



## WP43S REFERENCE MANUAL

This manual documents *WP 43S*, a free scientific software for the calculator *DM42* of *SwissMicros*. You can redistribute *WP 43S* and/or modify it under the terms of the GNU General Public License as published by the Free Software Foundation, either version 3 of the License, or (at your option) any later version.

*WP 43S* is published and distributed in the hope that it will be useful, but without any warranty; without even the implied warranty of merchantability or fitness for a particular purpose. Please see the GNU General Public License at <http://www.gnu.org/licenses/> for more details.

**This manual is very preliminary; it will change while we develop *WP 43S* in course of this project.** We reserve the right to do so at any time. The very basic principles of *WP 43S* will stay constant, however. Stay informed by watching [https://gitlab.com/Over\\_score/wp43s](https://gitlab.com/Over_score/wp43s)

Copyright © 2015 - 2020 Walter Bonin, Auf der Platte 9, 61440 Oberursel, Germany

All rights reserved. No part of this publication may be reproduced or distributed in any form or by any means, or stored in a data base or retrieval system, without prior written permission of the author. For the time being, the locations highlighted cyan are open construction sites – information is missing there or needs further discussion and investigation to be determined. Any contributions in this matter are highly appreciated.

HP is a registered trade mark of *Hewlett-Packard*.

The pictures on p. 160 and bottom of p. 161 were kindly supplied by *SwissMicros* as well as the drawing on p. 214, the picture on p. 210 by *Martin Lorang*. The plots in *Appendix H* are based on material found in *Wikipedia*. The other pictures, diagrams, and graphics were created by the author.

Internet addresses are specified as found and verified at 2019-06-26. Please note such addresses may change without notice at any time.

This manual is published in English since it became the *lingua franca* of our time (after Greek, Latin, and French) – using it we can reach the maximum number of people without further translations. I apologize to the people of other languages and inserted some 'translator's notes' where applicable.

Printed in the USA

ISBN-13: 978-172950106-1

ISBN-10: 172950106-0

WP 43S would not have been created without our love for *Classics*, *Woodstocks*, *Stings*, *Spices*, *Nuts*, *Voyagers*, and *Pioneers*. Thus we want to quote what was printed in *Hewlett-Packard* pocket calculator manuals until 1980, so it will not fade:

*"The success and prosperity of our company will be assured only if we offer our customers superior products that fill real needs and provide lasting value, and that are supported by a wide variety of useful services, both before and after sales."*

*Statement of Corporate Objectives  
Hewlett-Packard*

# TABLE OF CONTENTS

<b>Welcome!</b>	<b>9</b>
Print Conventions and Common Abbreviations	10
<b>Section 1: Index of Items (IOI)</b>	<b>12</b>
0 - 9	16
A	17
B	20
C	23
D	29
E	33
F	35
G	38
H	40
I	42
J	44
K	45
L	47
M	51
N	57
O	59
P	59
R	63
S	71
T	80
U	82
V	83
W	84
X	85
Y	89
Z	89

A, $\alpha$	90
$\beta$	91
$\Gamma$ , $\gamma$	91
$\Delta$ , $\delta$	92
$\epsilon$	92
$\zeta$	92
$\lambda$	93
$\mu$	93
$\Pi$ , $\pi$	93
$\Sigma$ , $\sigma$	93
$\Phi$	95
$\chi$	96
$\omega$	96
(, +, -, x, /, ^	96
→,	97
%	100
The Rest	101
Names of Variables and System Flags Provided	105
System Flags	110
Nonprogrammable Commands and Keys	114
Command Parameter Input and Closing It	114
Alphanumeric Input in X and Closing It	117

## **Section 2: Menus and Catalogs** **121**

One to Find and Rule Them All – the CATALOG	122
Accessing Cataloged Items Rapidly	125
Further Menus and Their Contents	127
Constants	136
Unit Conversions	145

## **Section 3: Calling and Executing Operations** **153**

Using XEQ for Executing Operations	153
------------------------------------	-----

Operations Requiring Trailing Parameters	154
Operations Changing Data Types	156
<b>Appendix A: Hardware</b>	<b>159</b>
<b>Appendix B: Memory Management</b>	<b>164</b>
Data Types	164
Statistical Summation Registers	167
Range of Real Numbers	167
Numeric Limitations	172
Special Results	173
Program Step Size	178
<b>Appendix C: Messages and Error Codes</b>	<b>179</b>
<b>Appendix D: Comparison to the Function Sets of <i>HP-42S</i>, <i>HP-16C</i>, <i>HP-21S</i>, and <i>WP 34S</i></b>	<b>185</b>
Corresponding Operations on <i>HP-42S</i>	185
Corresponding Operations on <i>HP-16C</i>	191
Corresponding Operations on <i>HP-21S</i>	193
Corresponding Operations on <i>WP 34S</i>	195
New Commands on your <i>WP 43S</i>	199
Reference Literature	204
<b>Appendix E: Emulating a <i>WP 43S</i> on Your Computer</b>	<b>206</b>
<b>Appendix F: Flashing and Updating Your <i>WP 43S</i></b>	<b>209</b>
How to Flash Your <i>WP 43S</i>	209
How to Update Your <i>WP 43S</i>	213
Overlays	214

<b>Appendix G: Troubleshooting Guide</b>	<b>215</b>
Calculator Frozen	215
Keymap Trouble	216
<b>Appendix H: Advanced Mathematical Functions and Tasks</b>	<b>217</b>
Number Generating Functions	217
Statistical Distributions	219
More Statistical Formulas, also for Fitting	228
About the Curve Fitting Models Provided	234
About Error Propagation	241
Solving Differential Equations	242
Orthogonal Polynomials	245
Even More Mathematical Functions	250
<b>Appendix I: Information for Advanced Users</b>	<b>255</b>
Recursive Programming	255
Building <i>WP 43S</i> Almost from Scratch	256
Index of Everything Provided	258
<b>Appendix J: Release Notes</b>	<b>269</b>
<b>WP 43S Quick Reference Guide</b>	<b>Q-1</b>
USING MENUS	1
MEMORY	1
DATA TYPES	1
MODES	3
DISPLAY FORMATS	3
EXECUTING FUNCTIONS AND PROGRAMS	4
CLEARING AND DELETING	5
PROGRAMMING	5
MATRIX OPERATIONS	7

PROBABILITY	8
STATISTICS	9
ADVANCED OPERATIONS	10
OPERATIONS ON SHORT INTEGERS	12
OPERATIONS ON ALPHANUMERIC STRINGS	13

## **Background Considerations and Facts**

**B-1**

Accessing Items	1
Alpha Register	3
Angles	4
Backward Compatibility	4
Calculation Internals	5
Character Sets	5
Complex Infinities	7
Complex Notation and Storage	8
Display Limits	9
Display Segmentation	15
Echo and Fallback	17
Equations	17
Layouting	18
Menus	19
Number Range	19
Plotting?	20
Precision and Accuracy	22
Prefixes	22
Sorting in Detail	23
Stack Size	29
Stack Lift Disabling Functions	29
Structured Programming	29
UNDO	30



# WELCOME!

This is the reference volume of the *WP 43S* documentation. It supplements the *WP 43S Owner's Manual* with detailed information about each and every *item* (i.e. command, *menu*, *catalog*, browser, application, constant, conversion, digit, and character) provided in your *WP 43S*. The *Index of Items* in *Section 1* takes over a third of this volume.

*Section 2* presents the structure and contents of all *menus* and *catalogs*. *Section 3* shows further access methods to operations and lists all operations requiring at least one parameter.

The appendices cover additional special topics as listed in the *Table of Contents* above.

Enjoy!

*Walter Bonin*

## Print Conventions and Common Abbreviations

Throughout this manual, standard text font is Arial. Emphasis is added by underlining or **bold** printing. Calculator COMMANDS, MENU, PREDEFINED VARIABLES and SYSTEM FLAGS are generally called by their *names*, printed capitalized in running text (*menus* underlined). Quoted text is printed blue (as well as translator's footnotes). *Specific terms, titles, trademarks, names or abbreviations* are printed in italics, hyperlinks in blue underlined italics. The latter will beam you to its target in the .pdf file – it cannot work in a printed copy for obvious reasons; thus such a link generally refers to a page number, to the [Table of Contents](#), or to a fully specified external address.

- Bold italic Arial letters such as ***n*** are used for variables; bold normal letters for constant **sample values** (e.g. labels, numbers, or characters).
- Courier is used for file names, binary and hexadecimal codes, and describing numeric formats.
- Times New Roman regular letters are for unit symbols and for mathematical functions. Italics are for *unit names* in running text.
- Times New Roman bold capitals are used for **REGISTER ADDRESSES**, lower case bold italics for *register contents*. So e.g. the value *y* lives in *register Y* and *r45* in **R45**. Overall *stack* contents are generally quoted in the order [*x, y, z, ...*]. We keep the term *register* for the space where an individual object is stored, although the actual size of such a *register* may vary widely following the size of the object stored therein.
- This **KEY** font (created by *Luiz Vieira* of Brasil) is taken for references to calculator keys, including **SOFTKEYS** in general. For shifted operations like **GTO** or **LBL**, the respective color is used. **Alphanumeric** and numeric calculator outputs (like  $1.234 \times 10^{-56}$  or  $7,089 \cdot 10^{-12}$ ) are printed as you see them on the calculator screen.
- We will use decimal points in most parts of this manual (but you may set your WP 43S to decimal commas as well, of course). Although that point is less visible than a comma, 'comma people' seem to be

more tolerant against points used as radix marks than vice versa (based on the number of complaints read).

All this holds unless stated otherwise locally.

The following abbreviations are used throughout this manual:

*ADM* = angular display mode (see *Section 2* of the *OM*).

*AIM* = alpha input mode (see *Section 2* of the *OM*).

*BCD* = binary coded decimal.

*CDF* = cumulated distribution function (see *Section 2* of the *OM*).

*FM* = flash memory (a special kind of *RAM*, see *Sect. 3* of the *OM*).

*HP* = *Hewlett-Packard*.

*IOI* = *Index of Items* (see pp. 12ff).

*LCD* = liquid crystal display.

*PDF* = probability density function (see *Section 2* of the *OM*).

*OH* = Owner's Handbook.

*OM* = Owner's Manual.

*PEM* = program-entry mode (see *Section 3* of the *OM*).

*PMF* = probability mass function (see *Section 2* of the *OM*).

px = pixels.

*RAM* = random access memory, allowing read and write operations.

*RPN* = reverse Polish notation (see *Section 1* of the *OM*).

*SRS* = subroutine return stack (see *App. B* on pp. 164ff).

*TVM* = *Time Value of Money* – a preprogrammed application for dealing with investments and loans, featured by all financial *HP* calculators since 1972 (see *Sect. 5* of the *OM*).

Some more abbreviations may be used and explained locally.

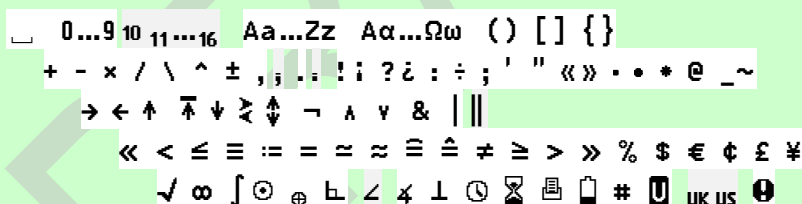
## SECTION 1: INDEX OF ITEMS (IOI)

All the *items* provided on your *WP 43S* (more than 850) are listed below with their *names* (as they are displayed and printed in routines) in column 1 and the keystrokes necessary to call them. Most *items* shall be picked from *menus* (see pp. 121ff). For such *items*, we list the keys calling the respective *menu*, the *prefix* of the respective *menu* row (if applicable), and the label as shown therein; we are confident you will find the corresponding *softkey*. *Items* stored in CONST are listed with their *names* only, however, since they are sorted alphabetically and will be explained in detail in a separate chapter below.

There is an important difference between the *names* of *items* and their labels as printed on the bezel or displayed in *menus*:

**Each *item* provided is identified by its unique reserved *name* of up to 7 characters – it may be accessible under one or more different labels**, featuring less or more characters than its *name* (see some unit conversions, for example). These labels are not required to be unique.<sup>1</sup>

On your *WP 43S*, sorting (e.g. of *names*) works in the following order:<sup>2</sup>



Accented letters follow their parents, as do superscripts and subscripts.

In principle, *WP 43S* operations work as the corresponding ones did on the *WP 34S* where applicable (see *App. E*). Referring to vintage calculators, most functions and keystroke-programming will work as they

<sup>1</sup> Actually, there are two separate sets of *items*: set 1 contains commands, constants, *menus*, program labels, and reserved symbols; set 2 is for *registers*, *system flags* and variables. The *name* of an *item* must be unique in its set.

<sup>2</sup> Characters printed on grey background are inaccessible for users for the time being. The entire sorting table is printed in an appendix.

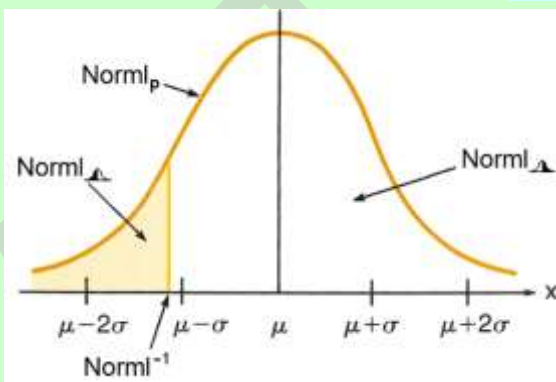
did on the *HP-42S*, bit and integer functions as on the *HP-16C*, unless specified otherwise. Also for functions inspired by other vintage calculators as mentioned in the index below, their manuals may contain helpful additional information.

Some 300 functions featured in your *WP 43S* are new compared to *HP's RPN* pocket calculators. Operations carrying familiar *names* but deviating in their functionality from previous *HP RPN* calculators or the *WP 34S* are marked **light red**.<sup>3</sup>

Operations working with the accumulated statistical data are marked **light blue**. For probability distributions, the naming rules are as pictured here.

Operations asking you for confirmation are printed **red**.

All operations may be also entered in *PEM* unless marked **violet** – on the other hand, the majority of functions contained in P.FN and TEST carry most use in *PEM*.



For the vast majority of operations, their remarks in the table start with a number:

- (0) represents functions without any effects on the *stack* (e.g. mode setting functions);
- (1) is for *monadic functions*,
- (2) for *dyadic functions*, and
- (3) for *triadic functions* as defined in *Section 1* of the *OM*;
- (-1) stands for functions pushing one object on the *stack* and
- (-2) for functions pushing two objects on the *stack*.

---

<sup>3</sup> We did not compare the *RPL* calculators of the last three decades nor the *HP Prime*. They are exceeding the realm of shirt pocket calculators.

Note some functions overwrite two *stack* levels instead of pushing two values on it: e.g.  $\rightarrow$ POL and  $\rightarrow$ REC, as you may have expected.<sup>4</sup>

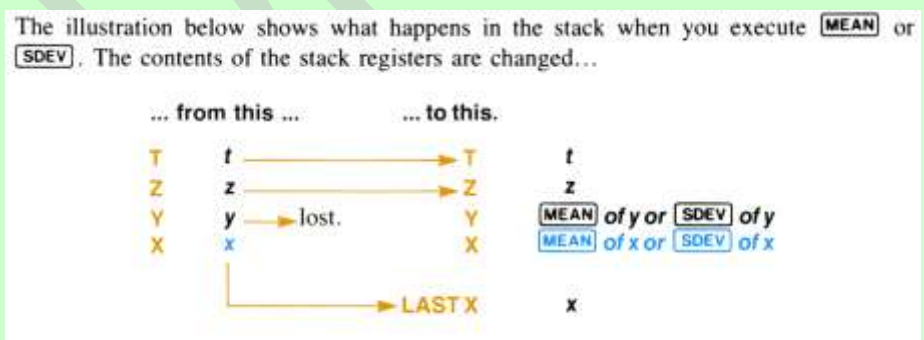
Operation or function **parameters** will be taken from the lowest *stack register(s)* unless mentioned explicitly in second column of the *IOI* – then they have to trail the command. Some parameters of statistical distributions shall be given in *registers I, J, and K* as specified.

Three examples of the parameter notation used throughout the *IOI* are shown below. Assume **R12** contains **15.67** generally here, i.e. **r12 = 15.67**.

1. ***n*** represents an arbitrary integer number which must be keyed in directly, while
- n*** represents such a number which may be specified indirectly via a *register* or variable as well (as shown in the addressing tables in *Section 1* of the *OM*); and
- n*** stands for the respective number itself;

**Example:** RSD 12 rounds *x* to 12 significant digits, while  
RSD  $\rightarrow$ 12 rounds *x* to 15 significant digits.

<sup>4</sup> On the *HP-42S*, however, also statistical functions returning two values do that – while the *Spices* (e.g. *HP-34C*) and *Voyagers* (e.g. *HP-15C*) push both results on the stack instead as you expect from *RPN* calculators. For your information, the picture below shows what the *HP-55*, *HP-19C/29C*, *HP-67/97*, *HP-41C*, and *HP-42S* do there:



Alas, *HP* does not give any reason for this deviation from simple logic until today. In our opinion this is not reasonable, so for the *WP 43S* we stick to the paradigm as implemented on the *Voyagers* in this matter (as we did for the *WP 34S* & *31S* before).

2. ***r*** (or ***s***) represents an arbitrary *register address* or variable *name* which must be keyed in directly or picked from a *menu*, while
- r*** (or ***s***) represents such an address or *name* which may be specified indirectly as well; and
- r*** (or ***s***) stands for the contents of the address specified – ***r*** or ***s*** may be used as an address itself;

**Example:** STO 12 stores *x* into **R12**, while  
STO →12 stores *x* into **R15**.

3. ***labl*** represents an arbitrary program label which must be keyed in directly or picked from a *menu*, while
- labl*** represents such a label which may be specified indirectly (as shown in the addressing table in *Section 3* of the *OM*); and
- labl*** stands for the respective label itself, regardless of the way it was specified.

**Example:** GTO 12 goes to local label **12**, while  
GTO →12 goes to local label **15**.

Note that for any command **XYZ** requiring one trailing input parameter, you can enter **XYZ → ST.X** and it will take its parameter from **X** instead – like a good old traditional *RPN* command.

The *data types* a particular function operates on are listed in { } under “remarks” if there are restrictions – cf. *App. B* on pp. 164ff. Most bit and integer functions operate on *short integers* only (*data type* 10). The other functions typically work with more kinds of objects. Functions stating *data types* 8\* or 9\* instead of 8 or 9 operate on each matrix element instead of the entire matrix (as explained in *Section 2* of the *OM*). Wherever operations return *data types* differing from their input, the output types are listed as well.<sup>5</sup>

---

<sup>5</sup> This applies for °C→°F, for instance: For *real* number input, output will stay *real*. For integer input, however, output will be *real*.

Some functions operating on **long integers** will return either such integers or *reals*, depending on the input value. E.g.  $\sqrt[3]{x}$  will return 3 for an input of 27, i.e. for a proper cube, but will return a *real* for an input of 28 although this is a *long integer* as well. The same function operating on a **short integer** will return 3 for both cases, in whatever base applicable. See the *OM*, *Section 2*, *Integers: Summary of Functions*.

*Automatic stack lift* is enabled after each command except after CLX, ENTER↑, Σ+, and Σ- (cf. *Section 1* of the OM); thus, numeric input immediately following one of these four operations will overwrite  $x$  instead of pushing it on the *stack* as usual.<sup>6</sup>

Below, the functions checked already are highlighted green, those which didn't work yet (for whatever reason) are marked red. Green highlighting doesn't necessarily mean the function works correctly but its results look like in the right ballpark. What wasn't checked so far isn't highlighted at all. This applies to the respective data types.


















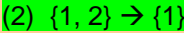

Item	Keystrokes	Remarks (see pp. 12ff for general information)
°C→°F	°C→°F	(1) {2}; {1} → {2}
°F→°C	etc.	Convert temperatures. See pp. 145ff.
10 <sup>x</sup>		(1) {1, 2, 3, 8*, 9*, 10} Returns 10 <sup>x</sup> , the inverse of lg( $x$ ).
1COMPL	▼ 1COMPL ▲ 1COMPL	(0) Sets 1's complement mode for operations on <i>short integers</i> . Indicated in the <i>status bar</i> . See Sect. 2 of the OM.
1/ <sub>x</sub>		(1) {2, 3, 8*, 9*}; {1} → {2} Inverts the number $x$ or all elements of the matrix $x$ .

<sup>6</sup> Some reasoning why *automatic stack lift* is disabled for these four:

- CLX is for clearing **X** to make room for a corrected value. This value shall overwrite  $x$  – an extra zero on the stack would make no sense.
- ENTER↑ is a *stack lift* manually initiated by the user. An additional *automatic stack lift* immediately after this command would make no sense.
- Σ+ and Σ- are dedicated commands for adding or subtracting data points (see the chapter about *Statistical Calculations* in *Section 2* of the OM). These two commands were exclusively designed for data input since their first appearance on the HP-45 and are not really meant to be mixed with calculations.



Item	Keystrokes	Remarks (see pp. 12ff for general information)
2COMPL	<b>f</b> <b>BITS</b> <b>▼</b> 2COMPL	(0) Sets 2's complement mode for operations on <i>short integers</i> . Indicated in the <i>status bar</i> . See Sect. 2 of the OM.
	<b>g</b> <b>INTS</b> <b>▲</b> 2COMPL	
$2^x$	<b>g</b> <b>EXP</b> $2^x$	(1) {1, 2, 3, 8*, 9*, 10} Returns $2^x$ .
$\sqrt[3]{x}$	<b>g</b> <b>EXP</b> <b>f</b> $\sqrt[3]{x}$	(1) {1, 2, 3, 8*, 9*, 10}; ({1} → {2}) Returns the cube root of $x$ . Roots of non-cube <i>long integers</i> will return <i>reals</i> .
$a$	<b>f</b> <b>CONST</b> $a$	(-1) {} → {2} Gregorian year in <i>days</i> and Bohr radius in <i>meter</i> .
$a_0$	<b>f</b> <b>CONST</b> $a_0$	
ABS	<b>f</b> <b>CATALOG</b> <b>FCNS</b> ABS	Points to  x  on p. 100. Maintained for backward compatibility only.
ACOS	<b>f</b> <b>CATALOG</b> <b>FCNS</b> ACOS	Points to arccos on p. 19.
$ac \rightarrow m^2$	<b>f</b> <b>U→</b> <b>f</b> <b>A:</b> acre → $m^2$	(1) {2}; {1} → {2} Convert areas. See pp. 145ff.
$ac_{US} \rightarrow m^2$	<b>f</b> <b>U→</b> <b>f</b> <b>A:</b> acre <sub>US</sub> → $m^2$	
ADV	<b>f</b> <b>ADV</b>	<b>Menu.</b> See p. 128.
AGM	<b>g</b> <b>X.FN</b> AGM	(2) {2, 3}; {1} → {2} Returns the <i>arithmetic-geometric mean</i> of $x$ and $y$ . Will throw an error for $x$ or $y$ being negative. See p. 250 for more.
















Item	Keystrokes	Remarks (see pp. 12ff for general information)
AGRAPH	  P.FN2  AGRAPH  s	<p> Alpha graphics. Displays a graphics image. Each character in the source <b>s</b> specifies an 8-dot-1-column pattern. The <b>X-</b> and <b>Y-</b>registers specify the pixel location of the bottom left point of this column. <math>1 \leq x \leq 400</math> and <math>1 \leq y \leq 232</math> are valid. So one row (8 px high) starting in column 1 may need up to 400 characters to specify – the more blank space is found therein the less characters may be required for describing it entirely.</p> <p>Cf. <i>HP-42S Owner's Manual</i>, pp. 135 – 140, and <i>HP-42S Programming Examples and Techniques</i>, pp. 214 – 223.</p>
ALL	  DISP ALL  n	<p> Sets the numeric display format to show all decimals of <i>real</i> or <i>complex</i> numbers whenever displayable (trailing decimal zeros will not be shown). ALL <b>0</b> works like ALL in <i>HP-42S</i> almost. For <math>x \geq 10^{16}</math> (or earlier for <i>complex</i> numbers), display will switch to SCI or ENG with the maximum number of necessary decimals displayable using the large font (see ALLSCI). The same will happen if <math>x &lt; 10^{-n}</math> <u>and</u> more than 16 digits are required to show <math>x</math> entirely (see examples in <i>Section 2</i> of the OM). The limits differ in RBR – see p. 64.</p>
aMoon	  CONST aMoon	<p> </p> <p>Semi-major axis of the Moon's orbit around the earth in <i>meter</i>.</p>
AND	  BITS AND	<p> </p> <p>Works bitwise as in <i>HP-16C</i> (see the OM, <i>Section 2</i>).</p> <p> </p> <p>Works like AND in <i>HP-28S</i>, i.e. <math>x</math> and <math>y</math> are interpreted before executing this operation. Zero is 'false'; any other <i>real</i> number is 'true'.</p>

Item	Keystrokes	Remarks (see pp. 12ff for general information)
ANGLES	<b>f</b> <b>CAT.</b> <b>VAR</b> <b>ANGLES</b>	<b>Submenu</b> of tagged angular variables defined at execution time. See pp. 122f.
arccos	<b>TRI</b> <b>arccos</b>	(1) <b>{3, 8*, 9*}; {1, 2} → {4};</b> Returns the tagged angle $\arccos(x)$ . <sup>7</sup>
arcosh	<b>g</b> <b>EXP</b> <b>g</b> <b>arcosh</b>	(1) <b>{2, 3, 8*, 9*}</b>
	<b>TRI</b> <b>g</b> <b>arcosh</b>	Returns $\operatorname{arcosh}(x)$ .
arcsin	<b>TRI</b> <b>arcsin</b>	(1) <b>{3, 8*, 9*}; {1, 2} → {4};</b> Returns the tagged angle $\arcsin(x)$ . <sup>8</sup>
arctan	<b>TRI</b> <b>arctan</b>	(1) <b>{3, 8*, 9*}; {1, 2} → {4};</b> Returns the tagged angle $\arctan(x)$ . <sup>9</sup>
arsinh	<b>g</b> <b>EXP</b> <b>g</b> <b>arsinh</b>	(1) <b>{2, 3, 8*, 9*}</b>
	<b>TRI</b> <b>g</b> <b>arsinh</b>	Returns $\operatorname{arsinh}(x)$ .
artanh	<b>g</b> <b>EXP</b> <b>g</b> <b>artanh</b>	(1) <b>{2, 3, 8*, 9*}</b>
	<b>TRI</b> <b>g</b> <b>artanh</b>	Returns $\operatorname{artanh}(x)$ .
ASIN	<b>f</b> <b>CATALOG</b> <b>FCNS</b> <b>ASIN</b>	Points to ARCSIN above. Maintained for backward compatibility only.













<sup>7</sup> Precisely, ARCCOS returns the principal value of  $\arccos(x)$ , i.e. a *real* part  $\in [0, \pi]$  in  $\text{r}$ , or  $\in [0^\circ, 180^\circ]$  in  $\text{d}$  or  $\text{g}$ , or  $\in [0^\circ, 200^\circ]$  in  $\text{g}$ , or  $\in [0, 1]$  in  $\text{r}$ . Cf. ISO/IEC 9899.

<sup>8</sup> Precisely, ARCSIN returns the principal value of  $\arcsin(x)$ , i.e. a *real* part  $\in [-\pi/2, \pi/2]$  in  $\text{r}$ , or  $\in [-90^\circ, 90^\circ]$  in  $\text{d}$  or  $\text{g}$ , or  $\in [-100^\circ, 100^\circ]$  in  $\text{g}$ , or  $\in [-0.5, 0.5]$  in  $\text{r}$ . Cf. ISO/IEC 9899.

<sup>9</sup> Precisely, ARCTAN returns the principal value of  $\arctan(x)$ , i.e. a *real* part  $\in [-\pi/2, \pi/2]$  in  $\text{r}$ , for example (cf. ASIN), if SPCRES is set. Else the result interval for ATAN becomes  $(-\pi/2, \pi/2)$  in  $\text{r}$ , for example. Cf. ISO/IEC 9899.

Item	Keystrokes	Remarks (see pp. 12ff for general information)
ASR	 <b>BITS</b>  ASR <i>n</i>	<div>(1) {10} </div> <p>Works like <i>n</i> (<math>\leq 63</math>) consecutive ASR commands in <i>HP-16C</i>, corresponding to a division of <i>x</i> by <math>2^n</math>. ASR 0 executes as NOP, but loads L. See <i>Section 2</i> of the OM.</p>
ASSIGN	 <b>ASN</b> <i>item, location</i>	 Assigns an <i>item</i> (i.e. a function, a <i>menu</i> , a label, or a character) to a specified sequence of keystrokes, corresponding to a specific location on the keyboard or in a <i>menu</i> . See <i>Section 6</i> of the OM.
ATAN	 <b>CATALOG</b> <b>FCNS</b> ATAN	Points to ARCTAN above. Maintained for backward compatibility only.
atm→Pa	 <b>U→</b> <b>F&amp;p:</b>  atm→Pa	(1) {2}; {1} → {2}
au→m	 <b>U→</b> <b>x:</b> au→m	Convert pressures and distances. See pp. 145ff.
A:	 <b>U→</b>  <b>A:</b>	<b>Submenu</b> . See p. 145.
$a_{\oplus}$	 <b>CONST</b> $a_{\oplus}$	<div>(-1) {} → {2}</div> <p>Semi-major axis of the Earth's orbit around the sun in <i>meter</i>.</p>
BACK	 <b>P.FN</b> <b>P.FN2</b>  <b>BACK</b> <i>n</i>	<div> Jumps <i>n</i> steps backwards (<math>0 \leq n \leq 255</math>) in a program. E.g. BACK 1 goes to the previous program step. If BACK attempts to cross an END, an error is thrown. Reaching step 000 stops program execution and lights <math>\overline{F}</math>. Cf. SKIP.</div> <p><b>ATTENTION:</b> If you edit a section of your routine crossed by one or more BACK, SKIP, or CASE jumps, this may well result in a need to <b>manually maintain all those statements individually</b>.</p>

Item	Keystrokes	Remarks (see pp. 12ff for general information)
bar→Pa	<b>f</b> <b>U→</b> <b>F&amp;p:</b> bar→Pa	<b>(1) {2}; {1} → {2}</b> Converts pressures. See pp. 145ff.
BATT?	<b>g</b> <b>INFO</b> <b>f</b> BATT?	<b>(-1) {} → {2}</b> Measures the battery voltage in the range between 1.9V and 3.4 V and returns this value. Measurement resolution is 1 mV
bbl→m <sup>3</sup>	<b>f</b> <b>U→</b> <b>f</b> <b>V:</b> <b>f</b> barrel → m <sup>3</sup>	<b>(1) {2}; {1} → {2}</b> Converts volumes. See pp. 145ff.
BC?	<b>f</b> <b>BITS</b> <b>g</b> BC? <b>n</b>	<b>(-1) {10}</b> Tests if the specified bit in <i>x</i> is clear.
BEEP	<b>f</b> <b>I/O</b> BEEP	<b>(0)</b> Sounds a sequence of four tones. See also TONE.
BeginP	<b>g</b> <b>FIN</b> <b>TVM</b> <b>f</b> Begin	<b>(0)</b> Sets “Begin” mode in <i>TVM</i> : payments occur at the beginning of each period. Typical for savings plans and leasing. Cf. ENDP.
BestF	<b>f</b> <b>STAT</b> <b>▼</b> BestF <b>n</b>	<p><b>(0)</b> Instructs your <i>WP 43S</i> to select the ‘best’ curve fit model for the current statistical data by picking the one with maximum <i>correlation</i> out of the models allowed (almost like BEST in <i>HP-42S</i>).</p> <p>Relevant for L.R., CORR, COV, <math>s_{xy}</math>, <math>\hat{x}</math>, and <math>\hat{y}</math>. You can accelerate computation of these functions significantly by excluding fit models making no sense for your data (e.g. for physical or technical reasons). The parameter <i>n</i> carries this information. Each fit model corresponds to a number as listed:</p> <ul style="list-style-type: none"> <li>• LINF            1</li> <li>• EXPF           2</li> <li>• LOGF           4</li> <li>• POWERF       8</li> <li>• ROOTF        16</li> </ul>

Item	Keystrokes	Remarks (see pp. 12ff for general information)
		<ul style="list-style-type: none"> <li>• HYPF 32</li> <li>• PARABF 64</li> <li>• CAUCHF 128</li> <li>• GAUSSF 256</li> </ul> <p>Take the numbers of all models you can exclude and sum them up – the result is <math>n</math>.</p> <p><b>Example:</b> Excluding the three 3-parameter models leads to <math>n = 64 + 128 + 256 = 448</math>. So call BESTF 448 to look for the best-fitting 2-parameter model.</p> <p>Note ORTHOF is <u>not</u> part of the set of models under investigation. See pp. 219ff for more.</p>
BestF?	   BestF?	$(-1) \{ \} \rightarrow \{1\}$ Returns the 'best' curve fit model for the current statistical data by picking the one with maximum <i>correlation</i> out of the models allowed, encoded as an integer according to the list at BESTF.
Binom <sub>p</sub>	   Binom: Binom etc.	 {2} <i>Binomial distribution</i> with the number of successes $g$ in $\mathbf{X}$ , the probability of a success $p_0$ in $\mathbf{I}$ , and the sample size $n$ in $\mathbf{J}$ . See p. 219 for more. Binom <sup>-1</sup> returns the maximum number of successes $m$ for a given probability $p$ in $\mathbf{X}$ , $p_0$ in $\mathbf{I}$ and $n$ in $\mathbf{J}$ .
Binom <sub>▲</sub>		
Binom <sub>▲</sub>		
Binom <sup>-1</sup>		
Binom:	   Binom:	<b>Submenu</b> . See p. 131.
BITS	 	<b>Menu</b> . See p. 125.

Item	Keystrokes	Remarks (see pp. 12ff for general information)
$B_n$	$B_n$	{1, 2} $B_n$ and $B_n^*$ return the Bernoulli number for an integer $n > 0$ given in $X$ , working with different definitions (see both formulas on p. 217).
$B_n^*$	$B_n^*$	
BS?	BS? $\underline{n}$	{10} Tests if the specified bit in $x$ is set.
Btu→J	Btu→J	{2}; {1}→{2} Converts energies. See pp. 145ff.
$c$	$c$ etc.	{ }→{2} Speed of light in vacuum in <i>meter/second</i> ; first and second radiation constants in <i>Planck's Law</i> (see p. 138).
$c_1$		
$c_2$		
cal→J	cal→J	{2}; {1}→{2} Converts energies. See pp. 145ff.
CASE	$P.FN2$ CASE $\underline{s}$	Works like SKIP below but takes the number of steps to skip from $s$ . <b>Example:</b> Assume a program section:  <pre> 100    ... 101    CASE 12 102    GTO 01 103    GTO 02 104    GTO 07 105    LBL 01 106    ... 132    LBL 02 133    ... 153    LBL 05 154    ... 234    LBL 07 235    ... </pre>

Item	Keystrokes	Remarks (see pp. 12ff for general information)
		<p>In execution of this program, <math>r12</math> will be checked in step 100: if <math>r12 \leq 1</math> then the program will proceed to step 101 and continue with a jump to step 105, for <math>r12 = 2</math> the program will go to step 102, etc., resulting in a nice controlled dispatcher for <math>1 \leq r12 \leq 4</math>.</p> <p><b>ATTENTION:</b> CASE might surprise you for <math>r12 &gt; 4</math> in the example above. Take care of the input you provide!</p> <p>If you edit a section of your routine crossed by one or more BACK, SKIP, or CASE jumps, this may well result in a need to <b>manually maintain all those statements individually</b>.</p>
CATALOG	CATALOG	<b>Catalog</b> of everything. See pp. 122ff.
Cauch <sub>p</sub>	PROB Cauch: Cauch etc.	(1) {2}
Cauch <sub>Δ</sub>		Cauchy-Lorentz (a.k.a. Lorentz or Breit-Wigner) distribution with the location $x_0$ specified in <b>I</b> and the shape $\gamma$ in <b>J</b> . See p. 222 for more.
Cauch <sub>Δ</sub>		
Cauch <sup>-1</sup>		Cauch <sup>-1</sup> returns $x$ for a given probability $p$ in <b>X</b> , with $x_0$ in <b>I</b> and $\gamma$ in <b>J</b> .
Cauch:	PROB  Cauch:	<b>Submenu</b> . See p. 131.
CauchF	STAT CauchF	(0) Selects the <i>Cauchy</i> (a.k.a. <i>Lorentz</i> ) peak fit model. Relevant for CORR, COV, L.R., $s_{xy}$ , $\hat{x}$ , and $\hat{y}$ . See pp. 228ff for more.
CB	BITS  CB <u>n</u>	(1) {10}
		Clears the specified bit in $x$ , i.e. sets it to 0.
CEIL	INTS  CEIL	(1) {8*}; {1, 2} → {1}
		Returns the smallest integer $\geq x$ . Cf. FLOOR.





















Item	Keystrokes	Remarks (see pp. 12ff for general information)
CF	CF	(0) Clears the <i>flag</i> specified, i.e. sets it to 0.
	CF	
	CF	
CHARS	CHARS	<b>Submenu</b> of characters. See pp. 122ff.
CLALL	CLall	(0) Clears all <i>registers</i> , <i>user flags</i> , variables, and programs in <i>RAM</i> . Modes will stay as they are. Cf. CLCVAR, CLFALL, CLPALL, CLREGS, CLSTK, and RESET.
CLCVAR	CLCVAR	(0) Clears all variables used in the <i>current program</i> , i.e. sets all such <i>real</i> and <i>complex</i> variables to 0., all integer ones to 0, all <i>time</i> variables to 0:00:00, all <i>date</i> variables to <b>January 1<sup>st</sup></b> of year 0, all character strings to zero length, and all the elements of all matrix variables used to 0.
CLFALL	CLFall	(0) Clears all global and local <i>user flags</i> . Compare CF.
	CLFall	
CLK		<b>Menu</b> . See p. 121.
CLLCD	CLLCD	(0) Clears the <i>LCD</i> in the rectangular window north and west of the point <i>x, y</i> . I.e. all pixels $\geq x$ and $\geq y$ are cleared.
CLMENU	CLMENU	(0) Clears all <i>menu</i> key definitions for the programmable <i>menu</i> . See MENU.
	...	
CLP	CLP	(0) Clears the <i>current program</i> in <i>RAM</i> or <i>FM</i> . Freed memory is returned to the pool of free space.
CLPALL	CLPall	(0) Clears all programs in <i>RAM</i> . Cf. CLP.

Item	Keystrokes	Remarks (see pp. 12ff for general information)
CLR	CLR	<b>Menu.</b> See p. 128.
CLREGS	CLR  CLREGS	(0) Clears all global and local general purpose <i>registers</i> allocated (see also LOCR), i.e. sets all these registers to 0. The contents of the <i>stack</i> and <b>L</b> are kept.
CLSTK	CLR  CLSTK 0  FILL	<b>Clears</b> all <i>stack registers</i> currently allocated (i.e. either <b>X ... T</b> or <b>X ... D</b> ). All other <i>register</i> contents are kept. Cf. CLREGS.
CLX	CLR CLX 	(1) Clears <i>stack register X</i> , disabling <i>automatic stack lift</i> . The shortcut works for closed <i>x</i> only. Cf. CLREGS.
CLΣ	CLR CLΣ STAT  CLΣ	(0) Clears the statistical summation <i>registers</i> and releases the memory allocated for them (see p. 167).
CNST	P.FN CNST <i>n</i>	<b>(-1) {} → {2}</b> Returns the constant stored at position <i>n</i> in <u>CONST</u> (see below and pp. 136ff). Allows for indirectly addressing these constants, also beyond ∞.
COMB	PROB <i>C<sub>y</sub>x</i>	(2) {1} Returns the number of possible <u>subsets</u> of <i>x</i> items taken out of a set of <i>y</i> items (i.e. choose <i>x</i> out of <i>y</i> ). No item occurs more than once in a subset, and <u>different orders</u> of the same <i>x</i> items are <u>not counted</u> separately. Cf. PERM.  (2) {2, 3} See pp. 217f for the formula.
CONJ	CPX conj	(1) {3, 9*} Returns the <i>complex conjugate</i> of <i>x</i> .
CONST	CONST	<b>Menu.</b> See CNST above and pp. 136ff.































Item	Keystrokes	Remarks (see pp. 12ff for general information)
CONVG?	 CONVG?	<p> {2}</p> <p>Checks for convergence by comparing <math>x</math> and <math>y</math> as determined by the lowest five bits of <math>r</math>.</p> <p>a) The very lowest 2 bits set the tolerance limit:  <math>0 = 10^{-14}</math>, <math>1 = 10^{-24}</math>, <math>2 = 10^{-32}</math>.</p> <p>b) The next two bits determine the comparison mode using the tolerance limit set:  <math>0</math> = compare the numbers <math>x</math> and <math>y</math> relatively,  <math>1</math> = compare them absolutely.</p> <p>c) The top bit tells how special numbers are treated:  <math>0</math> = NaN and <math>\pm\infty</math> are considered converged,  <math>1</math> = they are not considered converged.</p> <p>Now, <math>r = a + 4b + 16c</math>.</p>
CORR		<p> { } <math>\rightarrow</math> {2}</p> <p>Returns the <i>coefficient of correlation</i> for the current statistical data and curve fit model. See pp. 228ff for more.</p>
COS		<p>(1)     ; {1, 4} <math>\rightarrow</math> {2}</p> <p>Returns the cosine of the angle in <math>\mathbf{X}</math> (see <i>Section 2</i> of the <i>OM</i> for details).</p>
cosh		<p>(1)     </p> <p>Returns the hyperbolic cosine of <math>x</math>.</p>
COV		<p> { } <math>\rightarrow</math> {2}</p> <p>Returns the population covariance for the two data sets entered via , depending on the curve fit model selected. See <math>s_{XY}</math> for the sample covariance and pp. 219ff for more.</p>
CPX		See p. 128.

Item	Keystrokes	Remarks (see pp. 12ff for general information)
CPXS	CATALOG  CPXS	<b>Submenu</b> of <i>complex</i> variables defined at execution time. See pp. 122f.
CPX?	TEST  CPX?	<b>(0)</b> Checks if $x$ is <i>complex</i> . Returns <b>true</b> if $X$ contains data of type 3 or 9 with nonzero <i>imaginary</i> part.
CROSS	MATX  cross	<b>(2)</b> {8} Requires two <i>real</i> 2D or 3D vectors in $X$ and $Y$ and returns their cross product. Crossing of 2D vectors works as for <i>complex</i> numbers.
	CPX cross	<b>(2)</b> {3} → {2} When two <i>complex</i> numbers are crossed, your WP 43S simply returns a <i>real</i> number that is equal to the signed <i>magnitude</i> of the resulting moment vector. See an example in the OM.
ct→kg	U→   carat → kg	<b>(1)</b> {2}; {1} → {2}
cwt→kg	U→  cwt→kg	Convert masses. See pp. 145ff.
CX→RE	(works in run mode only)	<b>(-1)</b> {3} → {2}; <b>(9)</b> → {8} Cuts a closed <i>complex</i> object $x$ , putting either
	CPX  CX→RE	<ul style="list-style-type: none"> <li>• (for ) its <i>real</i> part in <math>Y</math> and its <i>imaginary</i> part in <math>X</math> or</li> <li>• (for ) <i>magnitude</i> in <math>Y</math> and <i>phase</i> in <math>X</math>.</li> </ul>

Item	Keystrokes	Remarks (see pp. 12ff for general information)
DATE	  DATE	<b>(-1)</b> { } → {6} Recalls the date from the real-time clock and displays it in the format selected. See D.MY, M.DY, and Y.MD. Furthermore, DATE shows the day of week (see Sect. 2 of the OM).
DATES	 CATALOG VARS  DATES	<b>Submenu</b> of <i>date</i> variables defined at execution time. See pp. 122f.
DATE→	  DATE→	<b>(-2)</b> {2, 6} → {1} Assumes <i>x</i> containing a <i>date</i> in the format selected (or a <i>real</i> number in corresponding format) and pushes its three components as integers on the <i>stack</i> . Reversible by →DATE.
DAY	   DAY	<b>(1)</b> {2, 6} → {1} Assumes <i>x</i> containing a <i>date</i> in the format selected (or a <i>real</i> number in corresponding format) and extracts the day.
DBLR	   DBLR etc.	<b>{10}</b> Double <i>word</i> length commands for remainder, multiplication and division (cf. the <i>HP-16C OH</i> , Section 4, pp. 52ff). DBLR and DBL / accept a double size dividend in <i>Y</i> and <i>Z</i> (most significant bits in <i>Y</i> ), the divisor in <i>X</i> as usual, and return the result in <i>X</i> . DBL× takes <i>x</i> and <i>y</i> as factors as usual but returns the product in <i>X</i> and <i>Y</i> (most significant bits in <i>X</i> ).
DBL×		
DBL/		
dB→fr	   dB → field ratio	<b>(1)</b> {2}; {1} → {2} Convert ratios. See pp. 145ff.
dB→pr	   dB → power ratio	

Item	Keystrokes	Remarks (see pp. 12ff for general information)
DEC	DEC	(0) {1, 2, 10} Decrements $r$ by 1. Does not load <b>L</b> even for target address <b>X</b> .
DECOMP	DECOMP	(-1) {1, 2} → {1} Decomposes $x$ (after converting it to an <i>improper fraction</i> , if applicable), returning a <i>stack</i> [ <b>denominator</b> ( $x$ ), <b>numerator</b> ( $x$ ), ...]. <b>Example:</b> If <b>X</b> contains 2.25 then DECOMP will return $x = 4$ and $y = 9$ .
DEG	DEG	(0) Sets the <i>ADM</i> to <i>decimal degrees</i> . Indicated in the <i>status bar</i> .
DEG→	DEG→	(1) {1, 2} → {4} Converts angles as described on p. 151.
DENMAX	 DENMAX	(1) Works like $\div c$ on <i>HP-35S</i> , but the maximum legal denominator is 9 999. For $x < 1$ or $x > 9\,999$ , DENMAX will be set to 9 999. Indicated in the <i>status bar</i> . For $x = 1$ , the current DENMAX setting is recalled, replacing $x$ .
DET	FCNS DET	Points to  M  explained on p. 100. Maintained for backward compatibility only.
DIGITS	DIGITS	<b>Submenu</b> of digits defined. See pp. 122ff.
DISP		<b>Menu</b> . See p. 128.

Item	Keystrokes	Remarks (see pp. 12ff for general information)
DOT	<b>g</b> <b>CPX</b> <b>dot</b>	(2) {3} → {2} Returns $Re(x) \cdot Re(y) + Im(x) \cdot Im(y)$
	<b>f</b> <b>MATX</b> <b>f</b> <b>dot</b>	(2) {8} → {2}; {9} → {3} Requires two matrices in $x$ and $y$ and returns their dot (scalar) product. The dot product is defined as the sum of the products of the corresponding elements in both matrices. Note both matrices must be of the same size; else DOT will throw an error. See the OM, Sect. 2.
DROP	<b>g</b> <b>DROP</b> ↓	Drops $x$ ... from the stack. See Section 1
DROPy	<b>g</b> <b>STK</b> <b>DROPy</b>	Drops $y$ of the OM for details.
DSE	<b>f</b> <b>LOOP</b> <b>DSE</b> $r$	(0) {1, 2, 10} Given <code>cccc.ffffii</code> in the source, DSE decrements $r$ by $ii$ , skipping next program step if then $cccc \leq fff$ (cf. the backside of your WP 43S). If $r$ features no fractional part then $fff$ is 0. If $ii = 0$ , $cccc$ will be decremented by 1. DSE does not load <b>L</b> even for destination address <b>X</b> . Note that neither $fff$ nor $ii$ can be negative, and DSE is only sensible with $cccc > 0$ .
DSL	<b>f</b> <b>LOOP</b> <b>DSL</b> $r$	(0) {1, 2, 10} Works like DSE but skips if $cccc < fff$ .
DSTACK	<b>g</b> <b>DISP</b> ▲ <b>f</b> <b>DSTACK</b> $n$	(0) Sets the maximum number of <i>stack registers</i> displayed. For an input of 1, only $x$ will be shown directly above the <i>menu section</i> ; for 2, $x$ and $y$ will be displayed; maximum input is 4.  Expanded views of e.g. matrices and multi-level returns like SUM will work as described in the OM regardless of the DSTACK parameter set. In any case, command input will be echoed directly below the <i>status bar</i> .

Item	Keystrokes	Remarks (see pp. 12ff for general information)
		This command is for old-school calculator users who feel distracted by a multitude of <i>stack registers</i> displayed changing simultaneously while only the lowest ones are really relevant.
DSZ	  DSZ 	 {1, 10} Decrements <i>r</i> by 1 and skips the next step if <i>r</i> = 0 thereafter. Does not load <i>L</i> even for target address <i>X</i> . Cf. <i>HP-16C</i> .
D.MS	  (for closed input)	 Sets the <i>ADM</i> to <i>sexagesimal degrees</i> . Indicated in the <i>status bar</i> .
D.MS→	   D.MS→	 {1, 2} → {4}
D.MS→D	   D.MS→D	Convert angles as described on pp. 151f.
D.MY	   D.MY	 Sets the format <i>dd.mm.yyyy</i> for <i>dates</i> .
D→D.MS	   D→D.MS	 {1, 2} → {4} Converts angles as described on p. 151.
D→J	   D→J	 {2, 6} → {1} Assumes <i>x</i> containing a <i>date</i> in the format selected (or a <i>real</i> number in corresponding format) and converts it to a <i>Julian day number</i> <sup>10</sup> according to the J/G setting.
D→R	   D→R	 {1, 2} → {4} Converts angles as described on p. 151.

<sup>10</sup> Translator's note: *Julian day number* translates to "Julianisches Datum" in German and «jour Julien» in French. See the corresponding articles in *Wikipedia* for more.




























Item	Keystrokes	Remarks (see pp. 12ff for general information)
e	<b>f</b> <b>CONST</b> <b>e</b>	(-1) {} → {2}
e <sub>E</sub>	<b>f</b> <b>CONST</b> <b>e<sub>E</sub></b>	Elementary charge in <i>coulomb</i> and <i>Euler's e</i> .
EIGVAL	<b>f</b> <b>MATX</b> <b>▲</b> <b>g</b> <b>EIGVAL</b>	(-1) {8, 9} Evaluates the matrix <i>x</i> and pushes a diagonal matrix containing its eigenvalues on the <i>stack</i> .
EIGVEC	<b>f</b> <b>MATX</b> <b>▲</b> <b>g</b> <b>EIGVEC</b>	(-1) {8, 9} Evaluates the matrix <i>x</i> and pushes a matrix containing its eigenvectors on the <i>stack</i> .
END	<b>g</b> <b>P.FN</b> <b>END</b>	(0) Last command in a program and terminal for searching local labels as described in the <i>OM</i> , <i>Section 3</i> . Works like RTN in all other aspects.
ENDP	<b>g</b> <b>FIN</b> <b>TVM</b> <b>f</b> <b>End</b>	(0) Sets “End” mode in <i>TVM</i> : payments occur at the end of each period. Typical for loans and investments. Cf. BEGINP.
ENG	<b>g</b> <b>DISP</b> <b>ENG</b> <u><i>n</i></u>	(0) Sets engineer's display format (see <i>Section 2</i> of the <i>OM</i> ).
ENORM	<b>f</b> <b>MATX</b> <b>g</b> <b>ENORM</b>	(1) {8, 9} → {2} Calculates the Euclidean norm of the matrix in <b>X</b> . The Euclidean norm is defined as the square root of the sum of squares of all matrix elements. Works like FNRM on <i>HP-42S</i> . For a vector, ENORM returns its length. Compare   <i>x</i>   on p. 100.
ENTER↑	<b>ENTER</b> ↑	(-1) Separates two entries in input. Copies <i>x</i> into <b>Y</b> , disabling <i>automatic stack lift</i> . See p. 118 and the <i>OM</i> , <i>Section 1</i> , for details.

Item	Keystrokes	Remarks (see pp. 12ff for general information)
ENTRY?	ENTRY?	<p><b>(0)</b> Checks the (internal) entry <i>flag</i>. It is set if:</p> <ul style="list-style-type: none"> <li>any character is entered in <i>AIM</i>, or</li> <li>any command is accepted for entry (be it via , a function key, or  with a partial command line).</li> </ul> <p>Useful in routines, e.g. after PAUSE.</p>
EQN		. See p. 129.
EQ.DEL	DELETE	<b>Deletes</b> an equation.
EQ.EDI	EDIT	<b>Opens</b> the <i>Equation Editor</i> to edit an existing equation.
EQ.NEW	NEW	<b>Opens</b> the <i>Equation Editor</i> to enter a new equation.
erf	erf etc.	<p><b>(1)</b> {2}; {1} → {2}</p> <p>Returns the error function or its complement. See pp. 250ff for more.</p>
erfc		
ERR	ERR <u>n</u>	<p><b>(0)</b> Raises the error specified. The consequences are the same as if the corresponding error really occurred, so e.g. a running routine will be stopped and the message will be thrown. See <i>App. C</i> on pp. 178ff for the respective error codes. Cf. MSG.</p>
EVEN?	EVEN?	<b>(0)</b> Checks if $x$ is integer and even.
$e^x$		<p><b>(1)</b> {2, 3, <b>8*</b>, <b>9*</b>}; {1, 10} → {2}</p> <p>Returns <math>e^x</math>.</p>
EXITALL	P.FN2 EXITall	<b>(0)</b> Exits all <i>menus</i> .
EXP		. See p. 129.

See Section 4 of the OM.

Item	Keystrokes	Remarks (see pp. 12ff for general information)
ExpF	<b>f</b> <b>STAT</b> <b>▼</b> <b>ExpF</b>	<b>(0)</b> Selects the exponential curve fit model. Relevant for CORR, COV, L.R., $s_{XY}$ , $\hat{x}$ , and $\hat{y}$ . See pp. 219ff for more.
Expon <sub>p</sub>	<b>g</b> <b>PROB</b> <b>f</b> <b>Expon:</b> <b>Expon</b> etc.	<b>(1)</b> {2}
Expon <sub>λ</sub>		Exponential distribution with the rate $\lambda$ in <b>J</b> . See pp. 219ff for more.
Expon <sub>Δ</sub>		Expon <sup>-1</sup> returns the survival time $t_s$ for a given probability $p$ in <b>X</b> , with $\lambda$ in <b>J</b> .
Expon <sup>-1</sup>		
Expon:	<b>g</b> <b>PROB</b> <b>f</b> <b>Expon:</b>	<b>Submenu</b> . See p. 131.
EXPT	<b>f</b> <b>PARTS</b> <b>EXPT</b>	<b>(1)</b> {1, 2} → {1} Returns the exponent $h$ of the number $x = m \cdot 10^h$ displayed. Cf. MANT.
$e^x-1$	<b>g</b> <b>EXP</b> <b>f</b> $e^x-1$	<b>(1)</b> {2, 8*} For $x \approx 0$ , this returns a more accurate result for the fractional part than $e^x$ does.
E:	<b>f</b> <b>U→</b> <b>E:</b>	<b>Submenu</b> . See p. 144.
F	<b>f</b> <b>CONST</b> <b>F</b>	<b>(-1)</b> {} → {2} <i>Faraday constant in coulomb per mol.</i>
FB	<b>f</b> <b>BITS</b> <b>g</b> <b>FB</b> <b>n</b>	<b>(1)</b> {10} Inverts ('flips') the specified bit in $x$ .
FBR	<b>g</b> <b>a.FN</b> <b>g</b> <b>FBR</b>	<b>(0)</b> Font browser. Shows all characters implemented in the fonts designed for your WP 43S.
FCNS	<b>f</b> <b>CATALOG</b> <b>FCNS</b>	<b>Submenu</b> of all provided functions. See pp. 122ff.
FC?	<b>g</b> <b>FLAGS</b> <b>FC?</b> <b>n</b>	<b>(0)</b> Tests if the specified <i>flag</i> is clear.

Item	Keystrokes	Remarks (see pp. 12ff for general information)
FC?C	 <b>FLAGS</b>  FC?C <b>n</b> etc.	 Tests if the specified <i>flag</i> is clear. Clears, flips, or sets this <i>flag</i> after testing, respectively.
FC?F		
FC?S		
$F_p(x)$	 <b>PROB</b>  $F_e(x)$ etc.	 {2} <i>Fisher's F distribution.</i> $F_e(x)$ equals $Q(F)$ on HP-21S. The degrees of freedom are specified in <b>I</b> and <b>J</b> . See pp. 219ff for more.
$F_{\Delta}(x)$		
$F_{\Delta}(x)$		
$F^{-1}(p)$		
FF	 <b>FLAGS</b>  <b>FF</b> <b>n</b>	 Flips the <i>flag</i> specified.
FIB	 <b>X.FN</b>  <b>FIB</b>	 {1} Returns the Fibonacci number (see pp. 217f).
		 {2, 3} Returns the extended Fibonacci number.
FILL	 <b>FILL</b>	<b>Copies</b> <i>x</i> to all <i>stack registers</i> .
FIN	 <b>FIN</b>	<b>Menu</b> . See p. 129.
FIX	 <b>DISP</b> <b>FIX</b> <b>n</b>	 Sets fixed point display format (see the OM, Sect. 2).
FLAGS	 <b>FLAGS</b>	<b>Menu</b> . See p. 129.
FLASH	 <b>CATALOG</b> <b>PROGS</b> <b>FLASH</b>	<b>Submenu</b> of global labels defined at execution time. See pp. 122f.
FLASH?	 <b>INFO</b>  <b>FLASH?</b>	 { } $\rightarrow$ {1} Returns the number of free <i>words</i> in <i>FM</i> (1 <i>word</i> = 2 <i>bytes</i> ).
FLOOR	 <b>INTS</b>  <b>FLOOR</b>	(1)  {1, 2} $\rightarrow$ {1} Returns the greatest integer $\leq x$ . Cf. CEIL.

Item	Keystrokes	Remarks (see pp. 12ff for general information)
f <sub>m</sub> →m	<b>f</b> <b>U→</b> <b>x:</b> <b>▲</b> fathom → m	(1) {2, 11; {1} → {2} Converts distances. See pp. 145ff.
FP	<b>f</b> <b>PARTS</b> <b>FP</b>	(1) {1, 2, 8*, 10} Returns the fractional part of $x$ . Cf. IP.
FP?	<b>g</b> <b>TEST</b> <b>f</b> <b>FP?</b>	(0) Tests $x$ for having a fractional part $\neq 0$ .
f <sub>r</sub> →dB	<b>f</b> <b>U→</b> <b>▲</b> field ratio → dB	(1) {2}; {1} → {2} Converts ratios. See pp. 145ff.
FS?	<b>g</b> <b>FLAGS</b> <b>FS?</b> <b>n</b>	(0) Tests if the specified <i>flag</i> is set.
FS?C	<b>g</b> <b>FLAGS</b> <b>f</b> <b>FS?C</b> <b>n</b> etc.	(0) Tests if the specified <i>flag</i> is set. Clears, flips, or sets this <i>flag</i> after testing, respectively.
FS?F		
FS?S		
f <sub>t</sub> →m	<b>f</b> <b>U→</b> <b>x:</b> <b>f</b> <b>ft.→m</b>	(1) {2}; {1} → {2} Convert distances and volumes, respectively. See pp. 145ff.
f <sub>t<sub>US</sub></sub> →m	<b>f</b> <b>U→</b> <b>x:</b> <b>▲</b> survey <b>foot<sub>US</sub></b> → m	
f <sub>z<sub>UK</sub></sub> →m <sup>3</sup>	<b>f</b> <b>U→</b> <b>f</b> <b>V:</b> <b>f</b> <b>floz<sub>UK</sub></b> → m <sup>3</sup>	
f <sub>z<sub>US</sub></sub> →m <sup>3</sup>	<b>f</b> <b>U→</b> <b>f</b> <b>V:</b> <b>f</b> <b>floz<sub>US</sub></b> → m <sup>3</sup>	
F <sub>α</sub>	<b>f</b> <b>CONST</b> <b>F<sub>α</sub></b> etc.	(-1) {} → {2}
F <sub>δ</sub>		Feigenbaum's $\alpha$ and $\delta$ .
F:	<b>g</b> <b>PROB</b> <b>F:</b>	Submenu. See p. 131.
f'	<b>g</b> <b>EQN</b> <b>f'</b>	Submenus for calculating the first or second derivative of a given equation. See the OM (Sect. 4) for more.
f''	<b>g</b> <b>EQN</b> <b>f''</b>	

















Item	Keystrokes	Remarks (see pp. 12ff for general information)
$f'(x)$	<b>f</b> <b>ADV</b> $f'(x)$ <b>labl</b>	<b>{1, 2} → {2}</b>  $f'(x)$ [ $f'(x)$ ] returns the 1 <sup>st</sup> [2 <sup>nd</sup> ] derivative of the function $f(x)$ at position $x$ . This $f(x)$ must be specified in a routine starting with <b>LBL labl</b> . On return, <b>Y</b> , <b>Z</b> , and <b>T</b> will be cleared and the position $x$ will be in <b>L</b> . See <i>Section 4</i> of the <i>OM</i> for more.
$f''(x)$	<b>f</b> <b>ADV</b> <b>f</b> $f''(x)$ <b>labl</b>	<b>ATTENTION:</b> $f(x)$ and $f'(x)$ fill all <i>stack registers</i> with $x$ before calling the routine specified.
<b>F&amp;p:</b>	<b>f</b> <b>U→</b> <b>F&amp;p:</b>	<b>Submenu.</b> See p. 145.
<b>G</b>	<b>f</b> <b>CONST</b> <b>G</b>	<b>{(-1) { } → {2}</b>  Newtonian constant of gravitation in $m^3/kg\ s^2$ ;
<b>G<sub>0</sub></b>	<b>f</b> <b>CONST</b> <b>G<sub>0</sub></b>	also called $\gamma$ by other authors. Conductance quantum in <i>siemens</i> .
<b>GAP</b>	<b>g</b> <b>DISP</b> <b>▲</b> <b>f</b> <b>GAP</b> <b>n</b>	<b>{0}</b> Defines the interval for inserting digit group separators in <i>reals</i> . For integers, the intervals are fixed to 4 digits for binary and 3 for any other base – except 4, 8, and 16 where the interval is 2. In input, gaps will always be inserted as chosen for <i>reals</i> .  After <b>GAP 2</b> , <b>1</b> , or <b>GAP 0</b> , <u>no</u> group separators will be displayed in any numbers at all.  See <i>Sect. 2</i> of the <i>OM</i> .
<b>GaussF</b>	<b>f</b> <b>STAT</b> <b>▼</b> <b>f</b> <b>GaussF</b>	<b>{0}</b> Selects the <i>Gauss</i> peak fit model. Relevant for <b>CORR</b> , <b>COV</b> , <b>L.R.</b> , $s_{XY}$ , $\hat{x}$ , and $\hat{y}$ . See pp. 228ff for more.
<b>G<sub>c</sub></b>	<b>f</b> <b>CONST</b> <b>G<sub>c</sub></b>	<b>{(-1) { } → {2}</b>  <i>Catalan's</i> (mathematical) constant.

Item	Keystrokes	Remarks (see pp. 12ff for general information)
GCD	<b>g</b> <b>INTS</b> <b>g</b> GCD	<b>(2)</b> {1; 10} Returns the Greatest Common Divisor of $x$ and $y$ . <sup>11</sup> This will always be positive.
$g_d$	<b>g</b> <b>X.FN</b> <b>f</b> $g_d$ etc.	<b>(1)</b> {2, 3} ; {1} $\rightarrow$ {2} Returns the Gudermannian function or its inverse. See p. 251 for details.
$g_d^{-1}$		
$g_e$	<b>f</b> <b>CONST</b> $g_e$	<b>(-1)</b> { } $\rightarrow$ {2} <i>Landé's</i> electron $g$ -factor.
Geom <sub>p</sub>	<b>g</b> <b>PROB</b> <b>g</b> Geom: Geom etc.	<b>(1)</b> {2} <i>Geometric distribution:</i> The <i>CDF</i> returns the probability for a first success after $m=x$ Bernoulli experiments. The probability $p_0$ for a success in each such experiment must be specified in <b>J</b> . See pp. 219ff for more.  Geom <sup>-1</sup> returns the number of failures $f$ before 1 <sup>st</sup> success for given probabilities $p$ in <b>X</b> , $p_0$ in <b>J</b> .
Geom <sub>Δ</sub>		
Geom <sub>Δ</sub>		
Geom <sup>-1</sup>		
Geom:	<b>g</b> <b>PROB</b> <b>f</b> Geom:	<b>Submenu</b> . See p. 131.
$gl_{UK} \rightarrow m^3$	<b>f</b> <b>U→</b> <b>f</b> <b>V:</b> $gl_{UK} \rightarrow m^3$ etc.	<b>(1)</b> {2}; {1} $\rightarrow$ {2} Convert volumes. See pp. 145ff.
$gl_{US} \rightarrow m^3$		
$GM_{\oplus}$	<b>f</b> <b>CONST</b> $GM_{\oplus}$	<b>(-1)</b> { } $\rightarrow$ {2} <i>Newtonian</i> constant of gravitation times the Earth's mass with its atmosphere included according to <i>WGS84</i> . <sup>12</sup> Displayed in $m^3/s^2$

<sup>11</sup>  $GCD(x, y) = \left| \left( x /_{LCM(x, y)} \right) \times y \right|$ . See also LCM.

Translator's notes for French readers: GCD correspond à *PGCD* en français,  
Translator's notes for German readers: GCD entspricht *ggT* auf Deutsch.


















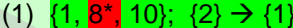












<sup>12</sup> See [http://earth-info.nga.mil/GandG/publications/tr8350.2/tr8350\\_2.html](http://earth-info.nga.mil/GandG/publications/tr8350.2/tr8350_2.html).

Item	Keystrokes	Remarks (see pp. 12ff for general information)
GRAD	 <b>MODE</b> GRAD	(0) Sets the <i>ADM</i> to <i>grad</i> (a.k.a. <i>gradian</i> or <i>gon</i> ). Indicated in the <i>status bar</i> .
GRAD→	   GRAD→	(1) {1, 2} → {4} Converts angles as described on pp. 151f.
GT0	 <b>GT0</b> <u>labl</u>	(0) In <i>PEM</i> , inserts an unconditional branch to <i>labl</i> . Else positions the program pointer to <i>labl</i> .
GT0.	 <b>GT0</b> . <i>n</i>	to step <i>n</i> (specify up to four digits until becoming unambiguous in used program memory).
	 <b>GT0</b> . <i>labl</i>	to the global label specified.
	 <b>GT0</b> . 	(0) Puts the program pointer ... directly after <u>previous</u> END, going to the top of <i>current program</i> (see Sect. 3 of the OM).
	 <b>GT0</b> . 	directly after <u>next</u> END, going to the top of next program.
	 <b>GT0</b> . .	to the end of used program memory in <i>RAM</i> (i.e. to the final END statement).
$g_{\oplus}$	 <b>CONST</b> $g_{\oplus}$	(-1) { } → {2} Standard earth acceleration in $m/s^2$ .
h	 <b>CONST</b> h	(-1) { } → {2} <i>Planck</i> constant in <i>joule-second</i> .
$ha \rightarrow m^2$	 <b>U→</b>  <b>A:</b> ha → m <sup>2</sup>	(1) {2}; {1} → {2} Converts areas. See pp. 145ff.



Item	Keystrokes	Remarks (see pp. 12ff for general information)
$H_n$	<b>g</b> <b>X.FN</b> <b>Orthog</b> $H_n$	<b>(2)</b> {2}; {1} → {2} <i>Hermite polynomials</i> for probability ( $H_n$ ) and physics ( $H_{np}$ ). See p. 245 for details.
$H_{np}$	<b>g</b> <b>X.FN</b> <b>Orthog</b> <b>f</b> $H_{np}$	
$hp_E \rightarrow W$	<b>f</b> <b>U→</b> <b>P:</b> $hp_E \rightarrow W$ etc.	<b>(1)</b> {2}; {1} → {2} Convert powers. See pp. 145ff.
$hp_M \rightarrow W$		
$hp_{UK} \rightarrow W$		
$Hyper_p$	<b>g</b> <b>PROB</b> <b>g</b> <b>Hyper:</b> <b>Hyper</b> etc.	<b>(1)</b> {2} <i>Hypergeometric distribution</i> with the number of successes <b>g</b> in <b>X</b> , the probability of a success <b>p</b> <sub>0</sub> in <b>I</b> , the sample size <b>n</b> in <b>J</b> , and the batch size <b>n</b> <sub>0</sub> in <b>K</b> . See pp. 219ff for the formula.  Hyper <sup>-1</sup> returns the maximum number of successes <b>m</b> for a given probability <b>p</b> in <b>X</b> , <b>p</b> <sub>0</sub> in <b>I</b> , <b>n</b> in <b>J</b> , and <b>n</b> <sub>0</sub> in <b>K</b> .
$Hyper_{\Delta}$		
$Hyper_{\Delta}$		
$Hyper^{-1}$		
<b>Hyper:</b>	<b>g</b> <b>PROB</b> <b>g</b> <b>Hyper:</b>	<b>Submenu</b> . See p. 131.
<b>HypF</b>	<b>f</b> <b>STAT</b> <b>▼</b> <b>f</b> <b>HypF</b>	<b>(0)</b> Selects the hyperbolic fit model. Relevant for CORR, COV, L.R., $s_{xy}$ , $\hat{x}$ , and $\hat{y}$ . See pp. 228ff for more.
$\hbar$	<b>f</b> <b>CONST</b> $\hbar$	<b>(-1)</b> {} → {2}  $= \frac{h}{2\pi}$ , reduced <i>Planck</i> constant in <i>joule-second</i> (a.k.a. <i>Dirac</i> constant).

Item	Keystrokes	Remarks (see pp. 12ff for general information)
IDIV	INTS  IDIV	(2) {1, 10}; {2} → {1} Integer division, working like  . See the OM, Sect. 2, for the <i>data type</i> of the quotient.
IDIVR	CATALOG FCNS  IDIVR	{1, 2, 10} Like IDIV but also returns the remainder in Y. See the OM, Section 2, for the resulting <i>data types</i> of quotient and remainder.
iHg→Pa	U→ F&p: in.Hg → Pa	(1) {2}; {1} → {2} Converts pressures. See pp. 145ff.
Im	CPX  Im	(1) {3} → {2}; {9} → {8}; Returns the imaginary part of $x$ . Cf. RE.
	PARTS  Im	
INC	LOOP  INC $r$	(0) {1, 2, 10} Increments $r$ by 1. Does not load L even for target address X.
INDEX	MATX INDEX <i>name</i>	(1) Indexes a named matrix. You can also index a matrix by editing it (see M.EDIT or M.EDIN). After exiting the <i>Matrix Editor</i> , the matrix is no longer indexed. See also <i>Matrix Utility Functions</i> in the <i>HP-42S Owner's Manual</i> , pp. 223ff.
INFO	INFO	Menu. See p. 129.
INPUT	P.FN INPUT $r$	Works in programs only: Recalls the content of the source specified into X, displays the name of the source along with $r$ , and halts program execution, allowing you to enter or calculate a value; pressing  then stores $x$ into said destination and continues program execution – pressing  instead cancels INPUT, so  thereafter will continue with the source content as it was.

Item	Keystrokes	Remarks (see pp. 12ff for general information)
		If you use an input variable <i>name</i> undefined at execution time, INPUT automatically creates the variable with an initial value of zero.
INTS	 	 See p. 129.
INT?	   INT?	 Tests <i>x</i> for being an integer, i.e. having a fractional part equal to zero. Cf. FP?.
INVRT	   INVRT	Works like $[M]^{-1}$ on p. 100. Maintained for backward compatibility only.
in.→m	    in.→m	 Converts distances. See pp. 145ff.
IP	  IP	(1)  Returns the integer part of <i>x</i> . Cf. FP.
ISE	  ISE 	 {1, 2, 10} Given <i>cccc</i> . <i>fffi</i> in the source <i>s</i> , ISE increments <i>s</i> by <i>ii</i> , skipping next program step if <i>cccc</i> ≥ <i>fff</i> then (cf. the backside of your WP 43S). If <i>s</i> has no fractional part then <i>fff</i> = 0 and <i>ii</i> = 0. If <i>ii</i> = 0, <i>cccc</i> will be incremented by 1. ISE does not load <b>L</b> even for target address <b>X</b> . Note that neither <i>fff</i> nor <i>ii</i> can be negative, but <i>cccc</i> can.
ISG	  ISG 	 {1, 2, 10} Works like ISE but skips if <i>cccc</i> > <i>fff</i> .
ISZ	  ISZ 	 {1, 10} Increments <i>s</i> by 1, skipping next program step if <i>s</i> = 0 thereafter. ISZ does not load <b>L</b> even for target address <b>X</b> . Cf. HP-16C.

Item	Keystrokes	Remarks (see pp. 12ff for general information)
$I_{xyz}$	$I_{xyz}$	<b>(3)</b> {1, 2} Returns the <i>regularized Beta function</i> .
$I\Gamma_p$	$I\Gamma_p$ etc.	<b>(2)</b> {1, 2} Returns the <i>regularized Gamma function</i> (one of two kinds).
$I\Gamma_q$		
$I+$	$I+$	<b>(1)</b> Increments or decrements the row index of the indexed matrix. See INDEX and also $J+$ , $J-$ , RCLEL, STOEL, RCLIJ, and STOIJ.
$I-$	$I-$	
$I/O$		<b>Menu</b> . See p. 129.
$J_y(x)$	$J_y(x)$	<b>(2)</b> {2}; {1} $\rightarrow$ {2} $J_y(x)$ returns the <i>Bessel function of first kind</i> and order $y$ . See p. 252 for details.
$J+$	$J+$	<b>(1)</b> Increments or decrements the column index of the indexed matrix. If GROW is set and the pointers I and J are at the last element of the matrix, executing $J+$ creates a new row at the end of the matrix. See INDEX and also $I+$ , $I-$ , RCLEL, STOEL, RCLIJ, and STOIJ.
$J-$		
$J/G$	$J/G$	<b>(0)</b> {2, 6} Sets the date the Gregorian calendar was introduced in the region you are interested in. See <i>Dates</i> in Section 2 of the OM.
$J \rightarrow Btu$	$J \rightarrow Btu$ etc.	<b>(1)</b> {2}; {1} $\rightarrow$ {2} Convert energies. See pp. 145ff.
$J \rightarrow cal$		

See p. 251 for more.

Item	Keystrokes	Remarks (see pp. 12ff for general information)
J→D	J→D	<b>(1)</b> {1} → {6} Takes <i>x</i> as a <i>Julian day number</i> <sup>13</sup> and converts it to a common <i>date</i> according to J/G (see above) and the date format selected.
J→Wh	J→Wh	<b>(1)</b> {2}; {1} → {2} Converts energies. See pp. 145ff.
k		<b>(-1)</b> { } → {2} <i>Boltzmann constant in joule per kelvin.</i>
KEY		<b>See</b> KEYG and KEYX below.
KEYG	 KEYG <i>key#, <u>labl</u></i>	<b>Defines</b> the label to be branched to (KEYG) or called (KEYX) when a particular <i>softkey</i> is pressed. KEYG and KEYX work in <i>PEM</i> only and will be translated to a program step <b>KEY <i>key#</i> GT0 <i>labl</i></b> or <b>KEY <i>key#</i> XEQ <i>labl</i></b> ,
KEYX	 KEYX <i>key#, <u>labl</u></i>	respectively. Key numbers go from 1 to 18 with 1 corresponding to , 9 to  , and 14 to  , for example.
KEY?	KEY? <i>r</i>	<b>(0)</b> Tests if a key was pressed while a routine was running or paused. If <u>no</u> key was pressed in that interval, the next program step after KEY? will be executed; else it will be skipped and the code of said key will be stored in <i>r</i> . Key codes reflect the rows and columns on the keyboard (see the <i>OM</i> , Sect. 3; cf. GETKEY on <i>HP-42S</i> ).

<sup>13</sup> Translator's note: *Julian day number* translates to «jour Julien» in French and to «Julianisches Datum» in German. See the corresponding articles in *Wikipedia* for more information about these numbers.

Item	Keystrokes	Remarks (see pp. 12ff for general information)
kg→ct	m:  kg → carat	<p>(1) {2}; {1} → {2}</p> <p>Convert masses. See pp. 145ff.</p>
kg→cwt	m: kg→cwt	
kg→lb.	etc.	
kg→oz		
kg→scw	m:  kg → sh.cwt	
kg→sto	m:  kg → stone	
kg→s.t	m:  kg → short ton	
kg→ton	m:  kg→ton	
kg→trz	m:  kg → tr.oz	
K <sub>J</sub>	K <sub>J</sub>	<p>(-1) {} → {2}</p> <p>Josephson constant in <i>hertz per volt</i>.</p>
KTYP?	KTYP?	<p>(-1) {} → {1}</p> <p>Assumes a key code in the address specified (see KEY?), checks it, and returns its key type:</p> <ul style="list-style-type: none"> <li>• 0 ... 9 if it corresponds to a digit  ... ,</li> <li>• 10 if it corresponds to , , or ,</li> <li>• 11 if it corresponds to  or ,</li> <li>• 13 if it corresponds to a <i>softkey</i>, and</li> <li>• 12 if it corresponds to any other key.</li> </ul> <p>May help in user interaction with routines (see the OM, Section 3)..</p>

Item	Keystrokes	Remarks (see pp. 12ff for general information)
LASTx	<b>RCL</b> <b>L</b>	(-1) See Sect. 1 of the OM. Actually, this command will be recorded as <b>RCL L</b> in routines.
lbf→N	<b>f</b> <b>U→</b> <b>F&amp;p:</b> lbf→N	(1) {2}; {1} → {2} Converts forces. See pp. 145ff.
LBL	<b>g</b> <b>LBL</b> <i>labl</i>	(0) Identifies programs and routines for execution and branching. Read more about labels and specifying them in Section 3 of the OM.
LBL?	<b>g</b> <b>TEST</b> <b>g</b> <b>LBL?</b> <i>labl</i>	(0) Tests for existence of the label specified, anywhere in program memory. See LBL for more.
lb.→kg	<b>f</b> <b>U→</b> <b>m:</b> lb.→kg	(1) {2}; {1} → {2} Converts masses. See pp. 145ff.
LCM	<b>g</b> <b>INTS</b> <b>f</b> <b>LCM</b>	(2) {1; 10} Returns the <i>Least Common Multiple</i> of $x$ and $y$ . <sup>14</sup> This will always be positive. Cf. GCD.
LEAP?	<b>g</b> <b>TEST</b> <b>f</b> <b>LEAP?</b>	(0) {2, 6} Assumes $x$ containing a <i>date</i> in the format selected (or a <i>real</i> number in corresponding format), extracts the year, and tests for a leap year.
LgNrm <sub>p</sub>	<b>g</b> <b>PROB</b> <b>f</b> <b>LgNrm:</b> <b>LgNrm</b> etc.	(1) {2} <i>Log-normal distribution</i> with $\mu = \ln \bar{x}_g$ specified in <b>I</b> and $\sigma = \ln \varepsilon$ in <b>J</b> . See $\bar{x}_g$ and $\varepsilon$ below and pp. 219ff for more.  LgNrm <sup>-1</sup> returns $\mathbf{x}$ for a given probability $\mathbf{p}$ in <b>X</b> , with $\boldsymbol{\mu}$ in <b>I</b> and $\boldsymbol{\sigma}$ in <b>J</b> .
LgNrm <sub>Δ</sub>		
LgNrm <sub>Δ</sub>		
LgNrm <sup>-1</sup>		

<sup>14</sup>  $\text{LCM}(x, y) = \left\lceil \left( x / \text{GCD}(x, y) \right) \times y \right\rceil$ .

Translator's notes for French readers: LCM correspond à *PPCM* en français,  
Translator's notes for German readers: LCM entspricht *kgV* auf Deutsch..

Item	Keystrokes	Remarks (see pp. 12ff for general information)
LgNrm:	<b>g</b> <b>PROB</b> <b>f</b> <b>LgNrm:</b>	<b>Submenu</b> . See p. 131.
LinF	<b>f</b> <b>STAT</b> <b>▼</b> <b>LinF</b>	<b>(0)</b> Selects the linear fit model. Relevant for CORR, COV, L.R., $s_{XY}$ , $\hat{x}$ , and $\hat{y}$ . See pp. 219ff for more.
LJ	<b>f</b> <b>BITS</b> <b>▲</b> <b>g</b> <b>LJ</b>	<b>(10)</b> Left justifies a bit pattern within its <i>word</i> size as in <i>HP-16C</i> : The <i>stack</i> will lift, placing the left-justified <i>word</i> in <b>Y</b> and the count of bit-shifts necessary to left justify the <i>word</i> in <b>X</b> . <b>Example</b> for <i>word</i> size 8: $1\ 0110_2$ LJ returns $x = 3$ and $y = 1011\ 0000_2$
$L_m$	<b>g</b> <b>X.FN</b>	<b>(2)</b> {2}; {1} → {2} <i>Laguerre polynomials</i> and <i>Laguerre's generalized polynomials</i> . See pp. 234f for more.
$L_{m\alpha}$	<b>Orthog</b> <b>L<sub>m</sub></b> etc.	
LN	<b>(ln)</b>	<b>(1)</b> {2, 3, <b>8*</b> , <b>9*</b> }; {1, 10} → {2} Returns the natural logarithm of $x$ .
$LN\beta$	<b>g</b> <b>X.FN</b> <b>g</b> <b>lnβ</b>	<b>(2)</b> {2, 3}; {1} → {2} Returns the natural logarithm of <i>Euler's</i> Beta function (see p. 91).
$LN\Gamma$	<b>g</b> <b>X.FN</b> <b>g</b> <b>lnΓ</b>	<b>(1)</b> {2, 3}; {1} → {2} Returns the natural logarithm of $\Gamma(x)$ (see p. 91). Allows also for calculating really great factorials (see an example in the <i>OM</i> ).
	<b>g</b> <b>PROB</b> <b>▲</b> <b>lnΓ</b>	
$LN(1+x)$	<b>g</b> <b>EXP</b> <b>f</b> <b>ln 1+x</b>	<b>(1)</b> {2, <b>8*</b> } For $x \approx 0$ , this returns a more accurate result for the fractional part than $\ln(x)$ does.
LOAD	<b>f</b> <b>I/O</b> <b>LOAD</b>	<b>Restores</b> the entire backup from <i>FM</i> and returns <b>Backup restored</b> . Thus, <b>LOAD</b> = <b>LOADP</b> + <b>LOADR</b> + <b>LOADSS</b> + <b>LOADΣ</b> . <sup>15</sup>



Item	Keystrokes	Remarks (see pp. 12ff for general information)
LOADP	<b>f</b> <b>I/O</b> LOADP	(0) Loads the entire program memory from backup and appends it to the programs already in <i>RAM</i> (if there is sufficient space – else an error will be thrown). <sup>15</sup>
LOADR	<b>f</b> <b>I/O</b> LOADR	(0) Recovers the numbered general purpose <i>registers</i> from backup. Lettered <i>registers</i> will not be recalled. <sup>15</sup>
LOADSS	<b>f</b> <b>I/O</b> LOADSS	(0) Recovers the system state from backup. <sup>15</sup>
LOADΣ	<b>f</b> <b>I/O</b> LOADΣ	(0) Recovers the statistical summation <i>registers</i> from backup. Throws an error if there are none. <sup>15</sup>
LocR	<b>g</b> <b>P.FN</b> <b>g</b> LocR <i>n</i>	(0) Allocates <i>n</i> <i>local registers</i> ( $\leq 100$ ) and 16 <i>local flags</i> for the <i>current routine</i> . See the <i>OM</i> , Sect. 3.
LocR?	<b>g</b> <b>INFO</b> <b>f</b> LocR?	(-1) {} → {1} Returns the number of <i>local registers</i> currently allocated.
LOG <sub>10</sub>	<b>g</b> <b>Ig</b>	(1) {1, 2, 3, 8*, 9*, 10} ({1} → {2}) Returns the logarithm of <i>x</i> for base 10.
LOG <sub>2</sub>	<b>g</b> <b>EXP</b> lb <i>x</i>	(1) {1, 2, 3, 8*, 9*, 10} ({1} → {2}) Returns the logarithm of <i>x</i> for base 2.
LogF	<b>f</b> <b>STAT</b> ▼ LogF	(0) Selects the logarithmic curve fit model. Relevant for CORR, COV, L.R., $s_{XY}$ , $\hat{x}$ , and $\hat{y}$ . See pp. 219ff for more.

<sup>15</sup> See SAVE on p. 73 and *App. A* on pp. 143f for more.

Item	Keystrokes	Remarks (see pp. 12ff for general information)
Logis <sub>p</sub>	<b>g</b> <b>PROB</b> <b>f</b> <b>Logis:</b> <b>Logis</b> etc.	<b>(1)</b> {2} <i>Logistic distribution with <math>\mu</math> given in I and s in J. See pp. 219ff for details.</i>
Logis <sub>Δ</sub>		
Logis <sub>Δ</sub>		
Logis <sup>-1</sup>		
Logis:	<b>g</b> <b>PROB</b> <b>f</b> <b>Logis:</b>	<b>Submenu.</b> See p. 131.
LOG <sub>x</sub> y	<b>g</b> <b>EXP</b> <b>log<sub>x</sub>y</b>	<b>(2)</b> {1, 2, 3, 8*, 9*, 10}; ({1} → {2}) Returns the logarithm of y for the base x .
LOOP	<b>f</b> <b>LOOP</b>	<b>Menu.</b> See p. 130.
l <sub>PL</sub>	<b>f</b> <b>CONST</b> <b>l<sub>PL</sub></b>	<b>(-1)</b> { } → {2} <i>Planck length in meter.</i>
ly→m	<b>f</b> <b>U→</b> <b>x:</b> <b>ly→m</b>	<b>(1)</b> {2}; {1} → {2} Converts distances. See pp. 145ff.
L.INTS	<b>f</b> <b>CATALOG</b> <b>VARS</b> <b>L.INTS</b>	<b>Submenu</b> of long integer variables defined at execution time. See pp. 122ff.
L.R.	<b>f</b> <b>STAT</b> <b>▲</b> <b>L.R.</b>	<b>(-2)</b> or <b>(-3)</b> { } → {2} Pushes the parameters <b>a<sub>2</sub></b> (in <b>Z</b> ), <b>a<sub>1</sub></b> (in <b>Y</b> ), and <b>a<sub>0</sub></b> (in <b>X</b> ) of the fit curve through the data points accumulated in the statistical summation registers on the stack, according to the curve fit model selected (see <b>LINF</b> , <b>ORTHOF</b> , <b>EXPF</b> , <b>POWERF</b> , <b>LOGF</b> , <b>HYPF</b> , <b>ROOTF</b> , <b>PARABF</b> , <b>CAUCHF</b> , <b>GAUSSF</b> ). For a straight line, <b>a<sub>0</sub></b> is its y-intercept and <b>a<sub>1</sub></b> is its slope. See pp. 219ff for more.

Item	Keystrokes	Remarks (see pp. 12ff for general information)
$m^2 \rightarrow ac$	<b>f</b> <b>U</b> <b>f</b> <b>A:</b> $m^2 \rightarrow acre$	(1) {2}; {1} $\rightarrow$ {2} Convert areas. See pp. 144ff.
$m^2 \rightarrow ac_{US}$	<b>f</b> <b>U</b> <b>f</b> <b>A:</b> $m^2 \rightarrow acre_{US}$	
$m^2 \rightarrow ha$	<b>f</b> <b>U</b> <b>f</b> <b>A:</b> $m^2 \rightarrow ha$	
$m^3 \rightarrow bbl$	<b>f</b> <b>U</b> <b>f</b> <b>V:</b> <b>f</b> $m^3 \rightarrow barrel$	(1) {2}; {1} $\rightarrow$ {2} Convert volumes. See pp. 144ff.
$m^3 \rightarrow fz_{UK}$	<b>f</b> <b>U</b> <b>f</b> <b>V:</b> <b>f</b> $m^3 \rightarrow floz_{UK}$	
$m^3 \rightarrow fz_{US}$	etc.	
$m^3 \rightarrow gl_{UK}$	<b>f</b> <b>U</b> <b>f</b> <b>V:</b> $m^3 \rightarrow gl_{UK}$	
$m^3 \rightarrow gl_{US}$	etc.	
MANT	<b>f</b> <b>PARTS</b> MANT	(1) {2}; {1} $\rightarrow$ {2} Returns the mantissa <i>m</i> of the number $x = m \cdot 10^h$ displayed. Cf. EXPT.
MASKL	<b>f</b> <b>BITS</b> MASKL <i>n</i>	(-1) { } $\rightarrow$ {10} Work like MASKL and MASKR on HP-16C, but with the mask length (or its address) following the command instead of being taken from <b>X</b> . Thus, the mask is pushed on the <i>stack</i> . MASKL <b>0</b> and MASKR <b>0</b> return 0.  <b>Example:</b> For WSIZE <b>8</b> , MASKL <b>3</b> returns a mask <i>word</i> <b>1110 0000<sub>2</sub></b> . Use it e.g. for extracting the top three bits of an arbitrary <i>byte</i> via AND.
MASKR	<b>f</b> <b>BITS</b> MASKR <i>n</i>	
MATRS	<b>f</b> <b>CATALOG</b> <b>VAR</b> <b>MATRS</b>	<b>Submenu</b> of matrix variables defined at execution time. See pp. 122f.
MATR?	<b>g</b> <b>TEST</b> <b>▲</b> MATR?	(0) Checks if <i>x</i> is a <i>real</i> or <i>complex</i> matrix.
MATX	<b>f</b> <b>MATX</b>	<b>Menu</b> . See p. 130.

Item	Keystrokes	Remarks (see pp. 12ff for general information)
Mat_X	<b>f</b> <b>MATX</b> <b>SIM EQ</b> <b>Mat X</b>	(-1) Returns the solution vector of a system of linear equations (see the OM, Sect. 2).
max	<b>g</b> <b>X.FN</b> <b>g</b> <b>max</b>	(2) {1, 2, 4, 5, 6, 7, 10} Returns the maximum of $x$ and $y$ .
$m_e$	<b>f</b> <b>CONST</b> <b><math>m_e</math></b>	(-1) {} $\rightarrow$ {2} Electron mass in <i>kilogram</i> .
MEM?	<b>g</b> <b>INFO</b> <b>MEM?</b>	(-1) {} $\rightarrow$ {1} Returns the number of free <i>bytes</i> in program memory, also taking into account the local <i>registers</i> allocated.
MENU	<b>g</b> <b>P.FN</b> <b>P.FN2</b> <b>MENU</b>	<b>Displays</b> the programmable <i>menu</i> . See the HP-42S OM, Part 2, Section 10, p. 146.
MENUS	<b>f</b> <b>CAT.</b> <b>MENUS</b>	<b>Submenu</b> of all <i>menus</i> defined at execution time. See pp. 122ff.
min	<b>g</b> <b>X.FN</b> <b>g</b> <b>min</b>	(2) {1, 2, 4, 5, 6, 7, 10} Returns the minimum of $x$ and $y$ .
MIRROR	<b>f</b> <b>BITS</b> <b>f</b> <b>MIRROR</b>	(1) {10} Reflects the bit pattern in $x$ (e.g. 0001 0111 <sub>2</sub> would become 1110 1000 <sub>2</sub> for <i>word</i> size 8).
mi. $\rightarrow$ m	<b>f</b> <b>U<math>\rightarrow</math></b> <b>x:</b> <b>f</b> <b>mi.<math>\rightarrow</math>m</b>	(1) {2}; {1} $\rightarrow$ {2} Converts distances. See pp. 144ff.
$M_{\text{Moon}}$	<b>f</b> <b>CONST</b> <b><math>M_{\text{Moon}}</math></b> etc.	(-1) {} $\rightarrow$ {2}
$m_n$		Mass of the Moon in <i>kilogram</i> ;
$m_n/m_p$		neutron mass in <i>kilogram</i> ; neutron to proton mass ratio.

Item	Keystrokes	Remarks (see pp. 12ff for general information)
MOD	<b>g</b> <b>MOD</b>	<b>(2)</b> {1, 2, 10}
	<b>g</b> <b>INTS</b> <b>f</b> <b>MOD</b>	Returns $y \bmod x$ (modulo, see <i>Section 2</i> of the OM for examples). Cf. RMD.
MODE	<b>g</b> <b>MODE</b>	<b>Menu</b> . See p. 130.
MONTH	<b>g</b> <b>CLK</b> <b>f</b> <b>MONTH</b>	<b>(1)</b> {2, 6} $\rightarrow$ {1} Assumes $x$ containing a <i>date</i> in the format selected (or a <i>real</i> number in corresponding format) and extracts the month.
$m_p$	<b>f</b> <b>CONST</b> $m_p$ etc.	<b>(-1)</b> {} $\rightarrow$ {2} Proton mass and <i>Planck</i> mass in <i>kilogram</i> ; proton to electron mass ratio.
$m_{pL}$		
$m_p/m_e$		
MSG	<b>g</b> <b>P.FN</b> <b>P.FN2</b> <b>f</b> <b>MSG</b>	<b>(0)</b> {1, 2} Throws the ( <i>temporary</i> ) <i>error message</i> specified by the integer part of $x$ . Cf. ERR. See App. C on pp. 178ff for the respective error codes.
$m_u$	<b>f</b> <b>CONST</b> $m_u$	<b>(-1)</b> {} $\rightarrow$ {2} Atomic mass constant in <i>kilogram</i> and its energy equivalent in <i>joule</i> .
$m_u c^2$	<b>f</b> <b>CONST</b> $m_u c^2$	
MUL $\pi$	<b>g</b> <b>MODE</b> <b>MUL<math>\pi</math></b>	<b>(0)</b> Sets the ADM to <i>multiples of <math>\pi</math></i> . Indicated in the <i>status bar</i> .
MUL $\pi \rightarrow$	<b>g</b> <b>L<math>\rightarrow</math></b> <b>f</b> <b>MUL<math>\pi \rightarrow</math></b>	<b>(1)</b> {1, 2} $\rightarrow$ {4} Converts angles as described on pp. 151f.
MVAR	<b>g</b> <b>P.FN</b> <b>f</b> <b>MVAR</b> <i>name</i>	<b>(0)</b> Defines a <i>menu variable</i> . Such variables are required for VARMNU. Works in PEM only.
MyMenu	<b>f</b> <b>CAT.</b> <b>MENUS</b> <b>MyMenu</b>	<b>User</b> <i>menu</i> .
My $\alpha$	<b>f</b> <b>CAT.</b> <b>CHARS</b> <b>My<math>\alpha</math></b>	<b>User</b> <i>menu</i> in AIM.

Item	Keystrokes	Remarks (see pp. 12ff for general information)
<b>m<sub>p</sub></b>	<b>CONST</b>	<b>(-1) { } → {2}</b> Muon mass in <i>kilogram</i> .
<b>M.DELR</b>	<b>DELR</b> with M.EDIT displayed	<b>(0) {8, 9}</b> Deletes the current row of elements (where the cursor is in). Will not work if the matrix has only one row.
<b>M.DIM</b>	<b>MATX</b> <b>DIM</b> <i>name</i>	<b>(0) {1, 2}</b> Creates a new named matrix or re-dimensions an existing matrix to IP(y) rows and IP(x) columns. See DIM in the <i>HP-42S Owner's Manual</i> , p. 217.
<b>M.DIM?</b>	<b>INFO</b> <b>DIM?</b>	<b>{8, 9} → {1}</b> Returns the dimensions of the matrix <i>x</i> (rows to <b>Y</b> , columns to <b>X</b> ). Note the matrix is saved in <b>L</b> . Previous <i>y</i> goes into <b>Z</b> , previous <i>z</i> into <b>T</b> , etc.
	<b>MATX</b> <b>DIM?</b>	
<b>M.DY</b>	<b>CLK</b> <b>M.DY</b>	<b>(0)</b> Selects the format mm/dd/yyyy for <i>dates</i> .
<b>M.EDI</b>	<b>MATX</b> <b>EDIT</b>	<b>(2) {8, 9}</b> Opens <i>x</i> using the <i>Matrix Editor</i> (like MATRIX EDIT in <i>HP-42S</i> ). <sup>16</sup> See Section 2 of the OM.
<b>M.EDIN</b>	<b>MATX</b> <b>EDITN</b> <i>name</i>	<b>(2)</b> Opens a named matrix using the <i>Matrix Editor</i> (like MATRIX EDITN in <i>HP-42S</i> ). <sup>16</sup> See Section 2 of the OM.
<b>M.EDIT</b>		<b>Submenu</b> for matrix editing, called by M.EDI or M.EDIN. See p. 130.

<sup>16</sup> In the real *HP-42S*, EDIT and EDITN don't actually disable *automatic stack lift*; they preserve the *stack lift* state – you can observe this if you do ENTER vs. a *stack-lift*-enabling operation (e.g. x↵y) just before invoking them. This behavior is not really useful, but it needs to be emulated anyway, since not doing so risks breaking *HP-42S* programs.

Item	Keystrokes	Remarks (see pp. 12ff for general information)	
M.GET	GETM	<div>(0) {1, 2} → {8, 9}</div> <div>Gets a sub-matrix with IP(y) rows and IP(x) columns out of the indexed matrix into <b>X</b> (like GETM in <i>HP-42S</i>). Cf. M.PUT.</div>	
M.GOTO	GOTO	with M.EDIT displayed	<div>(0) Asks for target row and column and moves to this matrix element.</div>
M.GROW	GROW		<div>(0) Allows the indexed matrix to grow automatically (see J+ above and <i>Section 2</i> of the OM; see also GROW in the <i>HP-42S Owner's Manual</i>, p. 213.). Cf. M.WRAP.</div>
M.INSR	INSR		<div>(0) Inserts a new row of elements containing zero, left of the current cursor position in the matrix.</div>
M.LU	 M.LU	<div>(1) <i>WP 34S</i>: Takes a <i>descriptor</i> of a square matrix in <b>X</b>. Transforms (X) into its LU decomposition in-situ. The value in <b>X</b> is replaced by a <i>descriptor</i> that defines the pivots that were required to calculate the decomposition. The most significant digit is the pivot for the first diagonal entry, the next most significant for the second and so forth.</div>	
M.NEW	NEW	<div>(2) {1, 2} → {8}</div> <div>Creates a new matrix (like NEW in <i>HP-42S</i>). Its number of rows shall be supplied in <b>Y</b> and its number of columns in <b>X</b>. M.NEW returns a matrix <i>x</i> with all its elements set to zero.</div>	
M.OLD	OLD with M.EDIT displayed	<div>(0) Recalls the old element content (like OLD in <i>HP-42S</i>). See the OM, Sect. 2.</div>	
M.PUT	PUTM	<div>(0) {8, 9}</div> <div>Puts the matrix <i>x</i> as is into the indexed matrix (like PUTM in <i>HP-42S</i>). Cf. M.GET.</div>	


Item	Keystrokes	Remarks (see pp. 12ff for general information)
M.R↔R	<b>MATX</b> R↔R	<b>(0)</b> {8, 9} Swaps row $x$ and row $y$ of the indexed matrix (like R↔R in HP-42S).
M.SIMQ		<b>Submenu</b> of <b>MATX</b> , called by SIM_EQ.
M.SQR?	<b>TEST</b> M.SQR?	<b>(0)</b> Returns <b>true</b> if $x$ is a square matrix.
M.WRAP	<b>WRAP</b> with M.EDIT displayed	<b>(0)</b> Controls the index pointers (see <i>Section 2</i> of the OM). Cf. M.GROW.
m:	m:	<b>Submenu</b> . See p. 144.
m→au	x: m→au	<b>(1) {2}; {1} → {2}</b> Convert distances or heights. See pp. 144ff.
m→fm.	x:  m→fathom	
m→ft.	x:  m→ft.	
m→ft <sub>US</sub>	x:  m→survey foot <sub>US</sub>	
m→in.	x:  m→in.	
m→ly	x: m→ly	
m→mi.	x:  m→mi.	
m→nmi.	x:  m→nmi.	
m→pc	x: m→pc	
m→pt.	x:  m→point	
m→yd.	x:  m→yd.	
m <sub>☉</sub>	<b>CONST</b> m <sub>☉</sub> etc.	<b>(-1) {} → {2}</b>
m <sub>⊕</sub>		Masses of the Sun and Earth in <i>kilogram</i> .



Item	Keystrokes	Remarks (see pp. 12ff for general information)
$N_A$	<b>f</b> <b>CONST</b> $N_A$	<b>(-1) { } → {2}</b> <i>Avogadro's number in particles per mol.</i>
NAND	<b>f</b> <b>BITS</b> <b>f</b> <b>NAND</b>	<b>(2)</b> Works in analogy to AND. See p. 18.
NaN	<b>f</b> <b>CONST</b> NaN	<b>(-1)</b> <i>Not a Number.</i>
NaN?	<b>g</b> <b>TEST</b> <b>▲</b> <b>f</b> NaN?	<b>(0)</b> Returns <b>true</b> if $x$ is <i>Not a Number</i> .
NBin <sub>p</sub>	<b>g</b> <b>PROB</b> <b>g</b> NBin: NBin etc.	<b>(1)</b> {2} <i>Negative binomial distribution with the total number of failures <math>f</math> in <math>X</math>, the probability of a success <math>p_0</math> in <math>I</math>, and the number of draws <math>n</math> in <math>J</math>. See pp. 219ff for more information.</i>
NBin <sub>▲</sub>		
NBin <sub>▲</sub>		
NBin <sup>-1</sup>		
NBin:	<b>g</b> <b>PROB</b> <b>g</b> NBin:	<b>Submenu.</b> See p. 131.
NEIGHB	<b>g</b> <b>INFO</b> <b>f</b> NEIGHB	<b>(2) {1}</b> Returns ... <ul style="list-style-type: none"> <li>• <math>x + 1</math> for <math>x &lt; y</math> ;</li> <li>• <math>x</math> for <math>x = y</math> ;</li> <li>• <math>x - 1</math> for <math>x &gt; y</math> .</li> </ul>
		<b>(2) {2}</b> Returns the nearest machine-representable number to $x$ in the direction towards $y$ in the mode set. For <ul style="list-style-type: none"> <li>• ... <math>x &lt; y</math> , it is the machine successor of <math>x</math> ;</li> <li>• ... <math>x = y</math> , it is <math>y</math> ;</li> <li>• ... <math>x &gt; y</math> , it is the machine predecessor of <math>x</math>.</li> </ul> NEIGHB may be useful investigating numeric stability (see NEIGHBOR in the <i>HP-71 Math Pac</i> ).





















Item	Keystrokes	Remarks (see pp. 12ff for general information)
NEXTP	NEXTP	(1) {1, 10}; {2} → {1} Returns the next prime number greater than $ IP(x) $ . See also PRIME? on p. 61.
nmi.→m	nmi.→m	(1) {2}; {1} → {2} Converts distances. See pp. 144ff.
NOP	P.FN2  NOP	'Empty' program step (for historical reasons only).
NOR	NOR	(2) Works in analogy to AND. See p. 18.
Norml <sub>p</sub>	Norml: Norml etc.	(1) {2} <i>Normal distribution</i> with an arbitrary mean $\mu$ given in <b>I</b> and a <i>standard deviation</i> $\sigma$ in <b>J</b> . See Sect. 2 of the OM for an application example and pp. 219ff for more.  Norml <sup>-1</sup> returns $x$ for a given probability $p$ in <b>X</b> , with $\mu$ in <b>I</b> and $\sigma$ in <b>J</b> .
Norml <sub>Δ</sub>		
Norml <sub>Δ</sub>		
Norml <sup>-1</sup>		
Norml:	Norml:	Submenu. See p. 131.
NOT	NOT	(1) {10} Inverts $x$ bit-wise as on HP-16C.
		(1) {1, 2} → {1} Returns 1 for $x = 0$ , and 0 for $x \neq 0$ .
nΣ	n	(-1) {} → {1} Recalls the number of accumulated data points.
N→lbf	N→lbf	(1) {2}; {1} → {2} Converts forces. See pp. 144ff.























Item	Keystrokes	Remarks (see pp. 12ff for general information)
ODD?	<b>g</b> <b>TEST</b> <b>f</b> ODD?	<b>(0)</b> Checks if $x$ is integer and odd.
OFF	<b>g</b> <b>OFF</b>	<b>(0)</b> In <i>PEM</i> , inserts a step to turn your <i>WP 43S</i> off under program control. Else turns your <i>WP 43S</i> off.
OR	<b>f</b> <b>BITS</b> OR	<b>(2)</b> Works in analogy to AND. See p. 18.
OrthoF	<b>f</b> <b>STAT</b> <b>g</b> OrthoF	<b>(0)</b> Selects the linear orthogonal fit model. Relevant for CORR, COV, L.R., $s_{xy}$ , $\hat{x}$ , and $\hat{y}$ . See pp. 228ff for more.
ORTHOG	<b>g</b> <b>X.FN</b> Orthog	<b>Submenu</b> . See p. 133.
oz→kg	<b>f</b> <b>U→</b> <b>m:</b> oz→kg	<b>(1) {2}; {1} → {2}</b> Converts masses. See pp. 144ff.
$P_0$	<b>f</b> <b>CONST</b> $P_0$	<b>(-1) { } → {2}</b> Standard atmospheric pressure in <i>pascal</i> .
ParabF	<b>f</b> <b>STAT</b> <b>▼</b> <b>f</b> ParabF	<b>(0)</b> Selects the parabolic fit model. Relevant for COV, CORR, L.R., $s_{xy}$ , $\hat{x}$ , and $\hat{y}$ . See pp. 228ff for more.
PARTS	<b>f</b> <b>PARTS</b>	<b>Menu</b> . See p. 130.
PAUSE	<b>g</b> <b>P.FN</b> PAUSE <b>n</b>	<b>(0)</b> Within a routine running, refreshes the display and pauses program execution for $n$ ticks (s. TICKS), with $0 \leq n \leq 99$ . The pause will terminate early when you press a key.
Pa→atm	<b>f</b> <b>U→</b> <b>F&amp;p:</b> <b>▼</b> Pa→atm	<b>(1) {2}; {1} → {2}</b> Convert pressures. See pp. 145ff.
Pa→bar	<b>f</b> <b>U→</b> <b>F&amp;p:</b> Pa→bar	
Pa→iHg	<b>f</b> <b>U→</b> <b>F&amp;p:</b> <b>f</b> Pa → in.Hg	
Pa→psi	<b>f</b> <b>U→</b> <b>F&amp;p:</b> Pa→psi	
Pa→tor	<b>f</b> <b>U→</b> <b>F&amp;p:</b> <b>f</b> Pa → torr	

Item	Keystrokes	Remarks (see pp. 12ff for general information)
pc→m	<b>f</b> <b>U→</b> <b>x:</b> pc→m	(1) {2}; {1} → {2} Converts distances. See pp. 145ff.
PERM	<b>g</b> <b>PROB</b> P <sub>yx</sub>	(2) {1} Returns the number of possible <u>arrangements</u> (a.k.a. <i>permutations</i> ) of <i>x items</i> taken out of a set of <i>y items</i> . No <i>item</i> occurs more than once in an arrangement, and <u>different orders</u> of the same <i>x items</i> <u>are counted</u> separately. Cf. COMB.  (2) {2, 3} See pp. 217f for the formula.
PGMINT	<b>f</b> <b>ADV</b> <b>f</b> PGMINT <b>labl</b>	Specifies the address of the expression to be integrated or solved, respectively. See Section 4 of the OM.
PGMSLV	<b>f</b> <b>ADV</b> <b>f</b> PGMSLV <b>labl</b>	
PIXEL	<b>g</b> <b>P.FN</b> P.FN2 <b>g</b> PIXEL	(0) Turns on a single pixel (dot) on the screen. The location of the pixel is given by the numbers in the <b>X</b> - and <b>Y</b> -registers. See AGRAPH on p. 18 for more.
PLOT	<b>f</b> <b>STAT</b> <b>g</b> PLOT	(0) Plots the <i>n</i> data points given by the <i>n</i> ×2 matrix <i>x</i> . See p. B-20 for more.
P <sub>n</sub>	<b>g</b> <b>X.FN</b> Orthog P <sub>n</sub>	(1) {2}; {1} → {2} <i>Legendre polynomials</i> . See pp. 234f for more.
POINT	<b>g</b> <b>P.FN</b> P.FN2 <b>g</b> POINT	(1) {1, 2} Turns on a square point (3×3 px  ) on the screen. The location of its center is given by the integer parts of the numbers in <b>X</b> and <b>Y</b> . See AGRAPH on p. 18 for more.

Item	Keystrokes	Remarks (see pp. 12ff for general information)
Poiss <sub>p</sub>	<b>g</b> <b>PROB</b>	<p><b>(1)</b> {2}; {1} → {2}</p> <p><i>Poisson distribution</i> with the number of successes <b>g</b> in <b>X</b> and the <i>Poisson</i> parameter <b>λ</b> in <b>I</b>. See pp. 219ff for details.</p> <p>Poiss<sup>-1</sup> returns the maximum number of successes <b>m</b> for a given probability <b>p</b> in <b>X</b> and <b>λ</b> in <b>I</b>.</p>
Poiss <sub>λ</sub>	<b>g</b> <b>Poiss:</b> <b>Poiss</b> etc.	
Poiss <sub>λ</sub>		
Poiss <sup>-1</sup>		
Poiss:	<b>g</b> <b>PROB</b> <b>g</b> <b>Poiss:</b>	<b>Submenu</b> . See p. 131.
PopLR	<b>g</b> <b>P.FN</b> <b>g</b> <b>PopLR</b>	<b>(0)</b> Pops the local <i>registers</i> allocated to the <i>current routine</i> (see <i>Section 3</i> of the <i>OM</i> ) <u>without returning to the calling routine</u> . See LOCR and RTN.
PowerF	<b>f</b> <b>STAT</b> <b>▼</b> <b>PowerF</b>	<b>(0)</b> Selects the power curve fit model. Relevant for CORR, COV, L.R., $s_{xy}$ , $\hat{x}$ , and $\hat{y}$ (see pp. 219ff for more).
PRCL	<b>g</b> <b>P.FN</b> <b>f</b> <b>PRCL</b>	<p><b>(0)</b> Copies the <i>current program</i> (from <i>FM</i> or <i>RAM</i>) and appends it to <i>RAM</i>, where it can then be edited (see the <i>OM</i>). PRCL allows for duplicating programs in <i>RAM</i>. Will only work with enough space at destination.</p> <p>Recall a library routine from <i>FM</i>, edit it, and PSTO – this way you can modify this part of the <i>FM</i> library (see PSTO).</p>
PRIME?	<b>g</b> <b>TEST</b> <b>f</b> <b>PRIME?</b>	<p><b>(0)</b> {1, 2, 10}</p> <p>Checks if <math> IP(x) </math> is a prime. Returns <b>true</b> for prime and <b>false</b> for composite. For <math>x &gt; 3.3 \times 10^{24}</math>, <b>true</b> means ‘probably prime’ with infinitesimal probability for being composite (see p. 172 for more).</p>
PRINT	<b>g</b> <b>PRINT</b>	<b>Menus</b> . See p. 131.
PROB	<b>g</b> <b>PROB</b>	

Item	Keystrokes	Remarks (see pp. 12ff for general information)
PROG		<b>Submenu</b> of global labels defined when calling XEQ etc. See <i>Section 3</i> of the OM.
PROGS	<b>f</b> <b>CATALOG</b> <b>PROGS</b>	<b>Submenu</b> of global labels defined at execution time. See pp. 122f.
pr→dB	<b>f</b> <b>U→</b> <b>▲</b> power ratio → dB	(1) {2}; {1} → {2} Convert ratios or pressures. See pp. 144ff.
psi→Pa	<b>f</b> <b>U→</b> <b>F&amp;p:</b> psi→Pa	
PST0	<b>g</b> <b>P.FN</b> <b>f</b> <b>PST0</b>	<b>(0)</b> Copies the <i>current program</i> (see the OM) from RAM and appends it to the FM library. Cf. PRCL.  This program must include at least one LBL statement with a global label (preferably at its beginning). If a program with the same label already exists in the library it will be deleted first. Global labels may be browsed in <b>CATALOG</b> <b>PROGS</b> and called by <b>XEQ</b> .
pt.→m	<b>f</b> <b>U→</b> <b>x:</b> <b>g</b> point → m	(1) {2}; {1} → {2} Converts print heights. See pp. 144ff.
PUTK	<b>g</b> <b>P.FN</b> <b>f</b> <b>PUTK</b> <i>r</i>	<b>(0)</b> Assumes a key code in the address specified. Stops program execution, takes said code and puts it in the keyboard buffer resulting in immediate execution of the corresponding call. <b>R/S</b> is required to resume program execution then. May help in user interaction with routines (see the OM, <i>Section 3</i> ).
P.FN	<b>g</b> <b>P.FN</b>	<b>Menu</b> . See p. 131.
P.FN2	<b>g</b> <b>P.FN</b> <b>P.FN2</b>	<b>Submenu</b> . See p. 131.
P:	<b>f</b> <b>U→</b> <b>P:</b>	<b>Submenu</b> . See p. 144.
















Item	Keystrokes	Remarks (see pp. 12ff for general information)
R	 <b>CONST</b> 	<b>(-1) {} → {2}</b> Molar gas constant in <i>joule per mol and kelvin</i> .
RAD	 <b>MODE</b> 	<b>(0)</b> Sets the <i>ADM</i> to <i>radians</i> . Indicated in the <i>status bar</i> .
RAD→	 <b>L→</b>  <b>RAD→</b>	<b>(1) {1, 2} → {4}</b> Converts angles as described on pp. 151f.
RAM	 <b>CAT.</b> <b>PROGS</b> 	<b>Submenu</b> of global labels defined at execution time. See pp. 122f.
RANGE	 <b>DISP</b>   <b>RANGE</b>	<b>(0) {1, 2}</b> Limits the range of displayable real numbers to $\pm 10^{\pm n}$ with $n = \text{IP}(x)$ . Startup default is 6145. RANGE allows for saving screen space for reasonable data. $99 \leq n \leq 6145$ . For greater input, $n$ will be set to 6145; for less it will be set to 99.
RANGE?	 <b>DISP</b>   <b>RANGE?</b>	<b>(-1) {} → {1}</b> Returns the current range setting, cf. RANGE.
	 <b>INFO</b>  <b>RANGE?</b>	
RANI#	 <b>PROB</b>  <b>RANI#</b>	<b>(-1) {} → {1}</b> Returns an integer random number $n$ with $\text{IP}[\min(x, y)] \leq n \leq \text{IP}[\max(x, y)]$ . After execution of RANI#, the stack looks like $[n, x, y, \dots]$ , so you can drop or roll down $n$ and call RANI# again to get another random integer with the same parameters. Use RANI# e.g. for throwing dices.
RAN#	 <b>PROB</b>  <b>RAN#</b>	<b>(-1) {} → {2}</b> Returns a random number between 0 and 1 like RAN does in <i>HP-42S</i> . See also SEED.















Item	Keystrokes	Remarks (see pp. 12ff for general information)
RBR	 <b>RBR</b>	<p><b>Calls</b> the <i>register browser</i> – see the <i>OM</i>, Sect. 5. You may call RBR also in <i>PEM</i> but it is not programmable.</p> <p>Within RBR, <i>real</i> and <i>complex</i> numbers are generally displayed in the format chosen within the screen space available. Since RBR uses the small font all the way, more digits are displayable here in ALL 0 than in a numeric row using the large font. For <i>reals</i> and ALL 0, RBR display will turn over to SCI or ENG at 33 instead of 16 digits in worst case. Extended display precision may be observed for <i>complex</i> numbers as well.</p>
RCL	 <i>r</i>	<b>(-1)</b> Recalls the content of a <i>register</i> or variable.
RCLCFG	  Config <i>r</i>	<b>(0)</b> Recalls a <i>configuration</i> stored by STOCFG (see Sect. 2 and 6 of the <i>OM</i> ).
RCLEL	 <b>MATX</b>  RCLEL	<p><b>(-1)</b> { } → {2, 3}</p> <p>Recalls a copy of the current element <math>a_{ij}</math> of the indexed matrix. Cf. STOEL.</p>
	  ...EL	
RCLIJ	 <b>MATX</b>  RCLIJ	<p><b>(-2)</b> { } → {1}</p> <p>Recalls the current values of the matrix index pointers into <b>X</b> (= column number) and <b>Y</b> (= row number). If the pointers both equal zero, then there is currently no indexed matrix. Cf. STOIJ.</p>
	  ...IJ	
RCLS	  Stack <i>r</i>	<b>Recalls</b> 4 or 8 values from a set of <i>registers</i> starting at address <i>r</i> , and pushes them on the <i>stack</i> . This is the converse command of STOS.
RCL+	  <i>r</i>	<p><b>(1)</b> Recalls a content of a <i>register</i> or variable, executes the operation specified, and puts the result on the <i>stack</i> like a <i>monadic</i> function.<sup>17</sup></p> <p><b>Example:</b> RCL-12 replaces <math>x</math> with <math>x - r12</math>.</p>
RCL-	  <i>r</i>	
RCL×	  <i>r</i>	
RCL/	  <i>r</i>	































Item	Keystrokes	Remarks (see pp. 12ff for general information)
RCL↑	<b>RCL</b> <b>f</b> <b>Max</b> $r$	(1) {1, 2, 4, 5, 6, 10}
	<b>RCL</b> <b>▲</b> $r$	Replaces $x$ with the maximum of $r$ and $x$ . <sup>17</sup>
RCL↓	<b>RCL</b> <b>f</b> <b>Min</b> $r$	(1) {1, 2, 4, 5, 6, 10}
	<b>RCL</b> <b>▼</b> $r$	Replaces $x$ with the minimum of $r$ and $x$ . <sup>17</sup>
RDP	<b>g</b> <b>DISP</b> <b>f</b> <b>RDP</b> $n$	(1) {2, 3, 5, 8*, 9*} Rounds $x$ to $n$ decimal places ( $0 \leq n \leq 99$ , think of FIX format), taking the RM setting into account. See RM and compare RSD.
Re	<b>g</b> <b>CPX</b> <b>Re</b>	(1) {3} → {2}; {9} → {8}
	<b>f</b> <b>PARTS</b> <b>g</b> <b>Re</b>	Returns the <i>real</i> part of $x$ . Cf. IM.
$r_e$	<b>f</b> <b>CONST</b> $r_e$	{-1} { } → {2} Classical electron radius in <i>meter</i> .
REALS	<b>f</b> <b>CAT.</b> <b>VAR</b> <b>REALS</b>	<b>Submenu</b> of <i>real</i> variables defined at execution time. See pp. 122f.
REAL?	<b>g</b> <b>TEST</b> <b>▲</b> <b>REAL?</b>	(0) Checks if $x$ is a <i>real</i> number or matrix.
RECV	<b>f</b> <b>I/O</b> <b>f</b> <b>RECV</b>	(0) Prepares your WP 43S for receiving data via serial I/O. See SEND and Sect. 3 in the OM for more.
REGIST	<b>f</b> <b>CATALOG</b> <b>REGIST</b>	<b>Submenu</b> of <i>register names</i> defined. See pp. 122f.












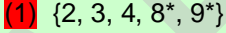




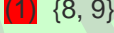


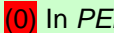

<sup>17</sup> Only legal operations according to the matrices in *Section 2* of the OM will work. See also the examples given there.













Item	Keystrokes	Remarks (see pp. 12ff for general information)
RESET	   RESET	<b>Executes</b> CLALL and resets everything to <i>startup default</i> , i.e. 2COMPL, ALL 0, DEG, DENMAX 0, DSTACK 4, GAP 3, J/G 1752-01-01, LinF, LocR 0, RM 0, TDISP -1, WSIZE 64, and Y.MD. RANGE is set to 6145.  RESET sets ALLSCI, DECIM., DENANY, MULTx, PROPFR, RECTN, and TDM. It clears all other <i>system flags</i> .  See said commands and <i>flags</i> for more.
RE→CX	 (works in run mode only)	<b>(2) {2} → {3}</b> Composes a <i>complex</i> number out of two <i>reals</i> or integers <i>x</i> and <i>y</i> , setting <b>CC</b> and taking either <ul style="list-style-type: none"> <li>• (for <b>L</b>) the <i>real</i> part from <b>Y</b> and <i>imaginary</i> part from <b>X</b>, or</li> <li>• (for <b>⊙</b>) the <i>magnitude</i> from <b>Y</b> and <i>phase</i> from <b>X</b>.</li> </ul>
	   RE→CX	<b>(2) {8} → {9}</b> Works in analogy for two <i>real</i> matrices <i>x</i> and <i>y</i> .
Re↔Im	  Re↔Im	(1) <b>{3, 9}</b> Swaps <i>real</i> and <i>imaginary</i> parts of <i>complex</i> objects.
RJ	    RJ	<b>{10}</b> Right justifies a bit pattern within its word size, in analogy to LJ (see there). The <i>stack</i> will lift, placing the right-justified <i>word</i> in <b>Y</b> and the count of bit-shifts necessary to right justify the <i>word</i> in <b>X</b> .  <b>Example:</b> 10 1100 <sub>2</sub> RJ results in <i>y</i> = 1011 <sub>2</sub> and <i>x</i> = 2.
R <sub>K</sub>	  R <sub>K</sub>	<b>(-1) {} → {2}</b> <i>Von Klitzing</i> constant in <i>ohm</i> .






















Item	Keystrokes	Remarks (see pp. 12ff for general information)
RL	   RL <i>n</i>	 (1) {10}  <p>Works like <i>n</i> consecutive RLs on HP-16C, similar to RL<i>n</i> there (<math>0 \leq n \leq 63</math>). RL 0 executes as NOP, but loads L. See the OM, Sect. 2, for more.</p>
RLC	   RLC <i>n</i>	 (1) {10}  <p>Works like <i>n</i> consecutive RLCs on HP-16C, similar to RLC<i>n</i> there (<math>0 \leq n \leq 64</math>). RLC 0 executes as NOP, but loads L. See the OM, Sect. 2, for more.</p>
RM	   RM <i>n</i>	 Sets floating point rounding mode. This rounding mode is used only for RSD or when converting from the extended precision internal format (39 digits) to packed <i>reals</i> . It will <u>not</u> alter the display nor change the behavior of ROUND. The following seven modes are supported: 0: round half even: $\frac{1}{2}\text{E}$ 0.5 rounds to next even number (default, used in science). 1: round half up: $\frac{1}{2}\uparrow$ 0.5 rounds up ('businessman's rounding' <sup>18</sup> ). 2: round half down: $\frac{1}{2}\downarrow$ 0.5 rounds down. 3: round up: $\leftarrow 0 \rightarrow$ rounds away from 0. 4: round down: $\rightarrow 0 \leftarrow$ rounds towards 0. 5: ceiling: $\lceil x \rceil$ rounds towards $+\infty$ . 6: floor: $\lfloor x \rfloor$ rounds towards $-\infty$ . The abbreviations printed on grey are used in STATUS for indicating the respective rounding modes (see Section 5 of the OM).

<sup>18</sup> Translator's notes for French and German readers: Cela correspond à l'arrondi commercial. / Das entspricht kaufmännischer Rundung.

Item	Keystrokes	Remarks (see pp. 12ff for general information)
RMD	 	(2) {1, 2, 10}
	   	Returns the remainder of a division. Equals RMD on <i>HP-16C</i> but works for <i>reals</i> as well. See the <i>OM</i> , Sect. 2, for examples. Cf. MOD.
R <sub>Moon</sub>	  	(-1) {} → {2} Mean radius of the Moon in <i>meter</i> .
RM?	  	(-1) {} → {1} Returns the floating point rounding mode set. See RM for more.
RNORM	    	(1) {8, 9} Calculates the row norm of the matrix $x$ , i.e. the maximum value (over all rows) of the sums of the absolute values of all elements in a row (like RNRM on <i>HP-42S</i> ). For a vector, the row norm is the largest absolute value of any of its elements.
RootF	    	(0) Selects the root fit model. Relevant for CORR, COV, L.R., $s_{xy}$ , $\hat{x}$ , and $\hat{y}$ . See pp. 228ff for more.
ROUND	  	(1) {2, 3, 4, 5, 6, 8*, 9*} Rounds $x$ using the current display format like RND on <i>HP-42S</i> .
ROUNDI	  	(1) {8*}; {2} → {1} Rounds $x$ to next integer. $\frac{1}{2}$ rounds to 1. Compare IP.

Item	Keystrokes	Remarks (see pp. 12ff for general information)
RR	   RR <u>n</u>	 <p>Works like <math>n</math> consecutive RRs on <i>HP-16C</i>, similar to <math>RR_n</math> there (<math>0 \leq n \leq 63</math>). <math>RR\ 0</math> executes as NOP, but loads <b>L</b>. See the <i>OM</i>, Sect. 2, for more.</p>
RRC	   RRC <u>n</u>	 <p>Works like <math>n</math> consecutive RRCs on <i>HP-16C</i>, similar to <math>RRC_n</math> there (<math>0 \leq n \leq 64</math>). <math>RRC\ 0</math> executes as NOP, but loads <b>L</b>. See the <i>OM</i>, Sect. 2, for more.</p>
RSD	   RSD <u>n</u>	 <p>Rounds <math>x</math> to <math>n</math> significant digits (<math>1 \leq n \leq 34</math>), taking the RM setting into account. Think of SCI. Cf. RM and RDP.</p>
RSUM	    RSUM	 <p>Calculates the row sum of the matrix <math>x</math>, returning an <math>m \times 1</math> matrix filled with the row sums of the <math>m \times n</math> input matrix.</p>
RTN	 	 <p>In <i>PEM</i>, RTN is the logically last command in a routine (see <i>Section 3</i> of the <i>OM</i>).</p> <p>In a routine executing, RTN pops local data (cf. <i>POPLR</i>) and returns to the caller, i.e. moves the program pointer one step behind the XEQ instruction that called said routine. If there is none (i.e. this routine is top level), program execution halts, the program pointer is set to step 0000, and <math>\overline{\text{F}}</math> is lit.</p> <p>If pressed in <i>run mode</i> with no routine executing,  resets the program pointer to the start of <i>current program</i> (see the <i>OM</i>, Sec. 3). If the program is in <i>FM</i>, the pointer is set to step 0000 in <i>RAM</i>, and <math>\overline{\text{F}}</math> is lit.</p>

Item	Keystrokes	Remarks (see pp. 12ff for general information)
RTN+1	   RTN+1	 Works like RTN, but moves the program pointer <u>two</u> steps behind the XEQ instruction that called said routine.
R-CLR	   R-CLR	 {2} Interprets $x$ in the form $sss.nn$ . Clears $nn$ registers starting with address $sss$ . <b>Example:</b> For $x = 34.567$ , R-CLR will clear <b>R34</b> through <b>R89</b> . <b>ATTENTION:</b> For $nn = 0$ , clearing will cover the maximum available: <ul style="list-style-type: none"> <li>• For <math>sss \in [0; 99]</math>, it will stop at <b>R99</b>.</li> <li>• For <math>sss \in [100; 111]</math>, it will stop at <b>K</b>.</li> <li>• For <math>sss \geq 112</math>, it will stop at the highest currently allocated local register.</li> </ul>
R-COPY	   R-COPY	 {2} Interprets $x$ in the form $sss.nndddd$ . Takes $nn$ registers starting with address $sss$ and copies their contents to $ddd$ etc. <b>Example:</b> For $x = 7.0304567$ , <b>r07</b> , <b>r08</b> , <b>r09</b> will be copied into <b>R45</b> , <b>R46</b> , <b>R47</b> , respectively. For $x < 0$ , R-COPY will take $nn$ registers from <i>FM</i> instead, starting with register number $ sss $ . Destination will be in <i>RAM</i> always. <b>ATTENTION:</b> For $nn = 0$ , copying will cover the maximum available as explained with R-CLR. Then $x$ must be negative.

Item	Keystrokes	Remarks (see pp. 12ff for general information)
R-SORT	   R-SORT	<p> {2}</p> <p>Interprets <math>x</math> in the form <math>sss.nn</math>. Sorts the contents of <math>nn</math> registers starting with address <math>sss</math>.</p> <p><b>Example:</b> Assume <math>x = 49.036\ 9</math>, <math>r49 = 1.2</math>, <math>r50 = -3.4</math>, and <math>r51 = 0</math>; then R-SORT will return <math>r49 = -3.4</math>, <math>r50 = 0</math>, and <math>r51 = 1.2</math>.</p> <p><b>ATTENTION:</b> For <math>nn = 0</math>, sorting will cover the maximum available as explained with R-CLR.</p>
R-SWAP	   R-SWAP	<p> {2}</p> <p>Works like R-COPY but <u>swaps</u> the contents of source and destination registers.</p>
R→D	   R→D	<p> {1, 2} → {4}</p> <p>Converts angles as described on pp. 151f.</p>
R↑	 	<p><b>Rotates</b> the <i>stack</i> contents one level up or down, respectively. See <i>Section 1</i> of the OM for details.</p>
R↓		
$R_\infty$	  $R_\infty$ etc.	<p> { } → {2}</p> <p>Rydberg constant (see p. 141); mean radii of the Sun and Earth in <i>meter</i>.</p>
$R_\odot$		
$R_\oplus$		
s	  s	<p> { } → {2}</p> <p>Takes the statistical sums accumulated, calculates the <i>sample standard deviations</i> <math>s_y</math> and <math>s_x</math> and pushes them on the <i>stack</i>. See <i>Section 2</i> of the OM for the output format and pp. 219ff for the formula.</p>

Item	Keystrokes	Remarks (see pp. 12ff for general information)
Sa	Sa	(-1) {} → {2} Semi-major axis in <i>meter</i> of the Earth model WGS84. <sup>19</sup>
SAVE		(0) Saves user program space, <i>registers</i> and system state to <i>FM</i> , and returns <b>Saved</b> . Recall your backup using the different flavors of LOAD.
SB	SB <i>n</i>	(1) {10} Sets the specified bit in <i>x</i> .
Sb	Sb	(-1) {} → {2} Semi-minor axis in <i>meter</i> of WGS84. <sup>19</sup>
SCI	SCI <i>n</i>	(0) Sets scientific display format (see <i>Section 2</i> of the OM).
scw→kg	 short cwt → kg	(1) {2}; {1} → {2} Converts masses. See pp. 144ff.
SDIGS?	 SDIGS?	(-1) {} → {1} Returns the number of significant digits set by SETSIG. Also returned by STATUS.
SDL	 SDL <i>n</i> etc.	(1) {2} Shifts digits left (right) by <i>n</i> decimal positions, equivalent to multiplying (dividing) <i>x</i> by 10 <sup><i>n</i></sup> . Cf. SL and SR for binary integers.
SDR		
Se <sup>2</sup>	Se <sup>2</sup>	(-1) {} → {2} First eccentricity squared of the Earth model WGS84. <sup>19</sup>

<sup>19</sup> This model is used to define the Earth's surface for surveying and GPS. See [http://earth-info.nga.mil/GandG/publications/tr8350.2/tr8350\\_2.html](http://earth-info.nga.mil/GandG/publications/tr8350.2/tr8350_2.html)



Item	Keystrokes	Remarks (see pp. 12ff for general information)
SEED	SEED	{2} Stores a seed for random number generation. If $x = 0$ , the seed is taken from the real-time clock.
SEND	SEND	Sends all <i>RAM</i> data to the device connected via serial I/O. See RECV and <i>Section 3</i> in the <i>OM</i> for more.
SETCHN	CHINA	Sets regional format preferences. <sup>20</sup>
SETDAT	SETDAT	Sets the date for the real-time clock (the emulator takes this information from the PC clock).
SETEUR	EUROPE	Set regional format preferences. <sup>20</sup>
SETIND	INDIA	
SETJPN	JAPAN	
SETSIG	SETSIG	{1} Sets the number of significant digits (0 ... 34) for rounding after each operation. SETSIG 0 sets maximum precision.
SETTIM	SETTIM	Sets the time for the real-time clock (the emulator takes this information from the PC clock).
SETUK	UK	Set regional format preferences. <sup>20</sup>
SETUSA	etc.	
$Se'^2$	$Se'^2$	{ } $\rightarrow$ {2} Second eccentricity squared of the Earth model WGS84 (see footnote 19 on p. 72).

<sup>20</sup> See *Section 2* of the *OM* about localization of numeric output.

Item	Keystrokes	Remarks (see pp. 12ff for general information)
SF	<b>FLAGS</b>	(0) Sets the <i>flag</i> specified.
	<b>MODE</b>	
Sf <sup>-1</sup>	<b>CONST</b>	(-1) { } → {2} Flattening parameter of the Earth model <i>WGS84</i> (see footnote 19 on p. 72).
SHOW	<b>SHOW</b>	(0) {1, 2, 3, 4} Shows all digits stored in <b>X</b> until next keystroke in top numeric row, using small font. For <i>complex</i> numbers, either part will take one display row as soon as one row cannot take both parts. For <i>long integers</i> , ≤296 digits are displayed using ≤7 rows; for any greater integer, just its most significant 294 digits will be shown, trailed by ellipses.
SIGN	<b>PARTS</b>	(1) {8}; {1, 2, 10} → {1} Returns 1 for $x > 0$ , -1 for $x < 0$ , and 0 for $x = 0$ or non-numeric data. Corresponds to the mathematical function $\text{signum}(x)$ .
		(1) {3} Returns the unit vector of the <i>complex</i> number $x$ (cf. UNITV). Maintained for backward compatibility only.
SIGNMT	<b>BITS</b>	(0) Sets sign-and-mantissa mode for operations on <i>short integers</i> . See the OM, Section 2. Indicated in the <i>status bar</i> .
	<b>INTS</b>	
SIM_EQ	<b>MATX</b>	(0) Solves a system of $n$ linear equations $(MATA) \cdot MAT\vec{X} = \overline{MATB}$ . If these matrices are not defined before, they will be created automatically at execution time. See Sect. 2 of the OM for more.
sin		(1) {2, 3, 8*, 9*}; {1, 4} → {2} Returns the sine of the angle in <b>X</b> .

Item	Keystrokes	Remarks (see pp. 12ff for general information)
sinc	sinc	(1) {2, 3, 8*, 9*} Returns $\sin(x)/x$ for $x \neq 0$ and 1 for $x = 0$ . Note input shall be supplied in <i>radians</i> .
sinh	sinh sinh	(1) {2, 3, 8*, 9*} Returns the hyperbolic sine of $x$ .
SKIP	SKIP $n$	(0) Skips $n$ program steps forwards ( $0 \leq n \leq 255$ ). So e.g. SKIP 2 skips over the next two steps, going e.g. from step 123 to step 126. If SKIP attempts to cross an END, an error is thrown. <b>ATTENTION:</b> If you edit a section of your routine crossed by one or more BACK, SKIP, or CASE jumps, this may well result in a need to <b>manually maintain all those statements individually</b> .
SL	SL $n$	(1) {10} Works like $n$ ( $\leq 63$ ) consecutive SLs on HP-16C. SL 0 executes as NOP, but loads L. See Sect. 2 of the OM for more.
SLVQ		{1, 2, 3} → {1 or 2 or 3} Solves the quadratic equation $ax^2 + bx + c = 0$ with its parameters on the input <i>stack</i> [ $c, b, a, \dots$ ], and tests the result. The following holds for <i>real</i> parameters: <ul style="list-style-type: none"> <li>If <math>r := b^2 - 4ac \geq 0</math>, SLVQ returns <math>-\frac{b \pm \sqrt{r}}{2a}</math> in <b>Y</b> and <b>X</b>. In a routine, the step after SLVQ will be executed.</li> <li>Else, SLVQ returns the first <i>complex</i> root in <b>X</b> and the second in <b>Y</b> (the <i>complex conjugate</i> of the first). In a routine, the step after SLVQ will be skipped.</li> </ul>

Item	Keystrokes	Remarks (see pp. 12ff for general information)												
		In either case and also for <i>complex</i> parameters, SLVQ returns $r$ in <b>Z</b> . Higher <i>stack registers</i> are kept unchanged. <b>L</b> will contain equation parameter <b>c</b> .												
$S_m$	<b>f</b> <b>STAT</b> $S_m$	<p><b>(-2) {} → {2}</b></p> <p>Takes the statistical data accumulated and pushes the <i>standard errors</i> (i.e. <i>std. deviations</i> of the means <math>\bar{y}</math> and <math>\bar{x}</math>) on the <i>stack</i>. Output format will be like the one of <b>s</b> (see the <i>OM</i>, Sect. 2).</p>												
SMODE?	<b>g</b> <b>INFO</b> SMODE?	<p><b>(-1) {} → {1}</b></p> <p>Returns the <i>integer sign mode</i> set for <i>short integers</i>:</p> <table> <tr> <td>true</td><td>2</td><td>for 2's complement,</td></tr> <tr> <td>true</td><td>1</td><td>for 1's complement,</td></tr> <tr> <td>false</td><td>0</td><td>for unsigned, or</td></tr> <tr> <td>true</td><td>-1</td><td>for sign &amp; mantissa mode.</td></tr> </table>	true	2	for 2's complement,	true	1	for 1's complement,	false	0	for unsigned, or	true	-1	for sign & mantissa mode.
true	2	for 2's complement,												
true	1	for 1's complement,												
false	0	for unsigned, or												
true	-1	for sign & mantissa mode.												
$S_{mw}$	<b>f</b> <b>STAT</b> <b>f</b> $S_{mw}$	<p><b>(-1) {} → {2}</b></p> <p>Returns the <i>standard error</i> for weighted data, i.e. the <i>standard deviation</i> of the mean <math>\bar{x}_w</math>.</p>												
SNAP	<b>g</b> <b>SNAP</b>	<p><b>(0)</b> Stores a snapshot of the screen in a BMP file on the calculator's USB flash disk in the /SCREENS directory. The file name comprises date and time of storage.</p>												
SOLVE	<b>f</b> <b>ADV</b> SOLVE <u>var</u>	<p><b>[2, 3]</b></p> <p>Solves the equation <math>f(\text{var}) = 0</math>, with <math>f</math> calculated by the equation specified (in <i>PEM</i> by PGMSLV). Two initial estimates of the root must be supplied in <b>X</b> and <b>Y</b> when calling SOLVE. It returns <math>\text{var}_{\text{root}}</math> in <b>X</b>, the second last <i>var</i>-value tested in <b>Y</b>, then <math>f(\text{var}_{\text{root}})</math> in <b>Z</b>, and 0 in <b>T</b>. Additionally, SOLVE acts as binary test in programs, so the next program step will be skipped if SOLVE fails to find a root. See Section 4 of the <i>OM</i> for more.</p>												

Item	Keystrokes	Remarks (see pp. 12ff for general information)
		<b>ATTENTION:</b> SOLVE fills all <i>stack registers</i> with $x$ before calling the routine specified.
Solver	Solver	<b>Submenu</b> for solving a given equation. See the OM, Sect. 4, for more.
SPEC?	SPEC?	True if $x$ is 'special' (i.e. $\pm\infty$ or NaN).
SR	SR $n$	<p>Works like <math>n</math> (<math>\leq 63</math>) consecutive SRs on HP-16C. SR 0 executes as NOP, but loads L. See Section 2 of the OM for more.</p>
SSIZE?	SSIZE?	<p>Returns the number of <i>stack registers</i> currently allocated, 4 or 8.</p>
STAT		<b>Menu</b> . See p. 132.
STATUS		<b>Flag browser</b> . See Section 5 of the OM.
	STATUS	
STK		<b>Menu</b> . See p. 132.
STO	$r$	Stores $x$ into destination.
STOCFG	Config $r$	Stores the current <i>configuration</i> for later use as described in Section 2 of the OM. RCLCFG recalls such data.
STOEL	STOEL	{1, 2, 3}
	...EL	Stores a copy of $x$ into the indexed matrix at the current element, $a_{ij}$ . Cf. RCLEL.

Item	Keystrokes	Remarks (see pp. 12ff for general information)
STOIJ	<b>f</b> <b>MATX</b> <b>▲</b> STOIJ	(1) {1}  Sets the index pointers to IP( <i>x</i> ) (= column number) and IP( <i>y</i> ) (= row number). Cf. RCLIJ.
	STO <b>g</b> ...IJ	
STOP	R/S	(0) Stops program execution. May be inserted in programs to wait for input, for example.
STOS	STO <b>f</b> Stack <i>r</i>	(0) Stores the entire <i>stack</i> in a set of 4 or 8 <i>registers</i> , starting at the destination address specified. See RCLS.
STO+	STO <b>+</b> <i>r</i>	(0) Executes the specified operation on <i>r</i> and stores the result (e.g. $r - x$ ) at the address specified. <sup>21</sup>
STO−	STO <b>−</b> <i>r</i>	
STO×	STO <b>x</b> <i>r</i>	
STO/	STO <b>/</b> <i>r</i>	
sto→kg	<b>f</b> <b>U→</b> <b>m:</b> <b>f</b> stone → kg	(1) {2}; {1} → {2}  Converts masses. See pp. 144ff.
STO↑	STO <b>f</b> Max <i>r</i>	(0) {1, 2, 4, 5, 6, 10}  Stores the maximum (or minimum) of <i>r</i> and <i>x</i> in the address specified. <sup>21</sup>
	STO <b>▲</b> <i>r</i>	
STO↓	STO <b>f</b> Min <i>r</i>	
	STO <b>▼</b> <i>r</i>	
STRI?	<b>g</b> <b>TEST</b> <b>g</b> STRI?	(0) True if <i>x</i> is an alphanumeric string (like STR? in HP-42S).
STRING	<b>f</b> <b>CATALOG</b> VARS <b>STRING</b>	<b>Submenu</b> of <i>alpha string</i> variables defined at execution time. See pp. 122f.

<sup>21</sup> Only legal operations according to the matrices in *Section 2* of the OM will work. See also the examples given there.

Item	Keystrokes	Remarks (see pp. 12ff for general information)
SUM	<b>f</b> <b>STAT</b> <b>SUM</b>	<b>(-2) {} → {2}</b> Recalls the linear sums $\Sigma y$ and $\Sigma x$ . Useful in basic 2D vector algebra. Output is labeled in analogy to s.
$s_w$	<b>f</b> <b>STAT</b> <b>f</b> $s_w$	<b>(-1) {} → {2}</b> Calculates the <i>standard deviation</i> for weighted data (where the weight $y$ of each data point $x$ was entered via <b>(<math>\Sigma+</math>)</b> ). See pp. 219ff for the formula.
$s_{xy}$	<b>f</b> <b>STAT</b> <b>▲</b> $s_{xy}$	<b>(-1) {} → {2}</b> Calculates the <i>sample covariance</i> for the two data sets entered via <b>(<math>\Sigma+</math>)</b> , depending on the curve fit model selected. See pp. 219ff for the formula and COV for the <i>population covariance</i> .
SYSTEM	<b>g</b> <b>MODE</b> <b>g</b> <b>SYSTEM</b>	<b>(0)</b> Returns to <i>DMCP</i> . Works on the calculator only (not on the simulator). See <i>App F</i> .
SYS.FL	<b>f</b> <b>CATALOG</b> <b>SYS.FL</b>	<b>Submenu</b> of system flags defined. See p. 122.
$s(a)$	<b>f</b> <b>STAT</b> <b>▲</b> <b>f</b> $s(a)$	<b>(-2) {} → {2}</b> Pushes the standard errors $s(a_1)$ (in <b>Y</b> ), and $s(a_0)$ (in <b>X</b> ) for the parameters of the line fitted through the data points accumulated in the statistical summation <i>registers</i> on the <i>stack</i> . Works for LINF only. See pp. 234f for more.
S.INTS	<b>f</b> <b>CAT.</b> <b>VARS</b> <b>S.INTS</b>	<b>Submenu</b> of <i>short integer</i> variables defined at execution time. See pp. 122f.
s.t→kg	<b>f</b> <b>U→</b> <b>m:</b> <b>▲</b> short ton → t	<b>(1) {2}; {1} → {2}</b>
s→year	<b>f</b> <b>U→</b> <b>f</b> s→year	Convert masses and times. See pp. 144ff.

Item	Keystrokes	Remarks (see pp. 12ff for general information)
$T_0$	<b>f</b> <b>CONST</b> $T_0$	<b>(-1) {} → {2}</b> Standard temperature (0°C) in <i>kelvin</i> .
$\tan$	<b>TRI</b> $\tan$	(1) <b>{2, 3, 8*, 9*}</b> ; <b>{1, 4} → {2}</b> Returns the tangent of the angle in <b>X</b> . Returns “ <i>Not a Number</i> ” for $x = \pm 90^\circ$ or equivalents if SPCRES is set.
$\tanh$	<b>g</b> <b>EXP</b> <b>g</b> $\tanh$	(1) <b>{2, 3, 8*, 9*}</b> Returns the hyperbolic tangent of $x$ .
	<b>TRI</b> <b>g</b> $\tanh$	
TDISP	<b>g</b> <b>CLK</b> <b>▲</b> <b>TDISP</b> $n$	<b>(0)</b> Sets time display format. <b>TDISP 0</b> and <b>1</b> allow for displaying just <i>hours</i> and <i>minutes</i> , <b>TDISP 2</b> for <i>seconds</i> , too, and $n \geq 3$ also for $n - 2$ digits showing decimal fractions of <i>seconds</i> . <b>TDISP -1</b> allows for displaying all digits.
TEST	<b>g</b> <b>TEST</b>	<b>Menu</b> . See p. 132.
$t_p(x)$	<b>g</b> <b>PROB</b> <b>t:</b> $t_p(x)$ etc.	<b>(1)</b> <b>{2}</b> <i>Student's t distribution</i> . The degrees of freedom are stored in <b>J</b> . $t_e(x)$ equals $Q(t)$ on HP-21S. See <i>Section 2</i> of the OM for an application example and pp. 219ff for more mathematical details.
$t_{\Delta}(x)$		
$t_{\Delta}(x)$		
$t^{-1}(p)$		
TICKS	<b>g</b> <b>P.FN</b> <b>TICKS</b>	<b>(-1)</b> <b>{ } → {1}</b> Returns the number of ticks from the real-time clock at execution time. 1 <i>tick</i> = 0.1 s. Counting starts when the calculator is turned on.



Item	Keystrokes	Remarks (see pp. 12ff for general information)
TIME	<b>g</b> <b>CLK</b> TIME	<b>(-1)</b> {} → {5} Recalls the time from the real-time clock at execution (see <i>Sect. 2</i> of the <i>OM</i> for the output format).
TIMER	<b>f</b> <b>TIMER</b>	<b>Starts</b> the timer application based on the real-time clock and following the timer of <i>HP-55</i> . See the <i>OM</i> , <i>Sect. 5</i> for a detailed description.
TIMES	<b>f</b> <b>CATALOG</b> VARS <b>f</b> <b>TIMES</b>	<b>Submenu</b> of time variables defined at execution time. See pp. 122f.
T <sub>n</sub>	<b>g</b> <b>X.FN</b> Orthog T <sub>n</sub>	<b>(2)</b> {2}; {1} → {2} <i>Chebyshev polynomials of first kind</i> . See pp. 234f for details.
TONE	<b>f</b> <b>I/O</b> <b>f</b> TONE <u>n</u>	<b>(0)</b> Sounds a tone according to <i>n</i> (= 1 ... 9).
ton→kg	<b>f</b> <b>U→</b> m: <b>▲</b> ton→kg	<b>(1)</b> {2}; {1} → {2} Converts masses. See pp. 144ff.
TOP?	<b>g</b> <b>TEST</b> <b>g</b> TOP?	<b>(0)</b> Returns ... <ul style="list-style-type: none"> <li><b>false</b> if called with the program pointer being in a subroutine;</li> <li><b>true</b> if called in the top routine (i.e. if the program-running <i>flag</i> is set and the <i>SRS</i> pointer is clear).</li> </ul>
tor→Pa	<b>f</b> <b>U→</b> F&p: <b>f</b> torr → Pa	<b>(1)</b> {2}; {1} → {2} Converts pressures. See pp. 144ff.
T <sub>p</sub>	<b>f</b> <b>CONST</b> T <sub>p</sub>	<b>(-1)</b> {} → {2} <i>Planck</i> temperature in <i>kelvin</i> ; <i>Planck</i> time in <i>seconds</i> .
t <sub>PL</sub>	<b>f</b> <b>CONST</b> t <sub>PL</sub>	
TRANS	<b>f</b> <b>CAT.</b> <b>FCNS</b> TRANS	Works like [M] <sup>T</sup> on p. 100. Maintained for backward compatibility only.
TRI	<b>TRI</b>	<b>Menu</b> . See p. 132.

Item	Keystrokes	Remarks (see pp. 12ff for general information)
trz→kg	<b>f</b> <b>U→</b> <b>m:</b> <b>f</b> tr.oz → kg	(1) {2}; {1} → {2} Converts masses. See pp. 144ff.
TVM	<b>g</b> <b>FIN</b> <b>TVM</b>	<b>Submenu</b> for the application <i>Time Value of Money</i> . See Section 5 of the OM.
t:	<b>g</b> <b>PROB</b> <b>t:</b>	<b>Submenu</b> . See p. 131.
t↔	<b>g</b> <b>STK</b> <b>t↔</b> <b>r</b>	<b>Swaps</b> <i>t</i> and <i>r</i> , in analogy to $x\leftrightarrow$
ULP?	<b>g</b> <b>INFO</b> <b>f</b> <b>ULP?</b>	(1) {1, 2} Returns 1 times the smallest power of ten which can be added to <i>x</i> or subtracted from <i>x</i> to actually change the value of <i>x</i> in your WP 43S in the mode set. Thus 1 is returned for integers. Indicated in STATUS.
$U_n$	<b>g</b> <b>X.FN</b> <b>Orthog</b> $U_n$	(2) {2}; {1} → {2} <i>Chebyshev polynomials of second kind</i> . See pp. 234f for details.
UNITV	<b>f</b> <b>MATX</b> <b>f</b> <b>UNITV</b>	(1) {8, 9} Returns the unit vector for the matrix <i>x</i> (like UVEC in HP-42S). Each element of the matrix is adjusted so its overall Euclidean norm becomes 1 (see ENORM); for a vector, its <i>magnitude</i> will become 1.
	<b>g</b> <b>CPX</b> <b>UNITV</b>	(1) {3} Returns a <i>complex</i> number with <i>magnitude</i> $ r  = 1$ in direction of <i>x</i> .
UNSIGN	<b>f</b> <b>BITS</b> <b>▼</b> <b>UNSIGN</b>	(0) Sets unsigned mode for mode for operations on <i>short integers</i> . Indicated in the <i>status bar</i> . Cf. UNSGN on HP-16C. See Section 2 of the OM.
	<b>g</b> <b>INTS</b> <b>▲</b> ...	
U→	<b>f</b> <b>U→</b>	<b>Menu</b> . See p. 132.

Item	Keystrokes	Remarks (see pp. 12ff for general information)
VAR		<b>Submenu</b> of variables defined at execution time when calling STO, RCL, etc.
VARMNU	<b>g</b> <b>(P.FN)</b> <b>f</b> <b>VARMNU</b> <b>lab!</b>	<b>Creates</b> a variable <i>menu</i> using the MVAR instructions following the global label specified. Cf. the <i>HP-42S Owner's Manual</i> .
VARS	<b>f</b> <b>CATALOG</b> <b>VARS</b>	<b>Submenu</b> of variables defined at execution time. See pp. 122f.
VERS?	<b>g</b> <b>(INFO)</b> <b>g</b> <b>VERS?</b>	<b>(0)</b> Shows your firmware version and build number (see <i>Section 2</i> of the <i>OM</i> ).
VIEW	<b>g</b> <b>(VIEW)</b> <b>r</b>	<b>(0)</b> Shows <b>r</b> until the next key is pressed.  <b>Example:</b> If a variable called <b>Test12</b> contains <b>-123.45</b> , <b>(VIEW)</b> <b>(α)</b> <b>Test12</b> <b>(ENTER↑)</b> will display  Test12 = -123.45
V <sub>m</sub>	<b>f</b> <b>(CONST)</b> <b>V<sub>m</sub></b>	<b>(-1) { } → {2}</b> Molar volume of an ideal gas at standard conditions in <i>cubic meter per mol</i> .
V:	<b>f</b> <b>(U→)</b> <b>f</b> <b>V:</b>	<b>Submenu</b> . See p. 144.
V <sub>∠</sub>	<b>g</b> <b>(∠)</b>	<b>(2)</b> {8} → {4} Returns the angle between two 2D or 3D vectors $\vartheta = \arccos\left(\frac{\vec{v}_1 \cdot \vec{v}_2}{ \vec{v}_1  \vec{v}_2 }\right)$

Item	Keystrokes	Remarks (see pp. 12ff for general information)
WDAY	<b>g</b> <b>CLK</b> WDAY	<b>(1)</b> {2, 6} → {1} Assumes $x$ containing a <i>date</i> in the format selected (or a <i>real</i> number in corresponding format) and returns the name of the respective day and a corresponding integer (Monday = 1). <sup>22</sup>
Weibl <sub>p</sub>	<b>g</b> <b>PROB</b> <b>f</b> Weibl: Weibl etc.	<b>(1)</b> {2} <i>Weibull distribution</i> with its shape parameter $b$ in <b>I</b> and its characteristic lifetime $T$ in <b>J</b> . See pp. 219ff for details.  Weibl <sup>-1</sup> returns the survival time $t_s$ for a given probability $p$ in <b>X</b> , with $b$ in <b>I</b> and $T$ in <b>J</b> .
Weibl <sub>▲</sub>		
Weibl <sub>▲</sub>		
Weibl <sup>-1</sup>		
Weibl:	<b>g</b> <b>PROB</b> <b>f</b> Weibl:	<b>Submenu</b> . See p. 131.
WH0?	<b>g</b> <b>INFO</b> <b>g</b> WH0?	<b>(0)</b> Displays credits to the brave men who made this project work.
Wh→J	<b>f</b> <b>U→</b> <b>E:</b> Wh→J	<b>(1)</b> {2}; {1} → {2} Converts energies. See pp. 144ff.
W <sub>m</sub>	<b>g</b> <b>X.FN</b> <b>▲</b> W <sub>m</sub> etc.	<b>(1)</b> {2, 3}; {1} → {2}  W <sub>p</sub> returns the principal branch of <i>Lambert's W</i> for given $x \geq -1/e$ . W <sub>m</sub> returns its negative branch (working for $x \in \mathbb{R}$ only). W <sup>-1</sup> returns $x$ for a given W <sub>p</sub> ( $\geq -1$ ). See pp. 250ff for more.
W <sub>p</sub>		
W <sup>-1</sup>		

<sup>22</sup> Translator's note: These day numbers correspond to Chinese weekdays 1 to 6 directly. For Portuguese weekdays ('segunda-feira' etc.), add 1 to days 1 to 5.

Item	Keystrokes	Remarks (see pp. 12ff for general information)
WSIZE	<b>f</b> <b>BITS</b> <b>▼</b> WSIZE <b>n</b>	<p><b>(0)</b> Works almost like on <i>HP-16C</i>, but with the parameter <math>1 \leq n \leq 64</math> trailing the command instead of taken from <b>X</b>.</p> <p>Reducing <i>word</i> size truncates the values in the <i>stack</i> as allocated and in <b>L</b>. All other memory content stays as is (see <i>App. B</i> on pp. 164ff).</p> <p>Increasing the <i>word</i> size will add empty bits to each <i>stack register</i>. WSIZE <b>0</b> sets the <i>word</i> size to maximum, i.e. 64 <i>bits</i>.</p> <p>WSIZE is indicated in the <i>status bar</i>.</p>
	<b>g</b> <b>INTS</b> <b>▲</b> WSIZE <b>n</b>	
WSIZE?	<b>g</b> <b>INFO</b> <b>g</b> WSIZE?	<p><b>(-1)</b> <b>{ } → {1}</b></p> <p>Recalls the <i>word</i> size set.</p>
W→hp <sub>E</sub>	<b>f</b> <b>U→</b> <b>P:</b> W→hp <sub>E</sub> etc.	<p><b>(1)</b> <b>{2}; {1} → {2}</b></p> <p>Convert powers. See pp. 144ff.</p>
W→hp <sub>M</sub>		
W→hp <sub>UK</sub>		
$\hat{x}$	<b>f</b> <b>STAT</b> <b>▲</b> $\hat{x}$	<p><b>(1)</b> <b>{2}; {1} → {2}</b></p> <p>Returns a forecast <b>x</b> for a given <b>y</b> (in <b>X</b>) according to the curve fit model chosen. See L.R. for more.</p>
$\bar{x}$	<b>f</b> <b>STAT</b> $\bar{x}$	<p><b>(-2)</b> <b>{ } → {2}</b></p> <p>Calculates the <i>arithmetic means</i> of the <i>y</i>- and <i>x</i>-data accumulated and pushes them on the <i>stack</i>. See also <b>s</b>, <b>s<sub>m</sub></b>, and <b>σ</b>.</p>
$x^2$	<b>x<sup>2</sup></b>	<p><b>(1)</b> <b>{1, 2, 3, 8*, 9*, 10}</b></p> <p>Return the square of <b>x</b>.</p>
$x^3$	<b>g</b> <b>EXP</b> <b>x<sup>3</sup></b>	<p><b>(1)</b> <b>{1, 2, 3, 8*, 9*, 10}</b></p> <p>Returns the cube of <b>x</b>.</p>

Item	Keystrokes	Remarks (see pp. 12ff for general information)
XEQ	<b>XEQ</b> <u>labl</u>	(0) Executes the function or routine with the label specified. – In <i>PEM</i> , inserts a call to the subroutine with the label specified.
$\bar{x}_G$	<b>f</b> <b>STAT</b> <b>g</b> $\bar{x}_G$	<b>(-2) {} → {2}</b> Calculates the <i>geometric means</i> of the <i>y</i> - and <i>x</i> -data accumulated and pushes them on the <i>stack</i> . See pp. 228ff for the formula. Output format will be similar to the one of $\bar{x}$ . See also $\varepsilon$ , $\varepsilon_m$ , and $\varepsilon_p$ .
$\bar{x}_H$	<b>f</b> <b>STAT</b> <b>▲</b> <b>f</b> $\bar{x}_H$	<b>(-2) {} → {2}</b> Calculates the <i>harmonic means</i> of the <i>y</i> - and <i>x</i> -data accumulated and pushes them on the <i>stack</i> .
xIN	<b>XEQ</b> <i>type</i>	with <b>type</b> = NILADIC, MONADIC, DYADIC, TRIADIC, or ..._COMPLEX defines how many <i>stack</i> levels are used for parameter input to the function under consideration. Furthermore it does some initialization work (e.g. set SSIZE8).  xIN is the recommended way to start an <i>XROM routine</i> . Thereafter, SSIZE8 is clear. <b>Note xIN cannot nest</b> and <i>XROM routines</i> using xIN cannot call user code.
XNOR	<b>f</b> <b>BITS</b> XNOR <b>f</b>	<b>(2)</b> Work in analogy to AND. See p. 18.
XOR	<b>f</b> <b>BITS</b> XOR	
xOUT	<b>XEQ</b> <i>way</i>	<b>Cleans</b> and reverts the settings of xIN, taking care of a proper return including the correct setting of <i>l</i> and the <i>stack</i> . Typically, <b>way</b> = xOUT_NORMAL. Generally, xOUT shall be the last command of an <i>XROM routine</i> .

Item	Keystrokes	Remarks (see pp. 12ff for general information)
$\bar{x}_{\text{RMS}}$	<b>f</b> <b>STAT</b> <b>▲</b> <b>g</b> $\bar{x}_{\text{RMS}}$	<b>(-2) {} → {2}</b> Calculates the <i>quadratic means</i> of the $y$ - and $x$ -data accumulated and pushes them on the <i>stack</i> . Quadratic means are particular popular in electrical engineering for alternating currents.
$\bar{x}_w$	<b>f</b> <b>STAT</b> <b>f</b> $\bar{x}_w$	<b>(-1) {} → {2}</b> Returns the <i>arithmetic mean</i> for weighted data (where the weight $y$ of each data point $x$ was entered via <b>(Σ+)</b> ). See pp. 228ff for the formula. See also $s_w$ and $s_{mw}$ .
$\sqrt[x]{y}$	<b>g</b> <b>EXP</b> $\sqrt[x]{y}$	<b>(2)</b> Returns the $x^{\text{th}}$ root of $y$ . Roots of negative integers or <i>reals</i> will return <i>complex</i> numbers if CPXRES is set.
X.FN	<b>g</b> <b>X.FN</b>	<b>Menu</b> . See p. 133.
$x!$	<b>f</b> <b>x!</b>	<b>(1) {1, 10}</b> Returns the <i>factorial</i> $n!$ . Note this is only defined for positive integers. $20!$ is the biggest factorial $< 2^{64}$ . $450!$ is maximum allowed for <i>long integers</i> . <b>(1) {2, 3}</b> Returns $\Gamma(x + 1)$ . $2\ 123.549\ 956\ 662\ 463\ 236\ 31$ is the maximum $x$ for <i>reals</i> .
$x:$	<b>f</b> <b>U→</b> <b>x:</b>	<b>Submenu</b> . See p. 144.
$x \rightarrow \text{DATE}$	<b>g</b> <b>CLK</b> $x \rightarrow \text{DATE}$	<b>(1) {2} → {6}</b> Interprets the <i>real</i> number $x$ as a date coded in the date format selected (Y.MD, D.MY, or M.DY) and converts it to a proper <i>date</i> .

Item	Keystrokes	Remarks (see pp. 12ff for general information)
$x \rightarrow \alpha$	<b>g</b> <b>a.FN</b> $x \rightarrow \alpha$	(1) {1, 2, 10} $\rightarrow$ {7} Interprets the integer part of $x$ as a character code and converts it to the respective character $x$ , similar to XTOA in the HP-42S.
$x \rightleftharpoons r$	<b>g</b> <b>STK</b> $x \rightleftharpoons r$	<b>Swaps</b> $x$ and $r$ , analogous to $x \leftrightarrow y$ . Will be listed like $x \rightleftharpoons J$ , $x \rightleftharpoons .12$ , $x \rightleftharpoons \rightarrow 12$ , etc.
$x \rightleftharpoons y$	$x \rightleftharpoons y$	<b>Swaps</b> the contents of <i>stack registers</i> X and Y.
$x = ?$ $x \neq ?$	<b>g</b> <b>TEST</b> $x = ?$ $r$ etc.	(0) Compare $x$ with $r$ . See $x < ?$ for more.
$x = +0?$ $x = -0?$	<b>g</b> <b>TEST</b> $\blacktriangle$ $x = +0?$ etc.	(0) {2, 3, 10} These tests are for comparing <i>short integers</i> in modes 1COMPL and SIGNMT, and for <i>real</i> or <i>complex</i> numbers if SPCRES is set. Then e.g. 0./(-7) will display -0.
$x \approx ?$	<b>g</b> <b>TEST</b> $\blacktriangle$ $x \approx ?$ $r$	(0) {2, 3, 4, 5, 8, 9} Will be true if the <u>rounded</u> values of $x$ and $r$ are equal (see ROUND). See $x < ?$ for more.
$x < ?$ $x \leq ?$ $x \geq ?$ $x > ?$	<b>g</b> <b>TEST</b> $x < ?$ $r$ etc.	(0) {1, 2, 4, 5, 6, 7, 10} Compare $x$ with $r$ . Strings are compared according to their sorting order.  <b>Example:</b> <b>TEST</b> $x < ?$ <b>K</b> compares $x$ with $k$ , and will be listed as $x < ?$ <b>K</b> in a routine. It will return <b>true</b> if $x < k$ at execution time. See examples in Sect. 1 of the OM for more.

















Item	Keystrokes	Remarks (see pp. 12ff for general information)
$\hat{y}$	<b>f</b> <b>STAT</b> <b>▲</b> $\hat{y}$	<b>(1)</b> {2}; {1} → {2} Returns a forecast $y$ (in $X$ ) for a given $x$ according to the curve fit model chosen. See L.R. for more.
yd.→m	<b>f</b> <b>U→</b> <b>x:</b> <b>g</b> yd.→m	<b>(1)</b> {2}; {1} → {2} Converts distances. See pp. 144ff.
YEAR	<b>g</b> <b>CLK</b> <b>f</b> YEAR	<b>(1)</b> {2, 6} → {1} Assumes $x$ containing a <i>date</i> in the format selected (or a <i>real</i> number in corresponding format) and extracts the year.
year→s	<b>f</b> <b>U→</b> <b>f</b> year→s	<b>(1)</b> {2}; {1} → {2} Converts times. See pp. 144ff.
$y^x$	$y^x$	<b>(2)</b> {1, 2, 3, 10} Returns the $x^{\text{th}}$ power of $y$ . It allows for raising any positive <i>real</i> number to an arbitrary <i>real</i> power, as well as any negative <i>real</i> number to an arbitrary integer power, all returning <i>reals</i> . Exceeding these boundaries may produce <i>complex</i> results if CPXRES is set.
Y.MD	<b>g</b> <b>CLK</b> <b>▲</b> Y.MD	<b>(0)</b> Sets the format yyyy-mm-dd for <i>dates</i> .
$y \rightleftharpoons r$	<b>g</b> <b>STK</b> $y \rightleftharpoons r$	<b>Swaps</b> $y$ and $r$ , in analogy to $x \rightleftharpoons$ .
$z_0$	<b>f</b> <b>CONST</b> $z_0$	<b>(-1)</b> {} → {2} Characteristic impedance of vacuum in <i>ohm</i> .
$z \rightleftharpoons r$	<b>g</b> <b>STK</b> $z \rightleftharpoons r$	<b>Swaps</b> $z$ and $r$ , in analogy to $x \rightleftharpoons$ .

Item	Keystrokes	Remarks (see pp. 12ff for general information)
$\alpha$	<b>f</b> <b>CONST</b> $\alpha$	<b>(-1) {} → {2}</b> Fine-structure constant.
$\alpha$ INTL	<b>f</b> <b>CAT.</b> <b>CHARS</b> $\alpha$ INTL	<b>Submenu.</b> See pp. 122ff.
	<b>g</b> <b>+</b>	<b>Menu</b> in AIM (see p. 134).
$\alpha$ LENG?	<b>g</b> <b>INFO</b> <b>g</b> $\alpha$ LENG? <b>r</b>	<b>(-1) {} → {1}</b>
	<b>g</b> <b><math>\alpha</math>.FN</b> <b>f</b> $\alpha$ LENG? <b>r</b>	Returns the number of characters found in <b>r</b> , similar to ALENG in <i>HP-42S</i> . <sup>23</sup>
$\alpha$ MATH	<b>f</b> <b>CAT.</b> <b>CHARS</b> $\alpha$ MATH	<b>Submenu.</b> See pp. 122ff.
	<b>g</b> <b>-</b>	<b>Menu</b> in AIM. See p. 135.
$\alpha$ POS?	<b>g</b> <b>INFO</b> <b>g</b> $\alpha$ POS? <b>r</b>	<b>(-1) {} → {1}</b> Looks in <b>r</b> for the <b>target</b> given in <b>X</b> . If a match is found, $\alpha$ POS returns the position number where the <b>target</b> was found (counting the left-most character as position 0). If a match is not found, $\alpha$ POS returns -1. <sup>23</sup>
	<b>g</b> <b><math>\alpha</math>.FN</b> $\alpha$ POS? <b>r</b>	The <b>target</b> may be an individual character code or an <i>alpha string</i> . $\alpha$ POS saves a copy of the <b>target</b> in <b>L</b> . It works similar to POSA in <i>HP-42S</i> .
$\alpha$ RL	<b>g</b> <b><math>\alpha</math>.FN</b> $\alpha$ RL <b>r</b>	<b>(0)</b> Rotates <b>r</b> by <b>x</b> characters like AROT in <i>HP-42S</i> , but with $x \geq 0$ . $\alpha$ RL <b>0</b> executes as NOP, but loads <b>L</b> . <sup>23</sup>
$\alpha$ RR	<b>g</b> <b><math>\alpha</math>.FN</b> $\alpha$ RR <b>r</b>	<b>(0)</b> Works like $\alpha$ RL but rotates to the right.
$\alpha$ SL	<b>g</b> <b><math>\alpha</math>.FN</b> $\alpha$ SL <b>r</b>	<b>(0)</b> Shifts the <b>x</b> leftmost characters out of <b>r</b> , like ASHF in <i>HP-42S</i> . This allows for deleting the first <b>x</b> characters in the string. $\alpha$ SL <b>0</b> executes as NOP, but loads <b>L</b> . <sup>23</sup>

<sup>23</sup> This command will throw an error if there is no string in **r** at execution time.

Item	Keystrokes	Remarks (see pp. 12ff for general information)
$\alpha$ SR	$\alpha$ SR $\underline{r}$	Works like $\alpha$ SL but for the $x$ rightmost characters out of $r$ , deleting the last $x$ characters in the string. <sup>23</sup>
$\alpha$ .FN		. See p. 135.
A... $\Omega$	CHARS A... $\Omega$	of Greek letters, see pp. 122ff.
$\alpha$ ·	CHARS $\alpha$ ·	. See pp. 122ff.
		in AIM. See p. 135.
$\alpha \rightarrow x$	$\alpha \rightarrow x$ $\underline{r}$	$\{\} \rightarrow \{1\}$ Pushes the character code of the leftmost character in $r$ on the <i>stack</i> and removes this character from the string, similar to ATOX in HP-42S. <sup>23</sup>
$\beta(x,y)$	$\beta(x,y)$	$\{2, 3\}; \{1\} \rightarrow \{2\}$ Returns <i>Euler's Beta</i> $B(x,y) = \frac{\Gamma(x)\Gamma(y)}{\Gamma(x+y)}$ with $Re(x) > 0$ and $Re(y) > 0$ . Called $\beta$ here to avoid ambiguity. See $\Gamma(x)$ below.
$\gamma$	$\gamma$	$\{\} \rightarrow \{2\}$ <i>Newtonian</i> constant of gravitation (also called $G$ by other authors) in $m^3/kg\ s^2$ ; <i>Euler-Mascheroni</i> constant (for mathematics); proton gyromagnetic ratio (see p. 142).
$\gamma_{EM}$	$\gamma_{EM}$	
$\gamma_P$	$\gamma_P$	
$\Gamma_{xy}$	$\Gamma_{xy}$	$\{2\}; \{1\} \rightarrow \{2\}$ Returns the <i>lower</i> / upper <i>incomplete Gamma function</i> . See pp. 250ff for more.
$\gamma_{xy}$	$\gamma_{xy}$	
$\Gamma(x)$	$\Gamma(x)$	$\{2, 3\}; \{1\} \rightarrow \{2\}$ Returns $\Gamma(x)$ . Note  calls $\Gamma(x+1)$ . See also $LN\Gamma$ .

Item	Keystrokes	Remarks (see pp. 12ff for general information)
$\delta x$	<b>f</b> <b>CAT.</b> <b>PROGS</b> $\delta x$	<b>Predefined</b> global label for $f'(x)$ and $f''(x)$ – see <i>Section 4</i> of the <i>OM</i> .
$\Delta \nu_{Cs}$	<b>f</b> <b>CONST</b> $\Delta \nu_{Cs}$	<b>(-1) {} → {2}</b> Hyperfine transition frequency of $^{133}\text{Cs}$ in <i>hertz</i> .
$\Delta\%$	<b>f</b> <b>Δ%</b>	<b>(1) {} → {2}</b> Returns $100 \frac{x-y}{y}$ leaving $y$ unchanged, like %CH in <i>HP-42S</i> . Use it also for calculating markups or margins as explained in the <i>OM</i> , <i>Sect. 2</i> .
$\varepsilon$	<b>f</b> <b>STAT</b> <b>g</b> $\varepsilon$	<b>(-2) {} → {2}</b> Calculates the <i>scattering factors</i> $\varepsilon_y$ and $\varepsilon_x$ for <i>log-normally</i> distributed sample data and pushes them on the <i>stack</i> . $\varepsilon$ works for the <i>geometric mean</i> $\bar{x}_g$ in analogy to the <i>standard deviation</i> $s$ for the <i>arithmetic mean</i> $\bar{x}$ but <u>multiplicative</u> instead of additive. See pp. 219ff for more information.
$\varepsilon_0$	<b>f</b> <b>CONST</b> $\varepsilon_0$	<b>(-1) {} → {2}</b> Electric constant or vacuum permittivity in <i>ampere-second per volt-meter</i> .
$\varepsilon_m$	<b>f</b> <b>STAT</b> <b>g</b> $\varepsilon_m$	<b>(-2) {} → {2}</b> Works like $\varepsilon$ above but returns the <i>scattering factors</i> of the two <i>geometric means</i> (in analogy to the standard error for <i>arithmetic means</i> ).
$\varepsilon_p$	<b>f</b> <b>STAT</b> <b>g</b> $\varepsilon_p$	<b>(-2) {} → {2}</b> Works like $\varepsilon$ but returns the <i>scattering factors</i> of the two populations.
$\zeta(x)$	<b>g</b> <b>X.FN</b> <b>▲</b> <b>f</b> $\zeta(x)$	<b>(1) {} → {2, 3}</b> Returns <i>Riemann's Zeta</i> . See p. 253 for more.

Item	Keystrokes	Remarks (see pp. 12ff for general information)
$\lambda_c$	 <b>CONST</b>  $\lambda_c$ etc.	<b>(-1) {} → {2}</b>
$\lambda_{cn}$		<i>Compton</i> wavelength of the electron, neutron, and
$\lambda_{cp}$		proton in <i>meter</i> .
$\mu_0$	 <b>CONST</b>  $\mu_0$ etc.	<b>(-1) {} → {2}</b>
$\mu_B$		Magnetic constant or vacuum permeability in <i>volt-second per ampere-meter</i> ;
$\mu_e$		Bohr magneton and
$\mu_e/\mu_B$		electron magnetic moment in <i>joule per tesla</i> .
$\mu_n$		Ratio of electron magnetic moment to <i>Bohr</i> magneton;
$\mu_p$		neutron and proton magnetic moments,
$\mu_u$		nuclear magneton, and
$\mu_\mu$		Muon magnetic moment in <i>joule per tesla</i> .
$\pi$	 	<b>(-1) {} → {2}</b> Recalls $\pi$ .
$\Pi_n$	 <b>ADV</b>  <u><i>labl</i></u>	<b>Computes</b> a product using the routine specified. See <i>Section 4</i> of the <i>OM</i> for more.  <b>ATTENTION:</b> $\Pi_n$ fills all <i>stack registers</i> with <i>x</i> before calling the routine specified.
$\Sigma$	 	<b>Menu</b> . See p. 136.
$\sigma$	 <b>STAT</b>  $\sigma$	<b>(-2) {} → {2}</b> Works like <i>s</i> but returns the <i>standard deviations</i> of the two <i>populations</i> instead. See pp. 219ff.
$\sigma_B$	 <b>CONST</b>  $\sigma_B$	<b>(-1) {} → {2}</b> <i>Stefan-Boltzmann</i> constant (see p. 143).

Item	Keystrokes	Remarks (see pp. 12ff for general information)
$\Sigma^1/x$	$\Sigma^1/x$ etc.	<p><b>(-1) {} → {2}</b></p> <p>Recall the corresponding statistical sums, necessary for means and regressions beyond the linear model. Calling these sums by name significantly improves program readability. Note they are stored in dedicated <i>registers</i> of your WP 43S (see <i>App. B</i> on pp. 164ff.).</p> <p><b>ATTENTION:</b> Depending on your input data, logarithmic or inverted sums may become infinite or even non-numeric. If this happens no error will be thrown, regardless of the status of SPCRES.</p> <p>For space reasons, two sums are abbreviated:</p> <p><math>\Sigma \ln xy</math> denotes <math>\sum \ln(x) \ln(y)</math> and</p> <p><math>\Sigma \ln y/x</math> denotes <math>\sum \frac{\ln(y)}{x}</math>.</p>
$\Sigma^1/x^2$		
$\Sigma^1/y$		
$\Sigma^1/y^2$		
$\Sigma \ln^2 x$	$\Sigma \ln^2 x$ etc.	
$\Sigma \ln^2 y$		
$\Sigma \ln x$		
$\Sigma \ln xy$		
$\Sigma \ln y$		
$\Sigma \ln y/x$	$\Sigma \ln y/x$	
$\Sigma_n$	$\Sigma_n$ <u>labl</u>	<p><b>Computes</b> a sum using the routine specified. See <i>Section 4</i> of the OM for more.</p> <p><b>ATTENTION:</b> <math>\Sigma</math> fills all <i>stack registers</i> with <math>x</math> before calling the routine specified.</p>
$\sigma_w$	$\sigma_w$	<p><b>(-1) {} → {2}</b></p> <p>Works like <math>s_w</math> but returns the <i>standard deviation</i> of the <i>population</i> instead. See pp. 219ff.</p>
$\Sigma x$	$\Sigma x$ etc.	<p><b>(-1) {} → {2}</b></p> <p>Recall the corresponding statistical sums, necessary for statistical analyses and regressions (see <math>\Sigma^1/x</math> above for more).</p>
$\Sigma x^2$		
$\Sigma x^2 y$	$\Sigma x^2 y$	
$\Sigma x^2/y$	$\Sigma x^2/y$	

Item	Keystrokes	Remarks (see pp. 12ff for general information)
$\Sigma x^3$	<b>g</b> <b>Σ</b> <b>▲</b> <b>f</b> $\Sigma x^3$ etc.	<p><b>(-1) { } → {2}</b></p> <p>Recall the corresponding statistical sums, necessary for statistical analyses and regressions (see <math>\Sigma^1/x</math> above for more).</p>
$\Sigma x^4$		
$\Sigma x \ln y$	<b>g</b> <b>Σ</b> <b>g</b> $\Sigma x \ln y$	
$\Sigma xy$	<b>g</b> <b>Σ</b> $\Sigma xy$	
$\Sigma x/y$	<b>g</b> <b>Σ</b> <b>▲</b> $\Sigma x/y$	
$\Sigma y$	<b>g</b> <b>Σ</b> $\Sigma y$ etc.	
$\Sigma y^2$		
$\Sigma y \ln x$	<b>g</b> <b>Σ</b> <b>g</b> $\Sigma y \ln x$	
$\Sigma+^{24}$	<b>f</b> <b>STAT</b> $\Sigma+$	<p><b>{8} → {2}</b></p> <p>If <b>X</b> contains an <math>n \times 2</math> matrix then <math>\Sigma+</math> adds <math>n</math> 2D data points to the statistical sums. Then the display will show the last data point added and the matrix will be in <b>L</b>.</p>
		<p><b>{1, 2}</b></p> <p>Adds one 2D data point to the statistical sums.</p>
$\Sigma-^{24}$	<b>f</b> <b>STAT</b> <b>f</b> $\Sigma-$	<p><b>{1, 2}</b></p> <p>Subtracts one 2D data point from the statistical sums.</p>
$\Phi$	<b>f</b> <b>CONST</b> $\Phi$	<p><b>(-1) { } → {2}</b></p>
$\Phi_0$	<b>f</b> <b>CONST</b> $\Phi_0$	<p>Golden ratio; magnetic flux quantum in <i>volt-second</i>.</p>

<sup>24</sup>  $\Sigma+$  and  $\Sigma-$  return *temporary information* as shown in *Section 2* of the OM and disable *automatic stack lift*. Both commands may also be used for 2D vector adding and subtracting (see SUM and the corresponding example in *Section 2* of the OM).










Item	Keystrokes	Remarks (see pp. 12ff for general information)
$\chi^2_p(x)$ $\chi^2_{\Delta}(x)$ $\chi^2_{\Delta}(x)$ $(\chi^2)^{-1}$	 $\chi^2(x)$ etc.	(1) {2} <i>Chi-square distribution</i> (with its degrees of freedom given in <b>I</b> ). $\chi^2_e(x)$ equals $Q(\chi^2)$ on <i>HP-21S</i> . See <i>Section 2</i> of the <i>OM</i> for an application example and pp. 219ff for more.
$\chi^2:$		<b>Submenu</b> . See p. 131.
$\omega$	$\omega$	(-1) {} → {2} Angular velocity of the Earth in <i>radians per second</i> according to <i>WGS84</i> (see footnote 19 on p. 72).
$(-1)^x$	 $(-1)^x$	(1) {1, 2, 3, 8*, 9*, 10} If $x$ is non-integer, returns $\cos(\pi x)$ .
$[M]^T$	$[M]^T$	(1) {8, 9} Returns the transpose of the matrix $x$ (like <b>TRANS</b> in <i>HP-42S</i> ). The transpose is another matrix with rows changed by columns. If $A$ is an $n \times m$ matrix and $a_{ij}$ is an element of it then $A^T$ will be an $m \times n$ matrix $B$ with $b_{ij} = a_{ji}$ . The transpose is done in-situ and does not require any additional memory.
$[M]^{-1}$	 $[M]^{-1}$	(0) {8, 9} Takes the square matrix in <b>X</b> and inverts it in-situ (like <b>INVRT</b> on <i>HP-42S</i> ).
+		(2) Returns $y + x$ for compatible objects. <sup>25</sup>
+/-	(for closed input)	(1) 'Unary minus', returns $x \times (-1)$ . <sup>25</sup>





















<sup>25</sup> See the tables in the *OM*, *Section 2* for details and compatibility.
















Item	Keystrokes	Remarks (see pp. 12ff for general information)
$\pm\infty?$	<b>g</b> <b>INFO</b> <b>g</b> $\pm\infty?$	<p><b>(0)</b> <math>\{2\} \rightarrow \{1\}</math></p> <p>Tests <math>x</math> for infinity. Returns</p> <p><b>true</b> <b>1</b> for <math>x = +\infty</math>,</p> <p><b>true</b> <b>-1</b> for <math>x = -\infty</math>, and</p> <p><b>false</b> <b>0</b> else.</p>
-	<b>-</b>	<b>(2)</b> Returns $y - x$ for compatible numeric objects. <sup>25</sup>
$-\infty$	<b>f</b> <b>CONST</b> $-\infty$	<p><b>(-1)</b> <math>\{ \} \rightarrow \{2\}</math></p> <p>Minus infinity. See p. 144.</p>
$\times$	<b>x</b>	<b>(2)</b> Returns $y \times x$ for compatible numeric objects. <sup>25</sup>
$\times\text{MOD}$	<b>g</b> <b>INTS</b> <b>f</b> $\times\text{MOD}$	<p><b>(3)</b> <math>\{1, 2, 10\}</math></p> <p>Returns <math>(z \times y) \bmod x</math> for <math>x &gt; 1, y &gt; 0, z &gt; 0</math>. See MOD.</p>
/	<b>/</b>	<b>(2)</b> Like $\times$ , but returns $y \times x^{-1}$ . Returns $y \text{ div } x$ if both $y$ and $x$ are of <i>data type</i> 1 or 10; cf. IDIV.
$\wedge\text{MOD}$	<b>g</b> <b>INTS</b> <b>g</b> $\wedge\text{MOD}$	<p><b>(3)</b> <math>\{1, 2, 10\}</math></p> <p>Returns <math>(z^y) \bmod x</math> for <math>x &gt; 1, y &gt; 0, z &gt; 0</math>. See MOD.</p>
$\rightarrow$		Reserved symbol for indirect addressing.
$\rightarrow\text{DATE}$	<b>g</b> <b>CLK</b> $\rightarrow\text{DATE}$	<p><b>(3)</b> <math>\{1, 2\} \rightarrow \{6\}</math></p> <p>Assumes the three components of a date (year, month, and day) supplied on the <i>stack</i> in proper order for the date format selected and converts them to a single <i>date</i> in <math>x</math>. Thus inverts <math>\text{DATE} \rightarrow</math>.</p>

Item	Keystrokes	Remarks (see pp. 12ff for general information)
→DEG	→DEG	<p>(1) {1, 2, 4} → {4}</p> <p>Convert angles as described on pp. 151f.</p>
→D.MS	→D.MS	
→GRAD	→GRAD	
→HR	CATALOG FCNS →HR	<p>(1) {5} → {2}</p> <p>Operates on <i>times</i> like →REAL below. Maintained for backward compatibility only.</p>
→H.MS	h.ms (for closed input)	<p>(1) {1, 2, 5} → {5}</p> <p>Converts <math>x</math> to a sexagesimal <i>time</i> – cf. p. 117.</p>
→INT	# base (for closed input)	<p>(1) {1, 2, 10} → {10}</p> <p>Converts the integer part of <math>x</math> to a <i>short integer</i> of the base specified. Conversion to decimal may be abbreviated by  D, to hexadecimal by  H. Cf. p. 117.</p>
→MULπ	→MULπ	<p>(1) {1, 2, 4} → {4}</p> <p>Converts angles as described on pp. 151f.</p>
→POL	→P	<p>{2}; {1} → {2}</p> <p>Assumes <b>X</b> and <b>Y</b> containing 2D <i>Cartesian</i> coordinates of a point or components of a vector (<math>x, y</math>). Converts them to the respective polar coordinates or components (<math>r, \theta</math>). Reverted by →REC.</p> <div data-bbox="424 1114 1014 1313" data-label="Diagram"> <p>The diagram illustrates the conversion from Cartesian to polar coordinates. On the left, a table shows the state of variables <b>X</b>, <b>Y</b>, <b>P</b>, and <b>R</b>. <b>X</b> and <b>Y</b> contain the Cartesian coordinates <math>x</math> and <math>y</math>. <b>P</b> contains the polar coordinates <math>r</math> and <math>\theta</math>. <b>R</b> contains the Cartesian coordinates <math>x</math> and <math>y</math>. An arrow points to a right-angled triangle where the horizontal side is <math>x</math>, the vertical side is <math>y</math>, the hypotenuse is <math>r</math>, and the angle between the horizontal side and the hypotenuse is <math>\theta</math>.</p> </div> <p>For switching the display format of <i>complex</i> numbers, see RECTN .</p>

Item	Keystrokes	Remarks (see pp. 12ff for general information)
→RAD	  →RAD	<p>(1) {1, 2, 4} → {4}</p> <p>Converts angles as described on pp. 151f</p>
→REAL	  (for closed input)	<p>(1) {1, 2, 4, 5, 6, 10} → {2}</p> <p>Converts <math>x</math> to a <i>real</i> number. Any object (e.g. a <i>time</i>) tagged sexagesimal will be converted in a decimal number. For <i>dates</i>, the date format chosen is taken into account. Numbers shown as fractions will be displayed as decimal numbers (cf. FRACT and PROPF).             To return the <i>real</i> part of a <i>complex</i> number, take RE. To cut a <i>complex</i> number into its parts, use <b>CC</b> or CX→RE.</p>
→REC	 	<p>{2}; {1, 4} → {2}</p> <p>Assumes <b>X</b> and <b>Y</b> containing 2D polar coordinates of a point or components of a vector (<math>r, \theta</math>). Converts them to the respective Cartesian coordinates or components (<math>x, y</math>). Inverted by →POL, cf. there.             For switching the display format of <i>complex</i> numbers, see RECTN.</p>
↻	   _____	<p><b>Shuffles</b> the contents of the <i>stack registers</i> <b>X</b>, <b>Y</b>, <b>Z</b>, and <b>T</b> at execution time.</p> <p><b>Examples:</b></p> <p><b>↻xyz</b> works like ENTER↑ (but does <u>not</u> disable <i>automatic stack lift!</i>),  <b>↻yxzt</b> works like <math>x \leftrightsquigarrow y</math>,  <b>↻yztx</b> works like R↓ in a 4-level <i>stack</i>,  <b>↻txyz</b> works like R↑ in a 4-level <i>stack</i>,            but also <b>↻yytt</b> or <b>↻zzzx</b> is possible.</p> <p><b>ATTENTION:</b> This is a very powerful command although it does not look it. Note it will affect the <u>bottom four <i>stack registers</i> only</u>; there is no connection to <b>A</b> ... <b>D</b>, <u>regardless of <i>stack size</i></u>. Playing with ↻, you may lose some <i>stack</i> contents and make a mess of the <i>stack</i> easily.</p>


















Item	Keystrokes	Remarks (see pp. 12ff for general information)
M	   M	<p>(1) {8} → {2}; {9} → {3}</p> <p>Requires a square matrix in <b>X</b> and returns its determinant. The original matrix is stored in <b>L</b>.</p>
x	 	<p>(1) {1, 2, 4, 10}</p> <p>Returns the absolute (unsigned) value of <math>x</math>.</p>
	or     x	<p>(1) {8*}</p> <p>Returns a matrix with the absolute values of all input matrix elements. Cf. ENORM.</p>
	 	<p>(1) {3} → {2}</p> <p>Returns the <i>magnitude</i> <math>\sqrt{\text{Re}(x)^2 + \text{Im}(x)^2}</math> in <b>X</b>.</p>
	or     x	<p>(1) {9*} → {8}</p> <p>Returns a <i>real</i> matrix with the <i>magnitudes</i> of all input matrix elements. Cf. ENORM.</p>
	   	<p>(2) {2, 3}; {1} → {2}</p> <p>Returns <math>\left(\frac{1}{x} + \frac{1}{y}\right)^{-1}</math>; useful in electrical engineering especially. Returns 0. for <math>x \times y = 0</math>.</p>
%	  %	<p>(1) {2}; {1} → {2}</p> <p>Returns <math>\frac{xy}{100}</math>, leaving <math>y</math> unchanged.</p>
%MRR	  %MRR	<p>(3) {2}; {1} → {2}</p> <p>Returns the mean rate of return in % per period, i.e. <math>100 \cdot \left(\sqrt[z]{x/y} - 1\right)</math> with <math>x = \text{FV} = \text{future value after } z \text{ periods}</math>, <math>y = \text{PV} = \text{present value}</math>. For <math>z = 1</math>, <math>\Delta\%</math> returns the same result easier.</p>

Item	Keystrokes	Remarks (see pp. 12ff for general information)
%T	  %T	<p>(1) {2}; {1} → {2}</p> <p>Returns <math>\frac{100 x}{y}</math>, interpreted as % of total. Leaves <math>y</math> unchanged.</p>
%Σ	  %Σ	<p>(1) {2}; {1} → {2}</p> <p>Returns <math>\frac{100 x}{\sum x}</math>.</p>
%+MG	  %+MG	<p>(2) {2}; {1} → {2}</p> <p>Calculates a sales price by adding a margin of <math>x</math> % to the cost <math>y</math>, as %MU-Price in <i>HP-17B</i>.</p> <p>Formula: <math>p_{sale} = \frac{y}{1 - \frac{x}{100}}</math></p> <p>You may use %+MG for calculating net amounts as well; just enter a negative percentage in <math>x</math>.</p>
√x	    	<p>(1) {1, 2, 3, 8*, 9*, 10}; ({1} → {2}, {1, 2} → {3})</p> <p>Returns the square root of <math>x</math>. Square roots of non-square <i>long integers</i> will return <i>reals</i>. Square roots of negative <i>long integers</i> or <i>reals</i> will return <i>complex</i> numbers if CPXRES is set.</p>
∞	  ∞	<p>(-1) {} → {2}</p> <p>Infinity. See p. 144.</p>

Item	Keystrokes	Remarks (see pp. 12ff for general information)
$\int$	<b>f</b> <b>ADV</b> <b>f</b> <b>fdx</b> <b>f</b> <b>var</b> (listed in programs as <b>f</b> <b>fd</b> trailed by the integration variable)	<b>{2}</b> <b>Integrates</b> the function given in the routine specified by PGMINT over the variable specified. Lower and upper integration limits must be supplied by the corresponding variables $\downarrow$ Lim and $\uparrow$ Lim, accuracy by ACC. $\int$ returns the (approximated) integral in X and an upper limit of its uncertainty in Y. <sup>26</sup> <b>ATTENTION:</b> $\int$ fills all <i>stack registers</i> with <i>x</i> before calling the routine specified in PGMINT.
	<b>g</b> <b>EQN</b> <b>f</b> <b>f</b>	<b>Integrates</b> the current equation. <sup>26</sup>
$\int f$	<b>g</b> <b>EQN</b> <b>f</b> <b>f</b>	<b>Submenus.</b> See pp. 128f.
$\int f dx$	<b>f</b> <b>ADV</b> <b>f</b> <b>fdx</b>	
$\angle$	<b>g</b> <b>↙</b> or <b>g</b> <b>CPX</b> <b>f</b> <b>↙</b> or <b>f</b> <b>PARTS</b> <b>f</b> <b>↙</b>	<b>(1) {3} → {4}</b> Returns the <i>phase</i> or argument $arg(x) = \arctan\left(\frac{Im(x)}{Re(x)}\right)$ . Cf. $ x $ .
		<b>(1) {9*} → {8}</b> Returns a matrix with the <i>phases</i> of all input matrix elements. Cf. $ x $ .
$\angle \rightarrow$	<b>g</b> <b>L→</b>	<b>Menu</b> of angular conversions. See p. 136.
<b>ADV</b>	<b>g</b> <b>PRINT</b> <b>ADV</b>	<b>(0)</b> Prints the current contents of the print buffer and a linefeed. <b>ATTENTION:</b> The printer will actually print only when a linefeed is sent to it.

<sup>26</sup> See Section 4 of the OM for more.

Item	Keystrokes	Remarks (see pp. 12ff for general information)
CHAR	CHAR <i>n</i>	(0) Sends a single character (with the code specified) to the printer. Character codes <i>n</i> > 127 can only be specified indirectly. MODE setting will be honored. See ADV.
DLAY	DLAY <i>n</i>	(0) Sets a delay of <i>n</i> ticks (see TICKS) to be used with each linefeed on the printer.
LCD	LCD	(0) Sends the contents of the entire LCD to the printer, so you get a hardcopy of the screen.
MODE	MODE <i>n</i>	<p>(0) Sets print mode. Legal print modes are:</p> <ul style="list-style-type: none"> <li>0: Use the printer font and character set wherever possible (default). All characters feature the same width (5 columns + 2 columns spacing).</li> <li>1: Use the variable pitch display font, resulting in some jitter on the printout but packing more characters in a row.</li> <li>2: Use the small display font, which allows for packing even more info in a row.</li> <li>3: Send the output to the serial line. Works for plain ASCII only – no characters will be translated. Line setup is the same as for serial communication: 9600 baud, 8 bits, no parity.</li> </ul>
PROG	PROG	(0) Prints the listing of the <i>current program</i> (see Sect. 3 of the OM), one row per step.
r	r <i>r</i>	(0) Prints the <i>register</i> specified, right adjusted, <u>without</u> labeling the output (note r X takes a separate label x in this menu). If you want a heading label, compose the string in X first or use REGS. See ADV.

Item	Keystrokes	Remarks (see pp. 12ff for general information)
REGS	   REGS	<p>(1) Interprets <math>x</math> in the form <math>sss.nn</math>. Prints the contents of <math>nn</math> registers starting with number <math>sss</math>. Each register takes one row starting with its label.</p> <p><b>ATTENTION for <math>nn = 0</math>:</b></p> <ul style="list-style-type: none"> <li>• For <math>sss \in [0; 99]</math>, printing will stop at <b>R99</b>.</li> <li>• For <math>sss \in [100; 111]</math>, printing stops at <b>K</b>.</li> </ul> <p>For <math>sss \geq 112</math>, printing stops at the highest allocated local register.</p>
STK	   STK	(0) Prints the entire stack contents. Each of the 4 or 8 registers prints in a separate row starting with its label.
TAB	   TAB $n$	(0) Positions the print head to print column $n$ (0 to 165, where $n > 127$ can only be specified indirectly). Useful in formatting (in MODE 1 or 2 in particular). Allows also for printer plots. If $n$ is less than current print head position, a linefeed will be entered to reach the new position. See ADV.
USER	   USER	(0) Prints all variable names and global program labels in alphabetic order. The variable names are printed first; if you are not interested in the program labels, press <b>R/S</b> to stop the listing.
WIDTH	   WIDTH	<p>(-1) Returns the number of print columns that <math>x</math> would take in the print mode set. See MODE.</p> <p>Second use: in MODE 1 or 2, WIDTH returns the width of <math>x</math> in px (including the last column being always blank) in the specified font.</p>
$\Sigma$	  $\Sigma$	(0) Prints the summation registers. Each register prints in one row starting with its label.







Item	Keystrokes	Remarks (see pp. 12ff for general information)
#	# <i>n</i>	Sends a single <i>byte</i> , without translation, to the printer (e.g. a control code). <i>n</i> > 127 can only be specified indirectly. MODE setting will not be honored. See ADV.
#	# <i>n</i>	For inserting an integer $0 \leq n \leq 255$ in a single program step. Kept for backward compatibility to <i>WP 34S</i> only.
#B	#B	 Counts the bits set in <i>x</i> (like on <i>HP-16C</i> ).










### Names of Variables and System Flags Provided

There is a *name* overlap between some constants and commands on one side and predefined variables and *system flags* on the other. Thus, the latter set is kept separate from the other *items*. As required for the *items* above, these *names* must be unique. The current status of the items printed on grey can be seen on the screen directly (e.g. in the *status bar*), for those printed on orange it is returned by STATUS:

















Name	Keystrokes if applicable	Remarks (see pp. 12ff for general information)
A		Reserved variable for <i>register A</i>
ACC	ACC	Reserved <i>real</i> variable for the accuracy of integration (see Sect. 4 of the OM).
ADM		Reserved integer variable for the ADM: 0: DEG, 1: D.MS, 2: RAD, 3: MUL $\pi$ , 4: GRAD.
ALLSCI		System flags – see next chapter.
ALPHA		
ALP.IN		




Name	Keystrokes if applicable	Remarks (see pp. 12ff for general information)
ASL.BLK		System flags – see next chapter.
AUTOFF		
AUTXEQ		
B		Reserved variables for registers <b>B</b> and <b>C</b> .
C		
CARRY		System flags – see next chapter.
CPXj		
CPXRES		
D		Reserved variable for register <b>D</b> .
DECIM.		System flags – see next chapter.
DENANY		
DENFIX		
DENMAX		Reserved integer variable for the maximum denominator, filled by the command DENMAX.
DMY		System flags – see next chapter.
FRACT		
FV	   	Reserved real variable for the future value of your investment or loan in <i>TVM</i> . <sup>27</sup>

<sup>27</sup> See Section 5 of the OM.

Name	Keystrokes if applicable	Remarks (see pp. 12ff for general information)
GRAMOD		Reserved integer variable determining how the AGRAPH image is displayed: <sup>28</sup> 0: It is merged (OR-ed) with the existing display. 1: It overwrites all pixels in that portion of the display. 2: Duplicate “on” pixels get turned “off”. 3: It is XOR-ed with the existing display.
GROW		System flag – see next chapter.
I		Reserved variable for register I.
IGN1ER		System flags – see next chapter.
INTING		
i%/a	   i%/a	Reserved real variable for the annual interest rate of your investment or loan in TVM. <sup>27</sup>
J		Reserved variables for registers J, K, and L.
K		
L		
LEAD.0		System flags – see next chapter.
LOWBAT		
Mat_A	  SIM EQ Mat A	Reserved variables for solving systems of linear equations (see Sect. 2 of the OM).
Mat_B	  SIM EQ Mat B	
Mat_X	  SIM EQ Mat X	
MDY		System flags – see next chapter.
MULTx		

<sup>28</sup> Working like flags 34 and 35 in HP-42S.

Name	Keystrokes if applicable	Remarks (see pp. 12ff for general information)
NPER	   	Reserved variable for the <u>total</u> number of <ul style="list-style-type: none"> <li>• payment periods for your loan or</li> <li>• compounding periods for your investment.</li> </ul>
NUM.IN		System flags – see next chapter.
OVERFL		
PER/a	    per/a	Reserved variable for the <u>annual</u> number of <ul style="list-style-type: none"> <li>• payments for your loan or</li> <li>• compounding periods of your investment.</li> </ul>
PMT	   	Reserved variable for the payment per period for your investment or loan in <i>TVM</i> . <sup>27</sup>
PRINT		System flags – see next chapter.
PROPFR		
PRTACT		
PV	   	Reserved variable for the present value of your investment or loan in <i>TVM</i> . <sup>27</sup>
QUIET		System flag – see next chapter.
REALDF		Reserved integer variable for real number display format: 0: ALL, 1: FIX, 2: SCI, 3: ENG.
RECTN		System flag – see next chapter.
REGS		Reserved variable for the 100x1 matrix of registers – if required.
RUNIO		System flags – see next chapter.
RUNTIM		
SLOW		

Name	Keystrokes if applicable	Remarks (see pp. 12ff for general information)
SOLVING		System flags – see next chapter.
SPCRES		
SSIZE8		
ST.A		Reserved variables for <i>stack registers</i> <b>A ... Z</b>
ST.B		
ST.C		
ST.D		
ST.T		
ST.X		
ST.Y		
ST.Z		
TDM		System flags – see next chapter.
TRACE		
USER	 <b>USER</b>	System flag toggled by <b>USER</b> – see next chapter
VMDISP		System flags – see next chapter.
YMD		
αCAP		
↑Lim	 <b>ADV</b>  <b>fdx</b> ↑Lim etc.	Reserved <i>real</i> variables for the upper and lower limit of integration (see the <i>OM</i> , Sect. 4).
↓Lim		
#DEC		Reserved integer variable for the number of decimals in <i>real</i> number formatting (actually the parameter specified in last ALL, FIX, SCI, or ENG).

## System Flags

The *status bar*, especially its indicators (*SBI*), and the command STATUS return visible information about the system status of your *WP 43S* (cf. Sections 2 and 5 of the *OM*). Machine readable status information (e.g. for program control) is available via the 40 named *system flags* as listed below, sorted following the *status bar*:

Purpose	<i>SBI</i>	<i>Flag</i> <sup>29</sup>	Remarks
Time display	Time string	TDM (set)	Set for international 24h time display. Expands the date display in the <i>status bar</i> to four digits for the year.  Clear for 12h time display: e.g. 1:23 will become 1:23am, 23:45 will become 11:45pm. Shortens the date display in the <i>status bar</i> to two digits for the year.
Date display	Date string	YMD, DMY, MDY (YMD set)	Set for the respective date format chosen. The commands Y.MD, D.MY, and M.DY set the corresponding <i>flag</i> and clear the two others.
Complex results	ℂ / ℝ	CPXRES	Set for allowing <i>complex</i> results also for <i>real</i> input (e.g. $\sqrt{-1}$ ). Else an error will be thrown in such cases.
Complex letter	—	CPXj	Set for the letter <i>j</i> representing the <i>imaginary</i> number <i>i</i> , clear for <i>i</i> .
Rectangular notation	ℒ / ⊙	RECTN (set)	Set for rectangular display of <i>complex</i> numbers, clear for polar.

<sup>29</sup> The flags printed on green may be written and read by the user, those printed on yellow are read-only and are written by the system exclusively. *Startup default* status is given in parentheses for the flags set at startup – all others are clear at startup. Grey and orange colors are used as in previous chapter.

Purpose	<i>SBI</i>	<i>Flag</i> <sup>29</sup>	Remarks
Fraction display	—	FRACT	Set if fraction display is chosen, clear for decimal display ( <b>a b/c</b> sets FRACT, <b>.d</b> clears it). See next entries.
Fraction kind 1	—	PROPFR	Set for <i>proper fractions</i> , clear for <i>improper fractions</i> ( <b>a b/c</b> toggles PROPFR: coming from decimal display, it sets it). PROPFR set allows only <i>proper fractions</i> in display (e.g. $1\frac{2}{3}$ instead of $\frac{5}{3}$ ); any <i>reals</i> (with $ x  < 10^6$ ) will be displayed according to the settings of DENANY, DENFIX, and DENMAX as <i>proper fractions</i> .
Fraction kind 2	see OM	DENANY (set)	Set if <u>any</u> denominator up to DENMAX may appear (DENMAX is indicated in the <i>status bar</i> ). <sup>30</sup> For given DENMAX, this is the most precise way of displaying a decimal number as a fraction. See also next entry.
Fraction kind 3	see OM	DENFIX <sup>31</sup>	Set if the value set by DENMAX is the one and only denominator allowed.  Clear if the denominator may be an integer factor of DENMAX. <sup>32</sup>
Carry	<b>c</b> or <b>⌘</b>	CARRY	Reflects the status of the carry bit.
Overflow	<b>o</b> or <b>⌘</b>	OVERFL	Reflects the status of the overflow bit.
Leading zeros	—	LEAD.0	Set for leading zeros turned on in <i>short integers</i> of bases 2, 4, 8, and 16. <sup>33</sup>
Alpha	<b>A</b> or <b>α</b>	ALPHA	Set for <i>AIM</i> , else clear.

<sup>30</sup> If e.g. DENMAX = 5 and DENANY is set then this allows denominators 1, 2, 3, 4, and 5.

<sup>31</sup> DENFIX is evaluated only if DENANY is clear.

<sup>32</sup> If DENMAX = 60 and DENFIX is clear, this will allow for denominators 1, 2, 3, 4, 5, 6, 10, 12, 15, 20, 30, and 60 (note 60 was a holy number in ancient Babylon).

<sup>33</sup> Works like *flag 3* in *HP-16C*.

Purpose	SBI	Flag <sup>29</sup>	Remarks
Upper case	A / α	αCAP (set)	Set for capital letters, clear for lower case.
Running timer	🕒	RUNTIM	Set if the timer is running.
Running I/O	↕	RUNIO	Set if I/O is in progress.
Printing	🖨	PRINT	Set if your WP 43S is sending data to the printer.
Tracing	—	TRACE	Set if the print line is in tracing mode. Else prints must be triggered explicitly.
User mode	U	USER	Set if your WP 43S is in user mode.
Low battery	🔋	LOWBAT	Set if the battery voltage is low (see <i>Section 2</i> of the OM).
Processor speed	—	SLOW	Kept clear for fresh batteries unless the user intervenes, set for battery voltage < 2.5V. Speed and power consumption will be reduced to ~50% with SLOW set.
Special results	—	SPCRES	Set for allowing special results of calculations (i.e. ±∞ and NaN).
Stack size	—	SSIZE8	Set for eight, clear for four <i>stack registers</i> . Note all <i>register</i> contents will remain unchanged if SSIZE8 is modified (as well as if <i>stack</i> size is changed by any other operation – e.g. by RCLCFG).
Beeper	—	QUIET	Set for disabled beeper.
Radix mark	—	DECIM. (set)	Set for a decimal point, clear for a comma.
Multiplication symbol	—	MULT× (set)	Set for multiplication symbol ×, clear for ·.



Purpose	<i>SBI</i>	<i>Flag</i> <sup>29</sup>	Remarks
Overflow from ALL	—	ALLSCI (set)	Set if numbers exceeding the range displayable in ALL or FIX will be shown in SCientific, clear for ENGineer's format.
Matrix grow mode	—	GROW	Set (e.g. by M.GROW) if matrices may grow, else clear (e.g. by M.WRAP). See the command J+ above and <i>Section 2</i> of the OM; see also GROW in the <i>HP-42S Owner's Manual</i> , p. 213.
Automatic OFF	—	AUTOFF (set)	Set if automatic shutdown is enabled. Else your WP 34S will remain ON until you will turn it off manually or battery voltage will drop below the limit.
Automatic execution	—	AUTXEQ	Like <i>flag 11</i> of HP-42S
Printer activated	—	PRTACT	Like <i>flag 21</i> of HP-42S
Data entry	—	NUM.IN, ALP.IN	Set for numeric or alphanumeric entry (like <i>flags 22</i> and <i>23</i> of HP-42S).
Disable automatic stack lift	—	ASL.BLK	Set by ENTER, CLX, $\Sigma+$ , and $\Sigma-$ , cleared by all other functions (see the OM, S. 1)
Error handling	—	IGN1ER	If set, your WP 43S ignores just 1 arbitrary error and clears IGN1ER then. The operation causing the error will not be executed. This works like <i>flag 25</i> of HP-42S
Integrating	—	INTING	Set while the integrator is running.
Solving	—	SOLVING	Set while the solver is computing a root.
Variable menu	—	VMDISP	Set while the variable menu is displayed.

# Nonprogrammable Commands and Keys

The commands marked **violet** in the *IOI* cannot be programmed. The same applies to all operations of the *Matrix Editor* and *Equation Editor*, as well as answers to questions your *WP 43S* asks.

Furthermore, all *catalog* and *menu* calls themselves as well as the operations called by **EXIT**, **P/R**, **α**, **↶**, **≡Δ**, **▲**, **≡▽**, and **▼** in *startup default* condition are neither programmable nor will they show any input echo in the top numeric row as the other commands do (cf. the *OM*, Sect. 2). See also *Section 2* (on pp. 121ff) for more about this topic.

The *browsers* RBR and STATUS as well as the *application* TIMER use some keys for particular control purposes (e.g. **STO**, **RCL**, **.**, and numeric keys – see the *OM*, Section 5).

## Command Parameter Input and Closing It

The following table shows what will happen when particular keys are pressed while command parameter input is not finished yet (see pp. 117ff for input in **X** instead). Note that a “character” may be a letter, digit, punctuation mark, etc. The table below lists the respective keys beginning top left on the keyboard:

Keystrokes	Situation	Meaning
<b>A</b> ... <b>D</b> , <b>I</b> ... <b>L</b> , <b>T</b> , <b>X</b> ... <b>Z</b>	addressing	Enters the address of a <i>global general purpose register</i> or <i>user flag</i> .
<b>A</b> ... <b>Z</b>	entering a label, a <i>system flag</i> or variable <i>name</i>	Appends the corresponding Latin or Greek letter or digit to the label, <i>system flag</i> or variable <i>name</i> pending. Use <b>▼</b> and <b>▲</b> to switch cases for letters. See the virtual keyboard on p. 116 (and cf. the <i>OM</i> , Sect. 2).
<b>g</b> <b>A</b> ... <b>g</b> <b>O</b>		
<b>f</b> <b>0</b> ... <b>f</b> <b>9</b>		














Keystrokes	Situation	Meaning
<b>ENTER</b> ↑	arbitrary parameter input pending	If there is no input yet, assumes the default, if applicable. Closes pending input, interprets it as a <i>register</i> or <i>user flag</i> address, a <i>system flag</i> or variable <i>name</i> , or a label or alike, and executes the command.  Cf. <i>Section 1</i> of the OM.
←	arbitrary parameter input pending	Deletes the rightmost character keyed in. If there is nothing left, cancels the pending command, returning to the status of your WP 43S as it was before that input was started.
<b>0</b> ... <b>9</b>	addressing or specifying	Enters a numeric parameter, an address, or a local label. See <i>Sections 1</i> and <i>3</i> of the OM for valid number ranges.
<b>.</b>	addressing	Header for <i>local registers</i> or <i>user flags</i> .
<b>EXIT</b>	arbitrary parameter input pending	If there is an open <i>menu</i> , closes it.  Else cancels pending command input, returning to the status of your WP 43S as it was before the current command was called.




Virtual keyboard in *alpha input mode (AIM)*. *AIM* is also active when a catalog is entered, so you can use all accessible characters for alphabetic searching (see pp. 125f). Note there is an 'alpha helper' printed on the back of your WP 43S.

## Alphanumeric Input in **X** and Closing It

The following table shows what will happen when particular keys are pressed with alphanumeric (incl. numeric) input in **X** being open still (turn to pp. 114f for command parameter input instead). The table lists the respective keys top left to bottom right on the keyboard:

Keystrokes in mode(s)		Meaning
	A, $\alpha$	Appends the corresponding Latin or Greek letter to the <i>alpha string x</i> . Use  and  to switch cases. See the picture on previous page and cf. <i>Section 2</i> of the OM.
		
	A, $\alpha$	Appends <b>#</b> to the <i>alpha string x</i> .
	$\neg$ (A, $\alpha$ )	Closes input of a <i>short integer</i>
		<i>sexagesimal angle</i>
		<i>date</i>
		<i>sexagesimal time</i> in <b>X</b> . <sup>34</sup>
	A, $\alpha$	Appends a checkmark  to the <i>alpha string x</i> .
	$\neg$ (A, $\alpha$ )	Closes input of the first part (i.e. <i>real</i> part or <i>magnitude</i> ) of a <i>complex</i> number in <b>X</b> and waits for input of its second part (i.e. <i>imaginary</i> part or <i>phase</i> , see the <i>Key Response Table</i> and <i>Section 2</i> of the OM).
	A, $\alpha$	Prefix making the next character a subscript, if applicable.

<sup>34</sup> See *Section 2* of the OM. At closure, input will be checked – illegal digits (e.g. 8 in octal input or C in decimal), bases, numbers (e.g. 72 *minutes* in a *time*), or characters found, or out-of-range conditions detected will cause an error thrown (see also the description of  on next page and the error messages in *App. C*).

Keystrokes	in mode(s)	Meaning
<b>ENTER</b> ↑	arbitrary input pending	<p>If there was input expected but not entered, cancels entry.</p> <p>Else closes input (in <b>X</b>) and checks the following conditions top-down:</p> <ul style="list-style-type: none"> <li>• If this input is <u>alphanumeric</u> (i.e. if it contains at least one non-numeric character except <b>.</b> ), takes it as an <i>alpha string</i>.</li> <li>• Else (i.e. if this input is purely numeric) if it contains one <b>CC</b>, takes it as a <i>complex</i> number.</li> <li>• Else if it contains two <b>.</b>, takes it as a <i>fraction</i>.</li> <li>• Else if it contains one <b>.</b> or one <b>E</b>, takes it as a <i>real</i> number.</li> <li>• Else (i.e. if it contains neither a <b>CC</b> nor a <b>.</b> nor an <b>E</b> ), tests it for <b>#</b>: <ul style="list-style-type: none"> <li>◦ If it contains one <b>#</b> and a valid base trailing it then takes it as a <i>short integer</i>;</li> <li>◦ else looks up if <u>previous entry</u> was a <i>short integer</i>: if true then takes the new input as another <i>short integer</i> of the same base; else takes the new input as a <i>long integer</i>.</li> </ul> </li> </ul> <p>Then checks the new input (according to the condition met) as outlined in footnote 34 and interprets it. Finally, unless an error had to be thrown, copies <i>x</i> into <b>Y</b>.</p>
<b>f</b> <b>xzy</b>	<b>A, α</b>	Appends <b>z</b> to the <i>alpha string x</i> .
<b>+/-</b>	¬ ( <b>A, α</b> )	Changes the sign of the number entered. Affects the exponent if pressed after <b>E</b> .
<b>f</b> <b>+/-</b>	<b>A, α</b>	Appends <b>±</b> to the <i>alpha string x</i> .
<b>E</b>	¬ ( <b>A, α</b> )	Closes input of the mantissa and waits for input of the exponent (see <i>Section 1</i> of the OM).
<b>f</b> <b>E</b> ( <b>↑</b> )	<b>A, α</b>	Prefix making the next character a superscript, if applicable.

Keystrokes	in mode(s)	Meaning
	arbitrary input pending	Deletes the last (rightmost) character keyed in. If there is nothing left, cancels the pending input, returning to the status of your WP 43S as it was before that input was started.
	A, $\alpha$	Appends  to the <i>alpha string</i> $x$ .
	A, $\alpha$	If MULT $x$ then appends , else  to the <i>string</i> $x$ .
	A, $\alpha$	Appends  to the <i>alpha string</i> $x$ .
	A, $\alpha$	Appends  to the <i>alpha string</i> $x$ .
 A ... F	$\neg$ (A, $\alpha$ )	Numeric input for bases >10, appending the corresponding digit to $x$ . See <i>Section 2</i> of the OM for more. Digits will be checked when input is closed (see the description of  above).
...	$\neg$ (A, $\alpha$ )	Standard numeric input, appending the corresponding digit to $x$ . Note you can enter ... <ul style="list-style-type: none"> <li>• up to 16 digits plus a sign in the mantissa and up to three digits plus a sign in the exponent for a <i>real</i> number or any part of a <i>complex</i> number,</li> <li>• an arbitrary number of digits plus a sign for a <i>long integer</i>,</li> <li>• up to 64 bits for a <i>short integer</i>, or</li> <li>• up to 16 digits for the nominator and up to 4 digits for the denominator of a fraction.</li> </ul>
(  )	A, $\alpha$	Appends  to the <i>alpha string</i> $x$ .
...	A, $\alpha$	Appends the respective digit to the <i>alpha string</i> $x$ .
(  )	A, $\alpha$	Appends  to the <i>alpha string</i> $x$ .
	$\alpha$	Turns to upper case for the following letters.
	A	Turns to lower case for the following letters.

Keystrokes	in mode(s)	Meaning
.	→ (A, α)	<p>Inserts a radix mark as selected.</p> <p>Separates <i>degrees</i> from <i>minutes</i>, <i>seconds</i>, and <i>hundredths of seconds</i> in angular input, so input format is dddd.dmmsshh <b>d.ms</b> for sexagesimal angles (cf. p. 117 and Section 2 of the OM).</p> <p>Separates <i>hours</i> from <i>minutes</i>, <i>seconds</i>, and fractions of <i>seconds</i> in <i>time</i> input, so input format is hhhh.hmmssffff <b>h.ms</b> for sexagesimal times (cf. p. 117 and Section 2 of the OM).</p>
Second .	→ (A, α)	A 2 <sup>nd</sup> . in input indicates a fraction. See the OM, Sect. 2 for examples. The 2 <sup>nd</sup> . just separates the nominator and the denominator in input. Note you cannot enter <b>E</b> after you entered . twice – but you may delete the 2 <sup>nd</sup> dot while editing the input.
.	A, α	Appends , to the <i>alpha string x</i> .
f .	A, α	Appends . to the <i>alpha string x</i> .
<b>R/S</b>	<b>⏏</b> , program waits f. input	Closes input and starts its checks and interpretation like <b>ENTER↑</b> above. Resumes program execution.
	A, α	Appends a blank space to the <i>alpha string x</i> .
<b>EXIT</b>	arbitrary input pending	<p>If there is an open <i>menu</i>, closes it.</p> <p>Else closes pending numeric or alphanumeric input and releases it for interpretation.</p>

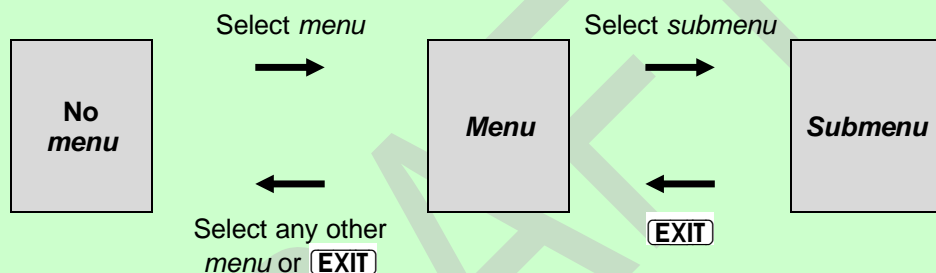
There are many more characters you can enter via the three alpha menus or **CATALOG CHARS**. See p. 122 and the links printed there for these menus. Call FBR for browsing the entire character sets provided.



## SECTION 2: MENUS AND CATALOGS

Due to the large set of operations your *WP 43S* features, most of them are stored in *menus* as they were discussed in the *OM*, *Section 1*. Besides operations, numeric constants, or characters (as in the *alpha menus*), there may be also other *items* contained in *menu* (e.g. *submenus*, digits, variables, program labels).

You may switch *menus* (except *catalogs* – see below) easily by just calling another *menu* accessible in current mode directly from the *menu* you are using – no need to **EXIT** first:



**Catalogs** are a special kind of *menus* with their contents sorted alphabetically. Your *WP 43S* provides the following 17 *catalogs*:

- CONST ,
- CATALOG'FCNS (the greatest *catalog* by far at startup),
- CATALOG'MENUS ,
- CATALOG'DIGITS ,
- CATALOG'SYS.FL ,
- CATALOG'CHARS'dINTL ,
- the nine *submenus* of CATALOG'VARS and
- the two *submenus* of CATALOG'PROGS .

Within *catalogs*, some special operations ease your path accessing the *items* stored therein (as shown on pp. 125f).

## One to Find and Rule Them All – the CATALOG

**CATALOG** calls a very particular *menu*: CATALOG contains all the *items* defined on your *WP 43S* and visible for the user. Many of them are sorted alphabetically in different branches: these *items* we call **cataloged**. Individual *cataloged items* may be accessed quickly in a way demonstrated on pp. 125f.

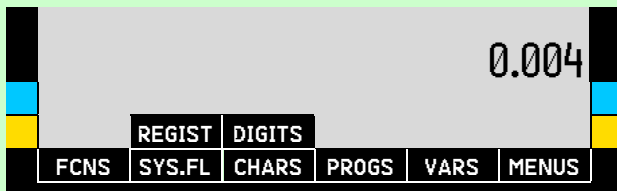
The contents of the various branches of CATALOG are presented below. Note they are printed in reverse order compared to the display of your *WP 43S*, taking care of your top-down reading habits:

	<input type="checkbox"/>	<input type="checkbox"/>	<input type="checkbox"/>	<input type="checkbox"/>	<input type="checkbox"/>	<input type="checkbox"/>	Remarks
<b>CATALOG:</b>	<b>FCNS</b>	<b>SYS.FL</b>	<b>CHARS</b>	<b>PROGS</b>	<b>VARS</b>	<b>MENUS</b>	top branches
		<b>REGIST</b>	<b>DIGITS</b>				
FCNS:	°C→°F	°F→°C	10 <sup>x</sup>	1COMPL	1/x	2 <sup>x</sup>	contains some 700 functions provided
	2COMPL	$\sqrt[3]{x}$	ABS	ACOS	ac→m <sup>2</sup>	ac <sub>US</sub> →m <sup>2</sup>	
	AGM	AGRAPH	ALL	AND	arccos	arcosh	
	...						
	...	#B					
SYS.FL:	ALLSCI	ALPHA	ALP.IN	...			system flags (cf. pp. 105ff)
	...						
CHARS:	αINTL	A...Ω		αMATH	Myα	α·	character branches
αINTL:	À	Ā	Á	Ă	Ȧ	...	international Latin letters, see p. 134
αMATH:	<	≤	=	...			mathematical operators and symbols, see p. 135
A...Ω:	Α	Β	Γ	Δ	...		Greek letters, see p. 135
α•:	!	;	...				punctuation marks, see p. 136
PROGS:	RAM					FLASH	global labels currently defined

	<input type="checkbox"/>	<input type="checkbox"/>	<input type="checkbox"/>	<input type="checkbox"/>	<input type="checkbox"/>	<input type="checkbox"/>	Remarks
RAM:	...						both branches are empty at startup; they will be filled with your creations
FLASH:	...						
VARS:	L.INTS	S.INTS	REALS	CPXS	STRING	MATRS	branches for various types of variables
	DATES	TIMES	ANGLES				
ANGLES:	...						all variables currently defined, placed following their <i>data types</i> – most of these <i>submenus</i> are empty at startup but will be filled and grow with your creations
CPXS:	...						
DATES:	...						
L.INTS:	ADM	DENMAX	GRAMOD	REALDF	#DEC	...	
MATRS:	Mat_A	Mat_B	Mat_X	REGS	...		
REALS:	ACC	FV	i%/a	n <sub>PER</sub>	PER/a	PMT	
	PV	↑Lim	↓Lim	...			
STRING:	...						
S.INTS	...						
TIMES:	...						
MENUS:	ANGLES	A:	BITS	Binom:	Cauch:	CHARS	menus and submenus currently defined (shown here at startup, but also this list will grow with your creations) – see above and below for fix menu contents
	CLK	CLR	CONST	CPX	CPXS	DATES	
	DIGITS	DISP	EQN	EXP	Expon:	E:	
	...						
	...	↔					
A:	...						(sub-) menus provided unless mentioned above already, see pp. 127ff for predefined contents – here your creations will be inserted as new entries
Binom:	...						
BITS:	...						
...							
...							
REGIST:	A	B	C	D	I	J	register names defined
	K	L	ST.A	ST.B	ST.C	ST.D	
	ST.T	ST.X	ST.Y	ST.Z			
DIGITS:	0	1	2	3	4	5	digits defined
	6	7	8	9	A	B	
	C	D	E	F	i		

Three branches of CATALOG are **expandable** (**MENUS** and the *submenus* of **PROGS** and **VARS**) since you may create *items* of these kinds (cf. the *OM*, Sect. 6); the other ones are fixed size (**FCNS**, **REGIST**, **SYS.FL**, **DIGITS**, and **CHARS**) since all functions, *register names*, *system flags*, digits, and characters on your *WP 43S* are predefined.

Calling CATALOG will display its top level branches. The seven labels shown are pointers to the *submenus*



containing all the functions, *register names*, *system flags*, digits, characters, programs, variables, and *menus* defined at execution time.

Choosing one of these branches will display its first view of *items* (primary, **f**- and **g**-shifted, as applicable). Pressing the leftmost *softkey*, for instance, will call the *submenu* CATALOG'FCNS showing up as pictured here:

0.004					
AGM	AGRAPH	ALL	AND	arccos	arcosh
2COMPL	$\sqrt[3]{x}$	ABS	ACOS	$ac \rightarrow m^2$	$ac_{us} \rightarrow m^2$
$^{\circ}C \rightarrow ^{\circ}F$	$^{\circ}F \rightarrow ^{\circ}C$	$10^x$	1COMPL	1/x	$2^x$

Select an *item* by pressing the corresponding *softkey* (headed by **f** or **g** if applicable); e.g.

- call any function via CATALOG'FCNS,
- call any *menu* via CATALOG'MENUS,
- test any *system flag* via CATALOG'SYS.FL, or
- recall any real variable defined via CATALOG'VARS'REALS.



Within CATALOG branches, browsing by **▲** will advance by six *items* per keystroke (and **▼** will go back by six) only.<sup>35</sup> **EXIT** will just leave the open branch without doing anything.

<sup>35</sup> Navigating in catalogs, *AIM* is set as explained in the *OM*. So you may as well use the alphabetic searching method known from *WP 34S catalogs*, but the matching *item* will be displayed together with its up to 17 successors if applicable. See next chapter.

You will find all the over 700 functions available on your *WP 43S* stored in CATALOG'FCNS (most of them may be accessed easier through other *menus* though, see the chapter after next chapter). Remember that each and every command, constant, and predefined *menu* featured on your *WP 43S*, the keystrokes calling it, and the necessary particular explanations are listed for your reference in the *IOI* on pp. 12ff. Find the other predefined *items* provided (*system flags* and variable *names*) on pp. 105ff.

See the *OM*, *Section 6*, to learn how to customize your *WP 43S* by creating and filling your own *menus* (assignable to your favorite keyboard locations) and accessing the functions you stored therein. You may also assign your favorite functions to almost any location on the keyboard. Actually, you can design your very own *WP 43S* user interface.

### Accessing Cataloged Items Rapidly

You can browse a *catalog* like any other *menu* just using  and  as explained in previous chapter. In CONST and major parts of CATALOG (FCNS, SYS.FL, MENUS, REGIST, DIGITS, CHARS & INTL, and the *submenus* of PROGS and VARS), you may reach your target significantly faster taking advantage of the alphabetic access method demonstrated starting overleaf.

Assume we are looking for the function FS?S, for **example**:

1 User input

Return

CATALOGFCNS

Your WP 43S displays the first view in this catalog;<sup>36</sup> AIM is on.

AGM	AGRAPH	ALL	AND	arccos	arcosh
2COMPL	$\sqrt[3]{x}$	ABS	ACOS	$ac \rightarrow m^2$	$ac_{us} \rightarrow m^2$
$^{\circ}C \rightarrow ^{\circ}F$	$^{\circ}F \rightarrow ^{\circ}C$	$10^x$	1COMPL	1/x	$2^x$

<sup>36</sup> ... unless you visited the same *catalog* before – then it will open showing the last view you looked at. The remaining procedure will stay unchanged though.

2 User input	First character of the <i>item</i> desired (e.g. <b>F</b> )																		
Return	<b>Your WP 43S displays a view starting with the first <i>item</i> starting with this character<sup>37</sup></b> e.g. <table><tr><td>FL00R</td><td>FP</td><td>FP?</td><td>F<sub>p</sub>(x)</td><td>FS?</td><td>FS?C</td></tr><tr><td>F<sub>e</sub>(x)</td><td>FF</td><td>FIB</td><td>FILL</td><td>FIX</td><td>FLASH?</td></tr><tr><td>FB</td><td>FBR</td><td>FC?</td><td>FC?C</td><td>FC?F</td><td>FC?S</td></tr></table>	FL00R	FP	FP?	F <sub>p</sub> (x)	FS?	FS?C	F <sub>e</sub> (x)	FF	FIB	FILL	FIX	FLASH?	FB	FBR	FC?	FC?C	FC?F	FC?S
FL00R	FP	FP?	F <sub>p</sub> (x)	FS?	FS?C														
F <sub>e</sub> (x)	FF	FIB	FILL	FIX	FLASH?														
FB	FBR	FC?	FC?C	FC?F	FC?S														
3 User input	Second character of the <i>item</i> desired (e.g. <b>S</b> )																		
Return	<b>Your WP 43S displays a view starting with the first <i>item</i> starting with the string you specified</b> e.g. <table><tr><td>fz<sub>US</sub>→m<sup>3</sup></td><td>f'(x)</td><td>f''(x)</td><td>GAP</td><td>GaussF</td><td>GCD</td></tr><tr><td>fm.→m</td><td>fr→dB</td><td>ft.→m</td><td>ft<sub>US</sub>→m</td><td>ft.→m</td><td>fz<sub>UK</sub>→m<sup>3</sup></td></tr><tr><td>FS?</td><td>FS?C</td><td>FS?F</td><td>FS?S</td><td>F(x)</td><td>F<sup>-1</sup>(p)</td></tr></table>	fz <sub>US</sub> →m <sup>3</sup>	f'(x)	f''(x)	GAP	GaussF	GCD	fm.→m	fr→dB	ft.→m	ft <sub>US</sub> →m	ft.→m	fz <sub>UK</sub> →m <sup>3</sup>	FS?	FS?C	FS?F	FS?S	F(x)	F <sup>-1</sup> (p)
fz <sub>US</sub> →m <sup>3</sup>	f'(x)	f''(x)	GAP	GaussF	GCD														
fm.→m	fr→dB	ft.→m	ft <sub>US</sub> →m	ft.→m	fz <sub>UK</sub> →m <sup>3</sup>														
FS?	FS?C	FS?F	FS?S	F(x)	F <sup>-1</sup> (p)														
4 User input	Press the corresponding <i>softkey</i> e.g. for <b>FS?S</b>																		

<sup>37</sup> This search is case independent (i.e. specifying **A** will find **a** as well). Note, however, that **A** and **a** remain different letters nevertheless. Remember you can search for Greek letters via prefix **g**, e.g. **g** + **A** for α (though watch the sorting order as printed at the beginning of the *IOI*). Also other characters can be specified in a search – please see the *virtual keyboard* printed on p. 110. Note the *items* in the *catalog* you search may be displayed at locations in the *menu section* deviating from the ones you see in simple browsing using **▼** or **▲** only.

You may put in more than one character – though after 3 *seconds* or after pressing **▼** or **▲**, whatever comes first, the search string will be reset. Then you may continue browsing using **▼** or **▲** or start a new search by entering a new first character.

If a character or string specified is not found then the first *item* following alphabetically will be shown – see the sorting order in the *IOI*. If there is no such *item*, then the last *item* in this *catalog* will be displayed.

Return

**Your WP 43S**  
executes the command, tests the *system flag*, calls the program, recalls the constant or variable, or inserts the command, digit or character selected. *AIM* stays on until this *catalog* is exited – then your *WP 43S* returns to the mode as set before entering this catalog.

### Result

(in this example after specifying the *flag* number):

true

At the bottom line, this means that ...

- any function provided can be called by **f** **CATALOG** **FCNS** + 4 keystrokes maximum if you know its first two characters (i.e.  $\leq 7$  keystrokes for any function out of more than 700);
- any constant provided can be recalled by **f** **CONST** + 3 keystrokes maximum if you know its first character;
- any letter provided can be inserted by **f** **CATALOG** **CHARS** **αINTL** (or in *AIM* by **f** **A**) + 3 keystrokes maximum;
- any *system flag* provided can be tested by **f** **CATALOG** **SYS.FL** + 3 keystrokes maximum.

## Further Menus and Their Contents

In the table below, all the *menus* provided for you beyond **CATALOG** are listed in alphabetical sorting order. For each *menu view*, the row of unshifted *softkeys* is listed first, then the **f**-shifted, then the **g**-shifted, following reading habits. Note, however, that on the screen of your *WP 43S* the order of these three rows is reverted with the unshifted row of each *menu view* displayed at the bottom (see the pictures above).

Different *views* within one *menu* are separated by a dashed line, *submenus* by a double line. Individual *items* may appear in more than one *menu* and also on the keyboard.

Menu	<input type="checkbox"/>	<input type="checkbox"/>	<input type="checkbox"/>	<input type="checkbox"/>	<input type="checkbox"/>	<input type="checkbox"/>	Remarks
<b>ADV</b>	SOLVE	SLVQ	$f'(x)$	$\Pi_n$	$\Sigma_n$	$\int f dx$	advanced operations, see Sect. 4 of the OM
	PGMSLV		$f''(x)$			PGMINT	
$\int f dx$			ACC	$\downarrow \text{Lim}$	$\uparrow \text{Lim}$	$\int$	
<b>BITS</b>	AND	OR	XOR	NOT	MASKL	MASKR	contains all the Boole's and bit operations (first two views) and settings (third view) of HP-16C and WP 34S
	NAND	NOR	XNOR	MIRROR		ASR	
	SB	BS?	#B	FB	BC?	CB	
	SL	RL	RLC	RRC	RR	SR	
	LJ					RJ	
	1COMPL	2COMPL	UNSIGN	SIGNMT		WSIZE	
<b>CLK</b>	DATE	$\rightarrow \text{DATE}$	$\text{DATE} \rightarrow$	WDAY	TIME	$x \rightarrow \text{DATE}$	date and time functions (first view) and settings (second view)
	$J \rightarrow D$	$D \rightarrow J$		DAY	MONTH	YEAR	
	SETTIM	TDISP	SETDAT	D.MY	Y.MD	M.DY	
						J/G	
<b>CLR</b>	CL $\Sigma$	CLP	CF	CLMENU	CLCVAR	CLX	almost as in HP-42S
	CLREGS	CLPall	CLFall		CLLCD	CLSTK	
	CLall					RESET	
<b>CONST</b>							catalog of constants, see pp. 136ff
<b>CPX</b>	dot	cross	UNITV	Re	conj	$\text{Re} \leftrightarrow \text{Im}$	special complex functions
	$CX \rightarrow RE$	$RE \rightarrow CX$	sign	Im	$ x $	$\frac{1}{x}$	
<b>DISP</b>	FIX	SCI	ENG	ALL	ROUNDI	ROUND	display rounding and shifts, formats and settings, mostly for reals
	SDL	SDR			RDP	RSD	
	CHINA	EUROPE	INDIA	JAPAN	UK	USA	
	GAP		RANGE	RANGE?		DSTACK	



Menu	<input type="checkbox"/>	<input type="checkbox"/>	<input type="checkbox"/>	<input type="checkbox"/>	<input type="checkbox"/>	<input type="checkbox"/>	Remarks
EQN	NEW	EDIT	f''	f'	∫f	Solver	equations (see the OM, Sect. 4)
	DELETE						
Solver							show the names of all variables of the current equation and more
∫f							
f'							
f''							
EQ.EDI	←	( )	^	:	=	→	Equation Editor
EXP	x <sup>3</sup>	<sup>x</sup> √y	log <sub>x</sub> y	lb x	2 <sup>x</sup>	√x	exponential, logarithmic, and hyperbolic functions
	<sup>3</sup> √x			ln 1+x	e <sup>x</sup> -1		
	sinh	arsinh	cosh	arcosh	tanh	artanh	
FIN	%	%MRR	%T	%Σ	%+MG	TVM	financial functions and settings (see the OM, Section 5)
	n <sub>PER</sub>	i%/a	per/a	PV	PMT	FV	
	Begin					End	
FLAGS	SF	FS?	FF	STATUS	FC?	CF	
	FS?S	FS?C	FS?F	FC?F	FC?S	FC?C	
						CLFAll	
INFO	SSIZE?	MEM?	RM?	SMODE?	WSIZE?	KTYP?	system information plus one non-binary test (±∞?)
	LocR?	FLASH?	ULP?	NEIGHB	SDIGS?	BATT?	
	WHO?	VERS?	DIM?	±∞?	αPOS?	αLENG?	
	RANGE?					BestF?	
INTS	A	B	C	D	E	F	digits for short integers with bases > 10, integer operations
	IDIV	RMD	MOD	×MOD	FLOOR	LCM	
	DBL /	DBLR	DBL ×	^MOD	CEIL	GCD	
	1COMPL	2COMPL	UNSIGN	SIGNMT		WSIZE	
I/O	BEEP	LOAD	LOADP	LOADR	LOADSS	LOADΣ	data exchange and signalling
	TONE				RCV	SEND	

Menu	<input type="checkbox"/>	<input type="checkbox"/>	<input type="checkbox"/>	<input type="checkbox"/>	<input type="checkbox"/>	<input type="checkbox"/>	Remarks
<b>LOOP</b>	DSE	DSZ	DSL	ISE	ISZ	ISG	
	DEC					INC	
<b>MATX</b>	NEW	$[M]^{-1}$	$ M $	$[M]^T$	SIM EQ	EDIT	matrix operations (the items sorted almost as in HP-42S)
	dot	cross	UNITV	DIM	INDEX	EDITN	
	ENORM		STOEL	RCLEL	PUTM	GETM	
	I+	I-	STOIJ	RCLIJ	J-	J+	
	RSUM	RNORM	M.LU	DIM?		R↔R	
	EIGVAL					EIGVEC	
<b>M.EDIT</b>	←	↑	OLD	GOTO	↓	→	Matrix Editor as in HP-42S
	INSR		DELR		WRAP	GROW	
<b>M.SIMQ</b>	Mat A	Mat B				Mat X	solver for systems of linear equations
<b>MODE</b>	SF	DEG	RAD	GRAD	MUL $\pi$	CF	mode settings; SYSTEM is not available on the simulator
			RM		SETSIG	DENMAX	
	SYSTEM						
<b>MyMenu</b>							will show up out of AIM <sup>38</sup>
<b>My<math>\alpha</math></b>							will show up in AIM <sup>38</sup>
<b>PARTS</b>	IP	FP	MANT	EXPT	sign	DECOMP	some overlaps with HP-42S CONVERT
					$ x $	$\frac{1}{x}$	
					Re	Im	

<sup>38</sup> ... as long as no other *menu* is called (see Section 6 of the OM).

Menu	<input type="checkbox"/>	<input type="checkbox"/>	<input type="checkbox"/>	<input type="checkbox"/>	<input type="checkbox"/>	<input type="checkbox"/>	Remarks
<b>PRINT</b>	x	r	Σ	ADV	LCD	PROG	the PRINT commands of the HP-42S
	STK	REGS	USER	TAB	#	CHAR	
				WIDTH	DLAY	MODE	

<b>PROB</b>	Norml:	t:	C <sub>y</sub> x	P <sub>y</sub> x	F:	χ <sup>2</sup> :	combinations, permutations, random number generators and 14 probability distributions. Selecting one (e.g. Norml) opens a submenu featuring 4 entries for its PDF (or PMF), CDF, error probability, and quantile function
	LgNrm:	Cauch:		Expon:	Logis:	Weibl:	
		NBin:	Geom:	Hyper:	Binom:	Poiss:	
	RAN#	SEED	RAN#		lnΓ	Γ(x)	
<u>Binom</u> :	Binom <sub>p</sub>		Binom <sub>Δ</sub>	Binom <sub>Δ</sub>		Binom <sup>-1</sup>	
<u>Cauch</u> :	Cauch <sub>p</sub>		Cauch <sub>Δ</sub>	Cauch <sub>Δ</sub>		Cauch <sup>-1</sup>	
<u>Expon</u> :	Expon <sub>p</sub>		Expon <sub>Δ</sub>	Expon <sub>Δ</sub>		Expon <sup>-1</sup>	
<u>F</u> :	F <sub>p</sub> (x)		F <sub>Δ</sub> (x)	F <sub>Δ</sub> (x)		F <sup>-1</sup> (p)	
<u>Geom</u> :	Geom <sub>p</sub>		Geom <sub>Δ</sub>	Geom <sub>Δ</sub>		Geom <sup>-1</sup>	
<u>Hyper</u> :	Hyper <sub>p</sub>		Hyper <sub>Δ</sub>	Hyper <sub>Δ</sub>		Hyper <sup>-1</sup>	
<u>LgNrm</u> :	LgNrm <sub>p</sub>		LgNrm <sub>Δ</sub>	LgNrm <sub>Δ</sub>		LgNrm <sup>-1</sup>	
<u>Logis</u> :	Logis <sub>p</sub>		Logis <sub>Δ</sub>	Logis <sub>Δ</sub>		Logis <sup>-1</sup>	
<u>NBin</u> :	NBin <sub>p</sub>		NBin <sub>Δ</sub>	NBin <sub>Δ</sub>		NBin <sup>-1</sup>	
<u>Norml</u> :	Norml <sub>p</sub>		Norml <sub>Δ</sub>	Norml <sub>Δ</sub>		Norml <sup>-1</sup>	
<u>Poiss</u> :	Poiss <sub>p</sub>		Poiss <sub>Δ</sub>	Poiss <sub>Δ</sub>		Poiss <sup>-1</sup>	
<u>t</u> :	t <sub>p</sub> (x)		t <sub>Δ</sub> (x)	t <sub>Δ</sub> (x)		t <sup>-1</sup> (p)	
<u>Weibl</u> :	Weibl <sub>p</sub>		Weibl <sub>Δ</sub>	Weibl <sub>Δ</sub>		Weibl <sup>-1</sup>	
<u>χ<sup>2</sup></u> :	χ <sup>2</sup> <sub>p</sub> (x)		χ <sup>2</sup> <sub>Δ</sub> (x)	χ <sup>2</sup> <sub>Δ</sub> (x)		(χ <sup>2</sup> ) <sup>-1</sup>	

<b>P.FN</b>	INPUT	END	ERR	TICKS	PAUSE	P.FN2	additional programming functions (avoided a multi-view menu here).
	PST0	PRCL	VARMNU	MVAR	CONST	PUTK	
	R-CLR	R-COPY	R-SORT	R-SWAP	LocR	PopLR	
<b>P.FN2</b>	MENU	KEYG	KEYX	CLMENU	EXITall	RTN+1	
	SDL	SDR	MSG	NOP			
	BACK	CASE	SKIP	AGRAPH	PIXEL	POINT	

Menu	<input type="checkbox"/>	<input type="checkbox"/>	<input type="checkbox"/>	<input type="checkbox"/>	<input type="checkbox"/>	<input type="checkbox"/>	Remarks
STAT	$\Sigma+$	$\bar{x}$	s	$\sigma$	$s_m$	SUM	for sample statistics.
	$\Sigma-$	$\bar{x}_w$	$s_w$	$\sigma_w$	$s_{mw}$		
	CLΣ	$\bar{x}_G$	$\varepsilon$	$\varepsilon_p$	$\varepsilon_m$	PLOT	
	L.R.	r	$s_{xy}$	cov	$\hat{x}$	$\hat{y}$	for curve fitting and 2d sample statistics.
	s(a)	$\bar{x}_H$					
		$\bar{x}_{RMS}$				OrthoF	
	LinF	ExpF	LogF	PowerF		BestF	for choosing the fit model(s)
	GaussF	CauchF	ParabF	HypF	RootF		
STK	$x \downarrow$	$y \downarrow$	$z \downarrow$	$t \downarrow$	$\downarrow$	DROPy	stack related operations.
TEST	$x < ?$	$x \leq ?$	$x = ?$	$x \neq ?$	$x \geq ?$	$x > ?$	binary tests.
	INT?	EVEN?	ODD?	PRIME?	LEAP?	FP?	
	ENTRY?	KEY?	LBL?	STRI?	CONVG?	TOP?	
	$x = +0?$	$x = -0?$	$x \approx ?$	MATR?	CPX?	REAL?	
	SPEC?	NaN?		M.SQR?			
TRI	sin	arcsin	cos	arccos	tan	arctan	trigonometric & hyperbolic functions (cf. EXP).
	sinh	arsinh	cosh	arcosh	tanh	artanh	
U→	E:	P:	year→s	F&p:	m:	x:	unit conversions (see pp. 145ff).
	°C→°F	°F→°C	s→year		V:	A:	
	power ratio → dB	dB → power ratio			field ratio → dB	dB → field ratio	
A:	acre → m <sup>2</sup>	m <sup>2</sup> → acre	ha → m <sup>2</sup>	m <sup>2</sup> → ha	acre <sub>US</sub> → m <sup>2</sup>	m <sup>2</sup> → acre <sub>US</sub>	units of area
E:	cal → J	J → cal	Btu → J	J → Btu	Wh → J	J → Wh	units of energy
F&p:	lbf → N	N → lbf	bar→Pa	Pa→bar	psi→Pa	Pa→psi	units of force and pressure
	in.Hg → Pa	Pa → in.Hg	torr → Pa	Pa → torr	atm→Pa	Pa→atm	

Menu	<input type="checkbox"/>	<input type="checkbox"/>	<input type="checkbox"/>	<input type="checkbox"/>	<input type="checkbox"/>	<input type="checkbox"/>	Remarks
<u>m:</u>	lb.→kg	kg→lb.	cwt→kg	kg→cwt	oz → kg	kg → oz	units of mass
	stone → kg	kg → stone	short cwt→kg	kg → sh.cwt	tr.oz → kg	kg → tr.oz	
	ton→kg	kg→ton	short ton → kg	kg → short ton	carat → kg	kg → carat	
<u>P:</u>	hp <sub>E</sub> → W	W → hp <sub>E</sub>	hp <sub>UK</sub> →W	W→hp <sub>UK</sub>	hp <sub>M</sub> → W	W → hp <sub>M</sub>	units of power
<u>V:</u>	gl <sub>UK</sub> →m <sup>3</sup>	m <sup>3</sup> →gl <sub>UK</sub>	qt.→m <sup>3</sup>	m <sup>3</sup> →qt.	gl <sub>US</sub> →m <sup>3</sup>	m <sup>3</sup> →gl <sub>US</sub>	units of volume
	floz <sub>UK</sub> → m <sup>3</sup>	m <sup>3</sup> → floz <sub>UK</sub>	barrel → m <sup>3</sup>	m <sup>3</sup> → barrel	floz <sub>US</sub> → m <sup>3</sup>	m <sup>3</sup> → floz <sub>US</sub>	
<u>X:</u>	au → m	m → au	ly → m	m → ly	pc → m	m → pc	units of length
	mi.→m	m → mi.	nmi.→m	m→nmi.	ft.→m	m → ft.	
	in.→m	m → in.			yd.→m	m → yd.	
	fathom → m	m → fathom	point → m	m → point	survey foot <sub>US</sub> → m	m → survey foot <sub>US</sub>	
<u>X.FN</u>	AGM	B <sub>n</sub>	B <sub>n</sub> <sup>*</sup>	erf	erfc	<b>Orthog</b>	advanced mathematical functions like Beta, Bessel, etc.
	FIB	g <sub>d</sub>	g <sub>d</sub> <sup>-1</sup>	I <sub>x y z</sub>	IΓ <sub>p</sub>	IΓ <sub>q</sub>	
	J <sub>y</sub> (x)	lnβ	lnΓ	max	min	NEXTP	
	sinc	W <sub>m</sub>	W <sub>p</sub>	W <sup>-1</sup>	β(x,y)	γ <sub>x y</sub>	
	Γ <sub>x y</sub>	ζ(x)	(-1) <sup>x</sup>				
<u>Orthog</u>	H <sub>n</sub>	L <sub>m</sub>	L <sub>mα</sub>	P <sub>n</sub>	T <sub>n</sub>	U <sub>n</sub>	orthogonal polynomials
	H <sub>n p</sub>						

Menu	<input type="checkbox"/>	<input type="checkbox"/>	<input type="checkbox"/>	<input type="checkbox"/>	<input type="checkbox"/>	<input type="checkbox"/>	Remarks
<a href="#">αINTL</a>	A a	Ā ā	Á á	Ă ă	À à	Ä ä	<p>[α] catalog of all Latin letters provided.<sup>39</sup> All letters but one in this <i>menu</i> will change when case is switched in <i>AIM</i> – note you will see the individual letters displayed in either case only at one time.</p> <p>You will reach each and every letter by 3 key-strokes maximum since letters can be accessed alphabetically (cf. pp. 125f).</p>
	Ã ã	Â â	Å å	Æ æ	Ą ą	B b	
	C c	Ć ć	Č č	Ç ç	D d	Đ đ	
	Ď ď	E e	Ě ě	É é	Ě ě	È è	
	Ě ě	Ê ê	Ė ė	Ĕ ĕ	Ę ę	F f	
	G g	Ğ ğ	H h	I i	Ī ī	Í í	
	Ĭ ĭ	İ ı	Ĵ ĵ	Î î	Ĳ ĳ	İ i	
	I i	J j	K k	L l	Ł ł	Ĺ ĺ	
	Ľ ľ	M m	N n	Ń ń	Ň ň	Ñ ñ	
	O o	Ō ō	Ó ó	Ŏ ŏ	Ò ò	Ö ö	
	Õ õ	Ô ô	Ø ø	Œ œ	P p	Q q	
	R r	Ř ř	Ŕ ŕ	S s	ß	Š š	
	Š š	Ş ş	T t	Ť ť	Ț ț	U u	
	Ū ū	Ú ú	Ŭ ŭ	Ù ù	Ü ü	Ů ů	
	Ū ū	Ů ů	Ų ų	V v	W w	Ŵ ŵ	
	X x	Y y	Ŷ ŷ	Ý ý	Ÿ ŷ	Z z	
	Ž ž	Ž ž	Ž ž				

<sup>39</sup> See [https://de.wikipedia.org/wiki/Liste\\_lateinischer\\_Alphabete#Erweiterungen](https://de.wikipedia.org/wiki/Liste_lateinischer_Alphabete#Erweiterungen) .

Menu	<input type="checkbox"/>	<input type="checkbox"/>	<input type="checkbox"/>	<input type="checkbox"/>	<input type="checkbox"/>	<input type="checkbox"/>	Remarks
<a href="#">αMATH</a>	<	≤	=	≈	≥	>	[α] for comparison symbols, parentheses & brackets, as well as more mathematical and related symbols. You can reach every character by 3 keystrokes maximum.
	{	[	(	)	]	}	
	x / . <sup>40</sup>	÷ / :	∫	∞	∞	∞	
	¬	∧	∨	≠		&	
	≠	⊥	⊥	√	√	√	
	̄	̄	̂	̂	̄	̄	
	:=	≐	≐	ε	℄	℞	
	⊙	⊙	⊕				
	±	^	τ	-1	ħ		

<a href="#">α.FN</a>	x→α	αRL	αRR	αSL	αPOS?	α→x	dedicated functions for <i>alpha strings</i> , plus font browser
					αLENG?		
	FBR						

<a href="#">A...Ω</a>	A α	B β	Γ γ	Δ δ	E ε	Z ζ	[α] Greek letters. The keyboard grants direct access to 24 of them. <sup>41</sup> Note the two kinds of lower case Σ. See αINTL for more.
	H η	Θ θ	I ι	K κ	Λ λ	M μ	
	N ν	Ξ ξ	O o	Π π	P ρ	Σ σ	
	ς	Τ τ	Υ υ	Φ φ	Χ χ	Ψ ψ	
	Ω ω	ά	έ	ή	ί	ϊ	
	İ İ	ó	ú	ÿ ü	ü	ώ	

<sup>40</sup> With startup default settings, the multiplication dot is found here and the multiplication cross is called via **f** **x** in *A/M*. If MULT+ is set, however, this dot is called via **f** **x** in *A/M* and the multiplication cross via [αMATH](#). The symbols : and ÷ will swap, too.

<sup>41</sup> The Greek alphabet (sic!) goes alpha, beta, gamma, delta, e-pi, zeta, ēta, theta, iota, kappa, lambda, my, ny, xi, o-mikron, pi, rho, sigma, tau, y-pi, phi, chi, psi, ō-mega. About pronunciation, note that ancient Greek H, Θ, and Υ are pronounced like Finnish ÄÄ, T, and Y; Finnish Y is spoken like French U or German Ü. Think of Nils Holgersson's goose Yksi (followed by Kaksi, Kolme, Neljä, Viisi, and Kuusi for obvious reasons – these suffice: there is no goose named Seitsemän appearing in that novel).

Menu	<input type="checkbox"/>	<input type="checkbox"/>	<input type="checkbox"/>	<input type="checkbox"/>	<input type="checkbox"/>	<input type="checkbox"/>	Remarks
<a href="#">α•</a>	!	;	:	'	"	✓	[α] for punctuation marks, currency symbols, arrows, and further special characters.
	ı	ı	§	ø	~	\	
	\$	€	%	&	£	¥	
	←	↑	↕	↓	→	↗	
	«	»	➤	🕒	•	*	
	⌚	🕒	📱	🔋	@	*	
	„	”	...	-			
<a href="#">Σ</a>	n	Σx	Σx <sup>2</sup>	Σxy	Σy <sup>2</sup>	Σy	all the sums necessary for the statistics in <u>STAT</u> .
		Σlnx	Σln <sup>2</sup> x	Σlnxy	Σln <sup>2</sup> y	Σlny	
	Σx <sup>2</sup> y	Σxlny		Σlny/x		Σylnx	
	Σx <sup>2</sup> /y	Σ <sup>1</sup> /x	Σ <sup>1</sup> /x <sup>2</sup>	Σx/y	Σ <sup>1</sup> /y <sup>2</sup>	Σ <sup>1</sup> /y	
	Σx <sup>3</sup>	Σx <sup>4</sup>					
<a href="#">↔</a>	→DEG	→RAD	→GRAD		→D.MS	→MULπ	angular conversions, cf. pp. 151f.
	DEG→	RAD→	GRAD→		D.MS→	MULπ→	
	D→R	R→D		D→D.MS	D.MS→D		

## Constants

Your WP 43S contains a *catalog* of 77 physical, astronomical, and mathematical constants sorted alphabetically:

G	G <sub>0</sub>	G <sub>C</sub>	g <sub>e</sub>	GM <sub>⊕</sub>	g <sub>⊕</sub>
c <sub>2</sub>	e	e <sub>E</sub>	F	F <sub>α</sub>	F <sub>δ</sub>
a	a <sub>0</sub>	a <sub>M</sub>	a <sub>⊕</sub>	c	c <sub>1</sub>

Names of astronomical and mathematical constants are printed on colored background in the table starting overleaf. Values of physical constants (including their relative standard deviations in *red print* below) are printed on light background if they are exactly defined or almost



exactly known – the darker the background, the less precisely the particular value is known.<sup>42</sup> We use commas as radix marks for better visibility and multiplication dots for space reasons. Formulas are printed where applicable.

Name	Numeric value and <i>rel. SD</i>	Remarks
<b>a</b> (0) <sup>43</sup>	365,242 5 d ( <i>per definition</i> )	Gregorian year
<b>a<sub>0</sub></b>	5,291 772 109 03·10 <sup>-11</sup> m ( <i>1,5·10<sup>-10</sup></i> )	Bohr radius $a_0 = \alpha / 4\pi R_\infty$
<b>a<sub>Moon</sub></b>	3,844·10 <sup>8</sup> m ( <i>1·10<sup>-3</sup></i> )	Semi-major axis of the Moon's orbit around the earth $\approx$ 1,3 <i>light seconds</i> .

<sup>42</sup> For most of the physical constants, their precise numeric values (incl. their units) and their relative standard deviations (SD) are from CODATA 2018, copied in May 2019. These are the best values known in the scientific community, agreed on by the national standards institutes worldwide (e.g. by NIST and PTB). Note that the fundamental constants (printed **bold** in the table) of physics all feature less than 16 significant digits. *Relative uncertainties* are included in the printed table here though not contained in CONST. These uncertainties are important for determining the precision of results you obtain using the constants given, through the process of 'error propagation' going back to C. F. Gauss (1777 – 1855). This procedure is essential if your results are to be trustworthy – not only in science (remember each and every scientific result shall include the indication of its uncertainty). Please consult suitable reference (e.g. <http://physics.nist.gov/cgi-bin/cuu/Info/Constants/definitions.html> giving a nice introduction). There is simply no way yardstick measurements can yield results accurate to four decimals.

By the way, the terms *resolution*, *precision*, and *accuracy* are confused frequently in measuring. In a nutshell, *resolution* is the least significant digit a measuring instrument indicates. Using this instrument for measuring the same object under identical conditions multiple times, you get an idea about its *repeatability* (or *precision*); this can be no better than its *resolution* but may be significantly worse – a factor of ten or more may be observed easily in real life. *Accuracy* of a measuring instrument, however, can never be better than its *repeatability*.

Since you cannot know anything about a real-life object or process any better than you can measure it, these considerations are of fundamental importance. We recommend watching them – in your very own interest.

<sup>43</sup> The counting numbers in parentheses are to support determination of parameters for CONST – see the *IOI*.

Name	Numeric value and <i>rel. SD</i>	Remarks
$a_{\oplus}$	$1,495\,979 \cdot 10^{11} \text{ m}$ <i>(1·10<sup>-6</sup>)</i>	Semi-major axis of the Earth's orbit around the sun. Within the uncertainty stated here, it equals 1 <i>astronomic unit</i> $\approx 499 \text{ light seconds} \approx 8 \text{ light minutes}$ .
$c$	$2,997\,924\,58 \cdot 10^8 \text{ m/s}$ <i>(exact)</i>	<b>Speed of light in vacuum</b> $\approx 300\,000 \frac{\text{km}}{\text{s}} = 300 \frac{\text{km}}{\text{ms}} =$ $300 \frac{\text{m}}{\mu\text{s}} = 30 \frac{\text{cm}}{\text{ns}} = 0,3 \frac{\text{mm}}{\text{ps}}$ etc.
$c_1$ (5)	$3,741\,771\,852 \dots \cdot 10^{-16} \text{ W m}^2$ <i>(exact)</i>	First radiation constant $c_1 = 2\pi h c^2$
$c_2$	$0,014\,387\,768\,77 \dots \text{ m} \cdot \text{K}$ <i>(exact)</i>	Second radiation constant $c_2 = hc/k$
$e$	$1,602\,176\,634 \cdot 10^{-19} \text{ A s}$ <i>(exact)</i>	<b>Elementary charge</b> $e = \frac{2}{K_J R_K} = \Phi_0 G_0$
$e_E$	2,718 281 828 459 045 2...	<i>Euler's e.</i>
$F$	$96\,485,332\,12 \dots \text{ A s/mol}$ <i>(exact)</i>	<i>Faraday constant</i> $F = e N_A$
$F_{\alpha}$ (10)	2,502 907 875 095 892 8...	<i>Feigenbaum's <math>\alpha</math> and <math>\delta</math></i>
$F_{\delta}$	4,669 201 609 102 990 6...	
$G$	$6,674\,30 \cdot 10^{-11} \text{ m}^3/\text{kg s}^2$ <i>(2,2·10<sup>-5</sup>)</i>	<i>Newtonian</i> constant of gravitation; also known as $\gamma$ from other authors. See $\mathbf{GM}_{\oplus}$ below for a more precise value.
$G_0$	$7,748\,091\,729 \dots \cdot 10^{-5} / \Omega$ <i>(exact)</i>	Conductance quantum $G_0 = 2e^2/h = 2/R_K = eK_J$
$G_C$	0,915 965 594 177 219 0...	<i>Catalan's constant</i>

Name	Numeric value and <i>rel. SD</i>	Remarks
$g_e$ (15)	-2,002 319 304 362 56 (1,7·10 <sup>-13</sup> )	Landé's electron g-factor
$GM_\oplus$	3,986 004 418·10 <sup>14</sup> m <sup>3</sup> /s <sup>2</sup> (2,0·10 <sup>-9</sup> )	Newtonian constant of gravitation times the Earth's mass with its atmosphere included (according to WGS84 <sup>44</sup> )
$g_\oplus$	9,806 65 m/s <sup>2</sup> (per def.)	Standard earth acceleration
$h$	6,626 070 15·10 <sup>-34</sup> J s (exact)	Planck constant
$\hbar$	1,054 571 817...·10 <sup>-34</sup> J s (exact)	Reduced Planck constant $\hbar = h/2\pi$
$k$ (20)	1,380 649·10 <sup>-23</sup> J/K (exact)	Boltzmann constant $k = R/N_A$
$K_J$	4,835 978 484...·10 <sup>14</sup> Hz/V (exact)	Josephson constant $K_j = 2e/h$
$l_{PL}$	1,616 255·10 <sup>-35</sup> m (1,1·10 <sup>-5</sup> )	Planck length $l_{PL} = t_{PL}c$
$m_e$	9,109 383 701 5·10 <sup>-31</sup> kg (3,0·10 <sup>-10</sup> )	Electron mass $\triangleq$ 511,00 keV
$M_{\text{Moon}}$	7,349·10 <sup>22</sup> kg (5·10 <sup>-4</sup> )	Mass of the Moon
$m_n$ (25)	1,674 927 498 04·10 <sup>-27</sup> kg (5,7·10 <sup>-10</sup> )	Neutron mass $\triangleq$ 939,57 MeV
$m_n/m_p$	1,001 378 419 31 (4,9·10 <sup>-10</sup> )	Neutron to proton mass ratio

<sup>44</sup> See [http://earth-info.nga.mil/GandG/publications/tr8350.2/tr8350\\_2.html](http://earth-info.nga.mil/GandG/publications/tr8350.2/tr8350_2.html)

Name	Numeric value and <i>rel. SD</i>	Remarks
$m_p$	1,672 621 923 69 $\cdot 10^{-27}$ kg (3,1 $\cdot 10^{-10}$ )	Proton mass $\triangleq 938,27$ MeV
$m_{PL}$	2,176 435 $\cdot 10^{-8}$ kg (1,1 $\cdot 10^{-5}$ )	Planck mass $m_{PL} = \sqrt{\hbar c / G} \approx 22 \mu\text{g}$
$m_p / m_e$	1 836,152 673 43 (6,0 $\cdot 10^{-11}$ )	Proton to electron mass ratio
$m_u$ (30)	1,660 539 066 60 $\cdot 10^{-27}$ kg (3,0 $\cdot 10^{-10}$ )	Atomic mass constant $\approx 10^{-3} \text{ kg} / N_A$
$m_u c^2$	1,492 418 085 60 $\cdot 10^{-10}$ J (3,0 $\cdot 10^{-10}$ )	Energy equivalent of the atomic mass constant $\approx 931,49$ MeV
$m_\mu$	1,883 531 627 $\cdot 10^{-28}$ kg (2,2 $\cdot 10^{-8}$ )	Muon mass $\triangleq 105,66$ MeV
$M_\odot$	1,989 1 $\cdot 10^{30}$ kg (5 $\cdot 10^{-5}$ )	Mass of the Sun
$M_\oplus$	5,973 6 $\cdot 10^{24}$ kg (5 $\cdot 10^{-5}$ )	Mass of the Earth. See $\mathbf{GM}_\oplus$ above for a more precise value.
$N_A$ (35)	<b>6,022 140 76<math>\cdot 10^{23}</math> / mol</b> (exact)	<b>Avogadro's number</b>
<b>NaN</b>	<i>Not a Number</i>	See p. 171 and the corresponding entry in Section 5 of the OM.
$p_0$	101 325 Pa (per def.)	Standard atmospheric pressure
$R$	8,314 462 618... J / mol K (exact)	Molar gas constant
$r_e$	2,817 940 326 2 $\cdot 10^{-15}$ m (4,5 $\cdot 10^{-10}$ )	Classical electron radius $r_e = \alpha^2 a_0$

Name	Numeric value and <i>rel. SD</i>	Remarks
<b>R<sub>K</sub></b> (40)	25 812,807 45... $\Omega$ ( <i>exact</i> )	<i>Von Klitzing</i> constant $R_K = \frac{h}{e^2}$
<b>R<sub>Moon</sub></b>	1,737 530·10 <sup>6</sup> m ( <i>5·10<sup>-7</sup></i> )	Mean radius of the Moon
<b>R<sub>∞</sub></b>	10 973 731,568 160 / m ( <i>1,9·10<sup>-12</sup></i> )	<i>Rydberg</i> constant $R_\infty = \frac{\alpha^2 m_e c}{2h}$
<b>R<sub>☉</sub></b>	6,96·10 <sup>8</sup> m ( <i>5·10<sup>-3</sup></i> )	Mean radius of the sun
<b>R<sub>⊕</sub></b>	6,371 010·10 <sup>6</sup> m ( <i>5·10<sup>-7</sup></i> )	Mean radius of the Earth
<b>Sa</b> (45)	6,378 137 0·10 <sup>6</sup> m ( <i>p. def.</i> )	Semi-major axis
<b>Sb</b>	6,356 752 314 2·10 <sup>6</sup> m ( <i>1,6·10<sup>-11</sup></i> )	Semi-minor axis
<b>Se<sup>2</sup></b>	6,694 379 990 14·10 <sup>-3</sup> ( <i>1,5·10<sup>-12</sup></i> )	First eccentricity squared
<b>Se'<sup>2</sup></b>	6,739 496 742 28·10 <sup>-3</sup> ( <i>1,5·10<sup>-12</sup></i> )	Second eccentricity squared
<b>Sf<sup>-1</sup></b>	298,257 223 563 ( <i>per def.</i> )	Flattening parameter
<b>T<sub>0</sub></b> (50)	273,15 K ( <i>per definition</i> )	= 0°C, standard temperature
<b>T<sub>P</sub></b>	1,416 785·10 <sup>32</sup> K ( <i>1,1·10<sup>-5</sup></i> )	<i>Planck</i> temperature $T_P = \frac{c^2}{k} \sqrt{\frac{\hbar c}{G}} = \frac{M_P c^2}{k} = \frac{E_P}{k}$
<b>t<sub>PL</sub></b>	5,391 245·10 <sup>-44</sup> s ( <i>1,1·10<sup>-5</sup></i> )	<i>Planck</i> time $t_{PL} = l_{PL}/c$

Name	Numeric value and <i>rel. SD</i>	Remarks
$V_m$	0,022 413 969 54... $\text{m}^3/\text{mol}$ ( <i>exact</i> )	Molar volume of an ideal gas at standard conditions $V_m = \frac{RT_0}{p_0} \approx 22,4 \text{ l/mol}$
$Z_0$	376,730 313 668 $\Omega$ ( $1,5 \cdot 10^{-10}$ )	Characteristic impedance of vacuum
$\alpha$ (55)	7,297 352 569 3 $\cdot 10^{-3}$ ( $1,5 \cdot 10^{-10}$ )	Fine-structure constant $\alpha = \frac{e^2}{2\varepsilon_0 h c} \approx \frac{1}{137}$
$\gamma$	$6,674\ 30 \cdot 10^{-11} \text{ m}^3/\text{kg s}^2$ ( $2,2 \cdot 10^{-5}$ )	<i>Newtonian</i> constant of gravitation; also known as G from other authors. See $\text{GM}_\oplus$ below for a more precise value.
$\gamma_{\text{EM}}$	0,577 215 664 901 532 9...	<i>Euler-Mascheroni</i> constant
$\gamma_p$	$2,675\ 221\ 874\ 4 \cdot 10^8 \text{ Hz/T}$ ( $4,2 \cdot 10^{-10}$ )	Proton gyromagnetic ratio $\gamma_p = 4\pi \mu_p / h$
$\Delta\nu_{\text{Cs}}$	9 192 631 770 Hz ( <i>exact</i> )	<b>Hyperfine transition frequency of <math>^{133}\text{Cs}</math></b>
$\epsilon_0$ (60)	$8,854\ 187\ 812\ 8 \cdot 10^{-12} \frac{\text{A s}}{\text{V m}}$ ( $1,5 \cdot 10^{-10}$ )	Vacuum electric permittivity $\epsilon_0 = 1/\mu_0 c^2$ (note the so-called <i>Coulomb's</i> constant is just $1/4\pi\epsilon_0$ )
$\lambda_c$	$2,426\ 310\ 238\ 67 \cdot 10^{-12} \text{ m}$ ( $3,0 \cdot 10^{-10}$ )	<i>Compton</i> wavelengths of the electron $\lambda_c = h/m_e c$ , neutron $\lambda_{cn} = h/m_n c$ , and proton $\lambda_{cp} = h/m_p c$ , respectively
$\lambda_{cn}$	$1,319\ 590\ 905\ 81 \cdot 10^{-15} \text{ m}$ ( $5,7 \cdot 10^{-10}$ )	
$\lambda_{cp}$	$1,321\ 409\ 855\ 39 \cdot 10^{-15} \text{ m}$ ( $3,1 \cdot 10^{-10}$ )	

Name	Numeric value and <i>rel. SD</i>	Remarks
$\mu_0$	$1,256\,637\,062\,12 \cdot 10^{-6} \frac{\text{V s}}{\text{A m}}$ <i>(1,5 · 10<sup>-10</sup>)</i>	Vacuum magnetic permeability
$\mu_B$ (65)	$9,274\,010\,078\,3 \cdot 10^{-24} \text{ J/T}$ <i>(3,0 · 10<sup>-10</sup>)</i>	Bohr magneton $\mu_B = e\hbar/2m_e$
$\mu_e$	$-9,284\,764\,704\,3 \cdot 10^{-24} \text{ J/T}$ <i>(3,0 · 10<sup>-10</sup>)</i>	Electron magnetic moment
$\mu_e/\mu_B$	$-1,001\,159\,652\,181\,28$ <i>(1,7 · 10<sup>-13</sup>)</i>	Ratio of electron magnetic moment to Bohr's magneton
$\mu_n$	$-9,662\,365\,1 \cdot 10^{-27} \text{ J/T}$ <i>(2,4 · 10<sup>-7</sup>)</i>	Neutron magnetic moment
$\mu_p$	$1,410\,606\,797\,36 \cdot 10^{-26} \text{ J/T}$ <i>(4,2 · 10<sup>-10</sup>)</i>	Proton magnetic moment
$\mu_u$ (70)	$5,050\,783\,746\,1 \cdot 10^{-27} \text{ J/T}$ <i>(3,1 · 10<sup>-10</sup>)</i>	Nuclear magneton $\mu_u = e\hbar/2m_p$
$\mu_\mu$	$-4,490\,448\,30 \cdot 10^{-26} \text{ J/T}$ <i>(2,2 · 10<sup>-8</sup>)</i>	Muon magnetic moment
$\sigma_B$	$5,670\,374\,419 \dots \cdot 10^{-8} \frac{\text{W}}{\text{m}^2 \text{K}^4}$ (exact)	Stefan-Boltzmann constant $\sigma_B = \frac{2\pi^5 k^4}{15h^3 c^2}$
$\Phi$	1,618 033 988 749 894 8...	Golden ratio $\Phi = \frac{1}{2}(1 + \sqrt{5})$
$\Phi_0$	$2,067\,833\,848 \dots \cdot 10^{-15} \text{ V s}$ (exact)	Magnetic flux quantum $\Phi_0 = \frac{h}{2e}$

Name	Numeric value and <i>rel. SD</i>	Remarks
$\omega$ (75)	$7,292\,115 \cdot 10^{-5} \text{ rad/s}$ $(2 \cdot 10^{-8})$	Angular velocity of the Earth according to <i>WGS84</i> (see footnote 44 on p. 139).
$-\infty$	$-\infty$	Note both these ‘constants’ are counted as numeric values in your <i>WP 43S</i> . They can be recalled and used with <i>SPCRES</i> set, else an error will be thrown.
$\infty$	$\infty$	

Some values found in nature are known with up to one or two digits precision only – thus, they are not stored in CONST but just printed below. They may be helpful for quick estimates:

Radius of an atomic nucleus	$\sim 10^{-15} \text{ m}$
Radius of an atom <sup>45</sup>	$\sim 10^{-10} \text{ m}$
Radius of our home galaxy	$\sim 10^5 \text{ l.y.} \approx 10^{21} \text{ m}$
Radius of the observable universe <sup>46</sup>	$\approx 45 \times 10^9 \text{ l.y.} \approx 4.3 \times 10^{26} \text{ m}$
Number of stars in our home galaxy <sup>47</sup>	$\sim 2 \times 10^{11}$
Number of neuron connections in human brain	$\sim 10^{14}$

<sup>45</sup> So the nucleus takes far less than a billionth of the volume of an atom. Electrons are even smaller. Thus, an atom is almost completely empty space. Our world as we know and see it every day is built of atoms. You can even touch many of these real-world objects. Think about it!

By the way, these facts also give some hand-waving arguments why cancer therapy using heavy ion beams works (and often significantly better than using X-rays).

<sup>46</sup> For more information, please see [https://en.wikipedia.org/wiki/Observable\\_universe](https://en.wikipedia.org/wiki/Observable_universe) (or [https://de.wikipedia.org/wiki/Beobachtbares\\_Universum](https://de.wikipedia.org/wiki/Beobachtbares_Universum) or [https://fr.wikipedia.org/wiki/Univers\\_observable](https://fr.wikipedia.org/wiki/Univers_observable) or [https://es.wikipedia.org/wiki/Universo\\_observable](https://es.wikipedia.org/wiki/Universo_observable) etc. – the latter site includes a picture [https://es.wikipedia.org/wiki/Universo\\_observable#/media/Archivo:Universoobservable.PNG](https://es.wikipedia.org/wiki/Universo_observable#/media/Archivo:Universoobservable.PNG) explaining the difference between the radius printed above and the naïve assumption of  $13.8 \times 10^9 \text{ l.y.}$  for it; this picture is not found on the other sites).

Note the radius of our galaxy divided by the radius of the observable universe returns a value in the same ballpark as the radius of an atom divided by the radius of a nucleus.

<sup>47</sup> Assume our home galaxy fills a cylinder 1000 *l.y.* high, what will be the average distance between its stars? So what will happen when two galaxies collide?



- Number of stars in observable universe     $\sim 10^{23}$
- Amount of atoms in the Sun <sup>48</sup>                       $\sim 10^{57}$
- Amount of atoms in observable universe     $\sim 10^{80}$
- Baryonic mass in observable universe         $\sim 10^{53}$  kg

Note these quantities are all far within the range of *real* numbers allowed on your *WP 43S* (see *App. B*). Physical constants are seldom more precisely known than twelve digits (cf. the table above). Please take these facts into account when assessing very small differences as well as talking about very large numbers.

## Unit Conversions

Your *WP 43S* features 14 angular conversions provided in 4→ (cf. p. 136) and 88 unit conversions in U→. The structure of U→ follows various branches as explained in the *OM*, *Section 5*. Its top *view* looks like this:

0.004					
°C→°F	°F→°C	s→year		V:	A:
E:	P:	year→s	F&p:	m:	x:

with

- **E:** standing for the *submenu* of energy unit conversions,
- **P:** for power,
- **F&p:** for force and pressure,
- **m:** for mass,
- **x:** for length,
- **A:** for area, and
- **V:** for volume.

<sup>48</sup> You can take this number for the amount of atoms in our solar system as well.

See pp. 132f for more details of the structure.

Conversions contained in [U→](#) either begin or end in one of the seven basic *SI* units: *kelvin*, *meter*, *kilogram*, *second*, *ampere*, *mol*, and *candela*. Beyond them and products or powers of these, knowledge of the following *SI derived units* carrying special names may be helpful in your further calculations and communications:

































Quantity	Unit	Symbol and formula
Temperature	<i>degree Celsius</i>	$\vartheta[^\circ\text{C}] = T[\text{K}] - 273.15$
Force	<i>newton</i>	$1\text{ N} = 1\text{ kg m/s}^2$
Pressure	<i>pascal</i>	$1\text{ Pa} = 1\text{ N/m}^2 = 1\text{ kg/m s}^2$
Energy	<i>joule</i>	$1\text{ J} = 1\text{ N m} = 1\text{ kg m}^2/\text{s}^2$
Power	<i>watt</i>	$1\text{ W} = 1\text{ V A} = 1\text{ J/s}$
Electric potential	<i>volt</i>	$1\text{ V} = 1\text{ W/A}$
Charge	<i>coulomb</i>	$1\text{ C} = 1\text{ A s}$
Capacitance	<i>farad</i>	$1\text{ F} = 1\text{ C/V} = 1\text{ A s/V}$
Conductance	<i>siemens</i>	$1\text{ S} = 1\text{ A/V}$
Resistance	<i>ohm</i>	$1\text{ }\Omega = 1\text{ V/A}$
Magnetic flux	<i>weber</i>	$1\text{ Wb} = 1\text{ V s}$
Magnetic flux density	<i>tesla</i>	$1\text{ T} = 1\text{ Wb/m}^2 = 1\text{ V s/m}^2$
Inductance	<i>henry</i>	$1\text{ H} = 1\text{ Wb/A} = 1\text{ V s/A}$
Frequency	<i>hertz</i>	$1\text{ Hz} = 1/\text{s}$
Absorbed dose	<i>gray</i>	$1\text{ Gy} = 1\text{ J/kg}$

















For talking about inputs and results, knowing the symbols and names of the *SI* prefixes as listed below is beneficial, covering 36 orders of magnitude:













Prefix	Name	Factor	Prefix	Name	Factor
			d	<i>deci-</i>	10 <sup>-1</sup>
h	<i>hecto-</i>	10 <sup>2</sup>	c	<i>centi-</i>	10 <sup>-2</sup>
k	<i>kilo-</i>	10 <sup>3</sup>	m	<i>milli-</i>	10 <sup>-3</sup>
M	<i>mega-</i>	10 <sup>6</sup>	μ	<i>micro-</i>	10 <sup>-6</sup>
G	<i>giga-</i>	10 <sup>9</sup>	n	<i>nano-</i>	10 <sup>-9</sup>
T	<i>tera-</i>	10 <sup>12</sup>	p	<i>pico-</i>	10 <sup>-12</sup>
P	<i>peta-</i>	10 <sup>15</sup>	f	<i>femto-</i>	10 <sup>-15</sup>
E	<i>exa-</i>	10 <sup>18</sup>	a	<i>atto-</i>	10 <sup>-18</sup>

All conversions featured in U→ and ↔ are explained in alphabetical order below. Numeric values are either exact (printed on white background) or rounded to six significant digits for your orientation (your *WP 43S* uses more precise values where applicable). Commas are printed as radix marks below for better visibility.

Softkey	Calculation	Remarks	Branch
°C → °F	× 1,8 + 32	$\mathcal{J} \text{ [}^{\circ}\text{C]} = (\mathcal{T} \text{ [K]} + T_0)$ and $\mathcal{T} \text{ [}^{\circ}\text{F]} = (\mathcal{t} \text{ [}^{\circ}\text{R]} + T_0 \times 1,8)$	<u>U→</u>
°F → °C	- 32 ) / 1,8		
acre → m <sup>2</sup>	× 4 046,86	These <i>acres</i> are based on the ‘international feet’, see below	<u>U→</u> <b>f</b> <b>A:</b>
acre <sub>US</sub> → m <sup>2</sup>	× 4 046,87	These <i>acres</i> are based on the <i>U.S. survey feet</i> , see below	
atm → Pa	× 1,013 25×10 <sup>5</sup>	<i>Atmospheres</i>	<u>U→</u> <b>F&amp;p:</b>
au → m	× 1,495 98×10 <sup>11</sup>	<i>Astronomic units</i>	<u>U→</u> <b>x:</b>


Softkey	Calculation	Remarks	Branch
barrel → m <sup>3</sup>	× 0,158 987	(U.S.) barrels of oil, abbr. bbl	  
bar → Pa	× 10 <sup>5</sup>	1 mbar = 1 hPa	 
Btu → J	× 1 055,06	British thermal units	 
cal → J	× 4,186 8	Calories	
carat → kg	× 0,000 2		 
cwt → kg	× 50,802 4	1 (long) hundredweight := 112 lbs	
dB → field ratio	10 <sup>R<sub>dB</sub>/20</sup>	Decibels	 
dB → power ratio	10 <sup>R<sub>dB</sub>/10</sup>		
fathom → m	× 1,828 8	1 fathom := 2 yards := 6 feet	 
field ratio → dB	20 lg( <sup>a</sup> <sub>1</sub> / <sub>a</sub> <sub>2</sub> )	Also known as <i>amplitude ratio</i>	 
floz <sub>UK</sub> → m <sup>3</sup>	× 2,841 31 × 10 <sup>-5</sup>	Fluid ounces	  
floz <sub>US</sub> → m <sup>3</sup>	× 2,957 35 × 10 <sup>-5</sup>		
ft. → m	× 0,304 8	These are the so-called 'international feet' of 1959 1 foot := 12 inches	 
gl <sub>UK</sub> → m <sup>3</sup>	× 4,546 09 × 10 <sup>-3</sup>	Gallons	  
gl <sub>US</sub> → m <sup>3</sup>	× 3,785 42 × 10 <sup>-3</sup>		
ha → m <sup>2</sup>	× 10 000	Hectares	  
hp <sub>E</sub> → W	× 746	Electric horsepower	 
hp <sub>M</sub> → W	× 735,499	So-called 'metric' horsepower (equivalent to PS in German)	
hp <sub>UK</sub> → W	× 745,700	British Imperial horsepower	
in. → m	× 0,025 4	1 inch := 1000 mil	 
in.Hg → Pa	× 3 386,39	Inches of mercury	 

Softkey	Calculation	Remarks	Branch
J → Btu	/ 1 055,06	<i>Joules</i>	 
J → cal	/ 4,186 8		
J → Wh	/ 3 600		
kg → carat	/ 0,000 2	1 t [(metric) ton] := 1000 kg	 
kg → cwt	/ 50,802 4		
kg → oz	/ 0,028 349 5		
kg → lb.	/ 0,453 592		
kg → sh.cwt	/ 45,359 2		
kg → short ton	/ 907,185		
kg → stone	/ 6,350 29		
kg → ton	/ 1 016,05		
kg → tr.oz	/ 0,031 103 5		
lbf → N	× 4,448 22	<i>Pounds force</i>	 
lb. → kg	× 0,453 592	<i>Pounds; 1 lb := 16 ounces</i>	 
ly → m	× 9,460 73×10 <sup>15</sup>	<i>Light years</i>	 
m <sup>2</sup> → acre	/ 4 046,86	<i>Square meters;</i> 1 a [are] := 100 m <sup>2</sup> , 1 ha [hectare] := 10 000 m <sup>2</sup> , 1 km <sup>2</sup> = 100 ha = 1 000 000 m <sup>2</sup>	  
m <sup>2</sup> → acre <sub>us</sub>	/ 4 046,87		
m <sup>2</sup> → ha	/ 10 000		
m <sup>3</sup> → barrel	/ 0,158 987	<i>Cubic meters;</i> 1 liter := 1 dm <sup>3</sup> = 10 <sup>-3</sup> m <sup>3</sup> , 1 ml [milliliter] = 1 cm <sup>3</sup>	  
m <sup>3</sup> → floz <sub>uk</sub>	/ 2,841 31×10 <sup>-5</sup>		
m <sup>3</sup> → floz <sub>us</sub>	/ 2,957 35×10 <sup>-5</sup>		
m <sup>3</sup> → gl <sub>uk</sub>	/ 4,546 09×10 <sup>-3</sup>		
m <sup>3</sup> → gl <sub>us</sub>	/ 3,785 42×10 <sup>-3</sup>		
m <sup>3</sup> → qt.	/ 1,1365×10 <sup>-3</sup>		

Softkey	Calculation	Remarks	Branch
mi. → m	$\times 1\,609,344$	1 mile := 1 760 yards	
m → au	$/ 1,495\,98 \times 10^{11}$	Meters	
m → fathom	$/ 1,828\,8$		
m → ft.	$/ 0,304\,8$		
m → in.	$/ 0,025\,4$		
m → ly	$/ 9,460\,73 \times 10^{15}$		
m → mi.	$/ 1\,609,344$		 
m → nmi.	$/ 1\,852$		
m → pc	$/ 3,085\,68 \times 10^{16}$		
m → point	$/ 352,778 \times 10^{-6}$		
m → survey foot <sub>US</sub>	$/ 0,304\,801$		
m → yd.	$/ 0,914\,4$		
nmi. → m	$\times 1\,852$	Nautical miles	
N → lbf	$/ 4,448\,22$	Newtons	 
oz → kg	$\times 0,028\,349\,5$	Ounces	 
Pa → atm	$/ 1,013\,25 \times 10^5$	Pascals; 1 hPa = 1 mbar	
Pa → bar	$/ 10^5$		
Pa → in.Hg	$/ 3\,386,39$		 
Pa → psi	$/ 6\,894,76$		
Pa → torr	$/ 133,322$		
pc → m	$\times 3,085\,68 \times 10^{16}$	Parsecs	 
point → m	$\times 352,778 \times 10^{-6}$	(Typographical) points	
power ratio → dB	$10 \lg(p_1/p_2)$		 

Softkey	Calculation	Remarks	Branch
psi → Pa	× 6 894,76	<i>Pounds per square inch</i>	F&p:
qt. → m <sup>3</sup>	× 1,1365×10 <sup>-3</sup>	1 ( <i>Imperial</i> ) <i>quart</i> := 40 fl.oz.UK	V:
short cwt → kg	× 45,359 2	1 <i>short hundredweight</i> := 100 lbs	m:
short ton → kg	× 907,185	1 <i>short ton</i> := 2000 lbs	
stone → kg	× 6,350 29		
survey foot <sub>US</sub> → m	× 0,304 801	1 U.S. <i>survey foot</i> := $\frac{1200}{3937}$ m	x:
s → year	/ 31 556 952		
ton → kg	× 1 016,05	1 <i>Imperial ton</i> := 200 cwt	m:
torr → Pa	× 133,322	1 <i>torr</i> = 1 mm Hg	F&p:
tr.oz → kg	× 0,031 103 5	<i>Troy ounces</i>	m:
Wh → J	× 3 600	<i>Watt-hours</i>	E:
W → hp <sub>E</sub>	/ 746	<i>Watts</i>	P:
W → hp <sub>M</sub>	/ 735,499		
W → hp <sub>UK</sub>	/ 745,700		
yd. → m	× 0,914 4	1 <i>yard</i> := 3 <i>feet</i>	x:
year → s	× 31 556 952	= 365,242 5 × 24 × 60 <sup>2</sup>	

...	Remarks
DEG→	Takes an integer or <i>real</i> <sup>49</sup> <i>x</i> as an angular input in <i>decimal</i> or <i>sexagesimal degrees</i> , respectively, and converts it to the current ADM.
D.MS→	
D.MS→D	Takes an integer or <i>real</i> <sup>49</sup> <i>x</i> as an angular input in <i>sexagesimal degrees</i> (formatted dddd.dmmssh) and converts it to an <i>angle</i> in <i>decimal degrees</i> (corresponding to the old command H.MS→H).

 ...	Remarks
<b>D→R</b>	Takes an integer or <i>real</i> <sup>49</sup> $x$ as an angular input in <i>decimal degrees</i> and converts it to ... <i>radians</i> . <sup>50</sup>
<b>D→D.MS</b>	... <i>sexagesimal degrees</i> (corresponding to the old command H→H.MS ).
<b>GRAD→</b>	... <i>grad/gon</i> ...
<b>MUL<math>\pi</math>→</b>	Takes an integer or <i>real</i> <sup>49</sup> $x$ as an angular input in ... <i>multiples of <math>\pi</math></i> ... and converts it to the current <i>ADM</i> .
<b>RAD→</b>	... <i>radians</i> <sup>50</sup> ...
<b>R→D</b>	Takes an integer or <i>real</i> <sup>49</sup> $x$ as an angular input in <i>radians</i> and converts it to <i>decimal degrees</i> (equaling the old command R→D ). <sup>50</sup>
<b>→DEG</b>	Takes an integer or <i>real</i> ( <i>data type 2</i> ) $x$ as an angular input in the current <i>ADM</i> and converts it to <i>decimal degrees</i> , <i>sexagesimal degrees</i> , <i>grad/gon</i> , <i>multiples of <math>\pi</math></i> , or <i>radians</i> , respectively. <sup>50</sup>
<b>→D.MS</b>	
<b>→GRAD</b>	If $x$ is a tagged <i>real</i> ( <i>data type 4</i> ), on the other hand, this information is used in conversion (e.g. if $x = 1.5\pi$ then →GRAD will return <b>300</b> <sup>9</sup> regardless of current <i>ADM</i> ).
<b>→MUL<math>\pi</math></b>	
<b>→RAD</b>	If $x$ is neither of <i>data type 1, 2</i> , nor <i>4</i> , error 24 will be thrown ('illegal input data type for this operation').

Angular output is tagged always.

<sup>49</sup> If  $x$  is neither integer nor *real* (i.e. neither *data type 1* nor *2*), error 24 will be thrown. Conversions of integer values to *angles* in *sexagesimal degrees* do not make real sense but are allowed nevertheless.

<sup>50</sup> Note that *real* angles given in *radians* cannot represent full circles (or simple fractions of  $\pi$  like  $\pi/2$ ,  $\pi/3$ ,  $\pi/4$ ,  $\pi/5$ , etc.) exactly but with an accuracy of 34 digits 'only'. If you want to avoid most rounding errors caused by that, *multiples of  $\pi$*  may be a better choice here. Note large numeric inputs in trigonometric functions will be reduced to values between  $-\pi$  and  $+\pi$  before calculating (as mentioned in *Section 2* of the OM).



## **SECTION 3: CALLING AND EXECUTING OPERATIONS**

As mentioned at the beginning of *Section 2* and in the *OM*, the number of *items* featured on your *WP 43S* is far too large to fit them on the keyboard. Hence, there are several ways to call such an *item*.

You know how to call *items* appearing on the keyboard or in *menus* (including *catalogs*). In *Section 6* of the *OM*, you have learned about storing *items* in user *menus* and/or assigning them to specific locations on your *WP 43S*. There is one more way you can use for calling and executing operations: take **XEQ** followed by the *name* of the operation typed in *AIM*.

In the two chapters following thereafter, we will list all the functions requiring parameters and those changing *data types*.

### **Using XEQ for Executing Operations**

Instead of picking an operation from a *menu* or *catalog*, you can also call it by *name* using **XEQ** as follows:

1. Press **XEQ**.
2. Press **α**. You are in *AIM* thereafter; see *Section 2* of the *OM* for the *virtual keyboard* applying in this mode.
3. Key in the *name* of the function wanted. Case may be important, subscript or superscript is not.
4. Press **ENTER**. Your input will be checked – if the operation specified exists, ...
  - a. it will be checked for required parameters (cf. overleaf);
    - i. if true, you will be prompted for these parameters; then the function will be executed. End.
    - ii. else the function will be executed. End.
  - b. else error 7 (**No such function**) will be thrown (see *App. C*). End.

## Operations Requiring Trailing Parameters

Many functions require at least one trailing (numeric or alphanumeric) parameter specifying what they shall do precisely (see the *OM*, Sect. 1). The following three lists summarize these operations:

Operations requiring one trailing parameter	Numeric parameter	Alpha par.
AGRAPH CONVG? DEC DSE DSL DSZ INC INPUT ISE ISG ISZ KEY? KTY?P PUTK RCL RCLCFG RCLS RCL+ RCL- RCL× RCL/ RCL↑ RCL↓ STO STOCFG STOS STO+ STO- STO× STO/ STO↑ STO↓ $t \leq$ VIEW $x \leq$ $x = ?$ $x \neq ?$ $x \approx ?$ $x < ?$ $x \leq ?$ $x \geq ?$ $x > ?$ $y \leq$ $z \leq$ $\alpha$ LENG? $\alpha$ POS? $\alpha$ RL $\alpha$ RR $\alpha$ SL $\alpha \rightarrow x$	Register number	Variable name
ALL ENG FIX GAP RDP RSD SCI SDL SDR	Number of decimals	
ASR MASKL MASKR RL RLC RR RRC SL SR WSIZE	Number of bits	
BACK CASE SKIP	Number of program steps	
BC? BS? CB FB SB	Bit number	
BestF	Fit model code	
CF FC? FC?C FC?F FC?S FF FS? FS?C FS?F FS?S SF	User flag number	System flag name
CONST	Constant number	
DSTACK	Number of stack registers	
ERR MSG	Error number	
$f'(x)$ $f''(x)$ GTO LBL LBL? PGMINT PGMSLV XEQ $\Pi_n$ $\Sigma_n$		Program label
GTO.	Number of program step	Label

Operations requiring one trailing parameter	Numeric parameter	Alpha par.
INDEX MVAR M.DIM M.EDIN SOLVE VARMNU $\int$		Variable <i>name</i>
LocR	Number of local <i>registers</i>	
PAUSE $\square$ DLAY	Number of ticks	
RM $\square$ MODE	Mode number	
SIM_EQ	Number of unknowns	
TDISP	Time format number	
STONE	Tone number	
→INT	Base	
$\square$ CHAR	Character code	
$\square$ TAB	Column number	
$\square$ #	Byte	

Note for any command **XYZ** requiring one trailing parameter, you can enter

**XYZ** → **ST.X**

and it will fetch its parameter from **X** like a good old *RPN* command instead.

Operations requiring two trailing parameters	First parameter	Second parameter
ASSIGN	<i>Item</i>	Sequence of keystrokes
KEYG KEYX	Key number (1 ... 18)	Program label

Operation requiring four trailing parameters	First to fourth parameter
$\rightrightarrows$	Name of <i>stack register</i>

## Operations Changing Data Types

Most functions will return data of the same type they operate on. Some, however, will change the *data type (DT)* of the lowest *stack register(s)* regardless of specific input values, as mentioned at various locations in the *OM*. These operations are collected in the list here:

Input DT	Operation(s)	Output DT	Output <i>regis-</i> <i>ters</i> involved
1	1/x $\sqrt[3]{x}$ AGM ALL cos ENG erf erfc e <sup>x</sup> FIX f' f'' gd gd <sup>-1</sup> J <sub>y</sub> (x) LN LNβ LNΓ LOG <sub>10</sub> LOG <sub>2</sub> LOG <sub>x</sub> y MANT POISS... SCI sin tan W <sub>m</sub> W <sub>p</sub> W <sup>-1</sup> $\sqrt[y]{x}$ β(x,y) Γ <sub>xy</sub> γ <sub>xy</sub> Γ(x) Δ% →REAL % %MRR %T %Σ %+MG $\sqrt{x}$    as well as all unit conversions and all orthogonal polynomials	2 <sup>51</sup>	X
	→POL →REC	2	X, Y
	SLVQ	2 or 3	X, Y, Z
	f'(x) f''(x) SOLVE	2	X, Y, Z, T
	all angular conversions	4	X
	→H.MS	5	X
	J→D →DATE	6	X
	x→α	7	X
	M.GET M.NEW	8 or 9	X
	→INT	10	X

<sup>51</sup> The functions printed on yellow background will return *long integers* (data type 1) wherever possible.

Input DT	Operation(s)	Output DT	Output <i>regis- ters</i> involved
2	AND CEIL DATE→ DAY D→J EXPT FLOOR IDIV IDIVR IP MONTH NAND NEXTP NOR NOT OR ROUNDI SIGN WDAY XNOR XOR YEAR ±∞?	1	X
	DECOMP	1	X, Y
	SLVQ	2 or 3	X, Y, Z
	RE→CX	3	X
	arccos arcsin arctan and all angular conversions	4	X
	→H.MS	5	X
	x→DATE →DATE	6	X
	x→α	7	X
	M.GET M.NEW	8 or 9	X
	→INT	10	X
3	ABS CROSS IM RE  x  4	2	X
	CX→RE	2	X, Y
	SLVQ	2 or 3	X, Y, Z
4	cos sin tan	2	X
5	→HR	2	X
6	DAY D→J MONTH WDAY YEAR	1	X
	DATE→	1	X, Y, Z
	→REAL	2	X
7	α→x	1	X

Input DT	Operation(s)	Output DT	Output <i>regis-</i> <i>ters</i> involved
8	M.DIM?	1	X, Y
	DET DOT ENORM  M	2	X
	$\Sigma+$	2	X, Y, statistic <i>registers</i>
	$V_4$	4	X
9	M.DIM?	1	X, Y
	ENORM	2	X
	DET DOT  M	3	X
	ABS IM RE ROUNDI  x	8	X
10	SIGN	1	X
	$e^x$ LN LOG <sub>x</sub> y →REAL	2	X
	$x \rightarrow \alpha$	7	X

## **APPENDIX A: HARDWARE**

Overall dimensions: wedge-shaped: 77 mm × 144 mm × 13 mm or 8 mm (see p. 160)

Mass with battery: ~100 g

LCD dimensions: about 58.8 mm × 35.3 mm visible area,  
400 × 240 quadratic pixels monochrome

Processor: STMicroelectronics STM32L476 incl. RTC (see <https://www.st.com/en/evaluation-tools/32l476gdiscovery.html> for the development board used by SwissMicros) running at 25 MHz on battery power or 80 MHz connected to USB (see below).

Memory: 1 MB *FM*, 128 kB *RAM* (see *App. B* on pp. 164ff),  
8 MB additional *FM* on a QSPI chip;  
user *RAM* is some 75 kB, user *FM* is 6 MB.

Power supply: 3 V by one CR2032 coin cell; alternative power supply through USB port; typical average currents drawn for power on and busy: 4.2 mA; idle: 0.1 mA; power off: 3 µA.

Buzzer frequency: ≥ 1 Hz up to > 20 kHz in steps of 1 Hz.

I/O: infrared printer port, standard micro-USB port.

Self-test: initiated by **xxx**

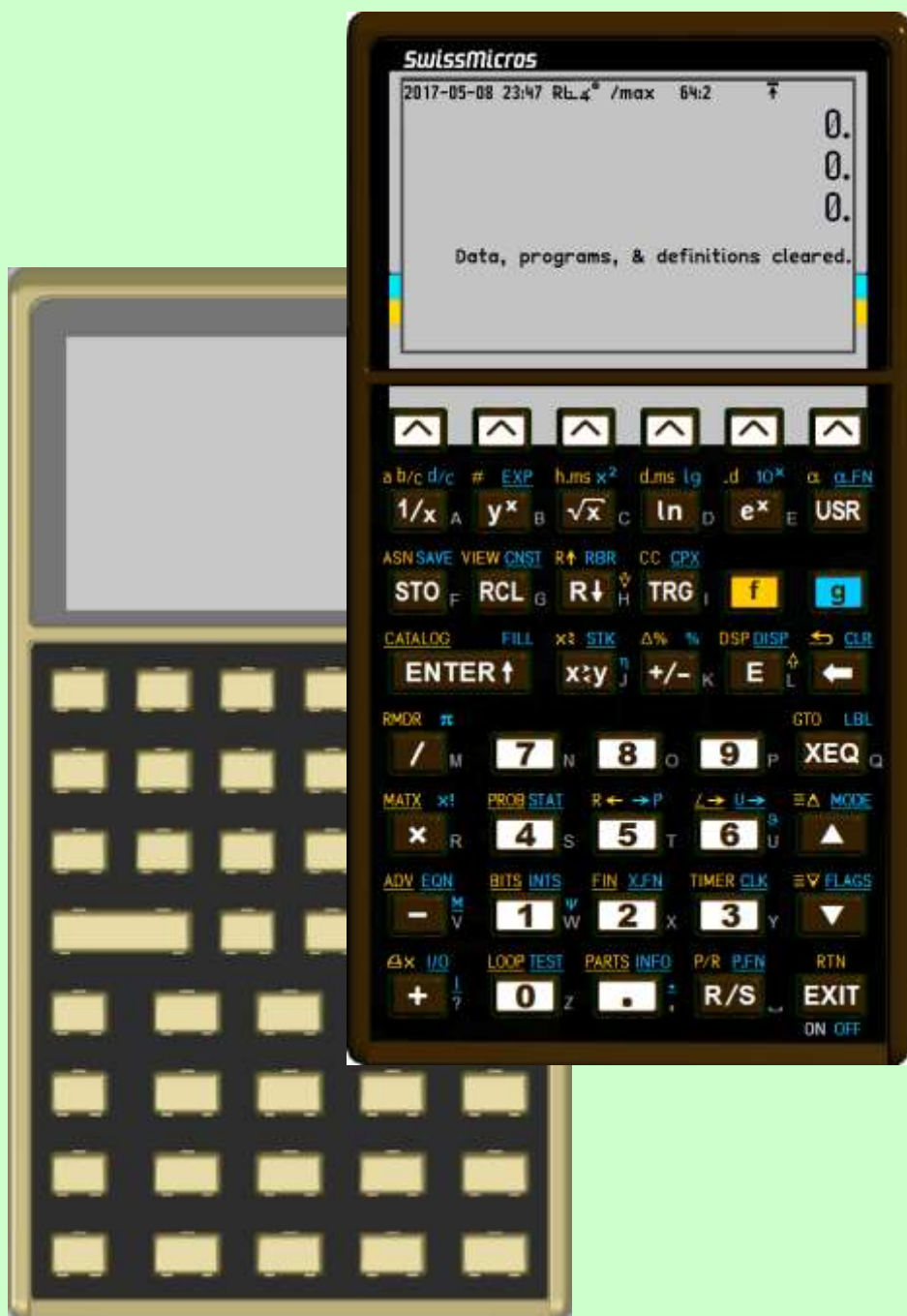
Keyboard overlays: Three short slots on either side of the keyboard are provided in the calculator housing for easy fixing overlay sheets with your personal layouts printed on them. See *App. F* for more (on pp. 213f). Look up *Section 6* of the *OM* for inspiration.



Seven pictures of the hardware are displayed here and on the three pages following. The default keyboard layout as delivered by Swiss-Micros for the DM42 (bottom right) and the front views on next page are printed approximately to scale. Find the printed circuit board (PCB) displayed thereafter.









See here the internals. Unfasten two bolts at the top of the calculator backside to get there.

To access the keyboard side of the PCB carrying the switching domes, carefully release the LCD connection (A), then unfasten the two Philips bolts (B) pictured left and below. **These operations are at your own risk.**



This picture shows the PCB of an early DM42 of spring 2017.



Please use the following link to find a discussion (in February 2018) of the various hardware components used on the DM42 PCB as pictured on previous page: <https://www.hpmuseum.org/forum/thread-10143.html>.

# APPENDIX B: MEMORY MANAGEMENT

## Data Types

There are ten *data types* you know from *Section 2* of the *OM*. Some more had to be defined for internal use, e.g.:

- 7-character strings for all kinds of *labels*, also including *names* of commands and all other *menu items*; this is the reason why such *names* are confined to 7 characters,
- system integers in the range of  $\pm 2\,147\,483\,648$  (i.e. 32 *bits*),
- *flag* words for storing 128 (i.e. 112 global plus 16 local) *user flags* and the same amount of *system flags*,<sup>52</sup>
- two *data types* for two kinds of *menus*,
- a *data type* of variable length for storing *configurations* (modes and user assignments, see STOCFG and RCLCFG),
- another one for *expressions* in EQN (see *Section 4* of the *OM*),
- two more for program steps and routines (see *Section 3* of the *OM*).

A 4-byte *header* is specified for each object of each *data type*:

15	14	13	12	11	10	9	8	7	6	5	4	3	2	1	0
pointer to the data															
31	30	29	28	27	26	25	24	23	22	21	20	19	18	17	16
pointer to the variable <i>name</i>					0	0	data information <sup>53</sup>					<i>data type</i> (as specified below) – 1			

<sup>52</sup> Up to 256 *flags* would be possible in total. We need far less *system flags* so far.

<sup>53</sup> E.g. base of a *short integer*, angular unit for an *angle*.

Data type number and meaning		Size [bytes]
1	$\mathbb{Z}$ Long integer <sup>54</sup>	$\geq 4 + 2 + 4 = 10 \dots 422$
2	$\mathbb{R}$ Real number <sup>55</sup> ( <i>real34</i> )	$4 + 16 = 20$
3	$\mathbb{C}$ Complex number ( <i>complex34</i> )	$4 + 2 \times 16 = 36$
4	Angle <sup>56</sup> ( <i>angle34</i> )	$4 + 16 = 20$
5	Time <sup>57</sup>	$4 + 16 = 20$
6	Date <sup>58</sup>	$4 + 16 = 20$
7	Alpha string (each character requires 16 <i>bits</i> ) <sup>59</sup>	$4 + 2 + n \times 2$
8	Real matrix (featuring <i>n</i> rows and <i>m</i> columns)	$4 + n \times m \times 16$
9	Complex matrix (featuring <i>n</i> rows and <i>m</i> columns)	$4 + n \times m \times 32$
10	Short integer <sup>60</sup>	$\leq 4 + 8 = 8 \text{ or } 12$
11 ... 13	n/a	n/a
14	Constant <sup>61</sup>	$4 + 0 = 4$

<sup>54</sup> This *data type* is for number theory kind of problems. 2 *bytes* are for the size (in *bits*) of the integer following. 4 *bytes* following allow for signed integers up to  $2^{31} \approx 2 \times 10^9$ , 8 *bytes* for  $2^{63} \approx 9 \times 10^{18}$ . Size is increased in steps of 4 *bytes* if required. Maximum integer size is 3328 *bits* (= 416 *bytes*) equivalent to 1001 decimal digits. Look up the display limits further below.

<sup>55</sup> Deviating from the *WP 34S*, standard *reals* on your *WP 43S* feature 128 *bits* and 34-digits precision. See the chapter after next.

<sup>56</sup> A tagged *angle* is stored as a *real* number, just with a specific header.

<sup>57</sup> A *time* or time interval is stored as a *real* number of *seconds* internally, just with a specific header. A day corresponds to 86 400 s, a year to 31 556 952 s. The format allows for expressing intervals of some 100 million years with *femtoseconds* precision.

<sup>58</sup> A *date* is stored as *real* number of *seconds* passed since -4713-01-01 12:00:00. This is date and time zero for *Julian Day Number* counting.

<sup>59</sup> 2 *bytes* are for the size (in *bytes*) of the string following, including the trailing zero. The size must be even.

<sup>60</sup> This *data type* is for computer science problems. Most probably, such a storage space will be either  $4 + 4$  or  $4 + 8$  *bytes* long.

<sup>61</sup> A pointer is sufficient here regardless of the precision of the constant itself.

<b>Data type number and meaning</b>		<b>Size [bytes]</b>	
<b>15</b>	Extended precision <i>real</i> (39 digits, exclusively for internal use, not exposed to the user) <sup>62</sup>	$4 + 32 =$	36
<b>16</b>	<i>Label</i> (each character requires 16 <i>bits</i> )	$4 + 7 \times 2 =$	18
<b>17</b>	System integer (for internal use only)	$4 + 4 =$	8
<b>18</b>	<i>System and user flags</i> (128 <i>flags</i> each)	$4 + 2 =$	6
<b>19</b>	User-created <i>menu</i> (limited to 1 <i>view</i> )	$4 + 18 \times 7 \times 2 =$	256
<b>20</b>	Predefined <i>menu</i> (featuring <i>n</i> <i>views</i> )	$4 + n \times 18 \times 14$	
<b>21</b>	<i>Configuration</i> (as stored by STOCFG) <sup>63</sup>	$4 + M$	
<b>22</b>	Program step, may be stored as <i>alpha string</i> (7) <sup>64</sup>	$4 + M$	
<b>23</b>	Program, containing <i>n</i> program steps	$4 + M$	
<b>24</b>	<i>Expression</i> (for members of <u>EQN</u> ), may be stored as <i>alpha string</i> (7)	$4 + M$	
<b>25</b>	<i>Directory</i> (proposed by P. 2012-12)	$4 + M$	

*Data types* 7 - 9 and 20ff are of ‘infinite’ size limited by available memory (*M*) only. Individual size of each object is fixed though.

As mentioned above, any object of any *data type* will take one storage space only: one *register* or one variable. In consequence, *register* lengths in your *WP 43S* may vary considerably. You do not have to bother – the operating system of your *WP 43S* will take care of all the necessary administration. Thus, the amount of *RAM* required for data storage is not fixed. Data and programs allocate their memory from the same large pool.

---

<sup>62</sup> There are also even longer (i.e. more precise) *reals* used in internal computations. See further below.

<sup>63</sup> The size will vary according to the number of user assignments being part of the configuration (see *Section 6* of the *OM*).

<sup>64</sup> The size will vary depending on parameters. **Exact limits and methods are not decided yet.**



## Statistical Summation Registers

Your *WP 43S* features a block of 23 special *registers* for storing statistical sums (like the 14 summation *registers* of the *WP 34S* and *WP 31S* before). These statistical *registers* neither overlap nor interfere with any general purpose *registers* unlike they did on *HP's* pocket calculators. Their contents can be recalled using their names (cf. pp. 58 and 94f).

And like on our *WP* calculators before, this block of *registers* is allocated from the pool of free memory available as soon as the first statistical data are entered via  $\Sigma+$  or  $\Sigma-$ ; it is de-allocated and the memory is returned to the pool by  $\text{CL}\Sigma$ .

## Range of Real Numbers

Your *WP 43S* could calculate with *real* numbers of more than 12 000 orders of magnitude. Within a range of  $10^{-6143} \leq |x| < 10^{+6145}$ , it computes with 34 digits precision.<sup>65</sup> Results should be accurate within

<sup>65</sup> The *WP 43S* software is based on the *decNumber library* supporting arbitrary precision *BCD* numbers. As mentioned at some places in the *IOI*, internal computations are usually carried out with 39 digits. Actually this is the minimum; some modulo calculations for the trigonometric functions are performed with more than a thousand digits to avoid cancellation.

There is a quasi standard to find out about processors and test accuracy of calculators to some extent – compute  $\arcsin\{\arccos[\arctan(\tan\{\cos[\sin(9^\circ)]\})]\}$ . An ideal calculator with an infinite internal precision would return exactly 9 without cheating. Real calculators (all computing with a finite number of digits) deviate for obvious reasons. Your WP 43s returns

- $8.999\,999\,999\,999\,999\,999\,999\,999\,937\,535 = 9 - 6.246\,5 \cdot 10^{-29}$ .

If you are interested how other calculators have performed in that test, look at <http://www.rskey.org/~mwsebastian/miscprj/results.htm>.

Another – far simpler – test discussed in the internet works as follows: Enter 1,000 000 1 and then press  $x^2$  just 27 times. Your WP 43s will return

- 674 530,470 741 084 559 382 689 184 727 772 2.

This is the most precise result known of a pocket calculator so far (the *WP 34S* with *DBLON* and *Free42* concur, computing with 34 digits as well). Nevertheless, only the first 25 digits of this output are correct! Calculating with unlimited precision returns

- 674 530,470 741 084 559 382 689 178 029 746 812 844 444 143 410 34

$\pm 1 \times 10^{-33}$  (e.g.  $n \frac{1}{x}$   $2n \times$  returns a plain 2 for all primes  $< 500$  – except  $7 \frac{1}{x}$   $14 \times$   $2 -$  returns  $1 \times 10^{-33}$ , and for 67 and 83 the corresponding results are  $-1 \times 10^{-33}$ ). Note that also rounding errors due to calculating with a finite number of digits will accumulate as demonstrated by two examples in the footnote here.

Results  $|x| < 10^{-6176}$  are set to zero. For results  $|x| \geq 10^{6145}$ , error 4 or 5 will appear unless SPCRES is set (see *App. C*).

All these effects are caused by the **internal representation of reals**: *Standard floating point numbers* are stored on your WP 43S in sixteen bytes using an internal format coarsely following *decimal128* packed coding,<sup>66</sup> though with some exceptions:

- *Real* zero is stored as integer zero, i.e. all bits cleared.
- The mantissa of a *real* number (also known as *significand* in this context) is encoded as pure integer in eleven groups of three digits. Each such group is packed into 10 bits straight forward, meaning e.g.  $555_{10} = 10\ 0010\ 1100_2 = 22B_{16}$  or  $999_{10} = 11\ 1110\ 0111_2 = 3E7_{16}$ . So the 33 rightmost decimal digits of the *significand* take the least significant 110 bits. Trailing zeroes are omitted, so the *significand* will be right adjusted.
- The most significant (128<sup>th</sup>) bit takes the sign of the mantissa.
- The remaining 17 bits are used for the exponent and the leftmost digit of the mantissa. Of those 17, the lowest 12 are reserved for the exponent ( $< 4096$ ). For the top 5 bits (below the sign bit) it becomes complicated – following the standard *IEEE 754*. If these 5 bits read...

---

instead for the first 50 of the  $10^9$  digits of the complete result (note you get more than 1000 decimals after 8 presses of  $\times^2$  already).

Please take this information into account when assessing small deviations or many decimals returned by your WP 34S. It will return up to 34 digits but not all of them are guaranteed being true always.

<sup>66</sup> It comes close to what is called *quadruple (precision)* in this text about floating point arithmetic: <https://people.eecs.berkeley.edu/~wkahan/ieee754status/IEEE754.PDF>. Find out about *decimal128* in [https://en.wikipedia.org/wiki/Decimal128\\_floating-point\\_format](https://en.wikipedia.org/wiki/Decimal128_floating-point_format).



- 00ttt, 01ttt, or 10ttt then ttt takes the leftmost digit of the *significand* (0 – 7<sub>10</sub>), and the top two bits will be the most significant bits of the exponent;
- 11uut then t will be added to 1000<sub>2</sub> and the result (8<sub>10</sub> or 9<sub>10</sub>) will represent the leftmost digit of the *significand*.  
If uu reads 00, 01, or 10 then these will represent the two most significant bits of the exponent. If it reads 11, there are bit patterns specified for encoding special numbers (see below).

Thus, the maximum absolute value of the stored exponent is  $10\ 1111\ 1111\ 1111_2 = 12\ 287_{10}$ . For reasons becoming obvious below, 6176 must be subtracted from the stored value to get the true exponent of the floating point number represented. Thus and since  $12287 - 6176 + 34 = 6145$  as well as  $-6176 + 34 = -6142$ , *data type 2* can support 34-digit numbers within  $10^{-6143} \leq |x| < 10^{+6145}$ .

Rewarding your patience so far, we will show you some illustrative **examples** of the encoding in your *WP 43S* instead of telling you more theory. *SE* stands for *stored exponent* in the following:

Floating point number	Hexadecimal value stored	Bottom bits in groups of 10	Top 18 bits in binary notation	SE
1.	22 08 00 00 00 00 00 00 00 00 00 00 00 00 00 01		0010 0010 0000 1000 00	6176
-1.	a2 08 00 00 00 00 00 00 00 00 00 00 00 00 00 01		1010 0010 0000 1000 00	6176
111.	22 08 00 00 00 00 00 00 00 00 00 00 00 00 00 6f	06f	0010 0010 0000 1000 00	6176
111.111 (111 111×10 <sup>-3</sup> )	22 07 40 00 00 00 00 00 00 00 00 00 00 01 bc 6f	06f 06f	0010 0010 0000 0111 01	6173

Floating point number	Hexadecimal value stored	Bottom bits in groups of 10	Top 18 bits in binary notation	SE
<b>-123.000 123</b> (-123 000 123 $\times 10^{-6}$ )	a2 06 80 00 00 00 00 00 00 00 00 00 07 b0 00 7b	07b 000 07b	1010 0010 0000 0110 10	6170
<b>9.99×10<sup>99</sup></b> (999×10 <sup>97</sup> )	22 20 40 00 00 00 00 00 00 00 00 00 00 00 03 e7	3e7	0010 0010 0010 0000 01	6273
<b>1×10<sup>-99</sup></b>	21 ef 40 00 00 00 00 00 00 00 00 00 00 00 00 01		0010 0001 1110 1111 01	6077
<b>-1×10<sup>-6143</sup></b>	80 08 40 00 00 00 00 00 00 00 00 00 00 00 00 01		1000 0000 0000 1000 01	33

You will lose one digit precision if you divide  $10^{-6143}$  by 10 and one more for each such division following. At  $10^{-6176}$ , only one digit will be left, stored as hexadecimal 1.

Divide this by 1.999 999 999 999 999 999 999 999 999 999 and the result will remain  $10^{-6176}$  in default rounding mode (and in RM 1, 2, 3, and 5, see the command RM). Divide it by 2 instead and the result will become zero.

Let us look at the upper end of our numeric range now:

Floating point number	Hexadecimal value stored	Bottom bits in groups of 10	Top 18 bits in binary notation	SE
<b>9.999 999 999</b> <b>999 999 999</b> <b>999 999 999</b> <b>999 999</b> <b>×10<sup>6144</sup></b> (= 9 999 ... 999 999 ×10 <sup>6110</sup> )	77 ff be 7f 9f e7 f9 fe 7f 9f e7 f9 fe 7f 9f e7	9 3e7 3e7 3e7 3e7 3e7 3e7 3e7 3e7 3e7 3e7 3e7	0111 0111 1111 1111 10	12 286

This *real* number (featuring 34 times the digit 9) is the maximum which can be keyed in directly. It will be displayed as ∞ in startup default format

– its full content  $9.999\,999\,999\,999\,999\,999\,999\,999\,999\times10^{6144}$  will be only unveiled by SHOW (see p. 74). The greatest legal *significand* is  $9\,999\,999\,999\,999\,999\,999\,999\,999\,999 = 10^{34} - 1$ .


Additionally, your WP 43S features three ‘special reals’:

Floating point ‘number’	Hexadecimal value stored	Top 8 bits in binary notation
$\infty$	78 00 00 00 00 00 00 00 00 00 00 00 00 00 00 00	0111 1000
$-\infty$	F8 00 00 00 00 00 00 00 00 00 00 00 00 00 00 00	1111 1000
NaN	7C 00 00 00 00 00 00 00 00 00 00 00 00 00 00 00	0111 1100

Neither an exponent nor a mantissa is applicable here. **These three ‘special reals’ may be legal results of your WP 43S if SPCRES is set** – no error will be thrown then. NaN (i.e. ‘*Not a Number*’) covers poles as well as regions where a function result is not defined at all – see the corresponding entry in *Section 5* of the OM and examples in next chapter. Note that  **$\infty$  and  $-\infty$  may be also legal numeric inputs on your WP 43S.**

Remember not every 34-digit number displayed will be true to 34 digits – cf. footnote 65 on pp. 167f. And errors accumulate as explained in footnote 42 on p. 137.

As mentioned above, some calculations are executed in “*internal high precision*”. This means even more digits than 34: it may mean 39, 72, 75, or even hundreds of digits in special cases.

 Rounding mode settings (see RM) may affect results of high precision calculations!

## Numeric Limitations

## Maximum numeric input for *data type* ...

- 1:  $\pm 10^{1001}$  (if your patience will suffice for the input) or  $\pm 2^{3326}$  (if you are less patient)
- 2:  $\pm 9.999\ 999\ 999\ 999\ 999\ 999\ 999\ 999\ 999\ 999 \times 10^{RANGE-1}$  (absolute maximum for **RANGE** is 6145)
- 3:  $\pm 9.999 \dots \times 10^{RANGE-1}$  for either part
- 4:  $\pm 9.999 \dots \times 10^{RANGE-1}$  in arbitrary *ADM*, so the actual absolute maximum is  $9.999 \dots \times 10^{RANGE-1} \pi$
- 5: times xxx
- 6: dates xxx
- 8:  $\pm 9.999 \dots \times 10^{RANGE-1}$  for each matrix element
- 9:  $\pm 9.999 \dots \times 10^{RANGE-1}$  for either part of each matrix element
- 10: Absolute maximum is FF FF FF FF FF FF FF<sub>16</sub> in unsigned mode for WSIZE **64**, equivalent to some  $1.8 \times 10^{19}$ . Signed modes and/or shorter word sizes mean lower limits.

### Internal limits:

- PRIME? works like the other binary tests described in the OM. Above 3 317 044 064 679 887 385 961 981 (i.e.  $3.3 \times 10^{24}$ , however, NEXTP cannot find primes anymore but 'probable primes' only (cf. p. 61). If you want to apply NEXTP or PRIME? above this limit, consult appropriate reference literature.<sup>67</sup>
- Trigonometric functions actually operate between  $+\pi$  and  $-\pi$  (or their equivalents) exclusively. The necessary modulo  $2\pi$  reduction

<sup>67</sup> See [https://en.wikipedia.org/wiki/Miller%E2%80%93Rabin\\_primality\\_test](https://en.wikipedia.org/wiki/Miller%E2%80%93Rabin_primality_test) for a start (also available in other languages). Whatever is a prime will be confirmed by PRIME? – a composite may be falsely assessed as being prime with a probability of  $9 \times 10^{-16}$ . With some care, NEXTP can find ‘probable primes’ for long integers up to some  $6.3 \times 10^{1001}$  on your WP 43S, and PRIME? will check them and their neighbouring numbers but you cannot see most of their 1002 digits directly.

ensures that these functions return correct 34-digit results for the entire legal range of angles.

### Maximum numeric output for *data type* ...

- **1:**  $\pm 10^{1001}$  with full 1001-digit precision (though you can see and read up to 296 digits “only” of such a number (cf. SHOW on p. 74).
- **2, 3, 8, and 9:** The maxima are as specified for input above. Any (intermediate) result exceeding  $-10^{RANGE} < x < 10^{RANGE}$  will be displayed as  $-\infty$  or  $\infty$ , and any (intermediate) result within  $-10^{-RANGE} < x < 10^{-RANGE}$  will be displayed as  $0.$ .  
Though any (intermediate) result within  $-10^{-6176} < x < 10^{-6176}$  will be assessed and displayed as 0. (cf. previous chapter) . Any (intermediate) result exceeding  $-10^{6145} < x < 10^{6145}$  will be assessed as  $-\infty$  or  $\infty$ , respectively, and will then be treated according to the system settings at display time: if SPCRES is set, it will be shown as  $-\infty$  or  $\infty$ , else an overflow error will be thrown.
- **4:** For angular conversions, the maxima are as specified for input above. The functions ARCSIN, ARCCOS, and ARCTAN return values between  $-\pi$  and  $\pi$  (or their equivalents) only.
- **5:** xxx
- **6:** xxx
- **10:** The maxima are as specified for input above.

### Special Results

Within this chapter, SPCRES is presumed to be set. Thus, infinities and non-numeric results are legal – no error message will be thrown if such results happen to occur (cf. the end of previous chapter).<sup>68</sup>

---

<sup>68</sup> Results were crosschecked against WP 34S wherever possible. Additionally, *Wolfram Alpha* was used for checking results with finite arguments. Where deviations are observed we are confident your WP 43S returns the correct results.

The following monadic functions, if called with  $\mathbb{R}$  lit (i.e. CPXRES clear), return either  $\infty$ ,  $-\infty$ , or NaN under the conditions stated below:

Input $x$	Operation(s)	Output for $\mathbb{R}$ lit
-1.	artanh	$-\infty$
0 or 0.	ln, lg, lb x	
0.	$\frac{1}{x}$	$\infty$
1.	artanh	
0 or 0.	$\Gamma(x)$	NaN
$\text{Re}(x) < 1$	arcosh	
$ \text{Re}(x)  > 1$	arccos, arcsin, artanh	
$\pm 90^\circ$ or equivalents in other ADM	tan	

And the following monadic functions operate also on infinities:

Input $x$	Operation(s)	Output for $\mathbb{R}$ lit
$-\infty$	$x^3, \sqrt[3]{x}$	$-\infty$
	arctan	$-90.^\circ$ or equivalents
	tanh	-1.
	$\frac{1}{x}$ , $e^x$ , $10^x$ , $2^x$ , sinc	0.
	$x^2$ , arsinh	$\infty$
$-\infty$	arcosh	NaN
$-\infty \leq x < 0$	ln, lg, lb x	NaN
$\infty$	$\frac{1}{x}$ , sinc	0.
	tanh	1.
	arctan	$90.^\circ$ or equivalents

Input $x$	Operation(s)	Output for $\mathbb{R}$ lit
	$\ln$ , $e^x$ , $x^2$ , $\sqrt{x}$ , $\lg$ , $10^x$ , $\text{lb } x$ , $x^3$ , $\sqrt[3]{x}$ , $\sinh$ , $\cosh$ , $\text{arsinh}$ , $\text{arcosh}$	$\infty$
$-\infty$ or $\infty$	$\cos$ , $\sin$ , $\tan$ , $\text{artanh}$	NaN

For dyadic functions, we combined the respective tables:

Input $y$	$x$	Op.(s)	Output for $\mathbb{R}$ lit
$\infty$	$x \neq -\infty$	+	$\infty$ <sup>69</sup>
$-\infty$	$x \neq \infty$		$-\infty$ <sup>69</sup>
$-\infty$	$\infty$	+	NaN <sup>69</sup>
$\infty$	$x \neq \infty$	-	$\infty$ <sup>70</sup>
$-\infty$	$x \neq -\infty$		$-\infty$ <sup>70</sup>
$-\infty$	$-\infty$	-	NaN
$\infty$	$\infty$		
$\infty$	$x > 0$	$\times$	$\infty$ <sup>69</sup>
$-\infty$	$x < 0$		
$\infty$	$x < 0$	$\times$	$-\infty$ <sup>69</sup>
$-\infty$	$x > 0$		
$0$ or $0.$	$-\infty$ or $\infty$	$\times$	NaN <sup>69</sup>
$0 < y \leq \infty$	$0.$	$/$	$\infty$
$-\infty \leq y < 0$			$-\infty$
$-\infty$ or $\infty$	$-\infty$ or $\infty$	$/$	NaN
$0$ or $0.$	$0.$	$/$ , $y^x$	NaN
$-\infty$ or $\infty$	$0.$ or $0$	$y^x$	NaN

<sup>69</sup> Swapping  $x$  and  $y$  will return the same result here.

<sup>70</sup> Swapping  $x$  and  $y$  will return this result times -1.

Input $y$	$x$	Op.(s)	Output for $\mathbb{R}$ lit
$-\infty \leq y < 0$	$-\infty$ or $\infty$	$\boxed{x/y}$	NaN
$-\infty < y < 0$	non-integer $x$	$\boxed{y^x}, \boxed{x/y}$	NaN
$-\infty$	odd $x > 0$		$-\infty$
$-\infty$	even $x > 0$	$\boxed{y^x}$	$\infty$
		$\boxed{x/y}$	NaN
$y \neq 0$	$-\infty$	$\boxed{y^x}$	0.
	$\infty$		$\infty$
0.	$-\infty \leq x < 0$	$\boxed{y^x}$	$\infty$
	$0 < x \leq \infty$		0.
	$-\infty < x < 0$	$\boxed{x/y}$	$\infty$
	$0 \leq x < \infty$		0.
$0 \leq y \leq \infty$	$-\infty$ or $\infty$	$\boxed{x/y}$	1.
$\infty$	$-\infty \leq x < 0$	$\boxed{y^x}$	0.
	$0 < x \leq \infty$		$\infty$
	$-\infty < x < 0$	$\boxed{x/y}$	0.
	$0 \leq x < \infty$		$\infty$
0.	$0 < x < \infty$	$\log_x y$	$-\infty$

The functions printed on light yellow background in the three tables above will return NaN (or NaN+i×NaN) also with *complex* results allowed (i.e. CPXRES set). Others will change their output when  $\mathbb{C}$  is lit.

Some particular returns of elementary transient functions operating at the edge of the complex plane at  $\pm\infty$  or close to it (or returning a value at the edge) are listed here:



Input <sup>71</sup> Re(x) Im(x)		r(x) φ(x)		Op.	Output for ℂ lit
-∞	—	—			$\infty \nless 90^\circ = 0.+i\times\infty$
-∞	0	∞	180°		
-∞	0	∞	180°		$\infty \nless 360^\circ = \infty+i\times 0.$
0.	∞	∞	90°		$\infty \nless 180^\circ = -\infty+i\times 0.$
-∞	—	—			-∞
-∞	0	∞	180°		$-\infty+i\times 0.$ <sup>72</sup>
-10 <sup>999</sup>		10 <sup>999</sup>			$1.\times 10^{333} \nless 60^\circ =$ $0.5\times 10^{333} +i\times 0.866\ 025\ 404\times 10^{333}$ $= 5\times 10^{332} (1+i\times \sqrt{3})$
-∞	—	—			-∞
-∞	0	∞	180°		$-\infty+i\times 0.$
-∞	—	—			$\infty+i\times 3.141\ 592\ 65\dots = \infty + i\pi$
-∞	0	∞	180°		
-∞	∞	∞	135°		$\infty+i\times 2.356\ 194\ 49\dots = \infty + i\ 3\pi/4$
0.	∞	∞	90°		$\infty+i\times 1.570\ 796\ 32\dots = \infty + i\ \pi/2$
∞	∞	∞	45°		$\infty+i\times 0.785\ 398\ 16\dots = \infty + i\ \pi/4$
∞	—	—			∞
∞	0	∞	0°		$\infty+i\times 0.$
∞	-∞	∞	-45°		$\infty-i\times 0.785\ 398\ 16\dots = \infty - i\ \pi/4$
0.	-∞	∞	-90°		$\infty-i\times 1.570\ 796\ 32\dots = \infty - i\ \pi/2$

<sup>71</sup> Complex infinities should be treated in polar notation (see an article by HP at <http://hparchive.com/Journals/HPJ-1984-07.pdf>, p. 27, left column for reasons).

<sup>72</sup> This result may be calculatory correct but is mathematically incorrect – compare next row. For mathematical reasons, similar cases may occur with other roots or powers operating near the edge of complex plane. Note complex numbers are stored in Cartesian coordinates.

Input <sup>71</sup> Re(x) Im(x)		r(x)	φ(x)	Op.	Output for ℂ lit
-∞	-∞	∞	-135°		$\infty - i 2.356\ 194\ 49\dots = \infty - i\ 3\pi/4$
0.	0.	0.	0.	ln	-∞+i×0.
0.	—	—			-∞
-∞	0	∞	180°	e <sup>x</sup>	0.+i×0.
-10 <sup>999</sup>	10 <sup>999</sup>	10 <sup>999</sup>	135°	e <sup>x</sup>	0.+i×0.
-∞	∞	∞			NaN+i×NaN
0.	∞	∞	90°	e <sup>x</sup>	NaN+i×NaN
∞	∞	∞	45°		NaN+i×NaN
∞	0	∞	0°		∞+i×0.
∞	-∞	∞	-45°		NaN+i×NaN
0.	-∞	∞	-90°		NaN+i×NaN
-∞	-∞	∞	-135°	e <sup>x</sup>	NaN+i×NaN
-10 <sup>999</sup>	-10 <sup>999</sup>	10 <sup>999</sup>			0.+i×0.

Computation of  $\lg$  and  $\lg x$  is derived from  $\ln$ . The same applies in analogy for  $e^x$ ,  $10^x$ , and  $2^x$ .

At the bottom line, we hope confusion is limited (and recommend keeping off  $\pm\infty$  in *complex* plane).

## Program Step Size

Program step size is assumed to be 4 *bytes* typically. But compare *data type* 22 on p. 166. xxx

## **APPENDIX C: MESSAGES AND ERROR CODES**

There are some commands generating *temporary information* (as specified in *Section 2* of the *OM*), e.g. CORR, DAY, ERR, L.R., MSG, s, VERS, WDAY,  $\bar{x}$ ,  $\hat{x}$ ,  $\hat{y}$ ,  $\Sigma+$ ,  $\Sigma-$ ,  $\sigma$ ,  $\rightarrow$ POL,  $\rightarrow$ REC, and the binary test commands.

Furthermore, there are a number of error messages issued by the operating system. Depending on conditions, the following messages will be displayed. They are listed below in alphabetical order (*EC* means *error code* here):

	<i>EC</i>	Explanations, countermeasures and examples
<b>An argument exceeds the function domain</b>	1	{1, 2, 3, 4, 10} An argument exceeds the domain of the mathematical function called. May be caused by roots of negative numbers or logs of $x \leq 0$ (unless CPXRES is set), by $0^0$ , $x/0$ , $0/0$ , $\Gamma(0)$ , $\tan(\pm 90^\circ)$ and equivalents, by $\operatorname{artanh}(x)$ for $ \operatorname{Re}(x)  \geq 1$ , by $\operatorname{arcosh}(x)$ for $\operatorname{Re}(x) < 1$ , etc. <sup>73</sup>
<b>Bad time or date input</b>	2	{2, 5, 6} Invalid date format or incorrect <i>date</i> or time in input, e.g. month > 12, day > 31. Will be thrown as soon as the input is closed.
<b>Cannot delete a predefined item</b>	27	Predefined variables or menus cannot be deleted.
<b>Distribution parameter out of valid range</b>	16	{1, 2} A parameter specified in <b>I</b> , <b>J</b> , or <b>K</b> is out of valid range for the distribution function called (e.g. if LGNRM is called with $j < 0$ ).
<b>Flash memory is full</b>	23	Delete a program from <i>FM</i> to regain space.

<sup>73</sup> Note that e.g.  $\tan(90^\circ)$  and logs of 0 are legal operations on {1, 2, 3} if SPCRES is set. See the end of this appendix.

	EC	Explanations, countermeasures and examples
Flash memory is write protected	19	There was an attempt to edit or delete program steps in <i>FM</i> . See PRCL and PSTO to circumvent.
Function to be coded for that data type	30	Functions may not be coded yet during FW development.
Illegal digit in integer input for this base	9	{10} E.g. 2 in binary or 9 in octal input. Will be thrown as soon as the respective base is entered (i.e. as soon as input is closed).
Illegal input data type for this operation	24	... called. Convert what is necessary. Cf. "operation is undefined in this mode".
Input data types do not match	31	Attempt to operate on different data types (e.g. for a Boolean operation: real AND short integer).
Input is too long	10	Keyboard input is too long for the buffer. (This error is not used currently. Only alpha input is limited presently.)
Invalid or corrupted data	18	Set when there is a checksum error either in <i>FM</i> or as part of a serial download. Also set if a <i>FM</i> segment is otherwise not usable.
Item to be coded	29	Functions may not be coded yet during FW development.
I/O error	17	See Section 3 of the OM.
Matrix mismatch	21	{8, 9} <ul style="list-style-type: none"> <li>• A matrix isn't square although it should be.</li> <li>• Matrix sizes aren't miscible.</li> </ul>
No root found	20	{2} The Solver did not converge.

	EC	Explanations, countermeasures and examples
No such function	7	Returned when calling a nonexistent function via <b>XEQ</b> <b>α</b> ... <b>ENTER↑</b> (check for typos!) or running a routine containing a nonprogrammable command.
No such label found	6	Attempt to address an undefined label.
No summation data present	28	Attempt to address an un-allocated summation register.
Operation is undefined in this mode	13	Caused e.g. by calling a <i>real</i> -number operation in <i>AIM</i> . Cf. “ <i>illegal input data type for this operation</i> ”.
Out of range	8	<p>{1, 2, 3, 10}</p> <ul style="list-style-type: none"> <li>A number exceeds the valid range. This can be caused by specifying decimals &gt; 16, <i>word size</i> &gt; 64, negative <i>flag</i> numbers, short integers <math>\geq 2^{64}</math>, <i>hours</i> or <i>degrees</i> &gt; 9 000, invalid <i>dates</i> or <i>times</i>, denominators <math>\geq 9\,999</math>, etc.</li> <li>A <i>register</i> or <i>flag</i> address exceeds the valid range of currently allocated <i>registers</i> or <i>flags</i>. May also happen in indirect addressing or when calling nonexistent local addresses.</li> <li>An R-operation (e.g. R-COPY) attempts accessing invalid <i>register</i> addresses.</li> </ul>
Overflow at $+\infty$	4	<p>{1, 2, 3, 8, 9} unless SPCRES is set</p> <ul style="list-style-type: none"> <li>Division of a number &gt; 0 by 0.</li> <li>Divergent sum or product or integral.</li> <li>Positive overflow (see p. 167).</li> </ul>

	EC	Explanations, countermeasures and examples
Overflow at $-\infty$	5	{1, 2, 3, 8, 9} unless SPCRES is set <ul style="list-style-type: none"> <li>• Division of a number <math>&lt; 0</math> by 0.</li> <li>• Divergent sum or product or integral.</li> <li>• Negative overflow (see p. 167).</li> </ul>
Please enter a NEW name	26	Trying to define a new variable or user <i>menu</i> with a <i>name</i> already in use.
RAM is full	11	May be caused by attempts to write too large routines, allocate too many variables, and the like (see pp. 164ff for the space required by different <i>data types</i> ). May happen also in program execution due to dynamic allocations (see Sect. 3 of the OM).
Singular matrix	22	{8, 9} <ul style="list-style-type: none"> <li>• Attempt to use a LU decomposed matrix for solving a system of equations.</li> <li>• Attempt to invert a matrix which isn't of full rank.</li> </ul>
Stack clash	12	STOS or RCLS attempts using <i>registers</i> that would overlap the <i>stack</i> (see Section 1 of the OM). Will happen with e.g. SSIZE8 set and STOS 93 .
This system flag is write protected	32	Self-explanatory.
Too few data points for this statistic	15	{2} A statistical calculation was attempted with too few data, e.g. <i>regression</i> or <i>standard deviation</i> for less than 2 points.
Undefined op-code	3	An instruction with an undefined operation code occurred. Should never happen – but who knows?
Word size is too small	14	{10} Input or <i>register</i> content is too great to be handled by the <i>word</i> size currently set.

	EC	Explanations, countermeasures and examples
	25	Left unused for WP 34S compatibility

If SPCRES is set, errors 4 and 5 will not occur at all, and error 1 will happen less frequently, since  $\pm\infty$  and NaN are legal results then (cf. the corresponding entries in CONST on pp. 136ff and the tables on pp. 171ff). E.g., 0 In will return  $-\infty$  then.

Each error message will be displayed in **Z** numeric row and is *temporary information* (see Section 2 of the OM). So ← or EXIT will erase it and allow continuation most easily. Any other key pressed will erase the message as well, but will also – if applicable – execute with the *stack* contents present.








**APPENDIX D: COMPARISON TO THE FUNCTION SETS OF HP-42S, HP-16C, HP-21S, AND WP 34S**

In the *IOI*, the corresponding functions of vintage *HP* calculators were mentioned under the respective entry of your *WP 43S*. The tables below revert this in a way. The first table shows the functions of the *HP-42S* and the corresponding ones of your *WP 43S* unless they carry identical names and are either both keyboard accessible or both stored in a *catalog* or *menu*. There is an analog table for *HP-16C* functions starting on p. 191, one for the *HP-21S* on p. 193, and another one for the *WP 34S* on p. 195. Functions newly introduced with *WP* calculators are compiled on pp. 199ff.

**Functional differences of homonymous commands are covered in the *IOI* (on pp. 12ff).**

**Corresponding Operations on *HP-42S***













Remarks printed on light grey indicate commands being either default settings or keyboard accessible on your *WP 43S* while you must use a *menu* on the *HP-42S*.

<i>HP-42S</i>	<i>WP 43S</i>	Remarks
ACOSH	<b>arcosh</b>	In <u>EXP</u>
ADV	 <b>ADV</b>	In <u>PRINT</u>
AIP	Dispensable	You can merge text and numeric data easily as described in <i>Section 2</i> of the <i>OM</i> .
ALENG	<b>αLENG</b>	In <u>α.FN</u>
ALLΣ	Dispensable	Your <i>WP 43S</i> runs in ALLΣ mode always. The summation <i>registers</i> do not overlap with general purpose <i>registers</i> .
		See the description of <i>AIM</i> in <i>Sect. 2</i> of the <i>OM</i> .
AOFF	<b>CF ALPHA</b>	

HP-42S	WP 43S	Remarks
AON	SF ALPHA	
ARCL	Dispensable	Any <i>register</i> or variable can take an <i>alpha string</i> . Simply press <b>RCL</b> instead.
AROT	$\alpha$ RL or $\alpha$ RR	In <u><math>\alpha</math>.FN</u>
ASHF	$\alpha$ SL	
ASINH	arsinh	In <u>EXP</u>
ASTO	Dispensable	Any <i>register</i> or variable can take an <i>alpha string</i> . Simply press <b>STO</b> instead.
ATANH	artanh	In <u>EXP</u>
ATOX	$\alpha \rightarrow x$	In <u><math>\alpha</math>.FN</u>
AVIEW	Dispensable	Any <i>register</i> or variable can take an <i>alpha string</i> . Simply press <b>VIEW</b> instead.
<b>BASE</b>	<b>INTS</b> or <b>BITS</b>	
BASE+	Dispensable	Your WP 43S executes these arithmetic commands automatically for <i>short integer</i> inputs.
BASE-		
BASE $\times$		
BASE $\div$		
BASE+/-		
BINM	Dispensable	Press <b>#</b> <b>2</b> for converting any closed integer number or integer part in $x$ to binary.
BIT?	BS?	In <u>BITS</u>
<b>BST</b>	<b>≡</b> <b>▲</b> ( <b>▲</b> )	Shortcut works if no <i>multi-view menu</i> is open.
CLA	<b>0</b> <b>STO</b> <b>K</b>	
CLD	Dispensable	Any keystroke will clear <i>temporary information</i> .
<b>CLEAR</b>	<b>CLR</b>	
CLKEYS	n/a	See <i>Section 6</i> of the OM.
CLRG	CLREGS	In <u>CLR</u>
CLST	CLSTK	Press <b>0</b> <b>FILL</b> in run mode.

HP-42S	WP 43S	Remarks
CLV	See remark	Variables are cleared as specified in <i>Section 6</i> of the OM.
<b>COMPLEX</b>	<b>CC</b>	You can also enter <i>complex</i> numbers directly using <b>CC</b> as explained in <i>Section 2</i> of the OM.
<b>CONVERT</b>	<b>L→</b> & <b>PARTS</b>	
<b>CUSTOM</b>	n/a	You can create as many <i>menus</i> as memory will hold – not only one <i>CUSTOM menu</i> . See <i>Section 6</i> of the OM.
DECM	Dispensable	Any input featuring a <b>.</b> or an <b>E</b> is interpreted as a <i>real</i> (decimal) number.
DEL	n/a	Not featured. Too dangerous, in our opinion.
DELAY	<b>DLAY</b>	In <u>PRINT</u>
DELR	<b>M.DELR</b>	In <u>MATX</u>
DET	<b> M </b>	
DIM	<b>M.DIM</b>	
DIM?	<b>M.DIM?</b>	
EDIT	<b>M.EDI</b>	
EDITN	<b>M.EDIN</b>	
FCSTX	<b>Ŷ</b>	In <u>STAT</u>
FCSTY	<b>Ŷ</b>	
FNRM	<b>ENORM</b>	In <u>MATX</u> . Euclid is older than Frobenius.
GAMMA	<b>Γ(x)</b>	In <u>PROB</u>
GETKEY	<b>KEY?</b>	In <u>P.FN</u>
GETM	<b>M.GET</b>	In <u>MATX</u>
GROW	<b>M.GROW</b>	
HEXM	Dispensable	Press <b>#H</b> for converting any closed integer number or integer part in <i>x</i> to hexadecimal.
H.MS+	Dispensable	Your <i>WP 43S</i> executes the respective command automatically for sexagesimal times in <i>x</i> and <i>y</i> when <b>+</b> or <b>-</b> is pressed.
H.MS-		

HP-42S	WP 43S	Remarks
INSR	<b>M.INSR</b>	In <u>MATX</u>
INTEG	$\int$	In <u>ADV</u>
INVRT	$[M]^{-1}$	In <u>MATX</u>
KEYASN	Dispensable	Not needed since no CUSTOM <i>menu</i> is featured (see CUSTOM).
<b>LASTx</b>	<b>RCL</b> <b>L</b>	
LBL		Press <b>LBL</b> .
LCLBL	Dispensable	Obsolete since no CUSTOM <i>menu</i> is featured (see CUSTOM). Nevertheless, your WP 43S provides local labels (see Section 3 of the OM).
LINΣ	Dispensable	Your WP 43S runs in ALLΣ mode always.
LIST	n/a	Use <b>PRG</b> instead.
LOG	<b>LOG</b> <sub>10</sub>	Press <b>lg</b> .
MAN	<b>CF</b> <b>T</b>	Manual print mode is <i>startup default</i> here.
MAT?	<b>MATR?</b>	In <u>TEST</u>
MEAN	$\bar{x}$	In <u>STAT</u>
MOD		Press <b>MOD</b> .
<b>MODES</b>	<b>MODE</b>	
N!	<b>x!</b>	
NEWMAT	<b>M.NEW</b>	In <u>MATX</u>
NORM	n/a	Not featured.
OCTM	Dispensable	Press <b>#</b> <b>8</b> for converting any closed integer number or integer part in <i>x</i> to octal.
OLD	<b>M.OLD</b>	In <u>MATX</u>
ON	n/a	Programmable ON is not featured.
<b>PGM.FCN</b>	<b>P.FN</b>	<b>GTO</b> , <b>LBL</b> , <b>RTN</b> , <b>VIEW</b> are on the keyboard.
PI	$\pi$	Press <b>π</b> .
POSA	<b>αPOS</b>	In <u>α.FN</u>

HP-42S	WP 43S	Remarks
PRA	 <b>K</b>	In <u>PRINT</u>
<b>PRGM</b>	<b>P/R</b>	
PRLCD	 <b>LCD</b>	In <u>PRINT</u>
PROFF	<b>CF</b> <b>T</b>	
PROMPT	Dispensable	Use <b>VIEW</b> , <b>STOP</b> instead.
PRON	<b>SF</b> <b>T</b>	
PRP	 <b>PROG</b>	In <u>PRINT</u>
PRSTK	 <b>STK</b>	
PRUSR	 <b>USER</b>	
PRV	 <b>r</b>	
PRX	 <b>X</b>	Press  <b>X</b> .
PRΣ	 <b>Σ</b>	In <u>PRINT</u>
PUTM	<b>M.PUT</b>	In <u>MATX</u>
PWRF	<b>PowerF</b>	In <u>STAT</u>
RAN	<b>RAN#</b>	In <u>PROB</u>
RND	<b>ROUND</b>	In <u>PARTS</u>
RNRM	<b>RNORM</b>	In <u>MATX</u>
ROTXY	<b>RL, RLC, RR,</b> and <b>RRC</b>	In <u>BITS</u>
<b>RTN</b>		Press <b>RTN</b> .
SDEV	<b>s</b>	In <u>STAT</u>
SIZE	Dispensable	There are 100 global general purpose <i>registers</i> always.
SLOPE	<b>L.R.</b>	In <u>STAT</u>
SOLVE	<b>SLV</b>	In <u>ADV</u>
SQRT	 <b>√x</b>	
<b>SST</b>	 <b>Y</b> (  )	Shortcut works if no <i>multi-view menu</i> is open.
STR?	<b>STRI?</b>	In <u>TEST</u>

HP-42S	WP 43S	Remarks
<b>TOP.FCN</b>	Dispensable	Obsolete since no top functions are overwritten.
TRACE	SF <b>T</b>	
TRANS	<b>[M]<sup>T</sup></b>	In <u>MATX</u>
UVEC	<b>UNITV</b>	In <u>MATX</u> and <u>CPX</u>
VARMENU	<b>VARMNU</b>	Truncated to 6 characters to fit the <i>menu</i> space.
VIEW		Press <b>VIEW</b> .
WMEAN	<b><math>\bar{x}_w</math></b>	In <u>STAT</u>
WRAP	<b>M.WRAP</b>	In <u>MATX</u>
XTOA	<b>x<math>\rightarrow</math><math>\alpha</math></b>	The conversion is done in <b>X</b> .
X<0?, X<Y?	<b>x&lt; ?</b>	In <u>TEST</u>
X≤0?, X≤Y?	<b>x≤ ?</b>	
X=0?, X=Y?	<b>x= ?</b>	
X≠0?, X≠Y?	<b>x≠ ?</b>	
X≥0?, X≥Y?	<b>x≥ ?</b>	
X>0?, X>Y?	<b>x&gt; ?</b>	
YINT	<b>L.R.</b>	In <u>STAT</u>
$y^x$		Press <b>y<sup>x</sup></b> .
$\Sigma$ REG	Dispensable	There are 100 global general purpose <i>registers</i> always. Statistical registers are separate.
$\Sigma$ REG?		
$\rightarrow$ DEC	$\rightarrow$ INT 10	Press <b># 1 0</b>
$\rightarrow$ HR		Press <b>.d</b>
$\rightarrow$ H.MS		Press <b>h.ms</b> ... for closed input.
$\rightarrow$ OCT	$\rightarrow$ INT 8	Press <b># 8</b>
$\rightarrow$ POL		Press <b><math>\rightarrow</math>P</b> .
$\rightarrow$ REC		Press <b>R<math>\leftarrow</math></b> .
%CH	$\Delta\%$	Press <b><math>\Delta\%</math></b> .
$\div$	$\overline{\div}$	Cf. ISO 80000-2: "The symbol $\div$ should not be used."

# Corresponding Operations on HP-16C

The table for the functions of the HP-16C is sorted following their appearance on its keyboard, starting top left. As for the HP-42S, only functions carrying different names on both calculators are listed.

HP-16C	WP 43S	Remarks
<span>RL</span> , <span>RLn</span>	RL	In <u>BITS</u>
<span>RR</span> , <span>RRn</span>	RR	
<span>RLC</span> , <span>RLCn</span>	RLC	
<span>RRC</span> , <span>RRCn</span>	RRC	
<span>÷</span>	<span>/</span>	(see also <i>ISO 80000-2</i> : “The symbol $\div$ should not be used.”)
<span>DBL÷</span>	DBL/	In <u>INTS</u>
<span>x<math>\rhd</math>(i)</span>	Superfluous	Any register may be used for indirection.
<span>x<math>\rhd</math>l</span>		
<span>SHOW HEX</span>	n/a	
<span>SHOW DEC</span>		
<span>SHOW OCT</span>		
<span>SHOW BIN</span>		
<span>B?</span>	BS?	In <u>BITS</u>
<span>GSB</span>	<span>XEQ</span>	
<span>HEX</span>	<span>#</span> <span>H</span>	
<span>DEC</span>	<span>#</span> <span>D</span>	
<span>OCT</span>	<span>#</span> <span>8</span>	
<span>BIN</span>	<span>#</span> <span>2</span>	
<span>SF</span> <span>3</span>	SF LEAD.0s	In <u>FLAGS</u> . Control display of leading zeros.
<span>CF</span> <span>3</span>	CF LEAD.0s	
<span>SF</span> <span>4</span> , <span>CF</span> <span>4</span>	SF <span>C</span> , CF <span>C</span>	Carry.
<span>SF</span> <span>5</span> , <span>CF</span> <span>5</span>	SF <span>B</span> , CF <span>B</span>	Overflow.
<span>F?</span>	FS?	In <u>FLAGS</u>

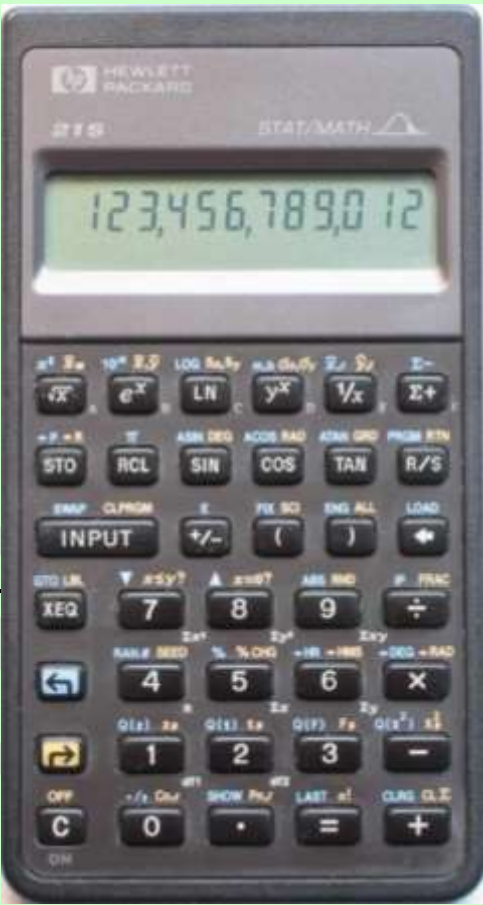
HP-16C	WP 43S	Remarks
	Dispensable	Any <i>register</i> may be used for indirection.
	CLP	In <u>CLR</u> . Note here is also CLPALL.
	CLREGS	In <u>CLR</u>
	Dispensable	See <i>Section 2</i> of the <i>OM</i> .
	Dispensable	64 <i>bits</i> can be displayed in one row.
	1COMPL	In <u>MODE</u> and <u>BITS</u> . Note here is also SIGNMT.
	2COMPL	
	UNSIGN	
	(  )	works if no <i>multi-view menu</i> is open.
	(  )	works if no <i>multi-view menu</i> is open.
	$x \leq ?$	In <u>TEST</u> . Note far more tests are covered here.
	$x < ?$	
	$x > ?$	
	$x > ?$	
	FIX	In <u>DISP</u>
	STATUS	In <u>FLAGS</u>
,	Dispensable	64 <i>bits</i> can be displayed in one row.
	$x \neq ?$	In <u>TEST</u> . Note far more tests are covered here.
	$x = ?$	



# Corresponding Operations on HP-21S

The table for the functions of HP-21S (starting overleaf) follows the same rules as the one for HP-16C. The HP-21S, however, is an algebraic calculator; hence its keys **INPUT**, **(**, **)**, and **=** have no direct equivalent on your WP 43S.

Consult the HP-21S OM for additional information about the four most important continuous statistical distributions and their applications.







HP-21S	WP 43S	Remarks
<b>(x̄w)</b>	<b>x̄w</b>	In <u>STAT</u>
<b>(x̄y)</b>	<b>x̄</b>	
<b>(sx, sy)</b>	<b>s</b>	
<b>(m.b)</b>	<b>L.R.</b>	
<b>(σx, σy)</b>	<b>σ</b>	
<b>(r̂.r)</b>	<b>r, x̂</b>	
<b>(ŷ.r)</b>	<b>r, ŷ</b>	
<b>PRGM</b>	<b>P/R</b>	
<b>SWAP</b>	<b>xzy</b>	
<b>CLPRGM</b>	<b>CLP</b>	In <u>CLR</u>
<b>INPUT</b>	Dispensable	This functionality is contained in ENTER. Also your WP 43S features a command called INPUT but this works in programs.
<b>(</b> , <b>)</b>	Dispensable	You can forget these keys in RPN.

HP-21S	WP 43S	Remarks
<b>LOAD</b>	n/a	Loads predefined programs in the <i>HP-21S</i> . Also your <i>WP 43S</i> features a command called <b>LOAD</b> but this recalls data from backup.
<b>ABS</b>	<b> x </b>	In <u>PARTS</u>
<b>RND</b>	<b>ROUND</b>	
<b>FRAC</b>	<b>FP</b>	
$\div$	$\overline{/}$	Cf. <i>ISO 80000-2</i> : "The symbol $\div$ should not be used."
<b>SEED</b>	<b>SEED</b>	In <u>PROB</u>
<b>%CHG</b>	<b><math>\Delta\%</math></b>	
<b>Q(z)</b>	<b>Norml<sub>e</sub></b>	In <i>submenus</i> of <u>PROB</u> .  Note your <i>WP 43S</i> features the normal distribution for <u>arbitrary</u> $\mu$ and $\sigma$ instead of the standardized one ( $\mu=0$ , $\sigma=1$ ). And the implementation of <u>inverse</u> distribution functions deviates on both calculators: your <i>WP 43S</i> calculates with the probability $P$ while the <i>HP-21S</i> calculates with the error probability $Q = 1 - P$ as input (cf. the <i>OM</i> , <i>Section 2</i> ). Labeling these functions on the <i>HP-21S</i> using the letter $p$ may add some confusion.
<b>z<sub>p</sub></b>	<b>Norml<sup>-1</sup></b>	
<b>Q(f)</b>	<b>t<sub>e</sub>(x)</b>	
<b>t<sub>p</sub></b>	<b>t<sup>-1</sup>(p)</b>	
<b>Q(F)</b>	<b>F<sub>e</sub>(x)</b>	
<b>F<sub>p</sub></b>	<b>F<sup>-1</sup>(p)</b>	
<b>Q(χ<sup>2</sup>)</b>	<b>χ<sup>2</sup><sub>e</sub>(x)</b>	
<b>(χ<sup>2</sup>)<sub>p</sub></b>	<b>(χ<sup>2</sup>)<sup>-1</sup></b>	
<b>Cn.r</b>	<b>COMB</b>	
<b>Pn.r</b>	<b>PERM</b>	In <u>PROB</u>
<b>LAST</b>	<b>RCL L</b>	
<b>=</b>	Dispensable	You can forget this key in <i>RPN</i> .
<b>n!</b>	<b>x!</b>	
<b>CLRG</b>	<b>CLREGS</b>	In <u>CLR</u>

# Corresponding Operations on WP 34S

The WP 34S and WP 43S share over 90% of their function sets. It was our objective that your WP 43S is equal or better than the WP 34S in every aspect. Most of the discrepancies between both calculators are caused by their different displays. Thus, your WP 43S allows for *softkeys* – the WP 34S can only carry four *hotkeys* instead. Also dealing with matrices is greatly eased by the large high resolution dot matrix display of your WP 43S; thus some elementary matrix commands of the WP 34S are not required anymore on your WP 43S.

Remarks printed on light grey indicate commands being either default settings or obsolete on your WP 43S while you must use them on the WP 34S.

WP 34S	WP 43S	Remarks
ANGLE	$\angle$	
Binom <sub>u</sub>	Binom <sub>e</sub>	
Cauch <sub>u</sub>	Cauch <sub>e</sub>	
CL $\alpha$	0  	Check the OM for the conditions when this register is used.
CONST		For keyboard space reasons.
CONV		
DBLOFF	Dispensable	Your WP 43S features <i>34-digit data types</i> – it does neither need nor feature a <i>double precision</i> mode.
DBLON		
Expon <sub>u</sub>	Expon <sub>e</sub>	
F <sub>u</sub> (x)	F <sub>e</sub> (x)	
dRCL	Dispensable	Your WP 43S features various <i>data types</i> .

WP 34S	WP 43S	Remarks
gCLR, gDIM, gDIM?, gFLP, gPIX?, gPLOT, gSET	n/a	The <i>LCD</i> of your <i>WP 43S</i> features 240 × 400 px rows compared to 6 × 43 px of <i>HP-30b</i> – the graphic paradigm of <i>WP 34S</i> makes no sense on your <i>WP 43S</i> . On the other hand, it was not our objective designing a graphing calculator. Thus, we include just the basic graphic support of <i>HP-42S</i> (AGRAPH, CLLCD, PIXEL) plus POINT.
Geom <sub>u</sub>	<b>Geom<sub>e</sub></b>	
GTO $\alpha$	Dispensable	Use <b>GTO</b> with an appropriate parameter instead.
H.MS+, H.MS–	Dispensable	Your <i>WP 43S</i> features a dedicated <i>data type</i> for <i>times</i> , so <b>+</b> and <b>–</b> suffice for adding or subtracting sexagesimal times, respectively.
INTM?	Dispensable	Your <i>WP 43S</i> features dedicated <i>data types</i> for integers – it does neither need nor feature an integer mode.
iRCL	Dispensable	Your <i>WP 43S</i> features various <i>data types</i> .
I <sub>x</sub>	<b>I<sub>xyz</sub></b>	This is a triadic function after all.
Lgnrm <sub>u</sub>	<b>LgNrm<sub>e</sub></b>	
L <sub>n</sub>	<b>L<sub>m</sub></b>	Renamed to avoid search conflict with LN.
L <sub>n<math>\alpha</math></sub>	<b>L<sub>m<math>\alpha</math></sub></b>	Renamed in consequence to <b>L<sub>m</sub></b> .
Logis <sub>u</sub>	<b>Logis<sub>e</sub></b>	
MROW+x, MROW <sub>x</sub>	Dispensable	Obsolete matrix commands.
MROW $\rightleftharpoons$	<b>M.R<math>\rightleftharpoons</math>R</b>	
M+x	Dispensable	Obsolete matrix command.
M <sup>–1</sup>	<b>[M]<sup>–1</sup></b>	
M-ALL, M-COL, M-DIAG, M-ROW	Dispensable	Obsolete matrix commands.

WP 34S	WP 43S	Remarks
Mx	Dispensable	Your WP 43S features two dedicated <i>data types</i> for matrices. Thus you can simply multiply two matrices using $\boxed{\times}$ and copy matrices like any other objects.
M.COPY		
M.IJ, M.REG	Dispensable	Obsolete matrix commands.
nBITS	<b>#B</b>	
nCOL, nROW	Dispensable	Obsolete matrix commands.
Norml <sub>u</sub>	<b>Norml<sub>e</sub></b>	
Poiss <sub>u</sub>	<b>Poiss<sub>e</sub></b>	
REALM?	Dispensable	Your WP 43S features a dedicated <i>data type</i> for <i>reals</i> – it does not need a <i>real</i> mode.
REGS, REGS?	Dispensable	The number of global general purpose <i>registers</i> is fixed to 100 on your WP 43S.
SEND, SENDP, SENDER, SENDS	<b>SEND</b>	SEND combines all those four commands of the WP 34S.
SEPOFF, SEPON	<b>GAP</b>	
SHOW	<b>RBR</b>	
sRCL	Dispensable	Your WP 43S features various <i>data types</i> .
TRANSP	<b>[M]<sup>T</sup></b>	
TSOFF	<b>GAP 0</b>	
TSON	<b>GAP 3</b>	
t <sub>u</sub> (x)	<b>t<sub>e</sub>(x)</b>	
VIEW <sub>α</sub> , VW <sub>α</sub> +	Dispensable	Use $\boxed{\text{VIEW}}$ instead; <i>alpha strings</i> are just another <i>data type</i> . Combine text and numeric data easily using $\boxed{+}$ as shown in the OM, Sect. 2.
Weibl <sub>u</sub>	<b>Weibl<sub>e</sub></b>	
XEQ <sub>α</sub>	Dispensable	Use $\boxed{\text{XEQ}}$ with an appropriate parameter instead.

WP 34S	WP 43S	Remarks
XTAL?	Dispensable	A quartz crystal is installed by default.
YDOFF, YDON	Dispensable	Your WP 43S displays <i>y</i> whenever possible and wanted. See DSTACK.
αDATE, αDAY	Dispensable	You can combine text and numeric data easily using $\boxed{+}$ as shown in <i>Section 2</i> of the OM.
αGTO	Dispensable	Use $\boxed{\text{GTO}}$ w/ an appropriate parameter instead.
αIP, αMONTH	Dispensable	You can combine text and numeric data easily using $\boxed{+}$ as shown in <i>Section 2</i> of the OM.
αRCL, αRC#	Dispensable	Your WP 43S features various <i>data types</i> and 'knows' which type is in the <i>register</i> specified. Appending <i>alpha strings</i> is done by $\boxed{+}$ .
αSTO	Dispensable	Simply press $\boxed{\text{STO}}$ instead (any <i>register</i> can take an <i>alpha string</i> ).
αTIME	Dispensable	See αDATE.
αXEQ	Dispensable	Use $\boxed{\text{XEQ}}$ with an appropriate parameter instead.
β	$\beta(x,y)$	
Γ	$\Gamma(x)$	
ΔDAYS	Dispensable	Simply subtract two <i>dates</i> .
ζ	$\zeta(x)$	
Φ(x) ...	Dispensable	Use NORML... with $\mu=0$ and $\sigma=1$ instead.
$\chi^2_u(x)$	$\chi^2_e(x)$	
→H	→HR	
$\square$ PLOT	n/a	See gCLR.
$\square$ C <sub>r<sub>XY</sub></sub>	Dispensable	Use $\square$ r instead.
$\square$ α, $\square$ α+, $\square$ +α	Dispensable	Combine text and numeric data easily using $\boxed{+}$ as shown in <i>Section 2</i> of the OM. Then use $\square$ r.
$\square$ ?	Dispensable	A quartz crystal and the proper firmware for printing are installed by default.

## New Commands on your WP 43S


The following table lists the commands and pseudo-commands created for your WP 43S (and for preceding WP calculators, if applicable), offering new or extended functionality compared to earlier HP RPN and algebraic pocket calculators. In total, these are more than 340 operations, not counting the unit conversions and constants provided; 55 of them are even new or extended compared to earlier WP calculators. The commands are printed below as spelled on your WP 43S.

Command	WP 43S	WP 31S	WP 34S
$2^x$ AGM	●	—	new
ALL	●	●	extended
AND ASR NOT OR XOR	●	—	extended
BACK CASE SKIP	●	—	new
BATT?	●	●	new
BC? FB	●	—	new
BestF	extended	●	●
BestF?	new	—	—
Binom <sub>p</sub> Binom <sub>Δ</sub> (of <i>Binomial distribution</i> )	●	●	new
B <sub>n</sub> B <sub>n</sub> <sup>*</sup> CEIL FLOOR	●	—	new
Cauch <sub>p</sub> Cauch <sub>Δ</sub> Cauch <sub>Δ</sub> Cauch <sup>-1</sup>	●	●	new
CauchF GaussF HypF ParabF RootF	new	—	—
CLCVAR	new	—	—
CLFall CLPall CONJ CONVG? COV	●	—	new
CX→RE RE→CX	new	—	—
DATE TIME	●	—	(●)
DATE→ DAY MONTH YEAR →DATE	●	—	new
DEC DSL INC ISE	●	—	new
DECOMP	●	●	new
DEG→ D.MS→ GRAD→ RAD→	●	—	new

Command	WP 43S	WP 31S	WP 34S
DROP	●	—	new
DROPy DSTACK	new	—	—
D→J J→D	●	—	new
EIGVAL EIGVEC	new	—	—
ENTRY?	●	—	new
EQ.DEL EQ.EDI EQ.NEW	new	—	—
erf erfc ERR MSG	●	—	new
EVEN? ODD?	●	—	new
Expon <sub>p</sub> Expon <sub>Δ</sub> Expon <sub>Δ</sub> Expon <sup>-1</sup>	●	●	new
EXPT MANT	●	—	new
FBR	new	—	—
FC?F FC?S FF FS?F FS?S	●	—	new
FIB	●	—	new
FILL	●	●	new
FLASH? FP?	●	—	new
F <sub>p</sub> (x) F <sub>Δ</sub> (x) (of <i>F</i> distribution)	●	●	new
f' f''	new	—	—
f'(x) f''(x)	extended	—	new
GAP	extended	●	new
GCD LCM	●	●	new
g <sub>d</sub> g <sub>d</sub> <sup>-1</sup>	●	—	new
Geom <sub>p</sub> Geom <sub>Δ</sub> Geom <sub>Δ</sub> Geom <sup>-1</sup>	●	—	new
H <sub>n</sub> H <sub>np</sub> L <sub>m</sub> L <sub>mα</sub> P <sub>n</sub> T <sub>n</sub> U <sub>n</sub>	●	—	new
Hyper <sub>p</sub> Hyper <sub>Δ</sub> Hyper <sub>Δ</sub> Hyper <sup>-1</sup>	new	—	—
IDIV	●	—	new
IDIVR IM RE	new	—	—
INT? I <sub>xyz</sub> IΓ <sub>p</sub> IΓ <sub>q</sub>	●	—	new



Command	WP 43S	WP 31S	WP 34S
$J_y(x)$	new	—	—
J/G	extended	●	new
KEY? KTYP? LBL? LEAP?	●	—	new
$LgNrm_p$ $LgNrm_{\Delta}$ $LgNrm_{\Delta}$ $LgNrm^{-1}$	●	—	new
$LN\beta$ $LN\Gamma$ LOADP LOADR LOADSS LOAD $\Sigma$ LocR LocR? $LOG_2$ $LOG_{xy}$	●	—	new
LOAD SAVE	●	●	new
$Logis_p$ $Logis_{\Delta}$ $Logis_{\Delta}$ $Logis^{-1}$	●	●	new
max min MIRROR	●	—	new
MOD	●	●	new
$MUL\pi$ $MUL\pi\rightarrow$	new	—	—
M.LU M.SQR? NAND NaN? NEIGHB NOR	●	—	new
$NBin_p$ $NBin_{\Delta}$ $NBin_{\Delta}$ $NBin^{-1}$	new	—	—
NEXTP PRIME?	●	●	new
$Norml_p$ $Norml_{\Delta}$ $Norml_{\Delta}$ $Norml^{-1}$	●	●	new
$n\Sigma$ (callable by name)	●	●	new
OrthoF PLOT POINT	new	—	—
PAUSE	●	—	extended
$Poiss_p$ $Poiss_{\Delta}$ $Poiss_{\Delta}$ $Poiss^{-1}$	●	●	new
PopLR PRCL PSTO PUTK	●	—	new
RANGE RANGE?	new	—	—
RBR	●	●	new
RCLCFG STOCFG	extended	—	new
RCLS STOS	●	—	new
$RCL\uparrow$ $RCL\downarrow$ $STO\uparrow$ $STO\downarrow$	●	—	new
RDP RECV SEND	●	—	new
$Re\frac{1}{2}Im$	new	—	—
RJ	●	—	new
RL RLC RR RRC	●	—	extended

Command	WP 43S	WP 31S	WP 34S
RMD	●	●	extended
RM RM? ROUNDI RSD RTN+1 R-CLR R-COPY R-SORT R-SWAP	●	—	new
SDIGS? SETSIG	new	—	—
SDL SDR SETCHN SETEUR SETIND SETJPN SETUK SETUSA	●	—	new
SETDAT SETTIM	●	—	(●)
SIGNMT sinc	●	—	new
SL SR	●	—	extended
SLVQ SMODE? SPEC?	●	—	new
$s_m$ $s_{mw}$ $s_w$	●	●	new
SNAP	new	—	—
SSIZE?	●	●	new
STATUS	extended	—	extended
$s_{xy}$	●	—	new
TDISP	new	—	—
TICKS	●	—	new
TIMER	●	—	(●)
TOP? ULP?	●	—	new
$t_p(x)$ $t_{\Delta}(x)$ (of $t$ distribution)	●	●	new
$t_z$ $y_z$ $z_z$ $z$	●	—	new
 (UNDO)	●	new	—
$V_4$	new	—	—
VERS? WDAY WHO?	●	●	new
Weibl <sub>p</sub> Weibl <sub>Δ</sub> Weibl <sub>Δ</sub> Weibl <sup>-1</sup>	●	●	new
$w_m$ $w_p$ $w^{-1}$ WSIZE? $\bar{x}_G$ XNOR	●	—	new
$\bar{x}_G$	●	●	new
$\bar{x}_H$ $\bar{x}_{RMS}$ $x \rightarrow \text{DATE}$	new	—	—
$x < ?$ $x \leq ?$ $x = ?$ $x \neq ?$ $x \geq ?$ $x > ?$	extended	—	extended
$x = +0?$ $x = -0?$ $x \approx ?$	●	—	new

Command	WP 43S	WP 31S	WP 34S
$y^x$	extended	●	●
Y.MD	●	●	new
$\alpha$ LENG?	extended	—	●
$\alpha$ POS?	extended	—	—
$\alpha$ RL $\alpha$ RR $\alpha$ SL $\alpha$ SR	●	—	extended
$\beta(x,y)$ $\Gamma_{xy}$ $\gamma_{xy}$ $\varepsilon$ $\varepsilon_m$ $\varepsilon_p$ $\zeta(x)$ $\Pi$ $\Sigma$ $\sigma_w$	●	—	new
$\Sigma^1/x$ $\Sigma^1/x^2$ $\Sigma^1/y$ $\Sigma^1/y^2$ $\Sigma \ln y/x$ $\Sigma x^2/y$ $\Sigma x^3$ $\Sigma x^4$ $\Sigma x/y$	new	—	—
$\Sigma \ln^2 x$ $\Sigma \ln^2 y$ $\Sigma \ln x$ $\Sigma \ln xy$ $\Sigma \ln y$ $\Sigma x$ $\Sigma x^2$ $\Sigma x^2 y$ $\Sigma x \ln y$ $\Sigma xy$ $\Sigma y$ $\Sigma y \ln x$ $\Sigma y^2$ (callable by names)	●	●	new
$\chi^2_p(x)$ $\chi^2_{\Delta}(x)$ (of <i>chi-square distribution</i> )	●	●	new
$(-1)^x$ $x$ MOD $\wedge$ MOD	●	—	new
$\pm\infty?$	new	—	—
$\rightarrow$ DEG $\rightarrow$ RAD	●	●	new
$\rightarrow$ D.MS $\rightarrow$ MUL $\pi$	new	—	—
$\rightarrow$ GRAD	●	—	new
$\rightarrow$ INT $\rightarrow$ REAL	new	—	—
ADV CHAR r REGS TAB # MODE	●	—	(new)
WIDTH	extended	—	(new)
	●	●	new

The statements in parentheses in the rightmost column refer to the WP 34S with optional quartz and capacitors installed (please see its manual).

## Reference Literature

As mentioned above, some advanced functionality of your *WP 43S* is taken over from previous *HP* calculators. The following vintage *HP* material is recommended as source of in-depth information (as far as calculating, programming, and applications are concerned) about the topics listed, from a calculator point of view. All the manuals listed below are entirely contained in a document set distributed by the *Museum of HP Calculators* (see <http://www.hpmuseum.org/cd/cddesc.htm>). They can be also found in the internet, some even provided by *HP* still.

Topic	Recommended literature
General calculation examples and applications	All vintage <i>HP</i> calculator manuals can be recommended
Root finding and numeric integration	<i>HP-34C Owner's Handbook and Programming Guide</i> <sup>74</sup> <i>HP-15C Owner's Handbook</i> <sup>75</sup> <i>HP-15C Advanced Functions Handbook</i> <sup>76</sup> <i>HP-42S Programming Examples &amp; Techniques</i> <sup>77</sup>
Accuracy of numerical calculations	<i>HP-15C Advanced Functions Handbook</i> , pp. 172 – 211. <sup>76</sup>
Statistical distributions and their application	<i>HP-21S Owner's Manual</i> <sup>78</sup>
Financial calculations	<i>HP-17BII+ User's Guide</i> <sup>79</sup>

---

<sup>74</sup> Read here: <https://www.yumpu.com/en/document/read/19323790/hp34c-slide-rule-museum>

<sup>75</sup> Download a reprint from <http://h10032.www1.hp.com/ctg/Manual/c03030589.pdf>

<sup>76</sup> Download a reprint from <http://h10032.www1.hp.com/ctg/Manual/c03308725.pdf>

<sup>77</sup> Download from <http://www.hp41.net/forum/fileshp41net/hp42s-programming-examples.pdf>

<sup>78</sup> Download from <https://www.manualslib.com/manual/940232/Hp-Hp-21s.html#manual>

<sup>79</sup> Download a reprint from <http://h10032.www1.hp.com/ctg/Manual/c00363348.pdf>

Topic	Recommended literature
Manipulating bits and short integers	<i>HP-16C Owner's Handbook</i> <sup>80</sup>
Programming	<i>HP-42S Owner's Manual</i> <sup>81</sup> <i>HP-42S Programming Examples &amp; Techniques</i> <sup>77</sup>

Depending on your educational background and professional qualification, textbooks about various mathematical, scientific, or engineering topics may be helpful in addition. Ensure you know enough about what you compute (and check footnote 89 on p. 228 below as well as the last paragraph on p. 16 of the *OM*).

Note that the floating point standard *IEEE 754* was developed in 1985, i.e. after most of the pocket calculators mentioned above were launched (see e.g. [https://en.wikipedia.org/wiki/Floating-point\\_arithmetic](https://en.wikipedia.org/wiki/Floating-point_arithmetic) as a starter, also about floating point numbers in general).

---

<sup>80</sup> Download from <http://www.hp41.net/forum/fileshp41net/hp16c.pdf>

<sup>81</sup> Download from <http://www.hp41.net/forum/fileshp41net/manual-hp42s-us.pdf>

## APPENDIX E: EMULATING A WP 43S ON YOUR COMPUTER

Under Windows, you can ...

- a) use **MSYS2 MinGW 64-bit**, a runtime environment for *gcc*. You get it here <https://www.msys2.org>. Install it following the on-site instructions until beginning of step 6. Then enter in the black window:

```
pacman -S mingw-w64-x86_64-gcc git base-devel  
mingw-w64-x86_64-gtk3  
  
cd wp43s      for changing to the proper directory.  
git pull      for pulling the changed files from gitlab repository.82  
make          for building a new wp43s.exe.83  
rm backup.bin for starting with the simulator reset to default.  
./wp43s       for starting the simulator. Continue with c).
```

- b) alternatively do the following:

Open the folder

[https://gitlab.com/Over\\_score/wp43s/tree/master/windows%20binaries](https://gitlab.com/Over_score/wp43s/tree/master/windows%20binaries) .

Open `README.md` and proceed as described therein.

Eventually run `wp43s.exe`.

- c) The simulator window will open (looking like one of the pictures overleaf though larger).

---

<sup>82</sup> Sometimes, this step may terminate with an error due to conflicting local changes. The message reads “Please commit or stash your changes before you merge” (or a bad translation into your language). Then enter **git reset --hard** and try again thereafter.

<sup>83</sup> There may be files updated by **git pull** but no new build possible sometimes. Then **make** will throw a corresponding message.

There may be also other obstacles; then **make mrproper** will clean the field for a subsequent **make** (this can not, however, overcome real errors in the software).

(These pictures of the simulator surface printed here show an earlier keyboard layout. The landscape window below will open if screen resolution does not suffice for portrait display.)

Operate the simulator with the mouse. The ten digits as well as  $\square$ , **ENTER**,  $+$ ,  $-$ ,  $\times$ , and  $\div$  may also be entered via the numeric keypad directly,  $\leftarrow$  via  $\leftarrow$ Backspace],  $\uparrow$  and  $\downarrow$  via the cursor keys. Further computer keyboard shortcuts to simulator keys are listed overleaf.






Pressing ...

... **h** copies the entire simulator screen image to the clipboard.

... **x** copies the full content of **X** to the clipboard.

... **z** copies the full contents of all 12 lettered *registers* thereto.

... **Z** copies the full contents of all 112 global *registers* thereto.

Current content of *register* **L** is shown top left in the simulator window. Instead of the low-battery indicator  making no sense on a PC application, 'SL' is displayed far right in the *status bar* whenever *automatic stack lift* is enabled (cf. *Section 1* of the *OM*).

<sup>84</sup> Capitals are printed green here for better differentiation.



## **APPENDIX F: FLASHING AND UPDATING YOUR WP 43S**

There are two ways to get your *WP 43S*, in principle:

1. You can flash an existing *DM42* or
2. you can buy a *WP 43S* off the shelf.

Way 1 allows you to repurpose a *DM42* you own already, so you may save costs – on the other hand, you will have to live with stickers on the keys then; this way is explained in next chapter. The chapter thereafter (starting on p. 213) describes how to update your existing *WP 43S* when a new firmware becomes available.

### **How to Flash Your *WP 43S***

#### **1) Under *Windows*:**

- a) Start your computer. Take your *DM42* and turn it on. Then press



- 5** System
- 2** Enter system menu
- 4** Reset to *DMCP* menu


Now connect your computer to the calculator *USB* socket using a proper data transfer cable. The flash disk of your *DM42* should show up as an external mass storage volume after you pressed ...

- 6** Activate *USB* disk

- b) Start the internet browser on your computer and go to [https://gitlab.com/Over\\_score/wp43s/tree/master/DM42\\_binary](https://gitlab.com/Over_score/wp43s/tree/master/DM42_binary).



Copy *WP43S.pgm* to the *DM42* flash disk. (Option: Copy also *keymap.bin* to the *DM42* flash disk. This will reassign keys to

match the *WP 43S* layout also when leaving *WP 43S*. Unless you have done this, EXIT/ON remains bottom left.)

- c) Press  **SETUP** **5** **2** **4** **3** *WP43S.pgm* **ENTER** **ENTER**. Wait for flashing completed (~15 s). Then press **EXIT** **EXIT** **1** **EXIT**. Now, your *WP 43S* is up and waiting for your commands.



The two files supplied (*Key\_stickers.xcf*, *WP43S\_overlay.xcf*) are *GIMP* images to ease your life as long as you rely on a converted *DM42* to get your *WP 43S*. Print them, cut, and apply (see this picture of an earlier *WP 43S* layout).

To leave the *WP 43S* program, enter  **MODE**  **SYSTEM** to return to the *DMCP* system. If you chose the option above, the key assignments will stay as they were in *WP 43S* when navigating therein (due to *keymap.bin*).

To retrieve the original *DM42* keyboard layout (cf. p. 160), copy the file

original\_DM42\_keymap.bin to the *DM42* flash disk, rename it *keymap.bin* and RESET the *DM42*. Look here for more information: [http://www.swissmicros.com/dm42/devel/dmcp\\_devel\\_manual/](http://www.swissmicros.com/dm42/devel/dmcp_devel_manual/)

## 2) Under OSX (Mac):

Here is *Harald Overbeek's* step by step solution if you want the *WP 43S* running on OSX:

- a) Install *XCode* from the *App Store*.
- b) Clone the source code of the *WP 43S* project by opening *Xcode* and clone it using [https://gitlab.com/Over\\_score/wp43s.git](https://gitlab.com/Over_score/wp43s.git). Cloning the project has some advantages over downloading the code. It makes sure *XCode* tracks the changes, for example.
- c) Install *MacPorts* using <https://guide.macports.org/chunked/installing.macports.html>
- d) Thereafter install the following *MacPorts* one by one:

```
sudo port install gcc9
sudo port install gtk3
sudo port install freeType
sudo port install pkgconfig
sudo port install x11
sudo port install dbus
```
- e) Then run the *makefile* from the root directory of the project (probably **wp43s**)
- f) When the project has successfully compiled, run the program, for example like this: **./wp43s**

In the terminal window the following warning may appear:

```
Gtk-WARNING **: 11:23:52.903: Locale not supported by C library.
Using the fallback 'C' locale.
```

Solve this by entering:

```
export LC_ALL="en_US"
export LANG="en_US"
export LANGUAGE="en_US"
export C_CTYPE="en_US"
export LC_NUMERIC=
export LC_TIME="en_US"          ... or similar locale settings.
```

If you get this error:

```
dbus[1369]: Dynamic session lookup supported but failed: launchd did not
provide a socket path, verify that org.freedesktop.dbus-session.plist
is loaded!
```

use this:

```
sudo launchctl load -w /Library/LaunchDaemons/org.freedesktop.dbus-
system.plist
launchctl load /Library/LaunchAgents/org.freedesktop.dbus-session.plist
export DBUS_SESSION_BUS_ADDRESS="launchd:env=DBUS_FINK_
SESSION_BUS_SOCKET"
```

After that I get no more warnings or error messages.

On the first 'make' I got error messages about header files that could not be found. I solved this by adding the following lines to the *makefile*. After:

```
else ifeq ($(detected_OS),Darwin) # Mac OS X
CFLAGS += -D OSX
add:
CFLAGS += -I/opt/local/include/
CFLAGS += -I/opt/local/include/glib-2.0/
CFLAGS += -I/opt/local/lib/glib-2.0/include/
CFLAGS += -I/opt/local/include/gtk-3.0/
CFLAGS += -I/opt/local/include/pango-1.0/
CFLAGS += -I/opt/local/include/cairo/
CFLAGS += -I/opt/local/include/gdk-pixbuf-2.0/
CFLAGS += -I/opt/local/include/atk-1.0/
CFLAGS += -I/opt/local/include/freetype2
```

On my machine I put the project into ~/wp43s. However, the application searches for the `wp43s_pre.css` in the local home directory. If no calculator window comes up, copy the css-file:

```
cp wp43s_pre.css ~
```






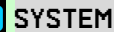
Let me know if this does not work.

## How to Update Your WP 43S

If you have *Free42* (*DM42*) still running on your calculator then proceed as demonstrated in previous chapter.

Else *WP 43S* is installed on your calculator already. Then:

1. Start your computer.
2. Take your calculator and turn it on.

Use   to save your programs and data. Then leave *WP 43S* pressing     to return to the *DMCP* system. If you had copied `keymap.bin` of *WP 43S* before last flashing, key assignments will stay as they were when navigating in the *DMCP* system – else the *Free42* assignments will become valid (cf. p. 160).













3. Connect your computer to the calculator *USB* socket using a proper data transfer cable. The flash disk of your calculator should show up as an external mass storage volume after you pressed ...

 Activate *USB* Disk

4. Start the internet browser on your computer and go to [https://gitlab.com/Over\\_score/wp43s/tree/master/DM42%20binary](https://gitlab.com/Over_score/wp43s/tree/master/DM42%20binary).

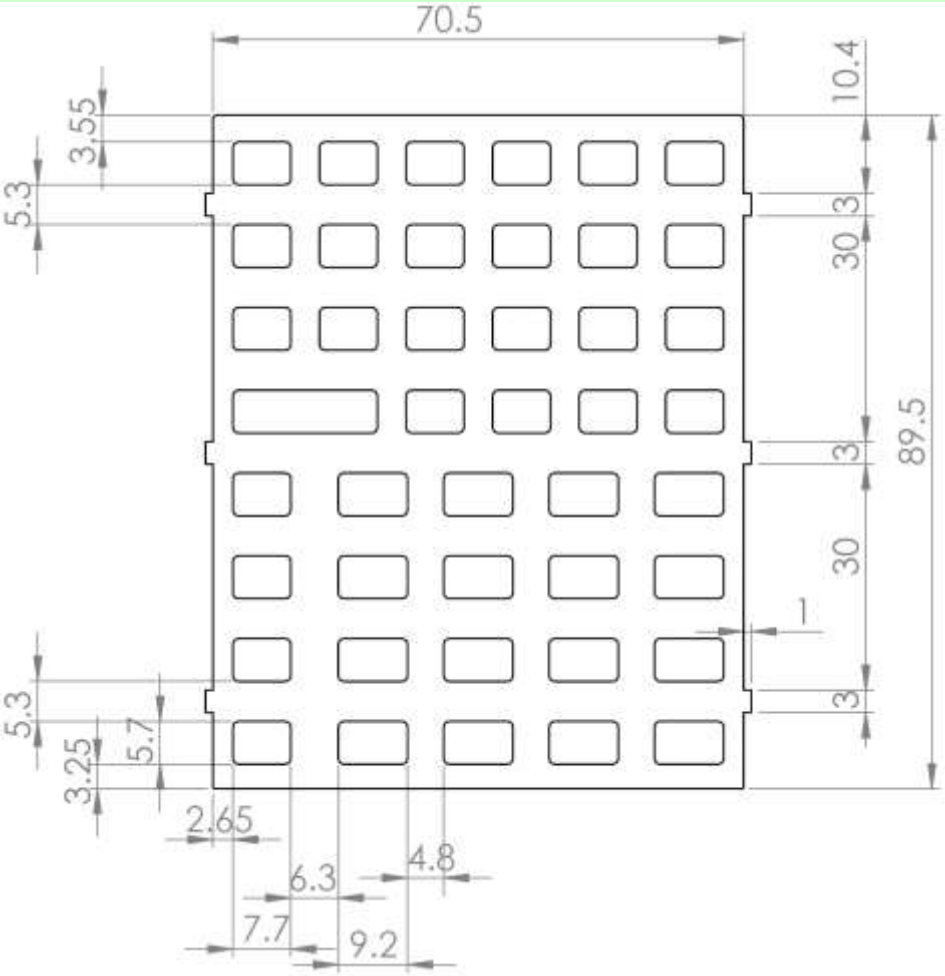
Copy `WP43S.pgm` to the *DM42* flash disk.

Option: Copy `keymap.bin` to the *DM42* flash disk if you have not done so far. This will reassign keys to match the *WP 43S* layout also when leaving *WP 43S*. Unless you have done this, *ON* remains bottom left.

5. Press    (Load Program), select `WP43S.pgm`, and press  .
6. Wait for flashing completed (~15 s). Then press    . Recall your saved programs and data via   . You can resume your work with your updated *WP 43S* now.

# Overlays

See overleaf the drawing for a blank overlay. All dimensions are given in *millimeters*. Note the overall width is 72.5 mm.



Find the original print of your keys and keyplate for the current version of WP 43S on the last page of this manual, printed to scale.

## APPENDIX G: TROUBLESHOOTING GUIDE

### Calculator Frozen

There are several ways to put your calculator in a freeze state wherein it will not react on any keys you press, even without flashing *WP 43S*. Usually, pressing the RESET button on its rear side should bring it back to life. If this does not work, however, the following should do:

1. Open your calculator by unfastening the two bolts at the top of its backside. You will probably find a printed circuit board (PCB) whose top looks like this →

(cf. p. 163 for a PCB of an early *DM42*)

In any case, you will see two small buttons, one labeled RESET.

The other one is called PGM.



2. Now:
  - a. Press and hold the PGM button.
  - b. Press and release the RESET button.
  - c. Release the PGM button.

This sequence shall reset your *DM42* and put it in bootloader mode.<sup>85</sup>

3. Then you can reflash your calculator using `dm_tool.exe` as described in [https://www.swissmicros.com/dm42/doc/dm42\\_user\\_manual/](https://www.swissmicros.com/dm42/doc/dm42_user_manual/).

---

<sup>85</sup> If this method should not work, however, this may point to a real hardware problem. We recommend contacting *SwissMicros* then.

## Keymap Trouble

If you find you have loaded a `keymap.bin` not matching the layout you wanted or you do not find the keys properly assigned then reset your calculator this way (assuming both calculator and computer running and connected):

1. Find where MODE went on the calculator and call it.
2. With MODE open, enter **g** **SYSTEM** to return to the *DMCP* system.
3. Press **6** (Activate *USB* Disk).
4. Start the internet browser on your computer and go to [https://gitlab.com/Over\\_score/wp43s/tree/master/DM42%20binary](https://gitlab.com/Over_score/wp43s/tree/master/DM42%20binary).
5. Copy `original_DM42_keymap.bin` to the flash disk, rename it `keymap.bin` and RESET the *DM42*.
6. Press **EXIT**, then the bottom left key – else you will run into the same troubles again.

Then your *WP 43S* is up and waiting for your orders.



**APPENDIX H: ADVANCED MATHEMATICAL  
FUNCTIONS AND TASKS**

Your *WP 43S* contains several operations covering advanced mathematics. Most of them are taken over from *WP 34S*, some are implemented here for the first time on an *RPN* calculator. Find those functions collected here and described in more detail than in the *IOI*, together with a few traditional pocket calculator functions matching the topic.

For reasons explained in *Section 1*, we assume you are able to read and understand mathematical formulas for *real* and *complex* domain functions.

Ensure you understand the respective fundamental mathematical concepts; else leave these functions aside. By experience, it is only beneficial to use something you overview and know the background of – otherwise it may even become dangerous for you and your fellow men.

**Number Generating Functions**

The following are all *monadic* functions except COMB and PERM.

Name	Remarks (see pp. 12ff for general information)
$B_n$	$B_n$ returns the Bernoulli number for an integer $n > 0$ given in <b>X</b> : $B_n = (-1)^{n+1} \cdot n \cdot \zeta(1 - n)$
$B_n^*$	$B_n^*$ works with the old definition instead: $B_n^* = 2 \cdot \frac{(2n)!}{(2\pi)^{2n}} \cdot \zeta(2n)$ See p. 253 for $\zeta(x)$ .

Name	Remarks (see pp. 12ff for general information)
COMB, PERM	<p>For <math>y \geq x \geq 0</math> and <math>x, y \in \mathbb{N}</math>, <math>C_{y,x} = \binom{y}{x} = \frac{y!}{x!(y-x)!}</math> is the number of <i>combinations</i> and <math>P_{y,x} = \frac{y!}{(y-x)!} = x! \cdot C_{y,x}</math> the number of <i>permutations</i> of <math>x</math> and <math>y</math> as explained in the <i>IOP</i> (see pp. 26 and 60, respectively).</p> <p>Note <math>C_{y,0} = 1</math>, <math>C_{y,1} = y</math>, and <math>C_{y,2} = \frac{1}{2}y(y-1)</math>.</p> <p><math>C_{y,x}</math> applies to the <i>binomial distribution</i> (see p. 219): In a <i>Galton box</i><sup>86</sup> (a.k.a. <i>bean machine</i>) featuring <math>y</math> rows of pins and fed with <math>2^y</math> balls, <math>C_{y,x}</math> is the number of balls expected in column <math>x</math> of that box (start column counting with zero).</p> <p>Generally, <math>P_{y,x} = \frac{\Gamma(y+1)}{\Gamma(y-x+1)}</math> and <math>C_{y,x} = \frac{\Gamma(y+1)}{\Gamma(x+1) \cdot \Gamma(y-x+1)}</math> work also for non-integer numbers and in <i>complex</i> domain.</p>
FIB	<p>For integers, FIB returns the <i>Fibonacci</i> number <math>f_n</math> with <math>n = x</math>. The <i>Fibonacci</i> numbers are defined as <math>f_0 = 0</math>, <math>f_1 = 1</math>, and <math>f_n = f_{n-1} + f_{n-2}</math> for <math>n \geq 2</math>. With UNSIGN, <math>f_{93}</math> is the maximum before an overflow occurs.</p> <p>Else FIB returns the extended Fibonacci number</p> $F_x = \frac{1}{\sqrt{5}} [\Phi^x - \Phi^{-x} \cos(x\pi)]$ <p>for an arbitrary <i>real</i> or <i>complex</i> number <math>x</math>, with <math>\Phi = \frac{1+\sqrt{5}}{2}</math> denoting the golden ratio.</p>

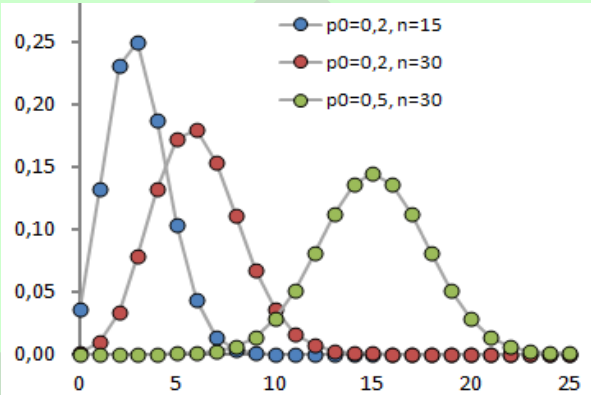
<sup>86</sup> Translator's note: This is called «Planche de Galton» in French, "Galtonbrett" in German, and "macchina di Galton" in Italian. Note the subtle differences in naming. Galton invented his box in 1889.

# Statistical Distributions

Stack-wise, the following are all *monadic* functions, stored in **PROB**. Actually, they feature more parameters though. Those are supplied in the registers **I**, **J**, and **K** as applicable and mentioned below.

In the following text, the five **discrete distributions** are covered first, the eight continuous ones thereafter. Typical plots are shown for the *PMF's* or *PDF's*.

**Binom:** *Binomial distribution* with the number of successes **g** in **X**, the gross probability of a success **p<sub>0</sub>** in **I** and the sample size **n** in **J**.



BINOM<sub>p</sub> returns

$$p_B(g;n;p_0) = \binom{n}{g} \cdot p_0^g \cdot (1-p_0)^{n-g} = C_{n,g} \cdot p_0^g \cdot (1-p_0)^{n-g} \quad (\text{see$$

COMB on p. 218 for the explanation of the notation).

BINOM returns  $F_B(m;n;p_0) = \sum_{g=0}^m p_B(g;n;p_0)$  with the maximum number of successes **m** in **X**.

The *binomial distribution* is fundamental for error statistics in industrial sampling, e.g. for designing test plans.

**Example:** What is the probability for finding no faulty item in a sample of 15 items drawn from a batch of 300 wherein you expect 3% defective items overall? This will tell you:

.03 **STO J** 15 **STO K** 0 **PROB** **g** **Binom:** **Binom**

returning 0.633 – so the odds are almost two out of three that you

will not detect any defect in your sample!<sup>87</sup>

Read here for more information:

<http://www.itl.nist.gov/div898/handbook/eda/section3/eda366i.htm> .

**Geom:** *Geometric distribution:*

GEOM<sub>p</sub> returns

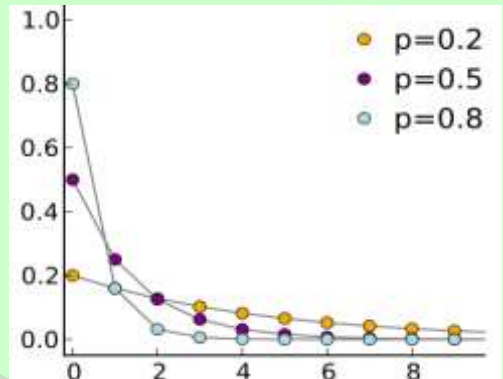
$$p_{Ge}(n) = p_0(1 - p_0)^n$$

GEOM returns

$$F_{Ge}(m) = 1 - (1 - p_0)^{m+1} ,$$

being the probability for a first success after  $m = x$  *Bernoulli* experiments.

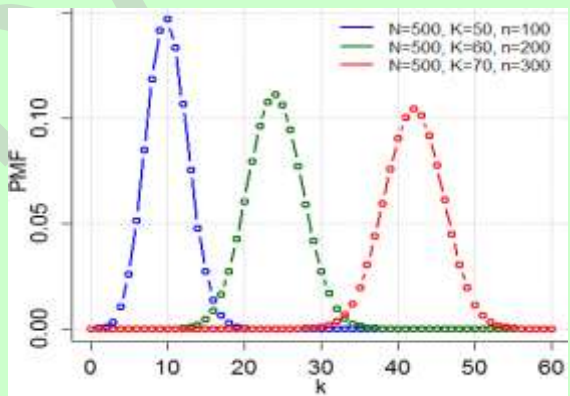
The probability  $p_0$  for a success in each such experiment must be specified in **I**.



Start reading here for more:

[http://en.wikipedia.org/wiki/Geometric\\_distribution](http://en.wikipedia.org/wiki/Geometric_distribution) .

**Hyper:** *Hypergeometric distribution* with the number of successes  $g$  in **X**, gross probability of a success  $p_0$  in **I**, sample size  $n$  in **J**, and batch size  $n_0$  in **K** (in the diagram,  $g=k$ ,  $p_0=K/N$ , and  $n_0=N$ ).



<sup>87</sup> The exact result for said boundary conditions is 0.626, calculated using the *hypergeometric distribution*. These results show nicely that two significant digits are a typical accuracy of theoretical statistical statements – frequently the (often simplified) statistical model used matches reality no better than that.

$$\text{HYPER}_P \text{ returns } p_H(g; n; p_0; n_0) = \frac{\binom{n_0 p_0}{g} \cdot \binom{n_0(1-p_0)}{n-g}}{\binom{n_0}{n}} \quad (\text{see COMB on p. 218 for the explanation of the notation}).$$

While the *binomial distribution* assumes that each sample part is returned to the batch after checking, the *hypergeometric distribution* lets you keep your samples out of the batch. This is found more often in real life, but may be neglected in 'large' batches ( $n_0 > 10$ ) and small sample sizes (<10% of  $n_0$ ). Start reading here for more: [http://en.wikipedia.org/wiki/Hypergeometric\\_distribution](http://en.wikipedia.org/wiki/Hypergeometric_distribution).

**NBin:** *Negative binomial distribution* with the *total number of failures*  $f$  (in  $n$  draws) in **X**, the *gross probability of a success in a single draw*  $p_0$  in **I**, and  $n$  in **J**.

$$\begin{aligned} \text{NBIN}_P \text{ returns } p_{NB}(f; n; p_0) &= \binom{n-1}{f-1} \cdot p_0^f \cdot (1-p_0)^{n-f} \\ &= C_{n-1, f-1} \cdot p_0^f \cdot (1-p_0)^{n-f} \quad (\text{see COMB on p. 218 and cf. BINOM}). \end{aligned}$$

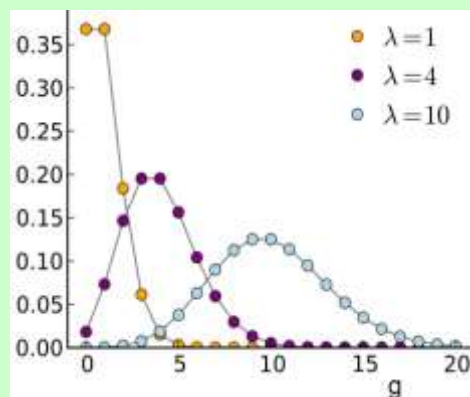
Start reading here for more: [http://en.wikipedia.org/wiki/Negative\\_binomial\\_distribution](http://en.wikipedia.org/wiki/Negative_binomial_distribution).

**Poiss:** *Poisson distribution* with the *number of successes*  $g$  in **X** and the *Poisson parameter*  $\lambda$  in **J**.

POISS<sub>P</sub> computes

$$p_P(g; \lambda) = \frac{\lambda^g}{g!} e^{-\lambda}$$

and POISS returns the corresponding *CDF* for the maximum number of successes  $m$  in **X**.



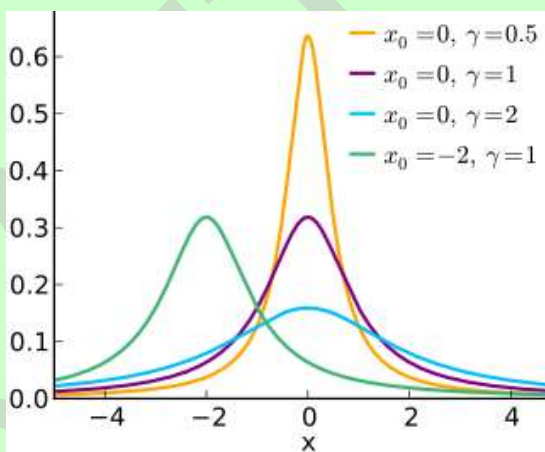
The *Poisson distribution* provides the mathematically simplest model for industrial sampling tests – use  $\lambda = np_0$  with the gross error probability  $p_0$  and the sample size  $n$  (cf. BINOM). For the example introduced with BINOM above, POISS returns 0.638.

Read here for more information:

<http://www.itl.nist.gov/div898/handbook/eda/section3/eda366j.htm> .

## Continuous distributions:

**Cauch:** *Cauchy-Lorentz distribution* (also known as *Lorentz* or *Breit-Wigner distribution*) with the location  $x_0$  specified in **I** and the shape  $\gamma$  in **J**.



CAUCH<sub>p</sub> returns 
$$f_{Ca}(x) = \left\{ \pi\gamma \cdot \left[ 1 + \left( \frac{x - x_0}{\gamma} \right)^2 \right] \right\}^{-1},$$

CAUCH returns 
$$F_{Ca}(x) = \frac{1}{2} + \frac{1}{\pi} \arctan\left(\frac{x - x_0}{\gamma}\right),$$

CAUCH<sup>-1</sup> returns 
$$F_{Ca}^{-1}(p) = x_0 + \gamma \tan\left[\pi \cdot \left(p - \frac{1}{2}\right)\right].$$

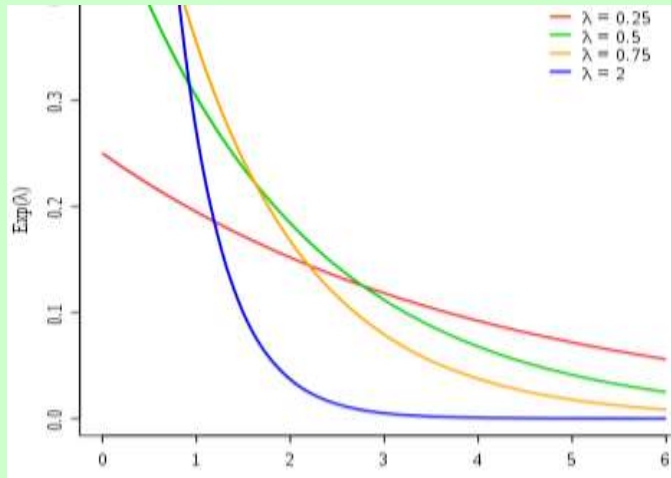
This distribution is quite popular in physics. It is a special case of *Student's t distribution*. Start reading here for more:

[http://en.wikipedia.org/wiki/Cauchy\\_distribution](http://en.wikipedia.org/wiki/Cauchy_distribution) .

**Expon:** *Exponential distribution with the rate  $\lambda$  in I.*

EXPON<sub>p</sub> returns  $f_{Ex}(x) = \lambda \cdot e^{-\lambda x}$ .

EXPON returns  $F_{Ex}(x) = 1 - e^{-\lambda x}$ .



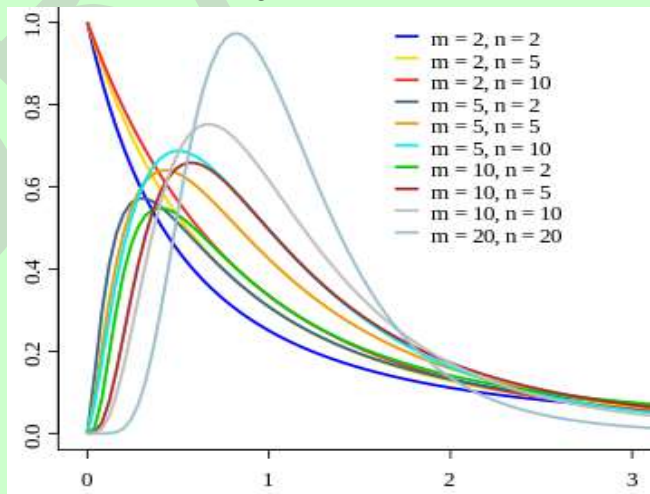
Read here for more information:

<http://www.itl.nist.gov/div898/handbook/eda/section3/eda3667.htm>

**F(x):** *Fisher's F distribution with the degrees of freedom in I and J.*

It is used e.g. for analyses of variance (ANOVA).

The diagram shows the *PDF* plotted for different *degrees of freedom m and n* corresponding to *i* and *j*.



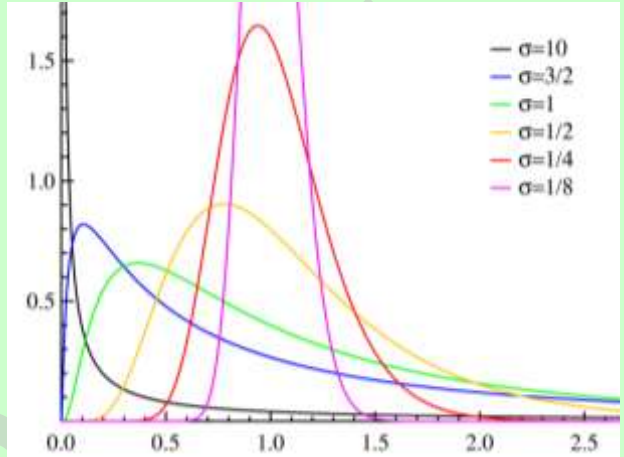
Read here for more information:

<http://www.itl.nist.gov/div898/handbook/eda/section3/eda3665.htm>

**LgNrm:** *Log-normal distribution* with the parameters  $\mu = \ln \bar{x}_g$  in **I** and  $\sigma = \ln \varepsilon$  in **J** (see some *PDF* plots below).

LGNRM<sub>p</sub> returns 
$$f_{Ln}(x) = \frac{1}{x\sigma\sqrt{2\pi}} e^{-\frac{[\ln(x)-\mu]^2}{2\sigma^2}}.$$

LGNRM returns  $F_{Ln}(x) = \Phi\left(\frac{\ln(x)-\mu}{\sigma}\right)$  with  $\Phi(z)$  denoting the *standardized normal CDF* as presented on p. 227.



Read here for more information:

<http://www.itl.nist.gov/div898/handbook/eda/section3/eda3669.htm>

**Logis:** *Logistic distribution* with an arbitrary *mean*  $\mu$  given in **I** and a *scale parameter*  $s$  in **J**.

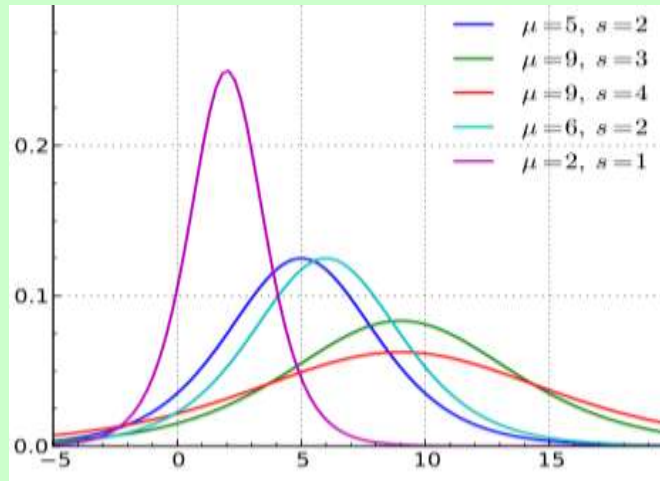
Substituting  $\xi = \frac{x-\mu}{s},$

LOGIS<sub>p</sub> returns 
$$f_{Lg}(x) = \frac{e^{-\xi}}{(1+e^{-\xi})^2 s} \quad (\text{plotted overleaf}) \text{ and}$$

LOGIS returns 
$$F_{Lg}(x) = \frac{1}{1+e^{-\xi}}.$$

LOGIS<sup>-1</sup> returns 
$$F_{Lg}^{-1}(p) = \mu + s \ln\left(\frac{p}{1-p}\right).$$

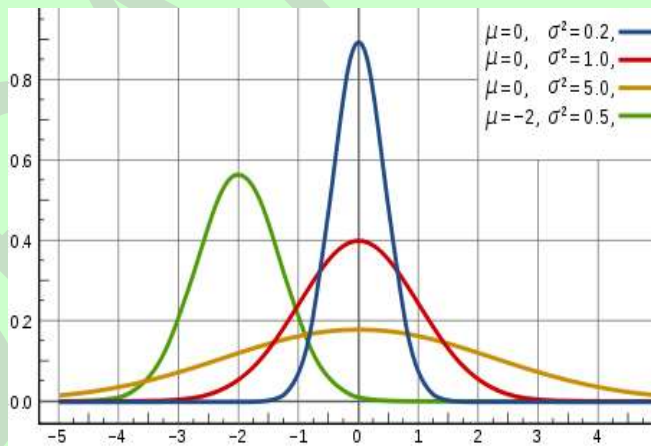




Start reading  
here for more:

[http://en.wikipedia.org/wiki/Logistic\\_distribution](http://en.wikipedia.org/wiki/Logistic_distribution) .

**Norml:** *Normal distribution* with an arbitrary mean  $\mu$  given in **I** and an arbitrary standard deviation  $\sigma$  in **J**. The red curve (for  $\mu=0$  and  $\sigma=1$ ) is the *standardized normal* (a.k.a. *Gaussian*) distribution  $\phi$ .



NORML<sub>p</sub> returns  $f_N(x) = \frac{1}{\sigma\sqrt{2\pi}} e^{-\frac{(x-\mu)^2}{2\sigma^2}} = \phi\left(\frac{x-\mu}{\sigma}\right)$  and

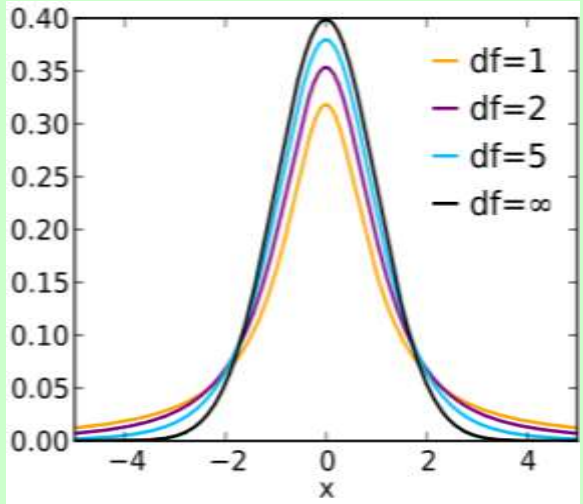
NORML returns  $F_N(x) = \Phi\left(\frac{x-\mu}{\sigma}\right)$  with  $\Phi(z)$  denoting the *standard normal* (or *Gaussian*) CDF as presented on p. 227.

Read here for more information:

<http://www.itl.nist.gov/div898/handbook/eda/section3/eda3661.htm>

**$t(x)$ :** Standardized Student's  $t$  distribution with its degrees of freedom in **I**.

It is used for hypothesis testing and calculating confidence intervals e.g. for means. The picture shows its *PDF* plotted for different degrees of freedom. For  $df \rightarrow \infty$ , the shoulders of  $t(x)$  shrink and it approaches the *PDF* of the standard normal distribution (compare the red Gaussian curve at NORML on p. 225).



Read here for more information:

<http://www.itl.nist.gov/div898/handbook/eda/section3/eda3664.htm>

**Weibl:** Weibull distribution with its shape parameter **b** in **I** and its characteristic lifetime **T** in **J**.

WEIBL<sub>P</sub> returns  $f_W(t) = \frac{b}{T} \cdot \left(\frac{t}{T}\right)^{b-1} e^{-(t/T)^b}$  for  $t \geq 0$ , else 0. This is a very flexible function – see the curves plotted overleaf.

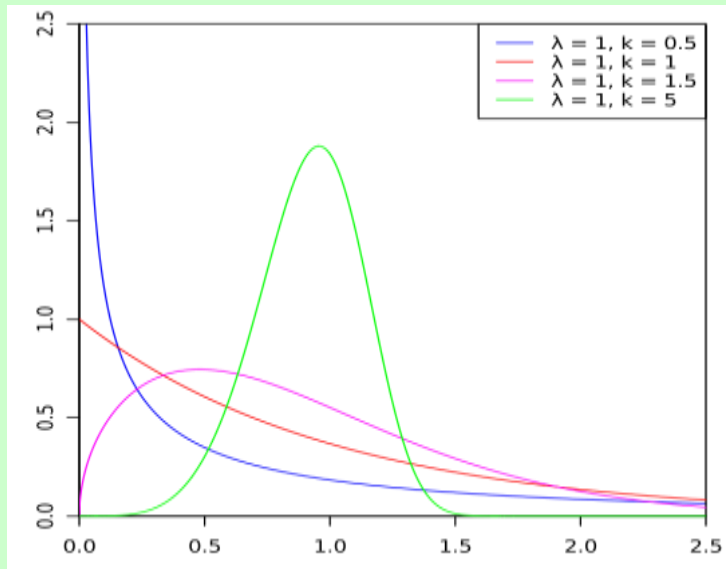
WEIBL returns  $F_W(t) = 1 - e^{-(t/T)^b}$

This distribution is widely used e.g. for analyzing tool and product lifetimes.

Read here for more information:

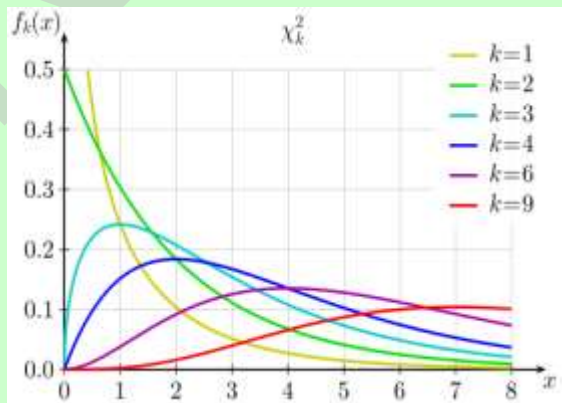
<http://www.itl.nist.gov/div898/handbook/eda/section3/eda3668.htm> .

You may even find some more application fields mentioned in [https://en.wikipedia.org/wiki/Weibull\\_distribution#Applications](https://en.wikipedia.org/wiki/Weibull_distribution#Applications) .



$\varphi(\mathbf{x})$  and  $\Phi(\mathbf{x})$ :  $\varphi(x) = \frac{1}{\sqrt{2\pi}} e^{-x^2/2}$  is the *standardized normal PDF* (i.e. the famous *Gaussian bell curve* as drawn in red under NORML on p. 225), while  $\Phi(x) = \int_{-\infty}^x \varphi(\tau) d\tau$  is the corresponding *CDF* (cf. the *error function* on p. 250). Take NORML instead.

$\chi^2(\mathbf{x})$ : *Chi-square distribution* with its *degrees of freedom* given in **I**. It is used for calculating confidence intervals for *standard deviations*, *variances*, *process and machine capabilities*, and the like. The diagram shows *PDFs* for different *degrees of freedom*.



Read here for more information:

<http://www.itl.nist.gov/div898/handbook/eda/section3/eda3666.htm>

## More Statistical Formulas, also for Fitting

The following equations are for data measured at samples of  $n$  specimens (i.e.  $n$  is the *sample size*). Note that complete measurement results must include both: information about the expected value and about its uncertainty.

- For samples drawn out of a *Gaussian* (additive) process, the expected value is the *arithmetic mean* (or *average*) and its uncertainty is given by its *standard error* (see  $\bar{x}$  and  $s_m$ ).
- For samples drawn out of a *log-normal* (multiplicative) process, the expected value is the *geometric mean* and its uncertainty is given by its *scattering factor* (see  $\bar{x}_g$  and  $\varepsilon_m$ ).
- For samples drawn out of other kinds of processes other measures apply.

Generally, the statistical model shall be chosen that matches observations best – within their statistical errors.<sup>88</sup> Be assured not everything is *Gaussian* in real world.<sup>89</sup> Process characteristics can be detected (and should be checked well in advance of calculating e.g. means) using suitable tests – turn to applicable statistical reference literature.

---

<sup>88</sup> In real-life cases, however, dramatic deviations from the model distribution are often found – then you cannot expect the calculated consequences matching reality any better.

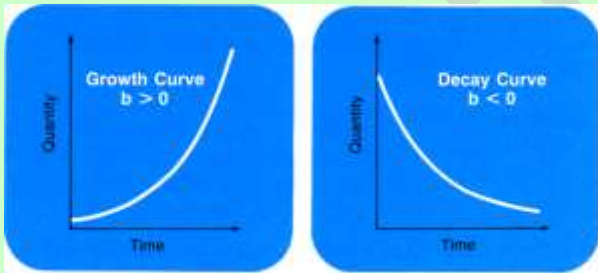
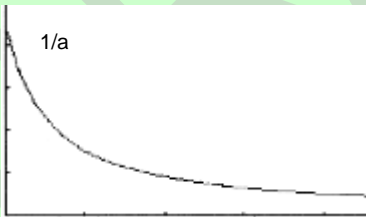
As mentioned in the main text, we recommend you look deeply into statistics textbooks to ensure you fully understand what you do with the functions provided in your *WP 43S*. The real world shows lots of sad examples where people full of good will caused large damages by applying tools they did not know sufficiently – or applied standard tools in areas where those are not applicable. “*Wenn Dumme fleißig werden, wird’s gefährlich*” (i.e. ~ “*It’s getting dangerous with fools becoming busy*”), a former boss of mine used to say (compare also D.T. recently).

<sup>89</sup> Since the *PDF* of a *Gaussian* (a.k.a. *normal*) distribution will never reach zero, this statistical model tells you to expect individual items far, far away from the mean value when your sample becomes large enough. This, however, does not match reality. So we must conclude nothing at all is really *Gaussian* in real world. Nevertheless, the *Gaussian* distribution is a very successful and powerful model describing a lot of real world observations very well. Just never forget the limits of such models.

The following functions as named in the left column (sorted alphabetically) are all found in STAT:


Name	Remarks (see pp. 12ff for general information)
CauchF	<p>Selects a <i>Cauchy</i> (a.k.a. <i>Lorentz</i>, <i>Breit-Wigner</i>) peak fit model <math>R(x) = 1/[a_0 (x + a_1)^2 + a_2]</math> for least squares regression.<sup>90</sup> See p. 222 for shapes of such peaks.</p>
CORR	<p>For any set of data points <math>(x_i, y_i)</math>, the <i>coefficient of correlation</i> is <math>r = \frac{s_{xy}}{s_x \cdot s_y}</math>. See <math>s_{xy}</math> and <math>s</math> below.</p> <p>For an arbitrary fit model <math>R(x)</math>, <math>r^2 = 1 - \frac{\sum [R(x_i) - y_i]^2}{\sum (\bar{y} - y_i)^2}</math> is its <i>coefficient of determination</i> indicating the fraction of the variation of the dependent data <math>y</math> determined by the variation of the independent data <math>x</math>. For <math>r^2 = 1</math>, <math>y</math> is fully determined by <math>x</math>; for <math>r^2 = 0</math>, <math>y</math> is completely independent of <math>x</math>; and e.g. <math>r^2 = 0.85</math> means 85% of the variation of <math>y</math> is due to <math>x</math>. Note BESTF picks the fit model showing the maximum <math>r^2</math> out of the models allowed.</p> <p>A two-parameter regression (like the majority of the fit models provided on your <i>WP 43S</i>) is said being (statistically) <i>significant</i> at a 99% <i>confidence level</i> if</p> $\sqrt{\frac{r^2}{1 - r^2}} (n - 2) > t_{n-2}^{-1}(0.99)$ <p>with the right side being the inverse of the <i>t distribution</i> for the <i>degrees of freedom</i> <math>n - 2</math> (see p. 226).</p>

<sup>90</sup> Note that *least squares regression* is best for data point errors in direction  $y$  being significantly greater than the errors in direction  $x$ . See pp. 232ff for the formulas and more about the fit models provided.

Name	Remarks (see pp. 12ff for general information)
COV	<p>For any set of data points <math>(x_i, y_i)</math>, the <i>population covariance</i> is</p> $COV_{xy} = \frac{1}{n^2} \left( n \sum x_i y_i - \sum x_i \sum y_i \right)$ <p>Compare <math>s_{XY}</math> below.</p>
ExpF	<p>Selects the exponential curve fit model <math>R(x) = a_0 e^{a_1 x}</math> for least squares regression.<sup>90</sup> Generally, this will be a good choice if the measured data follow the shape of one of the two curves pictured here (think of human population growth or nuclear decay, for example).<sup>91</sup></p> <div style="display: flex; align-items: center;">  </div>
GaussF	<p>Selects a <i>Gauss</i> peak fit model <math>R(x) = a_0 e^{\frac{(x-a_1)^2}{a_2}}</math> for least squares regression.<sup>90</sup> See p. 225 for the shapes of such peaks.</p>
HypF	<div style="display: flex; align-items: center;">  <div style="margin-left: 20px;"> <p>Selects the hyperbolic fit model <math>R(x) = 1/(a_0 + a_1 x)</math> for least squares regression.<sup>90</sup></p> </div> </div>
LinF	<p>Selects the linear fit model <math>R(x) = a_0 + a_1 x</math> for least squares regression.<sup>90</sup> Generally, this will be a good choice if the measured data follow a straight line, raising or falling (but compare ORTHOF).</p>

<sup>91</sup> Color plots on this page and the next are taken from the *HP-27* manual;  $b = a_1$  on your *WP 43S*.

Name	Remarks (see pp. 12ff for general information)
LogF	<div data-bbox="207 164 493 427" data-label="Figure"> </div> <p>Selects the logarithmic curve fit model <math>R(x) = a_0 + a_1 \ln(x)</math> for least squares regression.<sup>90</sup> Generally, this will be a good choice if the measured data follow a curve looking like drawn at left.</p>
L.R.	<p>Uses the fit model selected and computes the two or three parameters of the regression for the data accumulated.</p> <p>For all curve fit models provided on your WP 43S, a regression parameter is (statistically) <i>significant</i> at a 99% <i>confidence level</i> if</p> $\frac{ a_i }{s(a_i)} > t_{n-2}^{-1}(0.995) ,$ <p>with the right side being the inverse of the <i>t</i> distribution for the <i>degrees of freedom</i> <math>n - 2</math> (cf. p. 226).</p>
OrthoF	<p>Selects the linear fit model <math>R(x) = a_0 + a_1 x</math> like LINP, but assuming data point errors in <math>x</math> are equal to those in <math>y</math> (precisely: their variances are equal). The sum of squared distances of the data points to the fit line will be minimized. This model is called <i>orthogonal regression</i>. See pp. 234ff and the OM for more.</p>
ParabF	<p>Selects a parabolic fit model <math>R(x) = a_0 + a_1 x + a_2 x^2</math> for least squares regression.<sup>90</sup></p>
PowerF	<div data-bbox="202 1185 484 1457" data-label="Figure"> </div> <div data-bbox="501 1185 794 1457" data-label="Figure"> </div> <p>Selects the power curve fit model <math>R(x) = a_0 x^{a_1}</math> for least squares regression.<sup>90</sup> Generally, this will be a good choice if measured data follow the shape of one of the curves pictured here (look for <i>Tower of Pisa</i> in the OM).<sup>91</sup></p>

Name	Remarks (see pp. 12ff for general information)
RootF	 <p>Selects the root curve fit model</p> $R(x) = a b^{1/x} = a_0 a_1^{1/x} \quad \text{for } a$ <p>least squares regression.<sup>90</sup></p>
$s_{XY}$	<p>For any set of data points <math>(x_i, y_i)</math>, the <i>sample covariance</i> is</p> $s_{xy} = \frac{1}{n(n-1)} \left( n \sum x_i y_i - \sum x_i \sum y_i \right)$ <p>Compare COV above.</p>
$s, s_m$	<p>The <i>sample standard deviation</i> (SD) is the positive square root of the <i>sample variance</i></p> $s_x^2 = \frac{1}{n(n-1)} \left[ n \sum x_i^2 - \left( \sum x_i \right)^2 \right] = \frac{1}{n-1} \left( \sum x_i^2 - n \bar{x}^2 \right)$ <p>And the <i>standard error</i> (i.e. the SD of the <i>mean</i> <math>\bar{x}</math>) is <math>s_m = s/\sqrt{n}</math></p>
$s_W, s_{mW}$	<p>The <i>sample SD</i> for <u>weighted</u> data (where the weight <math>y_i</math> of each data point <math>x_i</math> was entered via <math>\Sigma+</math>) is</p> $s_w = \sqrt{\frac{\sum y_i \sum y_i x_i^2 - (\sum y_i x_i)^2}{\sum y_i (\sum y_i - 1)}}$ <p>And the corresponding <i>standard error</i> (the SD of the <i>mean</i> <math>\bar{x}_w</math>) is</p> $s_{mw} = \frac{1}{\sum y_i} \sqrt{\frac{\sum y_i \sum y_i x_i^2 - (\sum y_i x_i)^2}{\sum y_i - 1}}$



Name	Remarks (see pp. 12ff for general information)
$\bar{x}$	The <i>arithmetic mean</i> is calculated as $\bar{x} = \frac{1}{n} \sum x_i$
$\bar{x}_G$	The <i>geometric mean</i> is calculated as $\bar{x}_G = \sqrt[n]{\prod x_i} = e^{\left[\frac{1}{n} \sum \ln(x_i)\right]}$
$\bar{x}_H$	The <i>harmonic mean</i> is calculated as $\bar{x}_H = n / \sum \frac{1}{x_i}$
$\bar{x}_{RMS}$	The <i>quadratic mean</i> is calculated as $\bar{x}_{RMS} = \sqrt{\frac{1}{n} \sum x_i^2}$
$\bar{x}_w$	The <i>arithmetic mean</i> for <u>weighted</u> data (where the weight $y_i$ of each data point $x_i$ was entered via <b>(Σ+)</b> ) is $\bar{x}_w = \sum x_i y_i / \sum y_i$
$\varepsilon$	The <i>scattering factor</i> $\varepsilon_x$ for a sample of <i>log-normally</i> distributed data is calculated via: $\ln(\varepsilon_x) = \sqrt{\frac{1}{n-1} \left[ \sum \ln^2(x_i) - 2n \ln(\bar{x}_G) \right]}$ Compare s.
$\varepsilon_m$	The <i>scattering factor</i> of the <i>geometric mean</i> is $\varepsilon_m = \varepsilon^{1/\sqrt{n}}$ . Compare s <sub>m</sub> .
$\varepsilon_p$	The <i>scattering factor</i> $\varepsilon_p$ for a population of <i>log-normally</i> distributed data is calculated via: $\ln(\varepsilon_p) = \sqrt{\frac{n-1}{n}} \ln(\varepsilon)$ Compare σ.

Name	Remarks (see pp. 12ff for general information)
$\sigma$	<p>The <i>SD</i> of a population of <i>normally</i> distributed data is calculated via</p> $\sigma = \sqrt{\frac{n-1}{n}} s$
$\sigma_w$	<p>The <i>SD</i> of the population for <u>weighted</u> data (where the weight <math>y_i</math> of each data point <math>x_i</math> was entered via <math>\Sigma+</math> ) is</p> $\sigma_w = \sqrt{\frac{\sum y_i (x_i - \bar{x}_w)^2}{\sum y_i}}$

## About the Curve Fitting Models Provided

Actually, a proper linear regression is computed for LINF and ORTHOF only. For the other three standard models (EXPF, LOGF, and POWERF) the same method is applied to transformed data. Your data might follow a straight line if you plot...

- the logarithm of your **y**-data over your **x**-data (then EXPF will fit);
- the logarithm of your **y**-data over the logarithm of your **x**-data (then POWERF will fit);
- your **y**-data over the logarithm of your **x**-data (then LOGF will fit).

This is what your *WP 43S* does when you enter statistical data points and compute a fit curve thereafter:

1. It accumulates the 22 sums listed on pp. 94f and increments ***n***.
2. The evaluation depends on the fit model you select (cf. pp. 230ff):
  - a. **If you choose LINF** then the least squares regression line parameters  $a_0$  and  $a_1$  will be computed following the formulas:

$$a_0 = \frac{\sum x_i^2 \cdot \sum y_i - \sum x_i \cdot \sum x_i y_i}{n \sum x_i^2 - (\sum x_i)^2}$$

$$a_1 = \frac{n \sum x_i y_i - \sum x_i \sum y_i}{n \sum x_i^2 - (\sum x_i)^2} = \frac{s_{xy}}{s_x^2} = r \frac{s_y}{s_x}$$

Their *standard errors* can be calculated using the formulas

$$s(a_1) = \frac{s_y}{s_x} \sqrt{\frac{1-r^2}{n-2}} \quad \text{and} \quad s(a_0) = s(a_1) \cdot \sqrt{\frac{n-1}{n} s_x^2 + \bar{x}^2} \quad \text{with}$$

$$r = \frac{n \sum x_i y_i - \sum x_i \sum y_i}{\sqrt{n \sum x_i^2 - (\sum x_i)^2} \cdot \sqrt{n \sum y_i^2 - (\sum y_i)^2}}$$

b. If you choose **EXPF** then the least squares regression line parameters for the transformed data  $x_i$ ,  $\ln(y_i)$  will be computed using

$$a_{0,tEXP} = \frac{\sum x_i^2 \cdot \sum \ln(y_i) - \sum x_i \cdot \sum x_i \ln(y_i)}{n \sum x_i^2 - (\sum x_i)^2}$$

$$a_{1,tEXP} = \frac{n \sum x_i \ln(y_i) - \sum x_i \sum \ln(y_i)}{n \sum x_i^2 - (\sum x_i)^2}$$

$$r_{tEXP} = \frac{n \sum x_i \ln(y_i) - \sum x_i \sum \ln(y_i)}{\sqrt{n \sum x_i^2 - (\sum x_i)^2} \cdot \sqrt{n \sum \ln^2(y_i) - [\sum \ln(y_i)]^2}}$$

The standard errors of  $a_{0,tEXP}$  and  $a_{1,tEXP}$  can be calculated using the formulas for LINF on p. 235 with the transformed results.

The parameters of the fit curve  $R(x) = a_0 e^{a_1 x}$  turn out being  $a_0 = e^{a_{0,tEXP}}$  and  $a_1 = a_{1,tEXP}$ .

c. If you choose **POWERF** then the least squares regression line parameters for the transformed data  $\ln(x_i)$ ,  $\ln(y_i)$  will be computed in analogy to the method shown for EXPF. Thus they will be

$$a_{0,tPOW} = \frac{\sum \ln^2(x_i) \cdot \sum \ln(y_i) - \sum \ln(x_i) \cdot \sum \ln(x_i) \ln(y_i)}{n \sum \ln^2(x_i) - [\sum \ln(x_i)]^2}$$

$$a_{1,tPOW} = \frac{n \sum \ln(x_i) \ln(y_i) - \sum \ln(x_i) \sum \ln(y_i)}{n \sum \ln^2(x_i) - [\sum \ln(x_i)]^2}$$

$$r_{tPOW} = \frac{n \sum \ln(x_i) \ln(y_i) - \sum \ln(x_i) \sum \ln(y_i)}{\sqrt{n \sum \ln^2(x_i) - [\sum \ln(x_i)]^2} \cdot \sqrt{n \sum \ln^2(y_i) - [\sum \ln(y_i)]^2}}$$

The standard errors of  $a_{0,tPOW}$  and  $a_{1,tPOW}$  can be calculated using the formulas for LINF on p. 235 with the transformed results.

The parameters of the fit curve  $R(x) = a_0 x^{a_1}$  turn out being  $a_0 = e^{a_{0,tPOW}}$  and  $a_1 = a_{1,tPOW}$ .

- d. **If you choose LOGF** then the least squares regression line parameters for the transformed data  $\ln(x_i)$ ,  $y_i$  will be computed in analogy to the method shown for EXPF. Thus they will be

$$a_{0,tLOG} = \frac{\sum \ln^2(x_i) \cdot \sum y_i - \sum \ln(x_i) \cdot \sum y_i \ln(x_i)}{n \sum \ln^2(x_i) - [\sum \ln(x_i)]^2}$$

$$a_{1,tLOG} = \frac{n \sum y_i \ln(x_i) - \sum \ln(x_i) \sum y_i}{n \sum \ln^2(x_i) - [\sum \ln(x_i)]^2}$$

$$r_{tLOG} = \frac{n \sum y_i \ln(x_i) - \sum \ln(x_i) \sum y_i}{\sqrt{n \sum \ln^2(x_i) - [\sum \ln(x_i)]^2} \cdot \sqrt{n \sum y_i^2 - [\sum y_i]^2}}$$

The standard errors of  $a_{0,tLOG}$  and  $a_{1,tLOG}$  can be calculated using the formulas for LINF on p. 235 with the transformed results.

The parameters of the fit curve  $R(x) = a_0 + a_1 \ln(x)$  are just  $a_0 = a_{0,tLOG}$  and  $a_1 = a_{1,tLOG}$ .

- e. **If you choose HYPF** then the parameters of the least squares regression curve  $R(x) = \frac{1}{a_0 + a_1 x}$  are computed to be

$$a_{0,HYP} = \frac{\sum x_i^2 \cdot \sum \frac{1}{y_i} - \sum x_i \cdot \sum \frac{x_i}{y_i}}{n \sum x_i^2 - (\sum x_i)^2} \quad \text{and} \quad a_{1,HYP} = \frac{n \sum \frac{x_i}{y_i} - \sum x_i \cdot \sum \frac{1}{y_i}}{n \sum x_i^2 - (\sum x_i)^2}$$

$$r_{HYP}^2 = \frac{a_{0,HYP} \sum \frac{1}{y_i} + a_{1,HYP} \sum \frac{x_i}{y_i} - \frac{1}{n} \left( \sum \frac{1}{y_i} \right)^2}{\sum \frac{1}{y_i^2} - \frac{1}{n} \left( \sum \frac{1}{y_i} \right)^2}$$

f. If you choose **ROOTF** then the least squares regression curve parameters will be computed using

$$A = n \sum \frac{1}{x_i^2} - \left( \sum \frac{1}{x_i} \right)^2$$

$$B = \frac{1}{A} \left[ \sum \frac{1}{x_i^2} \cdot \sum \ln(y_i) - \sum \frac{1}{x_i} \cdot \sum \frac{\ln(y_i)}{x_i} \right]$$

$$C = \frac{1}{A} \left[ n \sum \frac{\ln(y_i)}{x_i} - \sum \frac{1}{x_i} \cdot \sum \ln(y_i) \right]$$

The parameters of the fit curve  $R(x) = a_0 a_1^{1/x}$  turn out being just  $a_{0,t\sqrt{}} = e^B$  and  $a_{1,t\sqrt{}} = e^C$ .

$$r_{t\sqrt{}}^2 = \frac{B \sum \ln(y_i) + C \sum \frac{\ln(y_i)}{x_i} - \frac{1}{n} [\sum \ln(y_i)]^2}{\sum [\ln(y_i)]^2 - \frac{1}{n} [\sum \ln(y_i)]^2}$$

g. If you choose **PARABF** then the least squares regression curve parameters will be computed using

$$A = n \sum x_i^2 - \left( \sum x_i \right)^2, \quad B = n \sum x_i^2 y_i - \sum x_i^2 \cdot \sum y_i,$$

$$C = n \sum x_i^3 - \sum x_i^2 \cdot \sum x_i, \quad D = n \sum x_i y_i - \sum x_i \cdot \sum y_i,$$

$$E = n \sum x_i^4 - \left( \sum x_i^2 \right)^2$$

The parameters of the fit curve  $R(x) = a_0 + a_1x + a_2x^2$  will then be

$$a_{2,PAR} = \frac{A B - C D}{A E - C^2}, \quad a_{1,PAR} = \frac{D - a_2 C}{A},$$

$$\text{and } a_{0,PAR} = \frac{1}{n} \left( \sum y_i - a_{2,PAR} \sum x_i^2 - a_{1,PAR} \sum x_i \right).$$

$$\text{And } r_{PAR}^2 = \frac{a_{0,PAR} \sum y_i + a_{1,PAR} \sum x_i y_i + a_{2,PAR} \sum x_i^2 y_i - \frac{1}{n} (\sum y_i)^2}{\sum y_i^2 - \frac{1}{n} (\sum y_i)^2}$$

h. **If you choose GAUSSF** then the least squares regression curve parameters will be computed using the auxiliary terms A, B, C, D, and E exactly as for PARABF. Furthermore,

$$F = \frac{A B - C D}{A E - C^2}, \quad G = \frac{D - F C}{A},$$

$$\text{and } H = \frac{1}{n} \left( \sum \ln(y_i) - F \sum x_i^2 - G \sum x_i \right).$$

The parameters of the fit curve  $R(x) = a_0 e^{(x-a_1)^2/a_2}$  will then be

$$a_{2,GAU} = \frac{1}{F}, \quad a_{1,GAU} = -\frac{G}{2} a_{2,GAU} \quad \text{and} \quad a_{0,GAU} = e^{H - F a_{1,GAU}^2}.$$

$$r_{GAU}^2 = \frac{H \sum \ln(y_i) + G \sum x_i \ln(y_i) + F \sum x_i^2 \ln(y_i) - \frac{1}{n} [\sum \ln(y_i)]^2}{\sum [\ln(y_i)]^2 - \frac{1}{n} [\sum \ln(y_i)]^2}$$

i. **If you choose CAUCHF** then the least squares regression curve parameters will be computed using the auxiliary terms A and E exactly as in PARABF. The other terms will be

$$B = n \sum \frac{x_i^2}{y_i} - \sum x_i^2 \cdot \sum \frac{1}{y_i}$$

$$C = n \sum x_i^3 - \sum x_i \cdot \sum x_i^2$$

$$D = n \sum \frac{x_i}{y_i} - \sum x_i \cdot \sum \frac{1}{y_i}$$

F and G will be calculated as for GAUSSF but with the components computed here; and

$$H = \frac{1}{n} \left( \sum \frac{1}{y_i} - R_{12} \sum x_i - R_{13} \sum x_i^2 \right)$$

The fit curve  $R(x) = 1/[a_0(x + a_1)^2 + a_2]$  will be specified by:

$$a_{0,CAU} = F, \quad a_{1,CAU} = \frac{G}{2a_0}, \quad \text{and} \quad a_{2,CAU} = H - F a_1^2.$$

$$r_{CAU}^2 = \frac{H \sum \frac{1}{y_i} + G \sum \frac{x_i}{y_i} + F \sum \frac{x_i^2}{y_i} - \frac{1}{n} \left( \sum \frac{1}{y_i} \right)^2}{\sum \left( \frac{1}{y_i} \right)^2 - \frac{1}{n} \left( \sum \frac{1}{y_i} \right)^2}$$

j. **If you choose BESTF** then the correlation coefficient will be computed with your data for model a and with the transformed data for models b through i, if allowed (cf. the *IOI*). The model delivering the greatest absolute  $r$  value will be selected.

k. **If you choose ORTHOF** then the least squares regression line parameters  $a_0$  and  $a_1$  will be computed following the formulas:

$$a_1 = \frac{1}{2s_{xy}} \left[ s_y^2 - s_x^2 \pm \sqrt{(s_y^2 - s_x^2)^2 + 4s_{xy}^2} \right] \quad \text{and} \quad a_0 = \bar{y} - a_1 \bar{x}$$

**The other formulas** can be taken from model a (i.e. from LINF).

The output of L.R. is formatted like this, allowing for up to 12 significant digits displayed for each model parameter:

Linear	$a_1 = -312.345\ 678\ 901$
$y = a_0 + a_1x$	$a_0 = -1.234\ 567\ 8 \times 10^{-3}$
Exponential	$a_1 = -12.345\ 678\ 901$
$y = a_0 e^{(a_1x)}$	$a_0 = -1.234\ 567\ 8 \times 10^{-3}$
Power	$a_1 = -12.345\ 678\ 901$
$y = a_0 x^{a_1}$	$a_0 = -1.234\ 567\ 8 \times 10^{-3}$
Logarithmic	$a_1 = -12.345\ 678\ 901$
$y = a_0 + a_1 \ln(x)$	$a_0 = -1.234\ 567\ 8 \times 10^{-3}$
Hyperbolic	$a_1 = -12.345\ 678\ 901$
$y = (a_0 + a_1x)^{-1}$	$a_0 = -1.234\ 567\ 8 \times 10^{-3}$
Root	$a_1 = -12.345\ 678\ 901$
$y = a_0 a_1^{(1/x)}$	$a_0 = -1.234\ 567\ 8 \times 10^{-3}$
Parabolic	$a_2 = -2.345\ 678\ 901\ 2$
$y =$	$a_1 = -12.345\ 678\ 901$
$a_0 + a_1x + a_2x^2$	$a_0 = -1.234\ 567\ 8 \times 10^{-3}$
Gauss peak	$a_2 = -2.345\ 678\ 901\ 2$
$\ln(y) =$	$a_1 = -12.345\ 678\ 901$
$a_0 + (x - a_1)^2 / a_2$	$a_0 = -1.234\ 567\ 8 \times 10^{-3}$
Cauchy peak	$a_2 = -2.345\ 678\ 901\ 2$
$1/y =$	$a_1 = -12.345\ 678\ 901$
$a_0(a_1 + x)^2 + a_2$	$a_0 = -1.234\ 567\ 8 \times 10^{-3}$
Orthogonal	$a_1 = -312.345\ 678\ 901$
$y = a_0 + a_1x$	$a_0 = -1.234\ 567\ 8 \times 10^{-3}$



## About Error Propagation

Experimental data are always attended with errors (cf. footnote 42), caused by e.g. the uncertainty of the measuring method, the instrument used, and/or environmental variations. Even under controlled environmental and measuring conditions, random errors remain. These errors must be taken into account for a proper estimation of the uncertainty of your results computed using those experimental data. For about 200 years, *Gauss' least squares method* can be employed for this task.

Assume you know that your result  $R$  depends on several experimental parameters  $x_1$  through  $x_n$ . Each such parameter  $x_i$  has an uncertainty or error  $\Delta x_i$ . Now, if  $R = f(x_1, \dots, x_n)$  then its error

$$\begin{aligned}\Delta R &= f(x_1 \pm \Delta x_1, \dots, x_n \pm \Delta x_n) - f(x_1, \dots, x_n) \\ &= \pm \sqrt{\left(\frac{df}{dx_1}\right)^2 \Delta x_1^2 + \dots + \left(\frac{df}{dx_n}\right)^2 \Delta x_n^2}\end{aligned}$$

Often, however, the differential terms under the square root are tedious to determine analytically.

But this root can be written simpler:  $\Delta R = \pm \sqrt{\Delta f_1^2 + \dots + \Delta f_n^2}$ .

And with your *WP 43S*, the following algorithm will do for computing  $\Delta R$ , even if  $f$  is 'strongly curved':

1. Program the function  $R = f(x_1, x_2, \dots, x_n)$  in a way you can vary its parameters easily.
2. Let your *WP 43S* compute  $f(x_1, x_2, \dots, x_n)$ .
3. Let it compute  $R_{1+} = f(x_1 + \Delta x_1, x_2, \dots, x_n)$  and  $\Delta R_{1+} = R_{1+} - R$ .
4. Let it compute  $R_{1-} = f(x_1 - \Delta x_1, x_2, \dots, x_n)$  and  $\Delta R_{1-} = R_{1-} - R$ .
5. Let it compute  $R_{2+} = f(x_1, x_2 + \Delta x_2, \dots, x_n)$  and  $\Delta R_{2+} = R_{2+} - R$ .
6. Let it compute  $R_{2-} = f(x_1, x_2 - \Delta x_2, \dots, x_n)$  and  $\Delta R_{2-} = R_{2-} - R$ .
7. Repeat the last two steps for each remaining parameter.

Being through with all  $n$  parameters, you will end with

$$\Delta R = \pm \sqrt{\frac{1}{2} (\Delta R_{1+}^2 + \Delta R_{1-}^2 + \Delta R_{2+}^2 + \Delta R_{2-}^2 + \cdots + \Delta R_{n+}^2 + \Delta R_{n-}^2)}$$

So the terms under the square root have become simple differences which are determined most easily with the help of your *WP 43S*.

For ‘small’ errors or less curvature of  $f$ , the following simpler algorithm will do, requiring down to half as many steps:

1. Program the function  $R = f(x_1, x_2, \dots, x_n)$  in a way you can vary its parameters easily.
2. Let your *WP 43S* compute  $R = f(x_1, x_2, \dots, x_n)$ .
3. Let it compute  $R_1 = f(x_1 + \Delta x_1, x_2, \dots, x_n)$  and  $\Delta R_1 = R_1 - R$ .
4. Let it compute  $R_2 = f(x_1, x_2 + \Delta x_2, \dots, x_n)$  and  $\Delta R_2 = R_2 - R$ .
5. Repeat the last step for each remaining parameter.

Being through with all  $n$  parameters, you will end with

$$\Delta R = \pm \sqrt{\Delta R_1^2 + \Delta R_2^2 + \cdots + \Delta R_n^2}$$

You might know this formula from your university or lab classes.

## Solving Differential Equations

The method applied to the examples in the respective chapter in *Section 3* of the *OM* develops as explained below:

First, we solve one-dimensional problems of the kind

$$\frac{d^2 f}{dt^2} = a - b \left( \frac{df}{dt} \right)^2$$

This is the equation for a body (of mass  $M$ ) falling through a medium featuring drag proportional to the velocity squared of said body. For

earthly problems, take  $a = 9.81 \frac{m}{s^2} = g$  and  $b = \delta/M$  with the constant parameter  $\delta$  taking care of the viscosity of the medium as well as size and shape of the falling body as a whole.

For a first guess, let us assume  $b = 0$ . So there will be no drag at all, the body will be just accelerated by  $a = g$ . Then for two arbitrary subsequent points in time,

- vertical velocity will develop like  $\left(\frac{df}{dt}\right)_{i+1} \approx \left(\frac{df}{dt}\right)_i + a\Delta t$  and
- position over ground like  $f_{i+1} \approx f_i + \left(\frac{df}{dt}\right)_i \Delta t$ .

Proceeding from time zero in small, constant time steps  $\Delta t = t_{i+1} - t_i$ :

$$f_1 = f_0 + \left(\frac{df}{dt}\right)_0 \Delta t \text{ and } \left(\frac{df}{dt}\right)_1 = \left(\frac{df}{dt}\right)_0 + a\Delta t,$$

$$f_2 = f_1 + \left(\frac{df}{dt}\right)_1 \Delta t \text{ and } \left(\frac{df}{dt}\right)_2 = \left(\frac{df}{dt}\right)_1 + a\Delta t, \text{ etc.}$$

Principally, a better approximation of the slope of  $f$  is achieved using the so-called *half-step method*:

$$\left(\frac{df}{dt}\right)_{1/2} \approx \left(\frac{df}{dt}\right)_0 + a \frac{\Delta t}{2}$$

$$\left(\frac{df}{dt}\right)_{i+\frac{1}{2}} \approx \left(\frac{df}{dt}\right)_{i-\frac{1}{2}} + a\Delta t$$

$$f_{i+1} \approx f_i + \left(\frac{df}{dt}\right)_{i+\frac{1}{2}} \Delta t$$

Proceeding from time zero in small steps  $\Delta t$  again, we get

$$\left(\frac{df}{dt}\right)_{1/2} = \left(\frac{df}{dt}\right)_0 + a \frac{\Delta t}{2}$$

$$f_1 = f_0 + \left(\frac{df}{dt}\right)_{1/2} \Delta t \text{ and } \left(\frac{df}{dt}\right)_{3/2} = \left(\frac{df}{dt}\right)_{1/2} + a\Delta t$$

$$f_2 = f_1 + \left(\frac{df}{dt}\right)_{3/2} \Delta t, \text{ etc.}$$

Let us drop the restriction for  $b$  now. Replacing  $a$  in the previous set of equations by the right side of the differential equation on p. 242, we will get the following new set:

$$\begin{aligned}\frac{df}{dt}_{1/2} &\approx \frac{df}{dt}_0 + \left[ a - b \left( \frac{df}{dt} \right)_0^2 \right] \frac{\Delta t}{2} \\ \left( \frac{df}{dt} \right)_{i+1/2} &\approx \left( \frac{df}{dt} \right)_{i-1/2} + \left[ a - b \left( \frac{df}{dt} \right)_{i-1/2}^2 \right] \Delta t \\ f_{i+1} &\approx f_i + \left( \frac{df}{dt} \right)_{i+1/2} \Delta t\end{aligned}$$

Proceeding from time zero in small steps  $\Delta t$  again, we get

$$\begin{aligned}\left( \frac{df}{dt} \right)_{1/2} &= \left( \frac{df}{dt} \right)_0 + \left[ a - b \left( \frac{df}{dt} \right)_0^2 \right] \frac{\Delta t}{2} \\ f_1 &= f_0 + \left( \frac{df}{dt} \right)_{1/2} \Delta t \quad \text{and} \quad \left( \frac{df}{dt} \right)_{3/2} = \left( \frac{df}{dt} \right)_{1/2} + \left[ a - b \left( \frac{df}{dt} \right)_{1/2}^2 \right] \Delta t \\ f_2 &= f_1 + \left( \frac{df}{dt} \right)_{3/2} \Delta t, \quad \text{etc.}\end{aligned}$$

This half-step method as explained above can be applied easily to all ordinary differential equations of second order which can be written like

$$\frac{d^2 f}{dt^2} = h \left( t, f, \frac{df}{dt} \right)$$

with an arbitrary *real* function  $h$  depending on *time*, the *function itself* and *its first derivative*. The equations applicable in this general case are

$$\begin{aligned}\left( \frac{df}{dt} \right)_{1/2} &= \left( \frac{df}{dt} \right)_0 + h \left( t_0, f_0, \left[ \frac{df}{dt} \right]_0 \right) \frac{\Delta t}{2} \\ \left( \frac{df}{dt} \right)_{i+1/2} &= \left( \frac{df}{dt} \right)_{i-1/2} + h \left( t_{i-1/2}, f_{i-1/2}, \left[ \frac{df}{dt} \right]_{i-1/2} \right) \Delta t \\ f_{i+1} &= f_i + \left[ \frac{df}{dt} \right]_{i-1/2} \Delta t\end{aligned}$$

For solving a two-dimensional problem like e.g. finding the orbit of a satellite in the gravitational field of the earth, we need two differential equations, one for **x** and one for **y**:

$$\frac{d^2x}{dt^2} = \frac{F_x}{m} = -\frac{F}{m} \frac{x}{\sqrt{x^2 + y^2}} \quad \text{and} \quad \frac{d^2y}{dt^2} = \frac{F_y}{m} = -\frac{F}{m} \frac{y}{\sqrt{x^2 + y^2}} .$$

And we know  $F = \frac{G \, m \, M}{(x^2 + y^2)}$  , thus

$$\frac{d^2x}{dt^2} = -\frac{GM}{(x^2 + y^2)^{3/2}} \, x = K_x \quad \text{and} \quad \frac{d^2y}{dt^2} = -\frac{GM}{(x^2 + y^2)^{3/2}} \, y = K_y$$

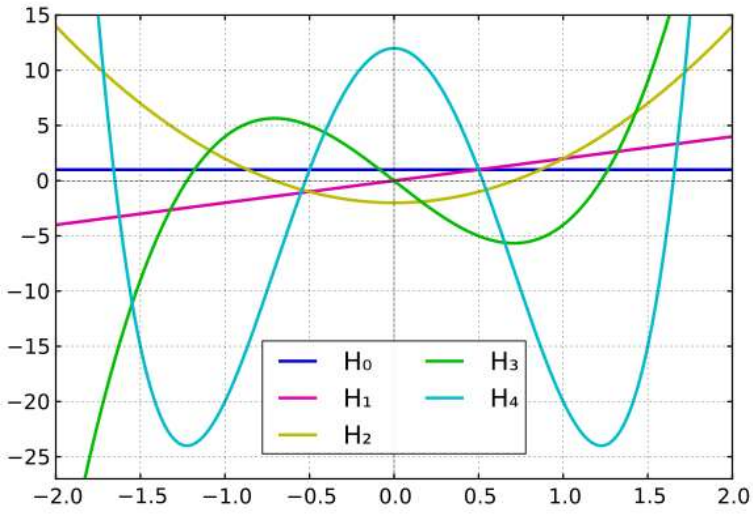
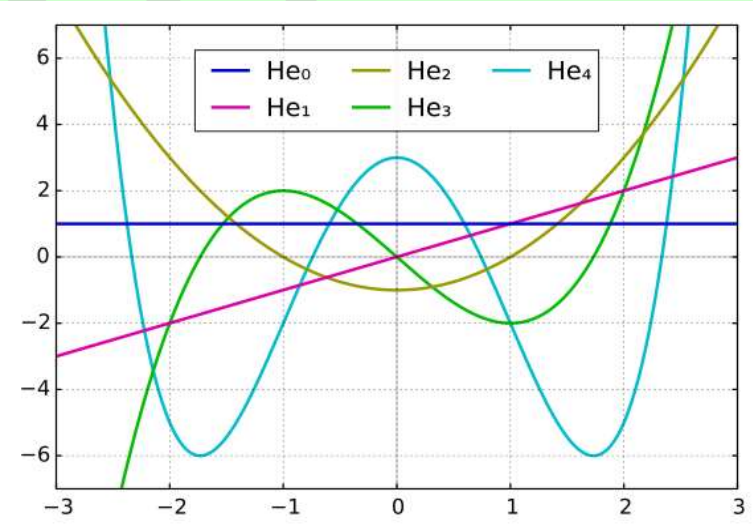
This is a pair of coupled differential equations. It is solved as follows:

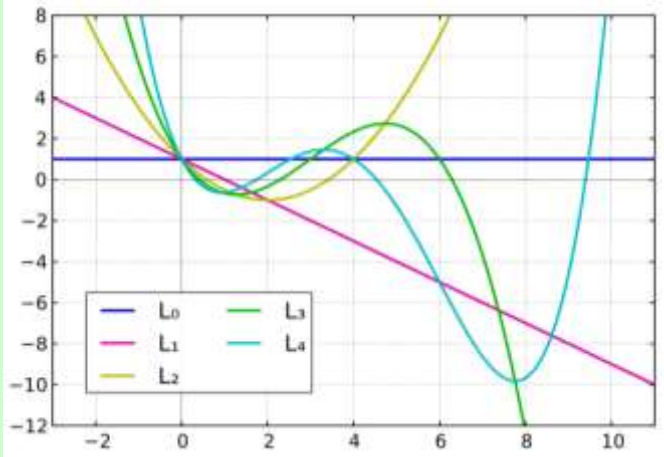
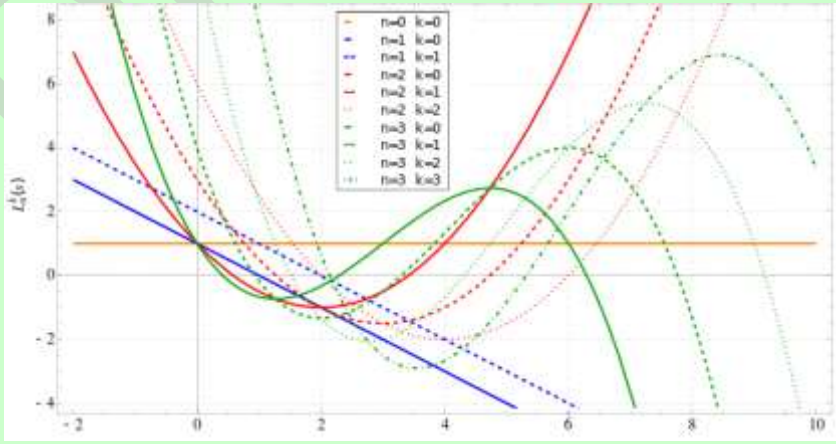
$$\begin{aligned} \left(\frac{dx}{dt}\right)_{1/2} &\approx \left(\frac{dx}{dt}\right)_0 + K_x \frac{\Delta t}{2} & \left(\frac{dy}{dt}\right)_{1/2} &\approx \left(\frac{dy}{dt}\right)_0 + K_y \frac{\Delta t}{2} \\ \left(\frac{dx}{dt}\right)_{i+\frac{1}{2}} &\approx \left(\frac{dx}{dt}\right)_{i-\frac{1}{2}} + K_x \Delta t & \left(\frac{dy}{dt}\right)_{i+\frac{1}{2}} &\approx \left(\frac{dy}{dt}\right)_{i-\frac{1}{2}} + K_y \Delta t \\ x_{i+1} &\approx x_i + \left(\frac{dx}{dt}\right)_{i+1/2} \Delta t & y_{i+1} &\approx y_i + \left(\frac{dy}{dt}\right)_{i+1/2} \Delta t \end{aligned}$$

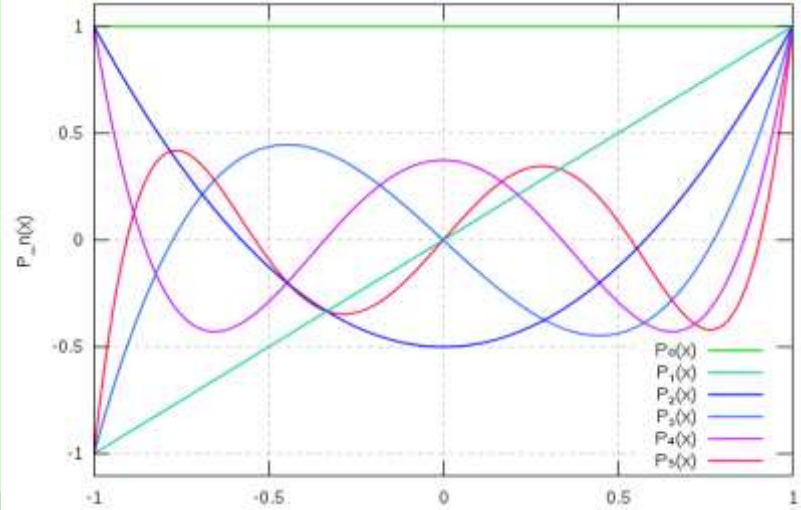
## Orthogonal Polynomials

The following polynomials are all collected in X.FN'ORTHOG.

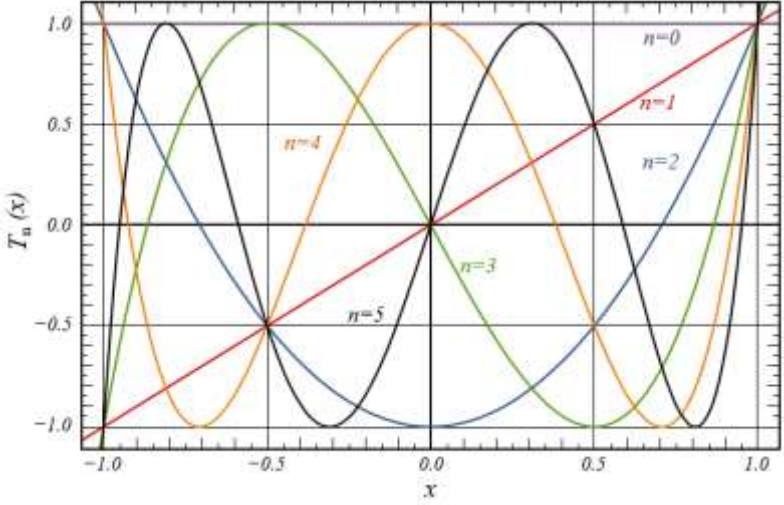
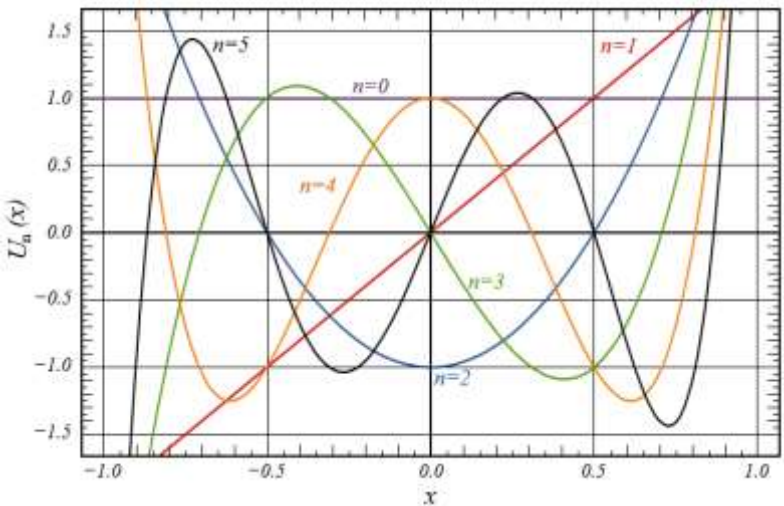
Name	Remarks (see pp. 12ff for general information)
H <sub>n</sub>	<p><b>Hermite</b> polynomials for <u>probability</u>: <math>H_n(x) = (-1)^n \cdot e^{x^2/2} \cdot \frac{d^n}{dx^n} \left( e^{-x^2/2} \right)</math></p> <p>with <b>n</b> in <b>Y</b>, solving the differential equation</p> $f''(x) - 2x \cdot f'(x) + 2n \cdot f(x) = 0 .$ <p>See the first five polynomials plotted overleaf.</p>

Name	Remarks (see pp. 12ff for general information)
	
$H_{np}$	<p data-bbox="218 726 1052 805"><b>Hermite</b> polynomials for <u>physics</u>: <math>H_{np}(x) = (-1)^n \cdot e^{x^2} \cdot \frac{d^n}{dx^n} (e^{-x^2})</math> with <math>n</math> in <math>\mathbf{Y}</math>, solving the same differential equation. See the first five polynomials plotted below.</p> 

Name	Remarks (see pp. 12ff for general information)
$L_m$	<p><b>Laguerre polynomials</b> (compare <math>L_{n\alpha}</math> below):</p> $L_n(x) = \frac{e^x}{n!} \cdot \frac{d^n}{dx^n} (x^n e^{-x}) = L_n^{(0)}(x) \quad \text{with } n \text{ in } \mathbf{Y}, \text{ solving the differential equation } x \cdot f''(x) + (1-x) \cdot f'(x) + n \cdot f(x) = 0.$ <p>See the first five Laguerre polynomials plotted here.</p> 
$L_{m\alpha}$	<p><b>Laguerre's generalized polynomials</b> (compare <math>L_n</math> above):</p> $L_n^{(\alpha)}(x) = \frac{x^{-\alpha} e^x}{n!} \cdot \frac{d^n}{dx^n} (x^{n+\alpha} e^{-x}) \quad \text{with } n \text{ in } \mathbf{Y} \text{ and } \alpha \text{ in } \mathbf{Z}. \text{ Some of them are plotted below } (k=\alpha).$ 

Name	Remarks (see pp. 12ff for general information)
P <sub>n</sub>	<p><b>Legendre polynomials:</b> <math>P_n(x) = \frac{1}{2^n n!} \cdot \frac{d^n}{dx^n} \left[ (x^2 - 1)^n \right]</math> with <math>n</math> in <math>\mathbb{Y}</math>, solving the differential equation</p> $\frac{d}{dx} \left[ (1 - x^2) \cdot \frac{d}{dx} f(x) \right] + n(n+1)f(x) = 0.$ <p>See the first six polynomials plotted here:</p> 
T <sub>n</sub>	<p><b>Chebyshev</b> (a.k.a. Čebyšev, Tschebyschow, Tschebyscheff) <i>polynomials of first kind</i></p> $T_n(x) = \begin{cases} \cos(n \arccos(x)) & \text{for } -1 \leq x \leq 1 \\ \cosh(n \operatorname{arcosh}(x)) & \text{for } x > 1 \\ (-1)^n \cosh(n \operatorname{arcosh}(-x)) & \text{for } x < -1 \end{cases} \quad \text{with } n \text{ in } \mathbb{Y}, \text{ solving}$ <p>the differential equation</p> $f''(x) - \frac{x}{1-x^2} f'(x) + \frac{n^2}{1-x^2} f(x) = 0$ <p>The plot overleaf shows <math>T_0(x) \dots T_5(x)</math>.</p>

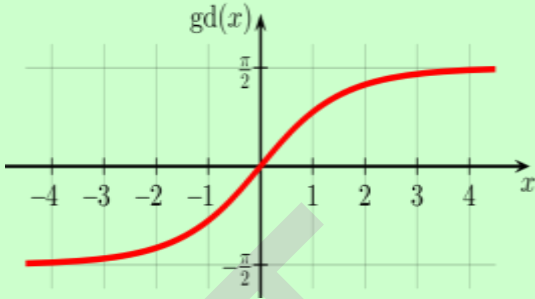


Name	Remarks (see pp. 12ff for general information)
	
$U_n$	<p><b>Chebyshev</b> polynomials of <b>second</b> kind <math>U_n(x)</math> with <math>n</math> in <math>\mathbb{Y}</math>, solving the differential equation</p> $f''(x) - \frac{3x}{1-x^2}f'(x) + \frac{n(n+2)}{1-x^2}f(x) = 0$ <p>The plot below shows <math>U_0(x) \dots U_5(x)</math> :</p> 

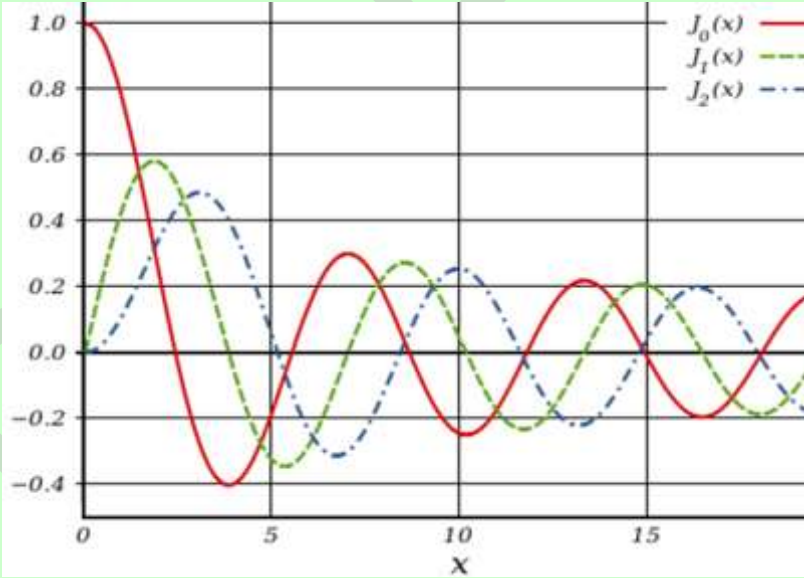
# Even More Mathematical Functions

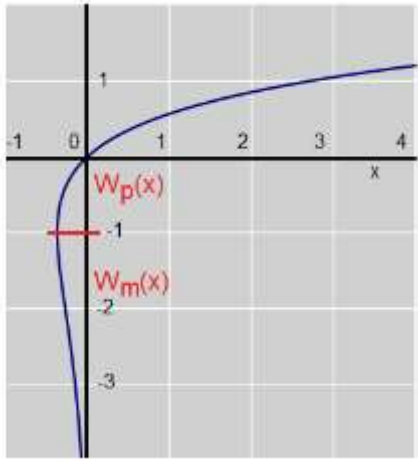
All the following functions are found in X.FN. Some of them are for pure mathematics only but were useful at some stages of the *WP 34S* or *WP 43S* projects, so we made them accessible for the public.

Name	Remarks (see pp. 12ff for general information)
AGM	Returns the <i>arithmetic-geometric mean</i> . Find more about it here: <a href="http://mathworld.wolfram.com/Arithmetic-GeometricMean.html">http://mathworld.wolfram.com/Arithmetic-GeometricMean.html</a> .
erf	<p>Returns the <i>error function</i> <math>erf(x) = \frac{2}{\sqrt{\pi}} \int_0^x e^{-\tau^2} d\tau</math> .</p> <div data-bbox="383 632 982 920">A graph of the error function erf(x) plotted on a grid. The x-axis ranges from -2.5 to 2.5 with major ticks every 0.5 units. The y-axis ranges from -1 to 1 with major ticks at -1, -0.5, 0.5, and 1. The curve is a smooth, S-shaped red line passing through the origin (0,0). It approaches -1 as x goes to negative infinity and 1 as x goes to positive infinity. The label 'erf(x)' is placed near the top of the y-axis.</div> <p>Note that <math>erf\left(\frac{x}{\sqrt{2}}\right) = 2 \cdot \Phi(x) - 1</math> with <math>\Phi(x)</math> representing the <i>standard normal CDF</i> as described on p. 227.</p> <p>Beyond statistics, the <i>error function</i> may be helpful in heat conduction and diffusion problems, for instance.</p>
erfc	<p>This command returns the <i>complementary error function</i> <math>erfc(x) = 1 - erf(x) = \frac{2}{\sqrt{\pi}} \int_x^\infty e^{-\tau^2} d\tau</math> . This function is related to the <i>error probability</i> of the <i>standard normal distribution</i>.</p>

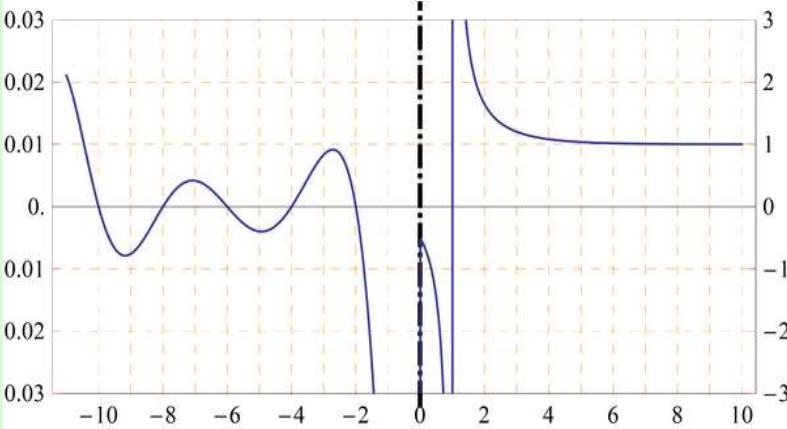
Name	Remarks (see pp. 12ff for general information)
$g_d, g_d^{-1}$	<p>Returns the <i>Gudermannian function</i></p> $g_d(x) = \int_0^x \frac{d\xi}{\cosh \xi}$ <p>linking hyperbolic and trigonometric functions. See the plot for its <i>real</i> values. The <i>inverse</i> of this function is</p> $g_d^{-1}(x) = \int_0^x \frac{d\xi}{\cos \xi}.$ <p>Start reading here for more:  <a href="http://en.wikipedia.org/wiki/Gudermannian_function">http://en.wikipedia.org/wiki/Gudermannian_function</a> .</p> 
$I_{xyz}$	<p>Returns the <i>regularized (incomplete) Beta function</i> <math>\frac{\beta_x(x, y, z)}{B(y, z)}</math> with</p> $\beta_x(x, y, z) = \int_0^x t^{y-1} (1-t)^{z-1} dt$ <p>being the <i>incomplete Beta function</i> and <math>B(y, z)</math> being <i>Euler's Beta function</i> (see p. 91 and <a href="https://en.wikipedia.org/wiki/Beta_function">https://en.wikipedia.org/wiki/Beta_function</a> ).</p>
$I\Gamma_p$	<p>Returns the <i>regularized Gamma function</i> <math>P(x, y) = \frac{\gamma(x, y)}{\Gamma(x)}</math></p> <p>See <math>\gamma_{xy}</math> below for <math>\gamma(x, y)</math> and p. 91 for <math>\Gamma(x)</math>.</p>
$I\Gamma_q$	<p>Returns the <i>regularized Gamma function</i> <math>Q(x, y) = \frac{\Gamma_u(x, y)}{\Gamma(x)}</math></p> <p>See <math>\Gamma_{xy}</math> below for <math>\Gamma_u(x, y)</math> and p. 91 for <math>\Gamma(x)</math>.</p>

See here for more:  
[https://en.wikipedia.org/wiki/incomplete\\_gamma\\_function](https://en.wikipedia.org/wiki/incomplete_gamma_function)

Name	Remarks (see pp. 12ff for general information)
$J_y(x)$	<p>Generally, the <i>Bessel functions</i> solve the differential equation <math>x^2 f''(x) + x f'(x) + (x^2 - \nu^2) f(x) = 0</math> with <math>\nu \in \mathbb{C}</math>.</p> <p><math>J_y(x)</math> returns the <i>Bessel function of first kind</i> and order <math>y = \nu</math>. For arbitrary <math>\nu</math>, this is</p> $J_\nu(x) = \sum_{m=0}^{\infty} \frac{(-1)^m}{m! \Gamma(m + \nu + 1)} \left(\frac{x}{2}\right)^{2m+\nu}$ <p>For integer <math>\nu</math>, this is also</p> $J_\nu(x) = \frac{1}{\pi} \int_0^\pi \cos[\nu t - x \sin(t)] dt$  <p>Start reading here for more information:  <a href="http://en.wikipedia.org/wiki/Bessel_function">http://en.wikipedia.org/wiki/Bessel_function</a>.</p>

Name	Remarks (see pp. 12ff for general information)
$W_p$ , $W_m$	<p>Returns <i>Lambert's W</i> with its principal branch (called <math>W_p</math> here) and its negative branch (called <math>W_m</math> for <u>minus</u>). The connecting point is <math>(-1/e, -1)</math>. The diagram shows the <i>real</i> values of both branches.</p>  <p>Start reading here for more information:  <a href="http://en.wikipedia.org/wiki/Lambert_W_function">http://en.wikipedia.org/wiki/Lambert_W_function</a> . Learn more here:  <a href="http://mathworld.wolfram.com/LambertW-Function.html">http://mathworld.wolfram.com/LambertW-Function.html</a> .</p>
$\gamma_{XY}$	<p>Returns the <i>lower incomplete Gamma function</i></p> $\gamma(x, y) = \int_0^y t^{x-1} e^{-t} dt \quad . \text{ Required for } I\Gamma_p \text{ above.}$
$\Gamma_{XY}$	<p>Returns the <i>upper incomplete Gamma function</i></p> $\Gamma_u(x, y) = \int_y^\infty t^{x-1} e^{-t} dt \quad . \text{ Required for } I\Gamma_q \text{ above.}$
$\zeta(x)$	<p>Returns <i>Riemann's Zeta</i> for <i>real</i> arguments, with <math>\zeta(x) = \sum_{n=1}^{\infty} \frac{1}{n^x}</math> for <math>x &gt; 1</math> , and its analytical continuation for <math>x &lt; 1</math> :</p> $\zeta(x) = 2^x \pi^{x-1} \sin\left(\frac{\pi}{2} x\right) \cdot \Gamma(1-x) \cdot \zeta(1-x).$ <p>Note the different vertical scales for negative and positive <math>x</math> in the plot overleaf.</p>

See here for more:  
[https://en.wikipedia.org/wiki/incomplete\\_gamma\\_function](https://en.wikipedia.org/wiki/incomplete_gamma_function)

Name	Remarks (see pp. 12ff for general information)
	 <p>The graph displays the Riemann Zeta Function, <math>\zeta(x)</math>, plotted against <math>x</math>. The x-axis ranges from -10 to 10, and the y-axis ranges from -0.03 to 0.03. A vertical dashed line is drawn at <math>x=0</math>. For <math>x &lt; 0</math>, the function oscillates with peaks and troughs. For <math>x &gt; 1</math>, the function is positive and decreases towards 1 as <math>x</math> increases. There is a vertical asymptote at <math>x=1</math>.</p> <p>Look here for more:  <a href="http://mathworld.wolfram.com/RiemannZetaFunction.html">http://mathworld.wolfram.com/RiemannZetaFunction.html</a> .</p>

Note the *error function* as well as *Laguerre*, *Legendre*, and *Bessel functions* were already provided on the *Commodore M55* pocket calculator of 1976/77 (featuring 55 keys).

Beyond what is printed in this appendix, you will find lots of information about the special functions implemented in your *WP 43S* in the internet in addition. Generally speaking, *Wikipedia* is a good starter – we recommend checking the articles in different languages since they may well contain different material and use different approaches. For applied statistics, the *NIST Sematech* online handbook (quoted on pp. 219ff) is a competent source. And *Mathworld* (quoted on pp. 250ff) may contain more details than you ever want to know. Further references are found at these sites.

# APPENDIX I: INFORMATION FOR ADVANCED USERS

## Recursive Programming

Using local registers allows for creating a subroutine that calls itself recursively. Each invocation deals with its local data only. Of course, the *RPN stack* is global so be careful not to corrupt it.

Below is a recursive implementation of the factorial. It is an **example** for demonstration purposes only, since this routine will neither set the *stack* correctly nor will it work for input greater than some hundred:

LBL 'FACT'	Assume $x = 4$ when you call FACT. Then it will allocate one local register ( <b>R.00</b> ) and store <b>4</b> therein. After decrementing $x$ , FACT will call itself.
IP	
$x > 1 ?$	
GTO 00	Then FACT <sub>2</sub> will allocate a local register ( <b>R.00<sub>2</sub></b> ) and store <b>3</b> therein. After decrementing $x$ , FACT will call itself again.
1	
RTN	
LBL 00	Then FACT <sub>3</sub> will allocate a local register ( <b>R.00<sub>3</sub></b> ) and store <b>2</b> therein. After decrementing $x$ , FACT will call itself once more.
LocR 01	
STO .00	
DEC X	
XEQ 'FACT'	Then FACT <sub>4</sub> will return to FACT <sub>3</sub> with $x = 1$ . This $x$ will be multiplied by <b>r.00<sub>3</sub></b> there, returning to FACT <sub>2</sub> with $x = 2$ . This $x$ will be multiplied by <b>r.00<sub>2</sub></b> there, returning to FACT with $x = 6$ , where it will be multiplied by <b>r.00</b> and will finally become 24.
RCLx .00	
RTN	

## Building WP 43S Almost from Scratch

### How to build the simulator on Windows:

1. Navigate to <https://www.msys2.org/>. Download and run `msys2-x86_64-yyymmdd.exe`
2. Click **Next**
3. Enter the installation folder **C:\msys2\_64** and click **Next**
4. Tick **Run MSYS2 now** and click **Finish**

The following **commands printed blue** must be executed in the black MSYS2 window:

5. **pacman -Syu** . Confirm each question with ENTER and wait until finished.
6. Close the black window by Alt-F4.
7. Reopen *MSYS2 MinGW 64-bits* (every time you need to open MSYS2, open the 64-bits version).
8. **pacman -Syu** . Confirm each question with ENTER.
9. **pacman -S mingw-w64-x86\_64-gcc git base-devel mingw-w64-x86\_64-gtk3** . Confirm each question with ENTER.
10. **cd ~** to navigate to your home directory.
11. **git clone https://gitlab.com/Over\_score/wp43s.git** to get a local copy of the gitlab source repository on your PC.
12. **cd ~/wp43s** to navigate to the WP 43S program sources.
13. **git pull** to get the latest version from gitlab.com.
14. **make mrproper** to clean the build environment (this is not required but recommended).
15. **make** to build the WP 43S simulator.
16. **./wp43s** to run the simulator.
17. Return to step 13. (or to *App. F*) to get a new version of the sources.



## How to build the WP43S.pgm for the DM42 hardware:

1. Navigate to <http://gnutoolchains.com/arm-eabi/>, download and run **arm-eabi-gcc9.2.1.exe** or a more recent version.
2. Installation directory **C:\msys2\_64\arm-eabi** shall be the same base directory as in step 3 on previous page.
3. Select **Current user**
4. Tick **Hardlink duplicate files**
5. Untick **Add binary directory to %PATH%**
6. Tick **I accept the terms of the license agreement**
7. Click **Install**
8. Click **OK** on the Installation succeeded dialog.
9. Start *MSYS2 64 bits* if not yet started.
10. **cd ~/wp43s/DMCP\_build** to navigate to the *DMCP* build directory.
11. **./build\_GMP\_static\_ARM\_library** this is a long process: about 12 *minutes* on my PC.
12. **cd ~/wp43s/DMCP\_build** to navigate to the *DMCP* build directory if not yet there.
13. **git pull** to get the latest version from **gitlab.com**
14. **./build\_WP43S.pgm\_for\_DM42\_hardware** to build **WP43S.pgm** for the *DM42*. Maybe the first time the process ends with an error – then run the same command a second time.
15. Copy the file **~/wp43s/DMCP\_build/build/WP43S.pgm** via *USB* to your *DM42* and flash it (cf. *App. F*).
16. Loop to step 12.

# Index of Everything Provided

This index lists each and every item provided, be it a command, constant (C), menu or submenu (M unless trailed by a colon), predefined label (L) or variable (V), reserved character (c), or *system flag* (S). **Note that the sorting order in your WP 43S deviates for good reasons from the order MS Word applied here:**

$\hat{x}$ 85	→DEG 98	2COMPL 17	AUTXEQ (S) 113
- 97	→GRAD 98	2 <sup>x</sup> 17	B (V) 106
$\bar{x}$ 85	→H.MS 98	-∞ 97	BACK 20
$\bar{x}_w$ 87	→HR 98	∞ (C) 101	bar→Pa 21
$\bar{x} \rightarrow$ (M) 102	→INT 98	a <sub>⊗</sub> (C) 20	BATT? 21
$\bar{x}_G$ 86	→MULπ 98	a (C) 17	bbI→m <sup>3</sup> 21
# 105	→POL 98	A (V) 105	BC? 21
#B 105	→RAD 99	A...Ω (M) 91	BEEP 21
#DEC (V) 109	→REAL 99	A: 20	BeginP 21
% 100	→REC 99	a <sub>0</sub> (C) 17	BestF 21
%+MG 101	↕Lim (V) 109	ABS 17	BestF? 22
%MRR 100	↗ 99	ac <sub>US</sub> →m <sup>2</sup> 17	Binom 22
%T 101	°C→°F 16	ac→m <sup>2</sup> 17	Binom <sup>-1</sup> 22
%Σ 101	°F→°C 16	ACC (V) 105	Binom: 22
(-1) <sup>x</sup> 96	μ <sub>p</sub> (C) 93	ACOS 17	Binom <sub>e</sub> 22
(χ <sup>2</sup> ) <sup>-1</sup> 96	μ <sub>0</sub> (C) 93	ADM (V) 105	Binom <sub>p</sub> 22
/ 97	μ <sub>B</sub> (C) 93	ADV 17	BITS 22
[M] <sup>-1</sup> 96	μ <sub>e</sub> (C) 93	AGM 17	B <sub>n</sub> * 23
[M] <sup>T</sup> 96	μ <sub>e</sub> /μ <sub>B</sub> (C) 93	AGRAPH 18	B <sub>n</sub> 23
^MOD 97	μ <sub>n</sub> (C) 93	ALL 18	BS? 23
100	μ <sub>p</sub> (C) 93	ALLSCI (S) 113	Btu→J 23
M  100	μ <sub>u</sub> (C) 93	ALP.IN (S) 113	c (C) 23
x  100	≡# 105	ALPHA (S) 111	C (V) 106
+ 96	≡ADV 102	a <sub>Moon</sub> (C) 18	c <sub>1</sub> (C) 23
+/- 96	≡CHAR 103	AND 18	c <sub>2</sub> (C) 23
±∞? 97	≡DLAY 103	ANGLES (M) 19	cal→J 23
x 97	≡LCD 103	arccos 19	CARRY (S) 111
xMOD 97	≡MODE 103	arcosh 19	CASE 23
√x 101	≡PROG 103	arcsin 19	CATALOG 24
∛x 17	≡r 103	arctan 19	Cauch <sup>-1</sup> 24
∛y 87	≡REGS 104	artanh 19	Cauch 24
↔ 102	≡STK 104	ASIN 19	Cauch: 24
∫ 102	≡TAB 104	ASL.BLK (S) 113	Cauch <sub>e</sub> 24
∫f (M) 102	≡USER 104	ASR 20	CauchF 24
∫fdx (M) 102	≡WIDTH 104	ASSIGN 20	Cauch <sub>p</sub> 24
↕Lim (V) 109	≡Σ 104	ATAN 20	CB 24
→ (c) 97	1/x 16	atm→Pa 20	CEIL 24
→D.MS 98	10 <sup>x</sup> 16	au→m 20	CF 25
→DATE 97	1COMPL 16	AUTOFF (S) 113	CHARS (M) 25

CLALL 25	DBL× 29	Expon: 35	FV (V) 106
CLCVAR 25	DBLR 29	Expon <sub>e</sub> 35	fz <sub>UK</sub> →m <sup>3</sup> 37
CLFALL 25	DEC 30	Expon <sub>p</sub> 35	fz <sub>US</sub> →m <sup>3</sup> 37
CLK (M) 25	DECIM. (S) 112	EXPT 35	G (C) 38
CLLCD 25	DECOMP 30	e <sup>x</sup> 34	g <sub>⊗</sub> 40
CLMENU 25	DEG 30	e <sup>x-1</sup> 35	G <sub>0</sub> (C) 38
CLP 25	DEG→ 30	F 35	GAP 38
CLPALL 25	DENANY (S) 111	F <sub>δ</sub> 37	GaussF 38
CLR (M) 26	DENFIX (S) 111	F <sub>α</sub> 37	G <sub>c</sub> (C) 38
CLREGS 26	DENMAX 30	f' (M) 37	GCD 39
CLSTK 26	DENMAX (V) 106	f'' (M) 37	g <sub>d</sub> 39
CLX 26	DET 30	f''(x) 38	g <sub>d</sub> <sup>-1</sup> 39
CLΣ 26	DIGITS (M) 30	F&p: 38	g <sub>e</sub> (C) 39
CNST 26	DISP (M) 30	F <sup>-1</sup> (p) 36	Geom <sup>-1</sup> 39
COMB 26	DMY (S) 110	f'(x) 38	Geom 39
CONJ 26	DOT 31	F(x) 36	Geom: 39
CONST (M) 26	DROP 31	F: 37	Geom <sub>e</sub> 39
CONVG 27	DROPy 31	FB 35	Geom <sub>p</sub> 39
CORR 27	DSE 31	FBR 35	gl <sub>US</sub> →m <sup>3</sup> 39
cos 27	DSL 31	FC? 35	gl <sub>UK</sub> →m <sup>3</sup> 39
cosh 27	DSTACK 31	FC?C 36	GM <sub>⊗</sub> 39
COV 27	DSZ 32	FC?F 36	GRAD 40
CPX (M) 27	e (C) 33	FC?S 36	GRAD→ 40
CPX? 28	E: 35	FCNS (M) 35	GRAMOD (V) 107
CPXj (S) 110	e <sub>E</sub> (C) 33	F <sub>e</sub> (x) 36	GROW (S) 113
CPXRES (S) 110	EIGVAL 33	FF 36	GTO 40
CPXS (M) 28	EIGVEC 33	FIB 36	GTO. 40
CROSS 28	END 33	FILL 36	$\bar{x}_H$ 86
ct→kg 28	ENDP 33	FIN (M) 36	h (C) 40
cwt→kg 28	ENG 33	FIX 36	h̄ (C) 41
CX→RE 28	ENORM 33	FLAGS (M) 36	ha→m <sup>2</sup> 40
D (V) 106	ENTER↑ 33	FLASH (M) 36	H <sub>n</sub> 41
D.MS 32	ENTRY? 34	FLASH? 36	H <sub>np</sub> 41
D.MS→ 32	EQ.DEL 34	FLOOR 36	hp <sub>UK</sub> →W 41
D.MS→D 32	EQ.EDI 34	fm.→m 37	hp <sub>E</sub> →W 41
D.MY 32	EQ.NEW 34	FP 37	hp <sub>M</sub> →W 41
D→D.MS 32	EQN (M) 34	F <sub>p</sub> (x) 36	Hyper 41
D→J 32	erf 34	FP? 37	Hyper <sup>-1</sup> 41
D→R 32	erfc 34	fr→dB 37	Hyper: 41
DATE 29	ERR 34	FRACT (S) 111	Hyper <sub>e</sub> 41
DATE→ 29	EVEN? 34	FS? 37	Hyper <sub>p</sub> 41
DATES (M) 29	EXITALL 34	FS?C 37	HypF 41
DAY 29	EXP (M) 34	FS?F 37	I- 44
dB→fr 29	ExpF 35	FS?S 37	I (V) 107
dB→pr 29	Expon <sup>-1</sup> 35	ft.→m 37	i%/a (V) 107
DBL/ 29	Expon 35	ft <sub>US</sub> →m 37	I/O (M) 44

I+ 44	K <sub>J</sub> (C) 46	m <sub>⊙</sub> 56	Mat_B (V) 107
IDIV 42	KTYP? 46	m <sub>⊕</sub> 56	Mat_X 52
IDIVR 42	L (V) 107	m <sub>ν</sub> (C) 54	Mat_X (V) 107
IGNIER (S) 113	L.INTS (M) 50	M.DELR 54	MATR? 51
iHg→Pa 42	L.R. 50, 79	M.DIM 54	MATRS (M) 51
Im 42	LASTx 47	M.DIM? 54	MATX (M) 51
in.→m 43	lb.→kg 47	M.DY 54	max 52
INC 42	lbf→N 47	M.EDI 54	MDY (S) 110
INDEX 42	LBL 47	M.EDIN 54	m <sub>e</sub> (C) 52
INFO (M) 42	LBL? 47	M.EDIT (M) 54	MEM? 52
INPUT 42	LCM 47	M.GET 55	MENU 52
INT? 43	LEAD.0 (S) 111	M.GOTO 55	MENUS (M) 52
INTING (S) 113	LEAP? 47	M.GROW 55	mi.→m 52
INTS (M) 43	LgNrm 47	M.INSR 55	min 52
INVRT 43	LgNrm <sup>-1</sup> 47	M.LU 55	MIRROR 52
IP 43	LgNrm: 48	M.NEW 55	M <sub>Moon</sub> (C) 52
ISE 43	LgNrm <sub>e</sub> 47	M.OLD 55	m <sub>n</sub> (C) 52
ISG 43	LgNrm <sub>p</sub> 47	M.PUT 55	m <sub>n</sub> /m <sub>p</sub> (C) 52
ISZ 43	LinF 48	M.R <sub>2</sub> R 56	MOD 53
I <sub>xyz</sub> 44	LJ 48	M.SIMQ (M) 56	MODE (M) 53
IΓ <sub>p</sub> 44	L <sub>mα</sub> 48	M.SQR? 56	MONTH 53
IΓ <sub>q</sub> 44	L <sub>m</sub> 48	M.WRAP 56	m <sub>p</sub> (C) 53
J- 44	LN 48	m: 56	m <sub>p</sub> /m <sub>e</sub> (C) 53
J (V) 107	LN(1+x) 48	m→au 56	m <sub>pL</sub> (C) 53
J/G 44	LNβ 48	m→fm. 56	MSG 53
J+ 44	LNΓ 48	m→ft <sub>US</sub> 56	m <sub>u</sub> (C) 53
J→Btu 44	LOAD 48	m→ft. 56	m <sub>uc</sub> <sup>2</sup> (C) 53
J→cal 44	LOADP 49	m→in. 56	MULT× (S) 112
J→D 45	LOADR 49	m→ly 56	MULπ 53
J→Wh 45	LOADSS 49	m→mi. 56	MULπ→ 53
J <sub>y</sub> (x) 44	LOADΣ 49	m→nmi. 56	MVAR 53
k (C) 45	LocR 49	m→pc 56	MyMenu 53
K (V) 107	LocR? 49	m→pt. 56	Myα (M) 53
KEY 45	LOG <sub>10</sub> 49	m→yd. 56	N→lbf 58
KEY? 45	LOG <sub>2</sub> 49	m <sup>2</sup> →ac <sub>US</sub> 51	N <sub>A</sub> 57
KEYG 45	LogF 49	m <sup>2</sup> →ac 51	NaN (C) 57
KEYX 45	Logis <sup>-1</sup> 50	m <sup>2</sup> →ha 51	NaN? 57
kg→ct 46	Logis 50	m <sup>3</sup> →bbl 51	NAND 57
kg→cwt 46	Logis: 50	m <sup>3</sup> →fz <sub>US</sub> 51	NBin <sup>-1</sup> 57
kg→lb. 46	Logis <sub>e</sub> 50	m <sup>3</sup> →fz <sub>UK</sub> 51	NBin 57
kg→oz 46	Logis <sub>p</sub> 50	m <sup>3</sup> →gl <sub>UK</sub> 51	NBin: 57
kg→s.t 46	LOG <sub>x</sub> y 50	m <sup>3</sup> →gl <sub>US</sub> 51	NBin <sub>e</sub> 57
kg→scw 46	LOOP (M) 50	MANT 51	NBin <sub>p</sub> 57
kg→sto 46	LOWBAT (S) 112	MASKL 51	NEIGHB 57
kg→ton 46	l <sub>PL</sub> (C) 50	MASKR 51	NEXTP 58
kg→trz 46	ly→m 50	Mat_A (V) 107	nmi.→m 58

NOP 58	PowerF 61	Re 65	SDR 72
NOR 58	pr→dB 62	$r_e$ (C) 65	Se <sup>2</sup> (C) 72
Norml 58	PRCL 61	RE→CX 66	Se' <sup>2</sup> (C) 73
Norml <sup>-1</sup> 58	PRIME? 61	Re→Im 66	SEED 73
Norml: 58	PRINT (M) 61	REAL? 65	SEND 73
Norml <sub>e</sub> 58	PRINT (S) 112	REALDF (V) 108	SETHCN 73
Norml <sub>p</sub> 58	PROB (M) 61	REALS (M) 65	SETDAT 73
NOT 58	PROG (M) 62	RECTN (S) 110	SETEUR 73
NPER (V) 108	PROGS (M) 62	RECV 65	SETIND 73
NUM.IN (S) 113	PROPFR (S) 111	REGS (V) 108	SETJPN 73
nΣ 58	PRTACT (S) 113	RESET 66	SETSIG 73
ODD? 59	psi→Pa 62	RJ 66	SETTIM 73
OFF 59	PSTO 62	R <sub>k</sub> (C) 66	SETUK 73
OR 59	pt.→m 62	RL 67	SETUSA 73
OrthoF 59	PUTK 62	RLC 67	SF 74
ORTHOG (M) 59	PV (V) 108	RM 67	Sf <sup>-1</sup> (C) 74
OVERFL (S) 111	QUIET (S) 112	RM? 68	SHOW 74
oz→kg 59	R <sub>∞</sub> (C) 71	RMD 68	SIGN 74
P.FN (M) 62	R <sub>⊕</sub> (C) 71	R <sub>Moon</sub> (C) 68	SIGNMT 74
P.FN2 (M) 62	R (C) 63	$\bar{x}_{RMS}$ 87	SIM_EQ 74
P: 62	R <sub>⊙</sub> (C) 71	RNORM 68	sin 74
P <sub>0</sub> (C) 59	R↑ 71	RootF 68	sinc 75
Pa→atm 59	R→D 71	ROUND 68	sinh 75
Pa→bar 59	R↓ 71	ROUNDI 68	SKIP 75
Pa→iHg 59	RAD 63	RR 69	SL 75
Pa→psi 59	RAD→ 63	RRC 69	SLOW (S) 112
Pa→tor 59	RAM (M) 63	RSD 69	s <sub>m</sub> 76
ParabF 59	RAN# 63	R-SORT 71	SMODE? 76
PARTS (M) 59	RANGE 63	RSUM 69	s <sub>mw</sub> 76
PAUSE 59	RANGE? 63	R-SWAP 71	SNAP 76
pc→m 60	RANI# 63	RTN 69	SOLVE 76
PER/a (V) 108	RBR 64	RTN+1 70	Solver (M) 77
PERM 60	RCL 64	RUNIO (S) 112	SOLVING (S) 113
PGMINT 60	RCL- 64	RUNTIM (S) 112	SPCRES(S) 112
PGMSLV 60	RCL/ 64	s 71	SPEC? 77
PIXEL 60	RCL+ 64	S.INTS (M) 79	SR 77
<b>PLOT</b> 60	RCL× 64	s.t→kg 79	SSIZE? 77
PMT (V) 108	RCL↑ 65	s→year 79	SSIZE8 (S) 112
P <sub>n</sub> 60	RCL↓ 65	Sa (C) 72	ST.A (V) 109
POINT 60	RCLCFG 64	SAVE 72	ST.B (V) 109
Poiss <sup>-1</sup> 61	RCLEL 64	SB 72	ST.C (V) 109
Poiss 61	RCLIJ 64	Sb (C) 72	ST.D (V) 109
Poiss: 61	R-CLR 70	SCI 72	ST.X (V) 109
Poiss <sub>e</sub> 61	RCLS 64	scw→kg 72	ST.Z (V) 109
Poiss <sub>p</sub> 61	R-COPY 70	SDIGS? 72	ST.T (V) 109
PopLR 61	RDP 65	SDL 72	ST.Y (V) 109

STAT (M) 77	TRACE (S) 112	X.FN (M) 87	$\varepsilon_0$ (C) 92
STATUS 77	TRANS 81	x: 87	$\varepsilon_m$ 92
STK (M) 77	TRI (M) 81	x→DATE 87	$\varepsilon_p$ 92
STO 77	trz→kg 82	x→ $\alpha$ 88	$\zeta(x)$ 92
STO- 78	TVM (M) 82	x $\hat{z}$ 88	$\lambda_c$ (C) 93
STO/ 78	U→ (M) 82	x $\hat{z}$ y 88	$\lambda_{cn}$ (C) 93
STO+ 78	ULP? 82	x <sup>2</sup> 85	$\lambda_{cp}$ (C) 93
STO× 78	U <sub>n</sub> 82	x <sup>3</sup> 85	$\pi$ (C) 93
STO† 78	UNITV 82	XEQ 86	$\Pi_n$ 93
sto→kg 78	UNSIGN 82	xIN 86	$\sigma$ 93
STO† 78	USER (S) 112	XNOR 86	$\Sigma-$ 95
STOCFG 77	V: 83	XOR 86	$\Sigma$ (M) 93
STOEL 77	V $\hat{x}$ 83	xOUT 86	$\Sigma 1/x$ 94
STOIJ 78	VAR (M) 83	$\hat{y}$ 89	$\Sigma 1/x^2$ 94
STOP 78	VARMU 83	Y.MD 89	$\Sigma 1/y$ 94
STOS 78	VARS (M) 83	y $\hat{z}$ 89	$\Sigma 1/y^2$ 94
STRI? 78	VERS? 83	yd.→m 89	$\Sigma+$ 95
STRING (M) 78	VIEW 83	YEAR 89	$\sigma_B$ (C) 93
SUM 79	V <sub>m</sub> (C) 83	year→s 89	$\Sigma \ln^2 x$ 94
s <sub>w</sub> 79	VMDISP (S) 113	YMD (S) 110	$\Sigma \ln^2 y$ 94
s <sub>xy</sub> 79	W <sup>-1</sup> 84	y <sup>x</sup> 89	$\Sigma \ln x$ 94
SYS.FL (M) 79	W→hp <sub>UK</sub> 85	z $\hat{z}$ 89	$\Sigma \ln xy$ 94
SYSTEM 79	W→hp <sub>E</sub> 85	Z <sub>0</sub> (C) 89	$\Sigma \ln y$ 94
t <sup>-1</sup> (p) 80	W→hp <sub>M</sub> 85	$\alpha$ (C) 90	$\Sigma \ln y/x$ 94
t(x) 80	WDAY 84	$\alpha \cdot$ (M) 91	$\Sigma_n$ 94
t: 82	Weibl 84	$\alpha$ .FN (M) 91	$\sigma_w$ 94
t $\hat{z}$ 82	Weibl <sup>-1</sup> 84	$\alpha \rightarrow x$ 91	$\Sigma x$ 94
T <sub>0</sub> 80	Weibl: 84	$\alpha$ CAP (S) 112	$\Sigma x/y$ 95
tan 80	Weibl <sub>e</sub> 84	$\alpha$ INTL (M) 90	$\Sigma x^2$ 94
tanh 80	Weibl <sub>p</sub> 84	$\alpha$ LENG? 90	$\Sigma x^2/y$ 94
TDISP 80	Wh→J 84	$\alpha$ MATH (M) 90	$\Sigma x^2 y$ 94
TDM (S) 110	WHO? 84	$\alpha$ POS? 90	$\Sigma x^3$ 95
t <sub>e</sub> (x) 80	W <sub>m</sub> 84	$\alpha$ RL 90	$\Sigma x^4$ 95
TEST (M) 80	W <sub>p</sub> 84	$\alpha$ RR 90	$\Sigma x \ln y$ 95
TICKS 80	WSIZE 85	$\alpha$ SL 90	$\Sigma xy$ 95
TIME 81	WSIZE? 85	$\alpha$ SR 91	$\Sigma y$ 95
TIMER 81	x < ? 88	$\gamma$ (C) 91	$\Sigma y^2$ 95
TIMES (M) 81	x = ? 88	$\Gamma(x)$ 91	$\Sigma y \ln x$ 95
T <sub>n</sub> 81	x ≠ ? 88	$\gamma_{EM}$ (C) 91	$\Phi$ (C) 95
ton→kg 81	x = -0? 88	$\gamma_p$ (C) 91	$\Phi_0$ (C) 95
TONE 81	x = +0? 88	$\gamma_{xy}$ 91	$\chi^2(x)$ 96
TOP? 81	x > ? 88	$\Gamma_{xy}$ 91	$\chi^2:$ 96
tor→Pa 81	x ≈ ? 88	$\Delta\%$ 92	$\chi^2_e(x)$ 96
T <sub>p</sub> (C) 81	x ≤ ? 88	$\delta x$ (L) 92	$\chi^2_p(x)$ 96
t <sub>p</sub> (x) 80	x ≥ ? 88	$\Delta v_{cs}$ (C) 92	$\omega$ (C) 96
t <sub>PL</sub> (C) 81	x! 87	$\varepsilon$ 92	

The same items sorted as they are in your WP 43S:

$^{\circ}\text{C} \rightarrow ^{\circ}\text{F}$ 16	ASR 19	CATALOG 23	CPXRES (S) 110
$^{\circ}\text{F} \rightarrow ^{\circ}\text{C}$ 16	ASSIGN 19	Cauch 24	CPXS (M) 27
$10^x$ 16	ATAN 19	$\text{Cauch}_e$ 24	CPX? 28
1COMPL 16	$\text{atm} \rightarrow \text{Pa}$ 20	CauchF 24	CROSS 28
$\frac{1}{2}$ (C) 16	AUTOFF (S) 112	$\text{Cauch}_p$ 24	$\text{ct} \rightarrow \text{kg}$ 28
$1/x$ 16	AUTXEQ (S) 112	$\text{Cauch}^{-1}$ 24	$\text{cwt} \rightarrow \text{kg}$ 28
2COMPL 16	$\text{au} \rightarrow \text{m}$ 20	Cauch: 24	CX $\rightarrow$ RE 28
$2^x$ 16	A: 20	CB 24	D (V) 105
$\sqrt[3]{x}$ 16	$a_{\oplus}$ (C) 20	CEIL 24	DATE 28
A (V) 105	B (V) 105	CF 24	DATES (M) 28
a (C) 17	BACK 20	CHARS (M) 24	DATE $\rightarrow$ 29
$a_0$ (C) 17	$\text{bar} \rightarrow \text{Pa}$ 20	CLALL 24	DAY 29
ABS 17	BATT? 20	CLCVAR 25	DBLR 29
ACC (V) 105	$\text{bbl} \rightarrow \text{m}^3$ 20	CLFALL 25	DBL $\times$ 29
ACOS 17	BC? 20	CLK (M) 25	DBL/ 29
$\text{ac}_{\text{US}} \rightarrow \text{m}^2$ 17	BEEP 21	CLLCD 25	$\text{dB} \rightarrow \text{fr}$ 29
$\text{ac} \rightarrow \text{m}^2$ 17	BeginP 21	CLMENU 25	$\text{dB} \rightarrow \text{pr}$ 29
ADM (V) 105	BestF 21	CLP 25	DEC 29
ADV 17	Binom 22	CLPALL 25	DECIM. (S) 112
AGM 17	$\text{Binom}_e$ 22	CLR (M) 25	DECOMP 30
AGRAPH 17	$\text{Binom}_p$ 22	CLREGS 25	DEG 30
ALL 17	$\text{Binom}^{-1}$ 22	CLSTK 25	DEG $\rightarrow$ 30
ALLSCI (S) 112	Binom: 22	CLX 26	DENANY (S) 110
ALP.IN (S) 113	BITS 22	$\text{CL}\Sigma$ 26	DENFIX (S) 111
ALPHA (S) 111	$B_n$ 22	CNST 26	DENMAX 30
$a_{\text{Moon}}$ (C) 18	$B_n^*$ 22	COMB 26	DENMAX (V) 105
AND 18	BS? 22	CONJ 26	DET 30
ANGLES (M) 18	$\text{Btu} \rightarrow \text{J}$ 22	CONST (M) 26	DIGITS (M) 30
arccos 18	C (V) 105	CONVG 26	DISP (M) 31
arcosh 18	c (C) 22	CORR 27	DMY (S) 110
arcsin 18	$c_1$ (C) 22	cos 27	DOT 30
arctan 19	$c_2$ (C) 22	cosh 27	DROP 31
artanh 19	$\text{cal} \rightarrow \text{J}$ 22	COV 27	DROPy 31
ASIN 19	CARRY (S) 111	CPX (M) 27	DSE 31
ASL.BLK (S) 113	CASE 23	CPXj (S) 110	DSL 31

DSTACK 31	E: 35	$f'$ (M) 37	Hyper 41
DSZ 31	F 35	$f'(x)$ 37	Hyper <sub>e</sub> 41
D.MS 32	FB 35	$f''$ (M) 37	Hyper <sub>p</sub> 41
D.MS→ 32	FBR 35	$f''(x)$ 37	Hyper <sup>-1</sup> 41
D.MS→D 32	FC? 35	F&p: 37	Hyper: 41
D.MY 32	FC?C 35	F: 37	HypF 41
D→D.MS 32	FC?F 35	G (C) 38	I (V) 106
D→J 32	FC?S 35	G <sub>0</sub> (C) 38	IDIV 41
D→R 32	FCNS (M) 35	GAP 38	IDIVR 41
$e$ (C) 32	$F_e(x)$ 35	GaussF 38	IGN1ER (S) 113
$e_E$ (C) 32	FF 36	G <sub>c</sub> (C) 38	iHg→Pa 41
EIGVAL 32	FIB 36	GCD 38	Im 41
EIGVEC 32	FILL 36	$g_d$ 38	INC 42
END 33	FIN (M) 36	$g_d^{-1}$ 38	INDEX 42
ENDP 33	FIX 36	$g_e$ (C) 38	INFO (M) 42
ENG 33	FLAGS (M) 36	Geom 39	INPUT 42
ENORM 33	FLASH (M) 36	Geom <sub>e</sub> 39	INT? 42
ENTER↑ 33	FLASH? 36	Geom <sub>p</sub> 39	INTING (S) 113
ENTRY? 33	FLOOR 36	Geom <sup>-1</sup> 39	INTS (M) 42
EQN (M) 33	fm.→m 36	Geom: 39	INVRT 42
EQ.DEL 34	FP 36	$gl_{us} \rightarrow m^3$ 39	in.→m 42
EQ.EDI 34	$F_p(x)$ 35	$gl_{uk} \rightarrow m^3$ 39	IP 43
EQ.NEW 34	FP? 36	GM <sub>⊕</sub> 39	ISE 43
erf 34	fr→dB 36	GRAD 39	ISG 43
erfc 34	fract (S) 110	GRAD→ 39	ISZ 43
ERR 34	FS? 37	GRAMOD (V) 106	I <sub>x,y,z</sub> 43
EVEN? 34	FS?C 37	GROW (S) 112	IF <sub>p</sub> 43
EXITALL 34	FS?F 37	GTO 39	IF <sub>q</sub> 43
EXP (M) 34	FS?S 37	GTO. 40	I+ 43
ExpF 34	ft.→m 37	$g_{\oplus}$ 40	I- 43
Expon 34	$ft_{us} \rightarrow m$ 37	h (C) 40	I/O (M) 43
Expon <sub>e</sub> 34	FV (V) 106	h̄ (C) 41	i%/a (V) 106
Expon <sub>p</sub> 34	$fz_{uk} \rightarrow m^3$ 37	ha→m <sup>2</sup> 40	J (V) 106
Expon <sup>-1</sup> 34	$fz_{us} \rightarrow m^3$ 37	H <sub>n</sub> 40	J <sub>y</sub> (x) 44
Expon: 35	F <sub>α</sub> 37	H <sub>np</sub> 40	J+ 44
EXPT 35	F <sub>δ</sub> 37	hp <sub>E</sub> →W 40	J- 44
$e^x$ 34	F(x) 35	hp <sub>M</sub> →W 40	J/G 44
$e^{x-1}$ 35	F <sup>-1</sup> (p) 35	hp <sub>uk</sub> →W 40	J→Btu 44



J→cal 44	LN 47	MATR? 51	M.EDI 54
J→D 44	LNβ 48	MATX (M) 51	M.EDIN 54
J→Wh 44	LNΓ 48	Mat_A (V) 107	M.EDIT (M) 54
K (V) 106	LN(1+x) 48	Mat_B (V) 107	M.GET 54
k (C) 44	LOAD 48	Mat_X 51	M.GOTO 54
KEY 44	LOADP 48	Mat_X (V) 107	M.GROW 54
KEYG 45	LOADR 48	max 51	M.INSR 54
KEYX 45	LOADSS 48	MDY (S) 110	M.LU 55
KEY? 45	LOADΣ 48	m <sub>e</sub> (C) 51	M.NEW 55
kg→ct 45	LocR 48	MEM? 51	M.OLD 55
kg→cwt 45	LocR? 49	MENU 51	M.PUT 55
kg→lb. 45	LOG <sub>10</sub> 49	MENUS (M) 51	M.R→R 55
kg→oz 45	LOG <sub>2</sub> 49	min 52	M.SIMQ (M) 55
kg→scw 45	LogF 49	MIRROR 52	M.SQR? 55
kg→sto 45	Logis 49	mi.→m 52	M.WRAP 55
kg→s.t 45	Logis <sub>e</sub> 49	M <sub>Moon</sub> (C) 52	m: 55
kg→ton 45	Logis <sub>p</sub> 49	m <sub>n</sub> (C) 52	m→au 56
kg→trz 45	Logis <sup>-1</sup> 49	m <sub>n</sub> /m <sub>p</sub> (C) 52	m→fm. 56
K <sub>J</sub> (C) 45	Logis: 49	MOD 52	m→ft <sub>US</sub> 56
KTYP? 46	LOG <sub>x</sub> y 49	MODE (M) 52	m→ft. 56
L (V) 106	LOOP (M) 49	MONTH 52	m→in. 56
LASTx 46	LOWBAT (S) 111	m <sub>p</sub> (C) 52	m→ly 56
lb.→kg 46	l <sub>pL</sub> (C) 49	m <sub>pL</sub> (C) 52	m→mi. 56
lbf→N 46	ly→m 49	m <sub>p</sub> /m <sub>e</sub> (C) 52	m→nmi. 56
LBL 46	L.INTS (M) 49	MSG 52	m→pc 56
LBL? 46	L.R. 50	m <sub>u</sub> (C) 53	m→pt. 56
LCM 46	m <sup>2</sup> →ac 50	m <sub>u</sub> c <sup>2</sup> (C) 53	m→yd. 56
LEAD.0 (S) 111	m <sup>2</sup> →ac <sub>US</sub> 50	MULT× (S) 112	m <sub>⊙</sub> 56
LEAP? 47	m <sup>2</sup> →ha 50	MULπ 53	m <sub>⊕</sub> 56
LgNrm 47	m <sup>3</sup> →bbl 50	MULπ→ 53	N <sub>A</sub> 56
LgNrm <sub>e</sub> 47	m <sup>3</sup> →fz <sub>UK</sub> 50	MVAR 53	NaN (C) 56
LgNrm <sub>p</sub> 47	m <sup>3</sup> →fz <sub>US</sub> 50	MyMenu 53	NAND 56
LgNrm <sup>-1</sup> 47	m <sup>3</sup> →gl <sub>UK</sub> 50	Myα (M) 53	NaN? 56
LgNrm: 47	m <sup>3</sup> →gl <sub>US</sub> 50	m <sub>ν</sub> (C) 53	NBin 56
LinF 47	MANT 50	M.DELR 53	NBin <sub>e</sub> 56
LJ 47	MASKL 51	M.DIM 53	NBin <sub>p</sub> 56
L <sub>m</sub> 47	MASKR 51	M.DIM? 53	NBin <sup>-1</sup> 56
L <sub>mα</sub> 47	MATRS (M) 51	M.DY 54	NBin: 57

NEIGHB 57	PMT (V) 107	RCL 63	RSUM 68
NEXTP 57	$P_n$ 60	RCLCFG 63	RTN 68
nmi. $\rightarrow$ m 57	POINT 60	RCLLEL 63	RTN+1 68
NOP 57	Poiss 60	RCLIJ 63	RUNIO (S) 111
NOR 57	Poiss <sub>e</sub> 60	RCLS 63	RUNTIM (S) 111
Norml 57	Poiss <sub>p</sub> 60	RCL+ 64	R-CLR 69
Norml <sub>e</sub> 57	Poiss <sup>-1</sup> 60	RCL- 64	R-COPY 69
Norml <sub>p</sub> 57	Poiss: 60	RCL $\times$ 64	R-SORT 69
Norml <sup>-1</sup> 57	PopLR 60	RCL/ 64	R-SWAP 70
Norml: 58	PowerF 60	RCL $\uparrow$ 64	R $_{\infty}$ (C) 70
NOT 58	PRCL 61	RCL $\downarrow$ 64	R $_{\oplus}$ (C) 70
NPER (V) 107	PRIME? 61	RDP 64	R $_{\odot}$ (C) 70
NUM.IN (S) 113	PRINT (M) 61	Re 64	R $\rightarrow$ D 70
n $\Sigma$ 58	PRINT (S) 111	r <sub>e</sub> (C) 64	R $\uparrow$ 70
N $\rightarrow$ lbf 58	PROB (M) 61	REAL? 64	R $\downarrow$ 70
ODD? 58	PROG (M) 61	REALDF (V) 107	s 70
OFF 58	PROGS (M) 61	REALS (M) 64	Sa (C) 70
OR 58	PROPFR (S) 110	RECTN (S) 110	SAVE 70
OrthoF 58	PRTACT (S) 113	RECV 64	SB 71
ORTHOG (M) 58	pr $\rightarrow$ dB 61	REGS (V) 108	Sb (C) 71
OVERFL (S) 111	psi $\rightarrow$ Pa 61	RESET 65	SCI 71
oz $\rightarrow$ kg 58	PSTO 61	RE $\rightarrow$ CX 65	scw $\rightarrow$ kg 71
P <sub>0</sub> (C) 59	pt. $\rightarrow$ m 62	Re $\rightarrow$ Im 65	SDIGS? 71
ParabF 59	PUTK 62	RJ 65	SDL 71
PARTS (M) 59	PV (V) 107	R <sub>K</sub> (C) 65	SDR 71
PAUSE 59	P.FN (M) 62	RL 66	Se <sup>2</sup> (C) 71
Pa $\rightarrow$ atm 59	P.FN2 (M) 62	RLC 66	SEED 71
Pa $\rightarrow$ bar 59	P: 62	RM 66	SEND 71
Pa $\rightarrow$ iHg 59	QUIET (S) 112	RMD 67	SETCHN 71
Pa $\rightarrow$ psi 59	R (C) 62	R <sub>Moon</sub> (C) 67	SETDAT 72
Pa $\rightarrow$ tor 59	RAD 62	RM? 67	SETEUR 72
pc $\rightarrow$ m 59	RAD $\rightarrow$ 62	RNORM 67	SETIND 72
PERM 59	RAM (M) 62	RootF 67	SETJPN 72
PER/a (V) 107	RANGE 62	ROUND 67	SETSIG 72
PGMINT 60	RANGE? 62	ROUNDI 67	SETTIM 72
PGMSLV 60	RAN# 63	RR 67	SETUK 72
PIXEL 60	RANI# 62	RRC 68	SETUSA 72
<b>PLOT</b> 60	RBR 63	RSD 68	Se' <sup>2</sup> (C) 72

SF 72	STO $\downarrow$ 77	$t_{PL}$ (C) 80	$W^{-1}$ 83
Sf <sup>-1</sup> (C) 72	sto $\rightarrow$ kg 77	$t_p(x)$ 79	$W\rightarrow hp_{UK}$ 84
SHOW 73	STO $\downarrow$ 77	TRACE (S) 111	$W\rightarrow hp_E$ 84
SIGN 73	STRING (M) 77	TRANS 81	$W\rightarrow hp_M$ 84
SIGNMT 73	STRI? 78	TRI (M) 81	$\hat{x}$ 84
SIM_EQ 73	ST.A (V) 108	trz $\rightarrow$ kg 81	$\bar{x}$ 84
sin 73	ST.B (V) 108	TVM (M) 81	$x^2$ 84
sinc 73	ST.C (V) 108	$t^{-1}(p)$ 79	$x^3$ 84
sinh 74	ST.D (V) 108	$t(x)$ 79	XEQ 85
SKIP 74	ST.T (V) 108	$t:$ 81	$\bar{x}_G$ 85
SL 74	ST.X (V) 108	$t\hat{z}$ 81	$\bar{x}_H$ 85
slow (S) 111	ST.Y (V) 108	ULP? 81	$xIN$ 85
$s_m$ 75	ST.Z (V) 108	$U_n$ 81	XNOR 85
SMODE? 75	SUM 78	UNITV 81	XOR 85
$s_{mw}$ 75	$s_w$ 78	UNSIGN 81	$xOUT$ 85
SNAP 76	$s_{xy}$ 78	USER (S) 111	$\bar{x}_{RMS}$ 86
SOLVE 76	SYSTEM 78	$U\rightarrow$ (M) 81	$\bar{x}_w$ 86
Solver (M) 76	SYS.FL (M) 78	VAR (M) 82	$\sqrt[n]{y}$ 86
SOLVING (S) 112	S.INTS (M) 78	VARMENU 82	$x!$ 86
SPCRES (S) 111	s.t $\rightarrow$ kg 78	VARS (M) 82	X.FN (M) 86
SPEC? 76	s $\rightarrow$ year 78	VERS? 82	$x:$ 86
SR 76	$T_0$ 79	VIEW 82	$x\rightarrow DATE$ 86
SSIZE8 (S) 112	$\tan$ 79	$V_m$ (C) 82	$x\rightarrow\alpha$ 87
SSIZE? 76	$\tanh$ 79	VMDISP (S) 113	$x\hat{z}$ 87
STAT (M) 76	TDISP 79	$V:$ 82	$x\hat{z}y$ 87
STATUS 76	TDM (S) 109	$V\chi$ 82	$x < ?$ 87
STK (M) 77	TEST (M) 79	WDAY 83	$x \leq ?$ 87
STO 77	$t_e(x)$ 79	Weibl 83	$x = ?$ 87
STOCFG 77	TICKS 79	Weibl <sub>e</sub> 83	$x \neq ?$ 87
STOEL 77	TIME 80	Weibl <sub>p</sub> 83	$x \approx ?$ 87
STOIJ 77	TIMER 80	Weibl <sup>-1</sup> 83	$x \geq ?$ 87
STOP 77	TIMES (M) 80	Weibl: 83	$x > ?$ 87
STOS 77	$T_n$ 80	WHO? 83	$x = +0?$ 87
STO+ 77	TONE 80	$Wh\rightarrow J$ 83	$x = -0?$ 87
STO- 77	ton $\rightarrow$ kg 80	$W_m$ 83	$\hat{y}$ 88
STO $\times$ 77	TOP? 80	$W_p$ 83	yd. $\rightarrow$ m 88
STO/ 77	tor $\rightarrow$ Pa 80	WSIZE 84	YEAR 88
	$T_p$ (C) 80	WSIZE? 84	year $\rightarrow$ s 88

ymd (S) 109	$\lambda_{cn}$ (C) 92	$\Sigma y^2$ 94	$\rightarrow \text{REC}$ 98
$y^x$ 88	$\lambda_{cp}$ (C) 92	$\Sigma y \ln x$ 94	$\uparrow \text{Lim (V)}$ 109
Y.MD 88	$\mu_0$ (C) 92	$\Sigma +$ 94	$\downarrow \text{Lim (V)}$ 109
$y \rightleftharpoons$ 88	$\mu_B$ (C) 92	$\Sigma -$ 94	$\rightleftharpoons$ 99
$Z_0$ (C) 88	$\mu_e$ (C) 92	$\Phi$ (C) 95	$ M $ 99
$z \rightleftharpoons$ 88	$\mu_e/\mu_B$ (C) 92	$\Phi_0$ (C) 95	$ x $ 99
$\alpha$ (C) 89	$\mu_n$ (C) 92	$\chi^2_e(x)$ 95	$  $ 100
$\alpha \text{CAP (S)}$ 111	$\mu_p$ (C) 92	$\chi^2_p(x)$ 95	% 100
$\alpha \text{INTL (M)}$ 89	$\mu_u$ (C) 92	$\chi^2(x)$ 95	%MRR 100
$\alpha \text{LENG?}$ 89	$\mu_\nu$ (C) 92	$\chi^2:$ 95	%T 100
$\alpha \text{MATH (M)}$ 89	$\pi$ (C) 92	$\omega$ (C) 95	% $\Sigma$ 100
$\alpha \text{POS?}$ 89	$\Pi_n$ 92	$(\chi^2)^{-1}$ 95	%+MG 100
$\alpha \text{RL}$ 89	$\Sigma$ (M) 93	$(-1)^x$ 95	$\sqrt{x}$ 101
$\alpha \text{RR}$ 89	$\sigma$ 93	$[M]^T$ 95	$\int$ 101
$\alpha \text{SL}$ 89	$\Sigma 1/x$ 93	$[M]^{-1}$ 95	$\int f$ (M) 101
$\alpha \text{SR}$ 90	$\Sigma 1/x^2$ 93	$+$ 96	$\int f dx$ (M) 101
$\alpha \cdot$ (M) 90	$\Sigma 1/y$ 93	$+/-$ 96	$\infty$ (C) 101
$\alpha \cdot \text{FN (M)}$ 90	$\Sigma 1/y^2$ 93	$\pm \infty?$ 96	$\nless$ 101
$A \dots \Omega$ (M) 90	$\sigma_B$ (C) 93	$-$ 96	$\nless \rightarrow$ (M) 102
$\alpha \rightarrow x$ 90	$\Sigma \ln^2 x$ 93	$-\infty$ 96	$\boxplus \text{ADV}$ 102
$\beta(x,y)$ 90	$\Sigma \ln^2 y$ 93	$\times$ 96	$\boxplus \text{CHAR}$ 102
$\gamma$ (C) 90	$\Sigma \ln x$ 93	$\times \text{MOD}$ 96	$\boxplus \text{DELAY}$ 102
$\gamma_{EM}$ (C) 90	$\Sigma \ln xy$ 93	$/$ 96	$\boxplus \text{LCD}$ 102
$\gamma_p$ (C) 90	$\Sigma \ln y$ 93	$\wedge \text{MOD}$ 96	$\boxplus \text{MODE}$ 102
$\Gamma_{xy}$ 90	$\Sigma \ln y/x$ 93	$\rightarrow$ (c) 97	$\boxplus \text{PROG}$ 102
$\gamma_{xy}$ 90	$\Sigma_n$ 93	$\rightarrow \text{DATE}$ 97	$\boxplus r$ 103
$\Gamma(x)$ 91	$\sigma_w$ 93	$\rightarrow \text{DEG}$ 97	$\boxplus \text{REGS}$ 103
$\delta x$ (L) 91	$\Sigma x$ 94	$\rightarrow \text{D.MS}$ 97	$\boxplus \text{STK}$ 103
$\Delta v_{Cs}$ (C) 91	$\Sigma x^2$ 94	$\rightarrow \text{GRAD}$ 97	$\boxplus \text{TAB}$ 103
$\Delta\%$ 91	$\Sigma x^2 y$ 94	$\rightarrow \text{HR}$ 97	$\boxplus \text{USER}$ 103
$\varepsilon$ 91	$\Sigma x^2/y$ 94	$\rightarrow \text{H.MS}$ 97	$\boxplus \text{WIDTH}$ 104
$\varepsilon_0$ (C) 91	$\Sigma x^3$ 94	$\rightarrow \text{INT}$ 97	$\boxplus \Sigma$ 104
$\varepsilon_m$ 91	$\Sigma x^4$ 94	$\rightarrow \text{MUL} \pi$ 97	$\boxplus \#$ 104
$\varepsilon_p$ 92	$\Sigma x \ln y$ 94	$\rightarrow \text{POL}$ 98	# 104
$\zeta(x)$ 92	$\Sigma xy$ 94	$\rightarrow \text{RAD}$ 98	#B 104
$\lambda_c$ (C) 92	$\Sigma y$ 94	$\rightarrow \text{REAL}$ 98	#DEC (V) 109

## APPENDIX J: RELEASE NOTES

	Date	Release notes
0	29.11.12	<b>Official project start with first publication of the 43S concept and a layout on one of the forums of the Museum of HP Calculators</b> ( <a href="https://www.hpmuseum.org/cgi-sys/cgiwrap/hpmuseum/archv021.cgi?read=234685#234685">https://www.hpmuseum.org/cgi-sys/cgiwrap/hpmuseum/archv021.cgi?read=234685#234685</a> ). Though there are found far older traces of a '43S' denoting a 'Super HP-42S', though in various more or less fictional cases – pure vapourware™.
0.1	2.2.14 23.5.15	Manual setup based on the one of WP 34S. Passed to <i>Jake Schwartz</i> , <i>Eric Smith</i> , and <i>Richard Ottosen</i> for first information.
0.2	3.10.15	Update based on <i>Jake's</i> feedback and further thoughts, distributed to <i>Eric</i> , <i>Jake</i> , <i>Marcus</i> , and <i>Pauli</i> .
0.3	21.3.16	Split the manual in three; moved LBL onto the keyboard, renamed STOM to STOCFG, RCLM to RCLCFG, SERR to $s_m$ , and $SERR_w$ to $s_{mw}$ ; refined the <i>Key Response Table</i> . Passed to <i>Michael</i> for information.
0.4	28.3.16	Renamed LOGS to EXP and <b>EEX</b> to <b>E</b> . Added hardware information from 2 <sup>nd</sup> manufacturer.
0.5	29.10.16	Returned <b>EEX</b> . <b>Changed keyboard layout.</b>
0.6	22.8.17	Merged the Applications and Owner's Manual. Changed the input order of complex number parts on <i>Pauli's</i> request. <b>Changed keyboard layout introducing D.MS, SST, BST, and % while removing <math>\hat{y}</math>, RAN#, 'FRC, and 'CFIT.</b> Put 'CFIT into 'STAT and 'FRC into 'MODE. Placed OFF below EXIT for easier customizing. Renamed cc to C5, <b>EEX</b> to <b>E</b> , STOPW to TIMER, SHOW to REGS, 'SOLVE to 'ADV, DLINEs to DSTACK, 12h to CLK12, and 24h to CLK24. Replaced IND by $\rightarrow$ . Deleted %MG since covered by $\Delta\%$ , added EIGVAL and EIGVEC. Swapped CNST and CONST. Defined the echo rows for alphanumeric and command input. Expanded and modified the character sets for better use of display space. Added the QRG.
0.7		<b>Changed keyboard layout. Replaced the labels BST by <math>\equiv\Delta</math>, SST by <math>\equiv\nabla</math>, and UNDO by <math>\boxplus</math>; added some <i>alpha input mode</i> reminders on the keyboard.</b> Added AGRAPH, CLLCD, EQ.xxx, HYP, J/G, M.GOTO, ORTHOF, PIXEL, POINT, TDISP, and $\boxtimes$ USER. Moved the background considerations out of <i>ReM App. D</i> . Introduced <b>K</b> as <i>alpha register</i> for alphanumeric constants in programs. Removed <i>fraction data type</i> . Extended <i>items</i> from 6 to 7 characters to match HP-42S.

	Date	Release notes
	2.4.18	Specified <i>data types</i> more precisely in <i>ReM App. D</i> . Reduced the maximum number of <i>local registers</i> from 888 to 100. Deleted JG1582 and JG1752. Renamed two commands for TVM. Replaced the heading apostrophe for <i>menu</i> names. Put <b>SUMS</b> in <b>STAT</b> . Renamed the trigonometric and hyperbolic functions according to mathematical standards, and <b>CHR</b> to <b>CHAR</b> . Redistributed the chapter about constants. Modified STATUS display. Refined the unit conversions to ensure <i>S/</i> on one side. Specified 0 SEED. Expanded <i>ReM App. A</i> . Added formula output for L.R. Modified CPX?, DBL?, and REAL?. Changed output of binary tests for compatibility with <i>HP-42S</i> .
0.8	7.5.18 20.9.18	<b>Changed keyboard layout: introduced TRG containing trigonometric functions, removed HYP into EXP and <math>\pi</math> to g-shifted <math>\frac{1}{x}</math>, swapped some shifted labels.</b> Refined the chapters about register arithmetic, <i>Command Parameter Input</i> , <i>Alphanumeric Input</i> , <i>Matrix Calculations</i> , and <i>Orthogonal Polynomials</i> . Introduced CLCVAR and more vintage examples. Rearranged <i>temporary information</i> on the screen. Renamed REGS to RBR and CLx to CLX. Deleted ANGLE.  Corrected errors and inconsistencies. Added one more example. Moved the key response table into an appendix.
0.9	3.1.19	Removed <i>angle data type</i> . Added another industrial application and many more examples. Exchanged keyboard pictures due to changed bezel. Expanded <i>App. B</i> . Added SHOW for displaying full precision of <i>DP</i> numbers and FBR for browsing our two fonts. Split a chapter. Expanded some titles. Added the overlay drawing. Modified functionalities of <b>EXIT</b> and $\frac{1}{x}$ to match <i>HP-42S</i> . Added a chapter about curve fitting. Modified functionalities of <b>ENTER</b> and <b>←</b> . Expanded <i>App. K</i> . Renamed DOUBLE to →DP. Added →SP and conversions of <i>quarts</i> . Rearranged <b>X.FN</b> . <b>Replaced <b>USR</b> by <b>UM</b>. Changed keyboard moving <b>UM</b>, <math>\frac{1}{x}</math>, and <b>TRI</b>. Moved <b>↵</b> to <b>R/S</b>.</b> Added XIN and XOUT. Added a chapter in <i>App. E</i> and information about infinite integers. Extended the domain of GCD and LCM. Refined and corrected.
0.10	3.3.19	Returned <i>angle data type</i> and αSR. Added IDIVR and VANGLE. Refined FP, IP, IMPFRC, PROFRC, SDIGS?, →DP, →HR, →INT, →REAL, →SP, explanation of ALL, the summary of integer functions, and handling of long alpha strings. Modified contents of <b>CPX</b> , <b>MATX</b> , and <b>α.</b> Added a summary of matrix functions. Removed the <b>ON</b> -key combinations. Modified MEM?. Rewrote the angular conversions. Renamed infinite and finite integers to <i>long</i> and <i>short integers</i> . Added a chapter about ±∞ and NaN. Modified RBR and the menu for STO and RCL. <b>Removed <b>↵</b> from the keyboard.</b> Renamed $X_u$ to $X_e$ for the distributions. .




	Date	Release notes
0.11	8.5.19	Changed keyboard making <b>CC</b> primary and user mode shifted, removing $x^2$ , $x\sqrt{\phantom{x}}$ , and DSP, adding $ x $ , DROP, and SHOW, and moving some shifted labels. Modified <u>BITS</u> , <u>CLREGS</u> , <u>CNST</u> , <u>CPX</u> , <u>DISP</u> , <u>EXP</u> , <u>INTS</u> , <u>MODE</u> , <u>PARTS</u> , <u>SHOW</u> , <u>STAT</u> , <u>U→</u> , <u>αMATH</u> , the division matrix, <i>data type</i> conversions, and the <i>Quick Reference Guide</i> . Added conversions of <i>barrels</i> , <i>carats</i> , and <i>fathoms</i> . Deleted DSP. – Separated predefined variables. Refined Sect. 6. Added $\bar{x}_H$ , $\bar{x}_{RMS}$ , nine statistical sums and five curve fit models. Split <u>STAT</u> in <u>STAT</u> and <u>SUMS</u> ; renamed RMDR to RMD, $L_n$ to $L_m$ , $L_{na}$ to $L_{ma}$ , $\Pi$ to $\Pi_n$ , $\Sigma$ to $\Sigma_n$ , and some constants to avoid search ambiguities. Refined <i>App. J</i> , Sect. 3 and 4, <u>→INT</u> , <u>CLR</u> , and the functions of <b>▲</b> and <b>▼</b> . Put <u>SUMS</u> instead of RMD on the keyboard, moved <u>ADV</u> , <u>BITS</u> , <u>CATALOG</u> , <u>EQN</u> , <u>FILL</u> , <u>INTS</u> , <u>MATX</u> , <u>MODE</u> , <u>PROB</u> , <u>RTN</u> , <u>SHOW</u> , <u>STAT</u> , and <u>αFN</u> . Rearranged <u>A...Ω</u> and Sect. 2 of the OM.
0.12	16.10.19	Rearranged the appendices of the ReM from <i>App. D</i> on. Expanded <i>App. A</i> of the OM and <i>App. K</i> . Deleted the standardized normal distribution $\Phi$ and rearranged <u>PROB</u> . Updated <u>CNST</u> following CODATA 2018. Renamed the angular conversions. Changed the composing and cutting functionality of <b>CC</b> . Refined exiting <i>short integer</i> input. Expanded <i>App. D</i> . Specified maximum size of <i>long integers</i> . Changed keyboard adding $\sqrt{x}$ , moving <u>CPX</u> , <u>FIN</u> , <u>RBR</u> , <u>R↑</u> , and <u>SHOW</u> , removing <u>%</u> . Renamed VANGLE to $V\sqrt{x}$ . Modified <u>CPX</u> , <u>MATX</u> , <u>TRI</u> , and <u>X.FN</u> . Rearranged Section 1 of the OM. Added some internal <i>data types</i> to <i>App. B</i> ; reduced the range of <i>long integer</i> results and <i>DP</i> real inputs to $10^{\pm 999}$ . Defined the domains of $e^{x-1}$ , IDIVR, $LN(1+x)$ , MOD, and RMD according to the HP-42S; modified PLOT and $\Sigma+$ . Refined the <i>Addressing Tables</i> . Added a <i>data type</i> matrix for IDIVR. Refined the <i>Special Results</i> in <i>App. B</i> .
0.13	30.11.19	Expanded the alpha keyboard and <i>App. I</i> . Modified <u>CPX</u> , <u>INTS</u> , <u>MODE</u> , <u>PROB</u> , <u>STK</u> , <u>TEST</u> , <u>α●</u> , <u>SHOW</u> , and <u>STATUS</u> . Refined the sorting order of <i>items</i> , ALL, <u>CX→RE</u> , <u>MEM?</u> , <u>RE→CX</u> , <u>RBR</u> , <u>RM</u> , <u>SLVQ</u> , and <u>U→</u> . Started filling <i>App. F</i> and <i>G</i> . Refined <i>App. 2</i> . Added a <i>long integer</i> example, <u>CPXR?</u> , <u>LZ?</u> , $\Delta v_{CS}$ , conversions of <i>hectares</i> , and a proposal for system status information.
0.14	7.3.20	Introduced <i>system flags</i> for status information. Split <u>I/O</u> . Added <u>CATALOG'SYS.FL</u> , <u>PRINT</u> , <u>PROG</u> , <u>RANI#</u> , <u>VAR</u> , auxiliary constants, some predefined variables, and an index in <i>App. I</i> . Changed keyboard swapping <u>MODE</u> and <u>FLAGS</u> , <u>U→</u> and $\sqrt{x}$ , moving <u>CPX</u> , <u>FILL</u> , <u>RBR</u> , <u>R↑</u> , <u>USER</u> , <u>αFN</u> , <u>αINTL</u> , $\sqrt{x}$ , and <b>⌘</b> , displaying <u>PRINT</u> , <u>RMD</u> , <u>STATUS</u> , $x^2$ , and $\sqrt{\phantom{x}}$ , and removing <u>c/d</u> , <b>⌘x</b> , <u>→SP</u> , and <u>→DP</u> . Renamed <u>DISP</u> to <u>DSP</u> and <u>SUMS</u> to $\Sigma$ , changed <b>⌘</b> to <b>⌘</b> . Refined the addressing tables and catalog access, <u>αb/c</u> , <u>ADV</u> , <u>BATT?</u> ,








# WP 43S QUICK REFERENCE GUIDE




## USING MENUS

A *menu* defines the top row of keys by displaying up to three *softkeys* above each . If the current *menu* has more than three rows, its current *view* is limited by a dashed line indicating that it is a *multi-view menu* and  or  can be used to display the additional *views* of this *menu*.

## MEMORY



The **stack** is a workspace for calculations. Each *stack register* may contain any type of data. Choose a *stack* of four (**X**, **Y**, **Z**, and **T**) or eight *registers* (**X**, **Y**, **Z**, **T**, **A**, **B**, **C**, and **D**). Last *x* is saved in *register L*.

**General purpose registers:** There are 100 numbered global general purpose *registers* (00 ... 99). And there are **I**, **J**, and **K** serving special purposes in matrix handling (see p. Q-7), probability distributions (see p. Q-8), and programming but may be used globally otherwise. Also **A**, **B**, **C**, and **D** may be used this way unless being part of *stack*. Each *register* may contain any type of data.  **nn** stores a copy of *x* into **Rnn**,  **nn** recalls a copy of the contents of **Rnn** into **X**, and  **nn** swaps *x* and the contents of **Rnn**.





**Variables** are named storage locations that may contain any type of data. E.g. for storing *x* into a variable named **XYZ**, enter   **XYZ** . Variable *names* shall be unique, ≤7 characters long, and contain ≥1 letter.



**Flags:** There are 112 global *user flags*. and some 35 named *system flags*.

**Programs** consist of ≥4 program steps: LBL with a global label, at least one action step, RTN, and END. Each program may contain subroutines (up to 8 levels deep). See p. Q-5 for more.

**Available memory:**  **MEM?** (or  **STATUS**) displays the amount of free memory. Use CLP for clearing programs or clear variables to free memory that is no longer needed.

## DATA TYPES

**Long integers** are the simplest type of data. Any number you enter without using , , , or  is taken as a *long integer* of base 10.

**Real numbers:** Any number you enter using  and/or  is a real number.

**Complex numbers:** A complex number consists of two real numbers combined to represent its real and imaginary part like  $1.23-i \times 4.56$  in rectangular mode (SF RECTN and press **1.23** **CC** **4.56** **+/−** **ENTER**) or its magnitude and phase like  $-7.89 \angle 120^\circ$  in polar mode (CF RECTN and press **7.89** **+/−** **CC** **120** **ENTER**).

**Angles:** Any real number input trailed by **d.ms** is interpreted as an *angle* in *sexagesimal degrees*. *Angles* may be entered as well in *decimal degrees*, *radians*, *multiples of  $\pi$* , or *gradians*. Choose the appropriate angular display mode via **MODE** (see overleaf).

**Times:** Any real number input trailed by **h.ms** is interpreted as a sexagesimal *time*. It will be displayed like 23:45:43.210 9 with as many decimals of *seconds* as needed.

**Dates:** Any real number input trailed by **.d** is interpreted as a *date* in the format selected (yyyy.mmdd for Y.MD or dd.mmyyyy for D.MY or mm.ddyyyy for M.DY).

**Matrices:** see pp. Q-7 f.

**Short integers:** Any purely numeric input trailed by **#** and a legal base is interpreted as a *short integer* of the base specified. **D** and **H** are shortcuts for base 10 and 16, respectively. *Short integers* may occupy 1 ... 64 bits.

**Alphanumeric strings:** Enter *alpha input mode (AIM)* by pressing **α**. Data entered in *AIM* become an alphanumeric string when closed (unless they are function parameters). All Latin letters (also accented ones) are found in **f** **A**. Greek letters are accessed via **g** plus the corresponding Latin letter (see calculator backside). Turn to lower case by **▼** and back to upper by **▲** for all letters.

**f** plus one of the keys **+**, **−**, **×**, **÷**, and **0** – **9** will enter the corresponding character. Special characters are found in **g** **−** and **g** **.**

**f** **R↓** makes the subsequent character entered a subscript, **f** **E** makes it a superscript, if applicable.

MODES

MODE	SYSTEM					
			RM		SETSIG	DENMAX
	SF	DEG	RAD	GRAD	MUL $\pi$	CF

- SF *n*, CF *n* Set (or clear) the flag specified.
- DEG Selects *degrees* as angular display mode (*ADM*).
- RAD Selects *radians* as *ADM*.
- GRAD Selects *gradians*, a.k.a. *gon*, as *ADM*.
- MUL $\pi$  Selects *multiples of  $\pi$*  as *ADM*.
- RM *n* Sets rounding mode.
- SETSIG *n* Sets calculator precision (1 ... 34 significant digits).
- DENMAX *n* Sets the maximum denominator for calculating with fractions.
- SYSTEM Returns the calculator to the *DMCP* system for updating.

DISPLAY FORMATS

	GAP		RANGE	RANGE?		DSTACK
	CHINA	EUROPE	INDIA	JAPAN	UK	USA
DISP	SDL	SDR			RDP	RSD
	FIX	SCI	ENG	ALL	ROUNDI	ROUND

- FIX *n* Fixed number of *n* decimals.
- SCI *n*, ENG *n* Scientific (or engineering) notation.
- ALL *n* Displays all digits required as far as possible.
- ROUND Rounds a *time*, real, or complex *x* to current display format.
- ROUNDI Rounds to next integer.
- RDP *n* Rounds *x* to *n* decimal places (1 ... 99, think of FIX)
- RSD *n* Rounds *x* to *n* significant digits (1 ... 34, think of SCI).
- SDL *n*, SDR *n* Shifts digits left (right) by *n* decimal positions.
- CHINA, EUROPE, INDIA, JAPAN, UK, USA Set local display preferences.
- GAP *n* Selects a digit group gap inserted after every *n* digits.
- RANGE *n* Sets the maximum exponent to be displayed for real numbers
- RANGE? Returns the range setting
- DSTACK *n* Sets the maximum number of *stack registers* to be displayed (1 ... 4).

## EXECUTING FUNCTIONS AND PROGRAMS

Any function or program can be executed via **XEQ** **α** *name* **ENTER↑** where *name* is the function *name* or the program label. If *name* is not unique, the global label closest to the permanent end (.END.) has precedence. If *name* is a local label, WP 43S searches the current program only.

**Smart program menu:** **XEQ** **PROG** displays all programs (actually: global labels) defined. Specify the required program by pressing the corresponding *softkey*.

**Single stepping:** To execute the current program step, press **⇓** (or **▼** if no *multi-view menu* is displayed). Press **⇐** (or **▲**) for browsing backwards.

**The Run/Stop key:** Pressing **R/S** runs the current program beginning with the current step or stops a running program after the current step is executed completely.

**The catalog of functions:** Browse **CATALOG** **FCNS** and execute the required function by pressing the corresponding *softkey*. This catalog can be searched alphabetically.

## Specifying Function Parameters

**Numeric parameters:** Functions accepting numeric parameters prompt you with a cursor for each digit expected. To key in a numeric parameter, just enter its digits. If you provide a digit for each underscore, the function will execute. You can also provide less digits and complete input with **ENTER↑**.

**Alphanumeric parameters:** Many functions accept alphanumeric parameters as well. The parameter you want will often be an object already existing, so your WP 43S will display a *menu* for quick entry. If it does not exist yet, type it. E.g. for creating a variable **ABC** just type **STO** **α** **ABC** **ENTER↑**.

**Stack parameters:** Any function accepting a 'usual' *register* as parameter also accepts a *stack register*. Just press the corresponding *softkey* for **X ... T** or the keys in second row for **A ... D**, if applicable.

**Indirect addressing:** Rather than keying in an actual parameter, you can specify the variable or *register* containing the parameter. Just press the *softkey* **→**. E.g. to display the contents of the variable or *register* specified in **R12**, key in **VIEW** **→** **12**. This works with *stack registers* as well.

# CLEARING AND DELETING

	CLall					RESET	
	CLREGS	CLPall	CLFall		CLLCD	CLSTK	
	CLΣ	CLP	CF	CLMENU	CLCVAR	CLX	

- CLΣ Clears all statistical data.
- CLP Clears (deletes) the *current program*.
- CF *n* Clears *flag n*.
- CLMENU Clears the *programmable menu*.
- CLCVAR Clears all variables used in *current program*.
- CLX Clears *stack register X*.
- CLREGS Clears all *registers* (except the *stack* and statistical data).
- CLPALL Clears (deletes) all programs in *RAM*.
- CLFALL Clears all user *flags*.
- CLLCD Clears the *LCD* above and to the right of pixel *x, y*.
- CLSTK Clears the entire *stack* (i.e. fills all its *registers* with zero).
- CLALL Clears everything but the modes set.
- RESET Resets the *WP 43S* to *startup default* configuration.

- VARS ... allows for deleting the user variable selected.
- MENUS ... allows for deleting the user *menu* selected.
- PROGS ... allows for deleting the user program selected.

# PROGRAMMING

## Program Entry

- toggles *program entry mode*.
- moves the *program pointer* to a new program space.
- nnnn* moves it to step number *nnnn*.
- moves it to previous step (use or unless a *multi-view menu* is displayed).
- moves it to next step
- deletes the *current program step* entirely.
- exits *program entry mode*.

## Labels

A program label is a marker used to identify an entire program or a section within a program. Each program must begin with a global label (cf. p. Q-4).

**Global labels** can be accessed from anywhere in memory (thus, they should be unique). Global labels are alphanumeric and up to 7 characters long.

**Local labels** can be accessed only within the current program (thus, they should be unique within this program). Local labels are numeric (00 ... 99).

## Local registers

... are allocated via LOCR *n* with the amount of *registers* specified ( $\leq 100$ ). 16 *local flags* come with them. Local data are valid in the calling routine only.

## Tests (Do if True, Skip if False)

When a binary test step is executed, the program step immediately following said step is executed if the test result is “true”; if the result is “false”, the step following the test step is skipped.

## Looping

ISE, ISG, ISZ, DSE, DSL, and DSZ (found in LOOP) control looping. Each accesses a variable or *register* containing a loop control number in the form cccccc.fffii with cccccc being the current counter value, fff the final counter value, and ii the increment (or decrement) size (default is 1); DSZ and ISZ count to 0 in steps of 1. As long as the count is not complete, the step following the instruction is executed (usually a branch to the top of the loop). The example pictured here counts from 1 to 52 by threes (executing the loop 18 times) and then beeps.

```
...  
1.05203  
STO "Count"  
LBL 01  
...  
ISG "Count"  
GTO 01  
BEEP  
...
```

## Using a Variable Menu

A *variable menu* may be displayed by the *Solver* or the numeric integrator (see pp. Q-10f) or by VARMNU within a program. Each label in the *menu* represents a variable. While the *menu* is displayed, you can:

**Store a value into a variable:** Key in the value and then press the *softkey*.

**Recall the contents of a variable:** Press **RCL** and then the *softkey*.

**View the contents of a variable without recalling it:** Press **VIEW** and then the *softkey*.

**Select a variable:** Press the corresponding *softkey* without keying in a number

first. (For the *Solver*, this is how you select the unknown variable; for the integrator, this is how you select the variable of integration.)

You can call and use any function *menu* without exiting from the *variable menu*.

## MATRIX OPERATIONS

A matrix is an array with  $m$  rows and  $n$  columns of real or complex elements.

To create a new  $m \times n$  matrix, enter its dimensions (  $m$  **ENTER**  $n$  ) and press

**MATX** **NEW** for a matrix in **X** or

**MATX** **DIM** **α** *name* **ENTER** for a matrix in a variable. If the variable already exists, DIM re-dimensions it.

To edit the matrix in **X**, use **MATX** **EDIT** .

To edit a named matrix, use **MATX** **EDITN** *name*.

When a matrix is being edited it is said to be *indexed* (to index a named matrix without editing it, use INDEX). Whenever there is an indexed matrix, two pointers are used to indicate the row and column of the current element: they are stored in **I** and **J**, respectively. If **I** and **J** are pointing to the last element (bottom right) in a matrix and you press **→** then ...

- ...the pointers wrap around to the first element of the matrix (**Wrap mode**, automatically set whenever you enter or exit the *Matrix Editor*) or ...
- ...the matrix grows by one complete row and the pointers move to the new row (**Grow mode**).

WRAP and GROW are in the **f**-shifted row of the *Matrix Editor menu*.

**Matrix arithmetic:** **+**, **-**, **×**, and **/** work for matrices just as for individual numbers. Advanced functions often operate on the individual matrix elements. Any time a matrix is used in a mathematical operation with a complex object, the result will be a complex matrix.

To solve a system of simultaneous linear equations represented by the matrix equation  $(A)\vec{X} = \vec{B}$  :

1. Key in **MATX** **SIMEQ**  $n$  with  $n$  being the number of unknowns. Your WP 43S will automatically create or re-dimension the matrix variables **Mat\_A**, **Mat\_B**, and **Mat\_X**.
2. Press **Mat A**; fill the matrix; press **EXIT**.
3. Press **Mat B**; fill the matrix; press **EXIT**.
4. Press **Mat X** to compute the solution matrix.

## PROBABILITY

	RAN#	SEED				$\Gamma(x)$	
PROB		NBin:	Geom:	Hyper:	Binom:	Poiss:	
		LgNrm:	Cauch:		Expon:	Logis:	Weibl:
		Norml:	t:	$C_{yx}$	$P_{yx}$	F:	$\chi^2$ :
Binom:	Binom <sub>p</sub>		Binom <sub>Δ</sub>	Binom <sub>Δ</sub>		Binom <sup>-1</sup>	

$C_{yx}$ ,  $P_{yx}$  Returns the number of possible combinations (or permutations, a.k.a. arrangements) of  $x$  items taken out of a set of  $y$  items.

RAN# Returns a random real number between 0 and 1.

SEED Stores a seed for RAN#.

$\Gamma(x)$  Returns the *Gamma function* value of  $x$ .

These 14 continuous (c) and discrete (d) distributions (d.) are provided:

Binom: d *Binomial d.* ( $i = p_0$  = gross probability of a success,  $j = n$  = sample size)

Cauch: c *Cauchy-Lorentz* (a.k.a. *Breit-Wigner*) d. ( $i$  = location,  $j$  = shape)

Expon: c *Exponential d.* ( $i$  = rate)

F: c *Fisher's F d.* ( $i$  = degrees of freedom 1 ( $dof_1$ ),  $j = dof_2$ )

Geom: d *Geometric d.* ( $i = p_0$ )

Hyper: d *Hyperbolic d.* ( $i = p_0$ ,  $j = n$ ,  $k$  = batch size)

LgNrm: c *Log-normal d.* ( $i = \mu$ ,  $j = \sigma$ )

Logis: c *Logistic d.* ( $i = \mu$ ,  $j$  = scale parameter)

NBin: d *Negative Binomial d.* ( $i = p_0$ ,  $j = n$ )

Norml: c (General) *normal d.* ( $i = \mu$ ,  $j = \sigma$ )

Poiss: d *Poisson d.* ( $i = n$   $p_0$  = Poisson parameter)

t: c *Student's t d.* ( $i = dof$ )

Weibl: c *Weibull d.* ( $i$  = shape,  $j$  = characteristic lifetime)

$\chi^2$ : c *Chi-square d.* ( $i = dof$ )

Following naming convention holds for most distributions, e.g. for the *normal d.*: **Norml<sub>p</sub>** denotes the *probability density function*, **Norml<sub>Δ</sub>** the *cumulated d. function*, **Norml<sub>Δ</sub>** the *error probability*, and **Norml<sup>-1</sup>** the *quantile function*.

Store the required parameters in **I**, **J**, and **K** as listed above; the remaining parameter must be given in **X** before calling the respective function – note the *quantile functions* require a probability given in **X** ( $0 \leq x \leq 1$ ).



STATISTICS


Statistical data are accumulated in 23 dedicated summation *registers*, separate from all the other *registers* introduced above.

Clear the statistical registers before doing a new stat. analysis: **STAT** **CLΣ**.

Then, accumulate the data:

- For each individual data value: **x-value** **Σ+** .
- For each weighted data value: **weight-value** **ENTER↑** **x-value** **Σ+** .
- For each x-y data pair or point: **y-value** **ENTER↑** **x-value** **Σ+** .
- For x-y data pairs stored in a two-column matrix (x-values in column 1, y-values in column 2): place the complete matrix in **X** and then press **Σ+** .

To undo input errors or remove erroneous data,

- either press  (for the very last data point)
- or recall the (earlier) incorrect y and x data in the *stack* and press **Σ-** .

Data Evaluation and Analysis

	GaussF	CauchF	ParabF	HypF	RootF	
	LinF	ExpF	LogF	PowerF		BestF
		$\bar{x}_{RMS}$				OrthoF
		$\bar{x}_H$				
	L.R.	r	$s_{xy}$	COV	$\hat{x}$	$\hat{y}$
<b>STAT</b>	CLΣ	$\bar{x}_G$	ε	ε <sub>p</sub>	ε <sub>m</sub>	PLOT
	Σ-	$\bar{x}_w$	$s_w$	σ <sub>w</sub>	$s_{mw}$	
	Σ+	$\bar{x}$	s	σ	$s_m$	SUM

$\bar{x}$ , s, σ,  $s_m$       Arithmetic mean value, sample standard deviation (*SD*), population *SD*, standard error (a.k.a. *SD* of the mean).

$\bar{x}_w$ ,  $s_w$ , σ<sub>w</sub>,  $s_{mw}$       Same for weighted data.

$\bar{x}_G$ , ε, ε<sub>p</sub>, ε<sub>m</sub>      Geometric mean value, sample scattering factor (*SF*), population *SF*, *SF* of the mean.

$\bar{x}_H$ ,  $\bar{x}_{RMS}$       Harmonic and quadratic mean values.

SUM      Recalls Σy and Σx.

**PLOT**      See the *ReM*.

L.R.      Computes the parameters  $a_0$  and  $a_1$  (and  $a_2$ , if applicable) of the fit model selected (see below).


r	Returns the correlation coefficient.
s <sub>xy</sub> , cov	Return the sample or population covariance.
$\hat{x}$ , $\hat{y}$	Return the forecast for x or y according to the fit model selected.
LinF	Linear fit model: $y = a_0 + a_1 x$ .
ExpF	Exponential fit model: $\ln(y) = \ln(a_0) + a_1 x$ or $y = a_0 e^{a_1 x}$ .
LogF	Logarithmic fit model: $y = a_0 + a_1 \ln(x)$ .
PowerF	Power fit model: $\ln(y) = \ln(a_0) + a_1 \ln(x)$ or $y = a_0 x^{a_1}$ .
RootF	Root fit model: $y = a_0 a_1^{1/x}$ .
HypF	Hyperbolic fit model: $y = 1/(a_0 + a_1 x)$ .
ParabF	Parabolic fit model: $y = a_0 + a_1 x + a_2 x^2$ .
CauchF	<i>Cauchy</i> peak fit model: $y = 1/[a_0 (x + a_1)^2 + a_2]$ .
GaussF	<i>Gauss</i> peak fit model: $y = a_0 e^{\frac{(x-a_1)^2}{a_2}}$ .
BestF	Blindly selects the model returning the best correlation coefficient.
OrthoF	Works like LINF but assumes equal errors in x and y. Note ORTHOF is not part of the fit model pool BESTF investigates.

## ADVANCED OPERATIONS

**EQN** is for interactive editing, storing, recalling, solving, integrating, & deriving equations.

**ADV** is for programmed summing, multiplying, solving, integrating, & deriving.

## Interactive Operations on Equations



**For creating** a new equation, press **NEW**. The *Equation Editor menu* will open, and the blue row will display the current equation. Press **EXIT** when finished.

**For browsing** existing equations, press **▲** or **▼**. The equation displayed in **g**-shifted row is called the *current equation*.

**For editing** (or deleting) the current equation, press **EDIT** (or **DELETE**).

**For operating** on the current equation, press the respective *softkey*. A *menu* will pop up displaying the *names* of all variables used and more.

## Using Advanced Operations in Programs

**ADV**

<b>PGMSLV</b>		$f''(x)$			
<b>SOLVE</b>	<b>SLVQ</b>	$f'(x)$	$\Pi_n$	$\Sigma_n$	$\int f dx$

**SLVQ** solves the quadratic equation  $ax^2 + bx + c = 0$  with its parameters on the input *stack* [**c**, **b**, **a**, ...]. It returns two real or complex solutions.

**$\Pi_n$  label** calculates the product of the terms given by the routine specified, using the loop control number given in **X** (cf. p. Q-6).

**$\Sigma_n$  label** calculates the sum of the terms given by the routine specified, using the loop control number given in **X** (cf. p. Q-6).

**SOLVE var** solves for an unknown variable in an expression, given values for all the other variables. The expression  $f(x_1, x_2, \dots)$  shall be written as a program (let's call it **AB**, for example):

- **AB** must begin with a global label.
- The body of **AB** shall evaluate the expression. For an expression to be solved, it must be coded that  $f(x_1, x_2, \dots) = 0$  is fulfilled. Recall the variables of the expression as they are required and calculate  $f$ .
- **AB** must logically end with RTN.

Then write a program calling the *Solver* (let's call it **CD**, for example). At the position where you need the expression solved, press **ADV** :

1. Press **PGMSLV** and specify **AB**.
2. Store a value into each known variable, e.g. using **STO**. Optionally store a guess into the unknown variable to direct the *Solver* to a solution.
3. Press **SOLVE** and specify the unknown variable.

When running **CD** later on, **SOLVE** will solve for the unknown.

**$f'(x)$  (or  $f''(x)$ )** calculates the first (or second) derivative of  $f(x)$  at location  $x$ . The function  $f(x)$  shall be written as a program (e.g. called **EF**); it must begin with a global label, take care of all variables used, and evaluate  $f(x)$ .

Then write a program calling the derivator (let's call it **GH**, for example).

1. Store a value into each of the variables that shall remain constant under derivation.
2. At the position where you need the derivative, put the respective location into **X**, then press **ADV**  **$f'(x)$**  (or  **$f''(x)$** ) specifying **EF**.

When running **GH** later on, the derivative will be returned in **X**.

**∫fd var** numerically computes a definite integral. The integrand  $f(x)$  shall be written as a program (e.g. called **IJ**); it must begin with a global label, recall all integration constants used, and evaluate  $f(x)$ .

Then write a program calling the integrator (let's call it **KL**, for example). At the position where you need the integral, press **ADY** :

1. Press **[f dx]**. A *submenu* will open.
2. Press **PGMINT** and specify **IJ**.
3. Store a value into each of the variables that shall remain constant under integration, e.g. using **STO**.
4. Store the lower limit (**↓LIM**), the upper limit (**↑LIM**), and the accuracy factor (**ACC**).
5. Press **[∫]** and specify the variable of integration.

When running **KL** later on, the integral will be returned in **X** and the uncertainty of computation will be returned in **Y**.

## OPERATIONS ON SHORT INTEGERS

	1COMPL	2COMPL	UNSIGN	SIGNMT		WSIZE	
	LJ					RJ	
	SL	RL	RLC	RRC	RR	SR	
<b>[BITS]</b>	SB	BS?	#B	FB	BC?	CB	
	NAND	NOR	XNOR		MIRROR	ASR	
	AND	OR	XOR	NOT	MASKL	MASKR	

**AND, OR, XOR, NAND, NOR, XNOR**    Boole's binary operators.

**NOT**    Inverts every bit in **X**.

**MASKL, MASKR**    Create masks of  $x$  bits on the left (or right) side.

**MIRROR**    Reflects all bits.

**ASR  $n$**     Arithmetic shift  $x$  right by  $n$  places.

**SB, FB, or CB  $n$**     Sets, flips, or clears bit  $\#n$  in  $x$ .

**BS?, BC?**    Checks if bit  $\#n$  in  $x$  is set (or clear).

**#B**    Returns the number of bits set in  $x$ .

**SL, SR  $n$**     Shift  $x$  left (or right) by  $n$  places.

**RL, RR  $n$**     Rotate  $x$  left (or right) by  $n$  places.

**RLC, RRC  $n$**     Rotate  $x$  left (or right) by  $n$  places through Carry.

**LJ, RJ**    Adjust the bits set in  $x$  to the left (or right).

**1COMPL, 2COMPL**    1's (2's) complement mode.

UNSIGN  
SIGNMT  
WSIZE

Unsigned mode.  
Sign-and-mantissa mode.  
Sets the word size (1 ... 64 bits).

	1COMPL	2COMPL	UNSIGN	SIGNMT		WSIZE	
INTS	DBL /	DBLR	DBL ×	^MOD	CEIL	GCD	
	IDIV	RMD	MOD	×MOD	FLOOR	LCM	
	A	B	C	D	E	F	

A ... F Digits for short integers of bases >10.

IDIV  $\mathbb{R} \mathbb{Z}$  Integer divide – works for real numbers ( $\mathbb{R}$ ) and long integers ( $\mathbb{Z}$ ) as well.

RMD, MOD  $\mathbb{R} \mathbb{Z}$  Remainder and modulo.

×MOD  $\mathbb{R} \mathbb{Z}$  Returns  $(z \cdot y) \bmod x$ .

^MOD  $\mathbb{R} \mathbb{Z}$  Returns  $(z^y) \bmod x$ .

FLOOR  $\mathbb{R}$  Returns the greatest integer  $\leq x$ .

CEIL  $\mathbb{R}$  Returns the smallest integer  $\geq x$ .

LCM  $\mathbb{Z}$  Returns the least common multiple of  $x$  and  $y$ .

GCD  $\mathbb{Z}$  Returns the greatest common divisor of  $x$  and  $y$ .

DBL /, DBLR, DBL× Double *word* length commands for division, remainder, and multiplication.

## OPERATIONS ON ALPHANUMERIC STRINGS

Connect strings by pressing  $\oplus$ . Then  $x$  will be appended to the string  $y$ . With numeric data in  $\mathbf{X}$ , their current display format is taken into account.

α.FN	FBR					
				αLENG?	αPOS?	
	$x \rightarrow \alpha$	αRL	αRR	αSL	αSR	$\alpha \rightarrow x$

$x \rightarrow \alpha$   $\mathbf{s}$  Converts a code  $x$  to the corresponding character and appends it to the string in  $\mathbf{s}$ .

αRL, αRR  $\mathbf{s}$  Rotates the string in  $\mathbf{s}$  by  $x$  characters to the left (or right).

αSL, αSR  $\mathbf{s}$  Deletes the first (or last)  $x$  characters of the string in  $\mathbf{s}$ .

$\alpha \rightarrow x$   $\mathbf{s}$  Pushes the code of the first character in  $\mathbf{s}$  on the stack.

αLENG?  $\mathbf{s}$  Pushes the length of the string in  $\mathbf{s}$  on the stack.

αPOS?  $\mathbf{s}$  Returns the position where substring  $x$  begins in the string in  $\mathbf{s}$ .

FBR Displays all characters defined in both fonts.



## BACKGROUND CONSIDERATIONS AND FACTS

This section is for recording and explaining some of the boundary conditions considered and settings chosen for the *WP 43S* in the course of this project. It is not necessary for operating the *WP 43S* but may foster understanding. A bit of the product philosophy may be found here, too.

### Accessing Items

The hardware offers 43 keys for some 750 *items*. Subtract six for the *softkeys*. Space for primary functions is quickly occupied. These functions are mostly set. For the remaining set, secondary functions compete with *menus*.

Obvious primary functions are the digits  $\boxed{0}$  ...  $\boxed{9}$ ,  $\boxed{.}$ ,  $\boxed{\text{ENTER}\uparrow}$ ,  $\boxed{x\geq y}$ ,  $\boxed{+/-}$ ,  $\boxed{\text{E}}$ ,  $\boxed{\leftarrow}$ ,  $\boxed{+}$ ,  $\boxed{-}$ ,  $\boxed{\times}$ ,  $\boxed{/}$ ,  $\boxed{\text{STO}}$ ,  $\boxed{\text{RCL}}$ ,  $\boxed{\text{XEQ}}$ ,  $\boxed{\text{R/S}}$ ,  $\boxed{\blacktriangle}$  and  $\boxed{\blacktriangledown}$ ,  $\boxed{\text{EXIT}}$ ,  $\boxed{\text{f}}$  and  $\boxed{\text{g}}$ , taking 29 key tops. So eight locations are left. Once you want to deal with complex numbers seriously, you need a primary  $\boxed{\text{CC}}$ .

Other functions may be debated:  $\boxed{\text{R}\downarrow}$ ,  $\boxed{1/x}$ ,  $\boxed{y^x}$ ,  $\boxed{x^2}$ ,  $\boxed{\sqrt{x}}$ ,  $\boxed{e^x}$ ,  $\boxed{\ln}$ ,  $\boxed{10^x}$ ,  $\boxed{\lg}$ ,  $\boxed{\sin}$ ,  $\boxed{\cos}$ , and  $\boxed{\tan}$  are the most popular – twelve candidates for seven key tops left. Either  $\boxed{x^2}$  or  $\boxed{\sqrt{x}}$  shall be primary (we chose  $\boxed{x^2}$  since a shifted  $\boxed{x^2}$  is of little use); and we can ditch  $\boxed{10^x}$  and  $\boxed{\lg}$  when we have  $\boxed{e^x}$  and  $\boxed{\ln}$  primary. So  $\boxed{\text{R}\downarrow}$ ,  $\boxed{1/x}$ ,  $\boxed{y^x}$ ,  $\boxed{\sin}$ ,  $\boxed{\cos}$ , and  $\boxed{\tan}$  compete for the remaining four key tops. We chose the first three and put the latter three (and their inverses) under one primary *menu* key:  $\boxed{\text{TRI}}$ ; thus, you can access each of  $\sin$ ,  $\cos$ ,  $\tan$ ,  $\arcsin$ ,  $\arccos$ , and  $\arctan$  with two keystrokes maximum.

The losing candidates  $\boxed{\sqrt{x}}$ ,  $\boxed{10^x}$ , and  $\boxed{\lg}$  shall become secondary functions. But is it better having them as shifted keyboard functions or unshifted *softkeys*? No definite answer can be given here since it depends on the time the respective *menu* will stay on screen. For these particular functions, we made all three  $\boxed{\text{g}}$ -shifted and put  $\boxed{\sqrt{x}}$  also in the unshifted row of  $\boxed{\text{EXP}}$  since it looks like the most popular of these three.










The WP 43S features 33 *menus* on its keyboard. Of these, CATALOG, CONST, U→, and the three alpha character *menus* shall be separated since they follow special rules. Each of the remaining 27 *menus* offers six unshifted locations for its most popular *items*. Selecting these can be easy (like in ADV, LOOP, STK, or TRI) or difficult (like in P.FN or X.FN).

Unshifted *softkeys* are (cf. pp. 128ff):

<u>ADV</u>	SOLVE	SLVQ	$f'(x)$	$\Pi_n$	$\Sigma_n$	$\int f dx$
<u>BITS</u>	AND	OR	XOR	NOT	MASKL	MASKR
<u>CLK</u>	DATE	→DATE	DATE→	WDAY	TIME	x→DATE
<u>CLR</u>	CLΣ	CLP	CF	CLMENU	CLCVAR	CLX
<u>CPX</u>	dot	cross	UNITV	Re	conj	Re $\leftrightarrow$ Im
<u>DISP</u>	FIX	SCI	ENG	ALL	ROUNDI	ROUND
<u>EQN</u>	NEW	EDIT	$f''$	$f'$	$\int f$	Solver
<u>EXP</u>	$x^3$	$\sqrt[3]{y}$	$\log_x y$	$\log x$	$2^x$	$\sqrt{x}$
<u>FIN</u>	%	%MRR	%T	%Σ	%+MG	TVM
<u>FLAGS</u>	SF	FS?	FF	STATUS	FC?	CF
<u>INFO</u>	SSIZE?	MEM?	RM?	SMODE?	WSIZE?	KTYP?
<u>INTS</u>	A	B	C	D	E	F
<u>I/O</u>	BEEP	LOAD	LOADP	LOADR	LOADSS	LOADΣ
<u>LOOP</u>	DSE	DSZ	DSL	ISE	ISZ	ISG
<u>MATX</u>	NEW	$[M]^{-1}$	$ M $	$[M]^T$	SIM EQ	EDIT
<u>MODE</u>	SF	DEG	RAD	GRAD	MULπ	CF
<u>PARTS</u>	IP	FP	MANT	EXPT	sign	DECOMP
<u>PRINT</u>	$\square x$	$\square r$	$\square \Sigma$	$\square ADV$	$\square LCD$	$\square PROG$
<u>PROB</u>	Norml:	t:	$C_{yx}$	$P_{yx}$	F:	$\chi^2$ :
<u>P.FN</u>	INPUT	END	ERR	TICKS	PAUSE	P.FN2
<u>STAT</u>	Σ+	$\bar{x}$	s	σ	$s_m$	SUM



<u>STK</u>	$x \angle$	$y \angle$	$z \angle$	$t \angle$	$\angle$	DROPy
<u>TEST</u>	$x < ?$	$x \leq ?$	$x = ?$	$x \neq ?$	$x \geq ?$	$x > ?$
<u>TRI</u>	sin	arcsin	cos	arccos	tan	arctan
<u>U→</u>	E:	P:	year→s	F&p:	m:	x:
<u>X.FN</u>	AGM	B <sub>n</sub>	B <sub>n</sub> *	erf	erfc	Orthog
<u>α.FN</u>	$x \rightarrow \alpha$	$\alpha$ RL	$\alpha$ RR	$\alpha$ SL	$\alpha$ POS?	$\alpha \rightarrow x$
<u>Σ</u>	n	Σx	Σx <sup>2</sup>	Σxy	Σy <sup>2</sup>	Σy
<u>↗</u>	→DEG	→RAD	→GRAD		→D.MS	→MULπ

Repeating any unshifted *softkeys* on the keyboard is of limited value. It makes sense just for occasional use of very popular functions –  needs two keystrokes while  $\sqrt{x}$  needs three keystrokes unless EXP is open already.  and  are also featured as shifted *softkeys*: accessing  or  needs two keystrokes while  and  require four maximum (and two if the *menu* is open). In consequence,  and  are actually not needed in any *menu* but are left in CPX and PARTS since space is available there.

## Alpha Register

For long I thought we could do without a dedicated *alpha register* since each and every *register* is capable holding an alpha string. Some special programming functions like KEYG and KEYX, however, seem to require such a *register* – else handling these functions would become more complicated than it was on the *HP-42S*.

Especially direct entry of alphanumeric constants in programs is easier when the destination is automatically defined, and people became used to this method in decades since the *HP-42S* was launched. Thus, I introduced this *register* in v0.7, taking **K** for it (cf. the *OM*, Section 3).

## Angles

Originally, a separate *data type* for *angles* was planned. It was removed in v0.9 since its scope is quite limited and the opinion rose that '*angles* work like real numbers'. It turned out, however, that D.MS data would need special treatment in calculations, so *data type* 4 returned with v0.10 for sake of keeping algebraic operations simple and avoiding special purpose commands like D.MS+, D.MS-, etc.

Actually, *angles* are displayed in five 'modes' (*decimal* and *sexagesimal degrees*, *radians*, *multiples of  $\pi$* , and *gon* or *grads*). They were represented internally in a fixed format of 1296 units per turn – similar to *short integers* where a fixed bit pattern may be displayed differently depending on *integer sign modes* and bases selected. *Radians*, however, did not fit into this concept due to the necessity for high precision storage of  $\pi$  for modulo calculations and reduction of rounding errors.

Generally, trigonometric functions shall actually operate on *angles* within  $\pm 180^\circ$  only; thus, angular input beyond this range shall be reduced modulo  $360^\circ$ , then minus  $180^\circ$  (or equivalents in the other *angular display modes* available) before executing the function. Again, the crucial mode are *radians*. WP 34S had demonstrated that 451 digits for  $2\pi$  suffice to warrant 16 digits accuracy of respective function results for the number range of *single precision* reals.<sup>92</sup> WP 43S uses 1065 digits for  $2\pi$  to warrant 34 digits accuracy of respective function results within  $\pm 10^{999}$ .

## Backward Compatibility

Compatibility to WP 34S and HP-42S was planned to be kept for many years in a way that programs written for both calculators could have run on the WP 43S as well (except matrix operations and some flag allocations). It became difficult with the full implementation of the *data type* concept and had to be eventually abandoned officially when introducing named *system flags* with v0.14.

---

<sup>92</sup> See <https://forum.swissmicros.com/viewtopic.php?f=2&t=350#p4349>.

Nevertheless, *names* of *items* were kept as close as possible to the *names* users are used to. Extra entries are provided catching traditional *names*.

## Calculation Internals

General powers are calculated in  $\mathbb{R}$  and  $\mathbb{C}$  as  $y^x = e^{x \ln(y)}$  and general roots as  $\sqrt[x]{y} = e^{\frac{\ln(y)}{x}}$  for all values of  $x$  except 2 and 3. Special results can be deduced from this.

## Character Sets

The browser FBR displays the characters of both fonts provided as designed and implemented for the *WP 43S*, sorted according to their hexadecimal codes (most of them following Unicode).

The so-called '**numeric' font** uses a matrix of up to  $16 \times 32$  px (variable width, fixed height). Therein, the punctuation space (2008<sub>16</sub>, 8 px wide) is employed for separating groups of digits in longer numbers – following *ISO 80000-1* for an unambiguous numeric display. This font is generally used for numeric output of the *WP 43S*. It is also employed for echoing numeric input unless too long. It can be used for echoing command input as well – screen space suffices.

In total, six blank characters are provided allowing for any spacing wanted (standard / em / figure, punctuation, four-per-em, and hair space being 16, 8, 4 and 1 px wide).

Most of the elevated characters are for exponents or fraction numerators. The digits below are for denominators. Numeric indices are for indicating bases of short integers. Non-numeric indices are mainly provided for CONST.

Optionally, narrow digits can be used in complex numbers or in matrices or in *short integers* of small base where space may be scarce (see pp. B-7ff).

All characters of the **standard** (a.k.a. small) **font** of alphanumeric characters as designed and implemented live in a matrix of up to 14 × 20 px (variable width, fixed height again). Herein, characters usually start at column one and feature two empty columns at their right side. There are a few exceptions: see e.g. the multiplication dot at 00B7<sub>16</sub> and the root symbols in row 2210<sub>16</sub>.

Characters with codes < 0020<sub>16</sub> are for control purposes; some of them (4, 10<sub>10</sub>, 27<sub>10</sub>) may be useful for printer control (e.g. of an *HP 82240 A/B*).

Many characters are 8 px wide as digits – they will help where a constant character spacing is wanted.

There is a number of super- and subscripts provided. They allow for displaying all the *items* featured on the *WP 43S*. Arbitrary numeric indices or exponents are possible as well.

Eight blank characters are provided (listed here with their hex addresses and their widths). Using them, any spacing is feasible.

This small character set allows for correctly spelling the languages of more than 3.5×10<sup>9</sup> people using either Greek or Latin alphabets:

	Character code	px
Standard space	20 <sub>16</sub>	10
m space	2003 <sub>16</sub>	12
m/3 space	2004 <sub>16</sub>	4
m/4 space	2005 <sub>16</sub>	3
m/6 space	2006 <sub>16</sub>	2
Figure space	2007 <sub>16</sub>	8
Punctuation sp.	2008 <sub>16</sub>	4
Hair space	200A <sub>16</sub>	1

Afrikaans, Aymara, Bahasa Indonesia, Bahasa Melayu, Basa Jawa, Basa Sunda, Bosanski, Català, Cebuano, Česky, Cymraeg, Dansk, Deutsch, Eesti, Ελληνικά, English, Español, Euskara, Français, Gaeilge, Galego, Hrvatski, Italiano, Kiswahili, Kreyòl, Kurdî, Lietuvių, Magyar, Malagasy, Nāhuatl, Nederlands, Nihongo (Rōmanji), Norsk, Ōzbek tili, Polski, Português, Quechua, Română, Shqip, Slovenščina, Slovensky, Srpski, Suomi, Svenska, Tagalog, Tatarça, Türkçe, Türkmençe, Vlaams, Wallon, and Zhōngwén (hànyǔ pīnyīn).

This makes the *WP 43S* the most versatile multilingual calculator available worldwide. If you know of further living languages covered (with

one million speakers or more) beyond the ones listed here, please tell us.

Turn to the *OM* for examples where these characters are used.<sup>93</sup> See here some sample strings in either font, approximately to a common realistic scale:

$$-1.602\ 22\times10^{-19}\text{ C}$$
$$-1.602\ 22\times10^{-19}\text{ As}$$

$$-1,602\ 22\cdot10^{-19}\text{ C}$$
$$-1,602\ 22\cdot10^{-19}\text{ As}$$

### Complex Infinities

Since infinities are counted as numeric data being part of the real number range (see p. 171), also complex infinities are part of the complex number plane the *WP 43S* operates on. Coming from rectangular notation, there are eight ‘complex infinities’ possible only, listed here with their equivalents in polar notation:

Re(z)	Im(z)	r(z)	φ(z)	
−∞	−∞	∞	−135°	−3π/4
0	−∞	∞	−90°	−π/2
∞	−∞	∞	−45°	−π/4
∞	0	∞	0°	0
∞	∞	∞	45°	π/4
0	∞	∞	90°	π/2
−∞	∞	∞	135°	3π/4
−∞	0	∞	180°	π

<sup>93</sup> Some characters displayed by FBR are not found in any other *menu* of your *WP 43S*. They are not required for any *item* provided so far and may be for future use.

Note the phase is counted counterclockwise, starting with  $\varphi = 0$  at positive real axis.

Calculating with infinities, any finite numbers may be neglected in comparison; so for  $|x| \neq \infty$  any inputs like e.g.  $x + i \times \infty$  may be replaced by  $0 + i \times \infty$ , easing calculations significantly. Actually, you have to deal with the eight cases listed above only as long as you build your complex calculations on Cartesian notation (see footnote 71 for additional information). With polar notation, on the other hand, an infinite number of complex infinities must be treated.

Note, however, that polar notation is advantageous for complex powers and roots: the  $n^{\text{th}}$  root of a complex number  $(r; \varphi)$  in polar notation will return  $(\sqrt[n]{r}; \varphi/n)$ . Hence, e.g.  $\sqrt[3]{(\infty; 180^\circ)} = (\infty; 60^\circ)$ , corresponding to the Cartesian point  $\infty \times (1 + i\sqrt{3})$  which the calculator will display as  $\infty + i \times \infty$ , converted following the calculation rules but mathematically wrong; and  $\sqrt[6]{(\infty; 180^\circ)} = (\infty; 30^\circ)$ , corresponding to the Cartesian point  $\infty \times (\sqrt{3} + i)$ , would return  $\infty + i \times \infty$  as well.

Integer powers of  $(r; \varphi)$ , on the other hand, will return  $(r^n; \varphi \times n)$ . E.g.  $\infty + i \times \infty = (\infty; 45^\circ)$  squared shall return  $(\infty; 90^\circ) = 0 + i \times \infty$ . Naïve pedestrian's approach:  $(\infty + i \times \infty)(\infty + i \times \infty) = \infty - \infty + 2i\infty = 0 + i \times \infty$ . Note the two  $\infty$  are exactly identical here; but  $\infty - \infty$  is generally defined as NaN for good reasons, so the correctly calculated result will deviate from the truth here.

Thus, the odds are high that roots and powers of complex numbers near the edge of complex plane return incorrect data, in particular if specified in polar notation.

## Complex Notation and Storage

Like with angles or short integers, there are different ways a complex number can be written: either in Cartesian or polar notation, the latter with all kinds of angular units. As long as you stay away from infinities, any notation will do.

For reasons of mathematical tradition, rectangular notation is found most frequently. We used it for storing complex numbers in the WP 34S. Thus, it is used for the WP 43S as well, but care must be taken at complex infinities as explained in previous chapter.

Display Limits

Due to the character sizes and their design (cf. pp. B-5f), the screen could take inputs of up to 23 digits, a sign, and an 8-px radix mark:

-4.2345678901234567890123 ,

occupying  $15 + 23 \times 16 + 8 = 391$  px. Numeric output would allow for the same 23 digits. Without digit group separators, however, this would hardly be readable. With 3-digit separators (*startup default*), 20 digits are displayable in one row instead:

-4.234 567 890 123 456 789 0 ,

taking  $15 + 20 \times 16 + 7 \times 8 = 391$  px again. This maximum precision is independent of the position of the radix mark. Scientific or engineering notation allows for a 16-digit mantissa

-4.234 567 890 123 456 $\times 10^{-925}$  ,

taking 395 px (=  $15 + 16 \times 16 + 5 \times 8 + 15 + 16 + 4 \times 13 + 1$ ) for displaying this number this way.<sup>94</sup>

With SHOW, any real number can be displayed with 34-digits precision in a single row:

2020-01-06 17:28 CBL4R /max 64:2 A ↕

-1.428 571 428 571 428 571 428 571 429 $\times 10^{-235}$

10 000 001

10 000 064 000 201 600 416 640 635 376 762 451 950 $\times 10^{411}$

-1.428 571 428 571 429 $\times 10^{-235}$

<sup>94</sup> One blank pixel column had to be added at right since exponential digits are right adjusted (since used for numerators as well) and the screen is framed in black.

Some *temporary information* may limit output precision, though without limiting its use for real-world applications. E.g. for linear regression, up to 8 digits are viable allowing for 2-digit exponents in SCI or ENG and up to 12 digits in FIX:

$$\begin{array}{l} \text{Logarithmic*} \quad a_1: -5.234\ 567\ 8 \times 10^{-92} \\ y = a_0 + a_1 \ln(x) \quad a_0: -1.234\ 567\ 890\ 12 \end{array}$$

**Complex numbers** in Cartesian notation require  $1 + 15 + 12 + 15 + 1 = 44$  px for  $+j \times$  in addition to the space for two reals. Only the real part may need extra space for a 15-px sign. This allows for 8 decimals per part in worst case

$$-4.234\ 567\ 89 + j \times 4.234\ 567\ 89$$

since  $44 + 15 + 2 \times (16 + 8 + 48 + 8 + 48 + 8 + 32) = 397$  px in total. It applies if both real and imaginary parts are in the same order of magnitude and the multiplication cross is chosen.

With SCI or ENG, a minimum of 3 decimals can be shown  $(15 + 2 \times (4 \times 16 + 8 + 15 + 16 + 4 \times 13) + 44 + 1 = 370$  px, but another digit would need  $2 \times 16$  px at least):

$$-4.234 \times 10^{-925} + j \times 4.234 \times 10^{-925}$$

Using 8 px wide multiplication dots instead, only  $1 + 15 + 12 + 8 + 1 = 37$  px are necessary for  $+i \cdot$ . Thus, we can show one decimal more since  $15 + 2 \times (5 \times 16 + 3 \times 8 + 16 + 4 \times 13) + 37 + 1 = 397$  px:

$$-4,234\ 5 \cdot 10^{-925} + i \cdot 4,234\ 5 \cdot 10^{-925}$$

Alternatively, 13 px wide narrow digits allow for 4 decimals even with multiplication crosses, while 5 decimals are viable with multiplication dots:

$$\begin{array}{l} -6.234\ 5 \times 10^{-925} + i \times 6.234\ 5 \times 10^{-925} \\ -6.234\ 56 \cdot 10^{-925} + i \cdot 6.234\ 56 \cdot 10^{-925} \end{array}$$

With SHOW, any complex number can be displayed with 34 digits precision in two rows:



2020-01-06 17:15 CL4\* /max 64:2 A  $\overline{\pi}$  S  
 $-8.403\ 361\ 344\ 537\ 815\ 126\ 050\ 420\ 168\ 067\ 229 \times 10^{-126}$   
 $-i \times 5.882\ 352\ 941\ 176\ 470\ 588\ 235\ 294\ 117\ 647\ 059 \times 10^{-158}$

$$-1. \times 10^{-33}$$

$$-8.403 \times 10^{-126} - i \times 5.882 \times 10^{-158}$$

Complex numbers in **polar notation** need  $4 + 16 + 4 = 24$  px for  $\angle$  plus 16 px for the angular unit in addition to the space for two signed reals. Both magnitude and angle may require a 15 px sign. 7 decimals in FIX occupy  $40 + 2 \times (15 + 8 \times 16 + 3 \times 8) = 374$  px, so we can display them this way:

$$-4.234\ 567\ 8 \angle -0.234\ 567\ 8 \pi$$

With SCI or ENG, the minimum number of decimals depends on the angular display mode since output is confined to the interval  $-180^\circ$  to  $+180^\circ$  or its equivalents, e.g.  $-\pi$  to  $+\pi$  in *radians* or  $-200^\circ$  to  $+200^\circ$  in *gon* (see Sect. 2 of the OM). Hence, the angular parts can be displayed without exponents always. This allows for a minimum of 4 decimals for *degrees* and *gon*:

$$-4.234\ 5 \times 10^{-925} \angle -120.234\ 5^\circ$$

For *radians* or *multiples of  $\pi$* , however, 5 decimals are displayable always at least:

$$-4.234\ 56 \times 10^{-925} \angle -0.234\ 56 \pi$$

Digits in **fractions** are 13 px wide like in exponents. Thus, a 4-digit numerator and denominator take  $4 \times 13 + 8 = 60$  px each; the fraction bar takes another 16 px and the trailer 29 ( $= 16 + 12 + 1$ ). The remaining 235 px would suffice for the optional sign, an 11-digit number, and the 16 px gap between integer and fraction ( $15 + 12 \times 16 + 3 \times 8 = 231$  px) in a proper fraction:

$$-67\ 890\ 234\ 567\ 2^{289} / 4\ 567 >$$

For **long integers**, up to 21 digits and a sign may be displayed using the usual large digits:

-123 456 789 012 345 678 901 ,

taking  $(1 + 15 + 21 \times 16 + 6 \times 8 = 400 \text{ px})$ . Larger *long integers* employ the small font, allowing for 42 digits and a sign:

-123 456 789 012 345 678 901 234 567 890 123 456 789 012 .

Even larger *long integers* may be displayed with an exponent replacing as many of their least significant digits as necessary:

-123 456 789 012 345 678 901 234 567 890 123 456 $\times 10^{21}$  .

With SHOW, one *long integer* may take up to 7 rows meaning up to 296 digits (see e.g. the prime number  $2.8... \times 10^{295}$  shown at right displaying all its digits). Only the most significant 294 digits will be displayed of an integer  $\geq 10^{297}$ , with ellipses added at its end.

```
2020-04-19 22:38 RBL4° /max 64:2 ↑ S
L
28 325 647 762 192 170 663 005 483 997 166 344 000 000 000
000 000 000 000 000 000 000 000 000 000 000 000 000 000
000 000 000 000 000 000 000 000 000 000 000 000 000 000
000 000 000 000 000 000 000 000 000 000 000 000 000 000
000 000 000 000 000 000 000 000 000 000 000 000 000 000
000 000 000 000 000 000 000 000 000 000 000 000 000 000
000 000 000 000 000 000 000 000 000 000 000 000 000 233
```

For unsigned **short integers**, up to 21 *bits* may be shown in the usual large digits in binary representation:

0 1100 0010 1101 0110 0000<sub>2</sub> .

Base 3 (with narrow blanks every three digits) allows for displaying 20 digits and a sign:

-22 211 200 201 120 001 212<sub>3</sub> .

In base 4 (with narrow blanks every two digits), 19 digits representing 38 *bits* are displayable:

3 21 23 30 22 11 21 20 32 12<sub>4</sub> .

Also bases 5, 6, and 7 allow for showing 20 digits and a sign like base 3, base 8 for 19 digits like base 4 (but representing 57 *bits* in base 8).

Using the narrow digits provided, up to 25 *bits* are displayable in binary representation:

0 1110 1100 0010 1101 0110 0000<sub>2</sub> .

Then 24 digits and a sign can be shown for bases 3, 5, 6, and 7, as well as 22 digits for bases 4 and 8.

Longer integers in bases 2 through 6 must be displayed using the small font. This allows for showing up to 44 *bits* in binary notation:

1110 1100 0101 1101 0110 1110 1100 0010 1101 0110 0000<sub>2</sub> .

41 digits and a sign can be displayed for base 3 being already sufficient for 64 *bits*, as well as the 39 digits theoretically displayable for base 4.

For showing the maximum of 64 *bits* in base 2, two special 5 px wide characters were created:

1110 1100 0010 1101 0110 1110 1100 0010 1101 0110 1100 0010 1101 0110 0000<sub>2</sub> .

Summing up, for given base and word size, the following fonts will do for *short integers*:

Base ▼	Allowable size of digits for display			
	large	narrow	small	special
2	21 <i>bits</i>	25 <i>bits</i>	44 <i>bits</i>	64 <i>bits</i>
3	31 <i>bits</i>	38 <i>bits</i>	64 <i>bits</i>	
4	38 <i>bits</i>	44 <i>bits</i>		
5	46 <i>bits</i>	55 <i>bits</i>		
6	51 <i>bits</i>	62 <i>bits</i>		
7	56 <i>bits</i>	64 <i>bits</i>		
8	57 <i>bits</i>			
> 8	64 <i>bits</i>			

One row of four arbitrary **real matrix elements** (with absolute values  $< 10^{100}$ ) takes 399 px in small font, SCI 3:

$[-6,609 \cdot 10^{-19} \quad -6,609 \cdot 10^{-19} \quad -1,609 \cdot 10^{-19} \quad -1,609 \cdot 10^{-19}]$

using multiplication dots. Else you will lose one decimal. A slightly different notation allows for SCI 4:

$[-6.609 \cdot 2\text{E}^{-19} \quad -6.609 \cdot 2\text{E}^{-19} \quad -1.609 \cdot 2\text{E}^{-19} \quad -1.609 \cdot 2\text{E}^{-19}]$

Matrices with more than four columns will need ellipses added on one or both sides:

$[ \dots \quad -6,609 \cdot 2 \cdot 10^{-19} \quad -6,609 \cdot 2 \cdot 10^{-19} \quad -1,609 \cdot 2 \cdot 10^{-19} \quad \dots ]$

allowing to display a section of three elements in SCI 4 format. Using multiplication crosses will cost one decimal.

Vertically, each such matrix row requires 20 px as other small font strings do. Within the space of 3 standard numeric output rows,  $3 \times 32 + 2 \times 5 = 106$  px are available, allowing for 5 matrix rows ( $5 \times 20 + 4$ ). Thus, a  $5 \times 4$  real matrix can be displayed entirely always, using SCI 3 in worst case.

In consequence, any chosen  $3 \times 3$  section out of a real matrix of arbitrary size can be shown in SCI 3 minimum with surrounding ellipses. In FIX format, 8 decimals can be displayed always.

In analogy, for a **complex matrix** of arbitrary size any chosen  $3 \times 2$  section can be displayed in FIX 6 format maximum with surrounding ellipses like

$[ \dots \quad -6.609 \cdot 226 + i \cdot 6.609 \cdot 226 \quad -1.609 \cdot 226 + i \cdot 1.609 \cdot 226 \quad \dots ]$

while displaying complex matrix elements featuring large exponents may become inconvenient very soon, regardless of the symbols used:

$[ \dots \quad -6.60\text{E}^{-199} + i \cdot 6.60\text{E}^{-199} \quad -1.60\text{E}^{-199} + i \cdot 1.60\text{E}^{-199} \quad \dots ]$

Also displaying an arbitrary  $3 \times 3$  section out of a larger complex matrix is viable up to FIX 3 as long as the numbers stay in a reasonable range:

$[ \dots \quad -6,609 + i \cdot 6,609 \quad -6,609 + i \cdot 1,609 \quad -1,609 + i \cdot 1,609 \quad \dots ]$

The *status bar* is a good example for such an alphanumeric row: Loaded to maximum, it might look like

containing 45 characters.

i.e. 41 characters.

Command and variable *names* in menus are discussed in the last paragraph of next chapter. Although seven characters are allowed for such *names*, six may well fill the screen space available there already. Thus, it is recommended to keep such *names* as short as possible, though meaningful.

The *LCD* of the *WP 43S* is full dot matrix: 400 px wide and 240 high. Each pixel is 0.147 mm square. Going top down, you will find

- 20 px for the *status bar*,
- 4 blank rows for separation,
- 147 px for either
  - a) the contents of up to 4 *stack registers*, or
  - b) 7 program steps in *PEM*, or
  - c) up to 7 rows of numeric output of *SHOW*, and
- 69 px maximum for the menu section.

Page B-15

The reasons for these figures are as follows:

- Each regular alphanumeric row (e.g. labels or status or program steps) requires 20 px vertically (cf. pp. B-5f). There shall be at least one pixel separating it from the next row.
- Hence, each *menu* row takes (counting bottom-up)  $1 + 20 + 1 + 1 = 23$  px (the first pixel is for the distance to the black frame, the last for its upper frame line). Thus, three *menu* rows require 69 px. In U, extra-large labels may appear (cf. p. 136): they will require  $1 + 20 + 1 + 20 + 1 + 1 = 44$  px for double height or  $1 + 20 + 1 + 20 + 1 + 20 + 1 + 1 = 65$  px for triple height then.
- At top of the *LCD*, the *status bar* takes another 20 px plus 4 for separation. Thus,  $240 - 69 - 24 = 147$  px minimum remain.
- Each regular numeric output requires 32 px vertically (cf. p. B-5) plus 5 px separating it from the next such row. Thus, for 4 rows we need  $4 \times 32 + 3 \times 5 = 143$  px. We put the remaining 4 px below this output block.
- If there is a short alpha string in any *stack register*, its base line is positioned where the base line of the respective numeric output would have been.
- With an alpha string needing two rows,  $20 + 1 + 20 + 5 = 46$  px are required vertically where 37 px are available for one numeric row. So a second numeric row has to go here – up to three *stack registers* can be displayed only now.

Two subsequent alpha strings of this kind, e.g. after **ENTER↑**, require 92 px. Three regular numeric rows cover 111 px, so here is no further loss. The base line of the lowest alpha string is positioned where the base line of the respective numeric output would have been. The other string is positioned in the center of the free space remaining.
- An alpha string needing three rows requires 67 px which are still covered by two regular numeric rows. Two such strings, however, push any other *stack register* out of the screen. Then string *y* shall have its base line where the second numeric row would have it.
- In *PEM*, on the other hand,  $147 = 7 \times 21$  corresponds to a block of 7 alphanumeric program rows.

- With SHOW, also pure numeric output may require more than one row – the small font will be used there as well. Cf. pp. 74 and B-12.

In the *menu section*, we also have a horizontal structure for the six *softkeys*. We start one pixel off the black frame at left display edge. On the right edge, the characters themselves contain at least one blank column. A minimum of 2 px separate *softkey* labels from each other (one black and one blank). This way we lose a total of  $1 + 5 \times 2$  px. The remaining 389 px mean a width of 65 available for 6 *softkey* labels, corresponding to six standard width letters (though letters may extend from 4 to 14 px in small font) which should be centered as good as possible. Note that labels in *menu views* may be not fully displayed if they are wider than 64 px, so labels deviating only in their very last characters may become visually indistinguishable.

## Echo and Fallback

Almost all key presses are echoed and fall back to NOP. Softkeys shall not be echoed since *WYS/WYG* applies there always. Some functionalities, wherever they may be assigned to, are not echoed (and hence cannot fall back) since



- 1) they are harmless (EXIT, UP, DOWN) or
- 2) reverting or exiting them is a no-brainer (UP, DOWN, P/R, all *menu* calls) requiring no more than one keystroke.

With the presence of UNDO (see p. B-30), the necessity of fallback to NOP becomes debatable overall; there is some benefit remaining in *user mode* as long as an overlay matching the actual assignments is not available. And I admit UNDO is shifted in *startup default* configuration.

## Equations

Equations are entered in EQN as written (i.e. following algebraic notation and rules). While editing them, punctuation spaces are automatically inserted after each constant or variable (you know a variable *name* ends when the next operator is entered) as well as after **=** and each operator

like +, -, \*, /, %, except ^; a standard space is inserted after %. There is no implicit multiplication.

Other functions like absolute values, roots, or trigs shall be written using the parentheses *softkey*, e.g. pressing  ( ), then stepping back into the parentheses for specifying the argument. The same applies to dyadic (like  $C_{xy}$ ) and triadic operations in analogy – their arguments shall be separated by blank spaces inserted via .

Closing the *Equation Editor*, numeric exponents are automatically converted from e.g.  $xy^{23}$  to  $xy^{23}$ . For easier handling, this will be reverted when editing such an equation again.

## Layouting

After drawing a lot of fictional calculators just for fun, we gained our real-world layout experience with the *WP 34S*. Based on it and seeing a forthcoming better display (than the very limited one of the *HP-20b/30b*) allowing for softkeys at the horizon, I conducted a poll on the forum of the *Museum of HP Calculators* about general preferences for the placement of the four basic arithmetic operators on a then quite hypothetical portrait *RPN* pocket calculator in November 2012 (see <https://www.hpmuseum.org/cgi-sys/cgiwrap/hpmuseum/archv021.cgi?read=234505> ). Then I published the concept and first layout for the *WP 43S* on said forum in return ( <https://www.hpmuseum.org/cgi-sys/cgiwrap/hpmuseum/archv021.cgi?read=234685> ). The picture overleaf shows my last layout before said post, wishfully assuming the good old slanted keys of the Seventies.



Everything thereafter was and is just patient refinement and careful tuning of the basic idea. It even survived an hardware switch – we were waiting for *Eric Smith's* and *Richard Ottosen's* so-called *Reptiles* (see the *HHC* meetings until 2015) still when *Michael* mailed me the concept of his and *David's* *DM42* in March 2016. Actually, *DM42* development overtook the *WP 43S* – it was launched late in spring 2017 while *Pauli* and me were looking for willing software engineers and actual support beyond friendly words still in vain. Despite its popularity in the community, qualified manpower for coding *WP 43S* was the bottleneck in our project since 2012.





## Menus

The community does not like deep *menus*: it prefers the *HP-32SII* to the *HP-32S*. On the other hand, it wants a large function set. So *menus* become inevitable but shall be designed carefully.

*Menu* size corresponds to keystroke efficiency; optimum is a *menu* encompassing three views containing up to 54 functions in total: the top view, one view going up via , and one going down via . Larger *menus* lack efficiency, smaller *menus* lack functionality. Besides function visibility, an operation presented in

the unshifted row of the top *menu view* is more efficient than a shifted function presented on the keyboard – if used more than just once (cf. p. B-1).

Generally, I separated status setting from ‘acting’ operations in different *menu views* or rows at least.

## Number Range

A number range up to  $10^{99}$  is sufficient for almost all real-world problems – else common scientific calculators would feature a larger numeric range generally (cf. also pp. 144f). So we can conclude that the real number range supported (cf. p. 167) suffices by far for solving what has to be solved. Saving display space gave reason for RANGE.

For sake of consistency, maximum numbers of different *data types* should match. I.e. the maximum absolute value allowed for a *long integer* should be approximately equal to the respective values for a *real* and a *complex number*.

Note the number range determines the precision required for calculating accurately (see *Precision and Accuracy* on p. B-22).

## Plotting?

It is mentioned elsewhere we are not out for creating a graphing calculator. There is, however, a very useful application where a basic scatter plot of measured data points would support decision making significantly (see the third industrial statistics application example in *Section 2* of the *OM*). This would require the statistical data (e.g. max. 100 data points, i.e. 100 pairs of  $x$  and  $y$  values) to be stored point by point in a matrix, not just summed up as in earlier *RPN* calculators.

Plotting could be called by a command PLOT stored in STAT displaying the data points collected in a quadratic diagram. Both axes shall reach from minimum value measured to maximum value measured (plus a little extension which can be calculated based on the data points). Axis scales are not required for analysis so I omitted them. Drawing area has to be quadratic ( $240 \times 240$  px for data,  $242 \times 240$  px incl. the vertical axis). Hence *softkeys* can be positioned on one side of the diagram (max.  $3 \times 2$  labels) still. The *status bar* would be partially overwritten by the diagram. See the sketch (to scale) for general screen layout and various data point symbols for checking visibility.



CLLCD was modified for clearing just the screen section required for the diagram. Four characters are provided in the small font for 'drawing' the vertical axis and the  $45^\circ$  line:



Though both axis and diagonal can also be created using AGRAPH and PIXEL.

Data points can then be plotted using POINT (containing 3×3 px) – positioning them properly in the diagram, however, will require some background calculations best performed by a program. For POINT, also some of the control modes of *HP-42S* shall be implemented in analogy (the picture below is copied from the *HP-42S OM*, p. 137; settings 1 and 3 should do for our plotting, cf. **GRAMOD** on p. 107):

Flag 34	Flag 35	How the AGRAPH Image is Displayed
Clear*	Clear*	The image is merged with the existing display (logical OR).
Clear	Set	The image overwrites all pixels in that portion of the display.
Set	Clear	Duplicate "on" pixels get turned "off."
Set	Set	All pixels are reversed (logical XOR).
* Default setting.		

*Softkey* functions could be ...

- CENTRL for fitting the center line to the data points and plotting it for checking deviations from the 45° line (some background calculations in L.R. using ORTHOF for orthogonal regression are required for the plot, setting 1 in the picture above will do while plotting);
- (DEL1PT turned obsolete;)
- $s_{mi}$  for calculating the minimum experimental standard deviation of the measuring instrument (some background calculations required again); and
- CLOSE for closing the plot screen, returning to normal display.

It may be beneficial to define a general origin for graphics at a location deviating from 0, 0 (i.e. the bottom left corner of the *LCD*) – the point 158,

0 may be a useful origin. This would allow for creating also other graphics than just the correlation diagrams mentioned above, while reserving a 'protected screen space' for up to six *softkeys*. Any user may do his own in this almost quadratic drawing area then, using the commands AGRAPH, CENTRL, CLLCD, CLOSE, PIXEL, PLOT, POINT, and  $s_{mi}$ .

## Precision and Accuracy





As mentioned above more than once, there are inevitable errors in each numeric calculation step, frequently caused by rounding to the internal finite precision the calculator features. Already a simple fraction like  $1/3$  stored as a real number deviates from the truth by more than  $3 \times 10^{-35}$ . During calculations, such errors accumulate as elaborated e.g. in footnote 65.

In real-world problems, usually the least accurate of all input (real) parameters determines the accuracy of the result. In the standard test mentioned in said footnote starting with  $9^\circ$ , you can nevertheless get 28-digits precision in the result since the input of  $9^\circ$  is exact (but note one digit precision is lost with each trigonometric function calculated here).

Internally, for instance, the *WP 34S* computes with 39 digits and rounds the results to 34 or 16 digits, respectively (seems *Free42* works alike since the standard test results match). Following these, the *WP 43S* works with 39 digits internally and rounds the results to 34 digits as well. *SLVQ* calculates using 72 digits internally. The statistical summation registers are 75 digits wide (used also for the initial steps of variance calculation). Cf. also *Angles* on pp. B-4f.

Luckily, real-world problems are usually far less precisely defined than the internal precision of the *WP 43S*. Compare also the set of physical and astronomical constants provided (cf. pp. 136ff).

## Prefixes

Prefixes  and  passed without any discussion for more than six years until 2019-06. Alternatively, prefixes  and  could have been chosen but their typography leaves less freedom for label placing.

# Sorting in Detail

There is no international standard for sorting characters; we had to invent our own order. Sorting of *items*, variable *names*, alphanumeric strings, *system flags*, etc. on the *WP 43S* works as listed below, top down and left to right.

Note that sorting is a two-step procedure: step 1 sorts the alphanumeric strings under consideration just according to **column 1** of this table, comparing them; if two strings are rated equal in this aspect, step 2 takes the columns following into account.<sup>95</sup> The 4-digit number trailing each character in the table is its hexadecimal *Unicode*.<sup>96</sup>

␣	0020	2003	2004	...	2008	200a	␣	2423					
0	0030	220e	00b0	0	2070	0	2080						
1	0031	1	2027	½	00bd	¼	00bc	1	00b9	1	2071	1	2081
										1	2460		
2	0032	2	00b2	2	2082	2	2461						
3	0033	3	00b3	3	2083	3	2462	¾	221b				
4	0034	4	2074	4	2084	4	2463						
5	0035	5	2075	5	2085	5	2464						
6	0036	6	2076	6	2086	6	2465						
7	0037	7	2077	7	2087	7	2466						
8	0038	8	2078	8	2088	8	2467						
9	0039	9	2079	9	2089	9	2468						
10	2491	10	2469										

<sup>95</sup> Applying this algorithm, a section of CATALOG'FCNS looks like e.g. **s**, **SAVE**, **SB**, **SCI**, **SCIOVR**, **scw→kg**, ..., **SLVQ**, **s<sub>m</sub>**, **SMODE?**, **s<sub>mw</sub>**, **SOLVE**, ...

Sorting is illustrated for the small font here. It holds also for the large font as far as characters are applicable.

<sup>96</sup> Characters printed on **grey background** are inaccessible for users; those printed on **darker grey** are not used at all so far.

11	246a							
12	246b							
13	246c							
14	246d							
15	246e							
16	246f							
A	0041	a 0061	ª 00aa	À 24b6	á 2090	â 249c		
		À 00c0	à 00e0	Á 00c1	á 00e1	Â 00c2	â 00e2	
		Ã 00c3	ã 00e3	Ä 00c4	ä 00e4	Å 00c5	å 00e5	
		Æ 00c6	æ 00e6	Ā 0100	ā 0101	Ă 0102	ă 0103	
							Ȧ 0104	ȧ 0105
B	0042	b 0062	Ɓ 24b7	ɓ 249d				
C	0043	c 0063	Ƈ 24b8	ɔ 249e	Ç 00c7	ç 00e7		
		Ć 0106	ć 0107	Č 010c	č 010d	Ĉ 2102	ĉ 2201	
				Ǳ 010e	ɗ' 010f	Đ 0110	đ 0111	
D	0044	d 0064	ɖ 24b9	ɗ 249f	Ð 00d0	ð 00f0		
				Ǳ 010e	ɗ' 010f	Đ 0110	đ 0111	
				Ǳ 010e	ɗ' 010f	Đ 0110	đ 0111	
				Ǳ 010e	ɗ' 010f	Đ 0110	đ 0111	
				Ǳ 010e	ɗ' 010f	Đ 0110	đ 0111	
E	0045	e 0065	Ɛ 24ba	ɛ 2091	ɛ 24a0	È 00c8	è 00e8	
		É 00c9	é 00e9	Ê 00ca	ê 00ea	Ë 00cb	ë 00eb	
		Ē 0112	ē 0113	Ě 0114	ě 0115	Ẹ 0116	ẹ 0117	
		Ɛ 0118	ɛ 0119	Ǽ 011a	ǽ 011b	Ɛ 2073		
				Ǽ 011a	ǽ 011b	Ɛ 2073		
F	0046	f 0066	ƒ 24a1	Ƒ 24bb				
G	0047	g 0067	ɠ 24a2	ɢ 24bc	Ğ 011e	ğ 011f		
H	0048	h 0068	ɦ 210e	ħ 24a3	Ĥ 24bd	ħ 2095		
						Ḥ 0127	ḥ 210f	
						Ḥ 0127	ḥ 210f	
I	0049	i 0069	ɪ 24be	ı 24a4	İ 00cc	ì 00ec		
		Í 00cd	í 00ed	Î 00ce	î 00ee	Ĭ 00cf	ï 00ef	
		Ī 012a	ī 012b	Ǫ 012c	ǫ 012d	Į 012e	į 012f	
						İ 0130	ı 0131	
						İ 0130	ı 0131	
J	004a	j 006a	Ƶ 24bf	ɶ 24a5				

<b>K</b> 004b	<b>k</b> 006b	<b>Ɓ</b> 24c0	<b>ƙ</b> 24a6	<b>ƚ</b> 2096		
<b>L</b> 004c	<b>l</b> 006c	<b>ɒ</b> 24c1	<b>ɓ</b> 24a7	<b>ɔ</b> 2097	<b>Ł</b> 0139	<b>ł</b> 013a
			<b>Ḷ</b> 013d	<b>ḷ</b> 013e	<b>Ḙ</b> 0141	<b>ḙ</b> 0142
<b>M</b> 004d	<b>m</b> 006d	<b>ɱ</b> 24c2	<b>ɯ</b> 24a8	<b>ɰ</b> 2098		
<b>N</b> 004e	<b>n</b> 006e	<b>ɳ</b> 24c3	<b>ɶ</b> 24a9	<b>ɷ</b> 2099	<b>Ñ</b> 00d1	<b>ñ</b> 00f1
	<b>Ṅ</b> 0143	<b>ṅ</b> 0144	<b>Ṇ</b> 0147	<b>ṇ</b> 0148	<b>Ṓ</b> 2115	
<b>O</b> 004f	<b>o</b> 006f	<b>ɔ̥</b> 00ba	<b>ɔ̥</b> 00a9	<b>ɔ̥</b> 24c4	<b>ɔ̥</b> 24aa	<b>ɔ̥</b> 2092
	<b>ò</b> 00d2	<b>ô</b> 00f2	<b>ó</b> 00d3	<b>ô</b> 00f3	<b>õ</b> 00d4	<b>ö</b> 00f4
	<b>õ</b> 00d5	<b>ö</b> 00f5	<b>ö</b> 00d6	<b>ö</b> 00f6	<b>ø</b> 00d8	<b>ø</b> 00f8
	<b>ō</b> 014c	<b>ō</b> 014d	<b>ō</b> 014e	<b>ō</b> 014f	<b>œ</b> 0152	<b>œ</b> 0153
<b>P</b> 0050	<b>p</b> 0070	<b>ɸ</b> 24c5	<b>ɸ</b> 24ab	<b>ɸ</b> 209a		
<b>Q</b> 0051	<b>q</b> 0071	<b>ɸ</b> 24c6	<b>ɸ</b> 24ac	<b>Q</b> 211a		
<b>R</b> 0052	<b>r</b> 0072	<b>ɹ</b> 24ad	<b>ɹ</b> 24c7	<b>Ř</b> 0154	<b>ř</b> 0155	<b>Ř</b> 0158
					<b>ř</b> 0159	<b>Ṛ</b> 211d
<b>S</b> 0053	<b>s</b> 0073	<b>ɹ</b> 24c8	<b>ɹ</b> 24ae	<b>ɹ</b> 209b	<b>Š</b> 015a	<b>š</b> 015b
	<b>Ș</b> 015e	<b>ș</b> 015f	<b>Š</b> 0160	<b>š</b> 0161	<b>ß</b> 00df	
<b>T</b> 0054	<b>t</b> 0074	<b>ɹ</b> 24af	<b>ɹ</b> 22a4	<b>ɹ</b> 24c9	<b>ɹ</b> 209c	
			<b>Ṭ</b> 0162	<b>ṭ</b> 0163	<b>Ṭ</b> 0164	<b>ṭ</b> 0165
<b>U</b> 0055	<b>u</b> 0075	<b>ɹ</b> 24ca	<b>ɹ</b> 24b0	<b>ɹ</b> 1d64	<b>Û</b> 00d9	<b>ü</b> 00f9
	<b>ú</b> 00da	<b>ú</b> 00fa	<b>û</b> 00db	<b>ü</b> 00fb	<b>ü</b> 00dc	<b>ü</b> 00fc
	<b>ũ</b> 0168	<b>ũ</b> 0169	<b>ũ</b> 016a	<b>ũ</b> 016b	<b>ũ</b> 016c	<b>ũ</b> 016d
			<b>ũ</b> 016e	<b>ũ</b> 016f	<b>ұ</b> 0172	<b>ұ</b> 0173
<b>V</b> 0056	<b>v</b> 0076	<b>ɹ</b> 24cb	<b>ɹ</b> 24b1			
<b>W</b> 0057	<b>w</b> 0077	<b>ɹ</b> 24cc	<b>ɹ</b> 24b2	<b>Ẃ</b> 0174	<b>ẃ</b> 0175	
<b>X</b> 0058	<b>x</b> 0078	<b>ɹ</b> 1d61	<b>ɹ</b> 24cd	<b>ɹ</b> 24b3	<b>ɹ</b> 2093	
			<b>Ẃ</b> 0379	<b>ẃ</b> 0378	<b>ẃ</b> 037f	<b>ẃ</b> 221c
<b>Y</b> 0059	<b>y</b> 0079	<b>ɹ</b> 24ce	<b>ɹ</b> 24b4	<b>Ỳ</b> 00dd	<b>ỳ</b> 00fd	
	<b>ÿ</b> 0176	<b>ÿ</b> 0177	<b>Ỳ</b> 0178	<b>ỳ</b> 00ff	<b>ȳ</b> 0233	<b>ȳ</b> 0232

Z 005a	z 007a	z 24cf	z 24b5	Ž 0179	ž 017a	Ž 017b	
			ž 017c	Ž 017d	ž 017e	Z 2124	
A 0391	α 03b1	α 2065	ά 03ac				
B 0392	β 03b2						
Γ 0393	γ 03b3						
Δ 0394	δ 03b4	δ 2066					
E 0395	ε 03b5	έ 03ad					
Z 0396	ζ 03b6						
H 0397	η 03b7	ή 03ae					
Θ 0398	θ 03b8						
I 0399	ι 03b9	ί 03af	ϊ 03aa	ϊ 03ca	ϊ 0390		
K 039a	κ 03ba						
Λ 039b	λ 03bb						
M 039c	μ 03bc	μ 00b5	μ 2067				
N 039d	ν 03bd						
Ξ 039e	ξ 03be						
O 039f	ο 03bf	ό 03cc					
Π 03a0	π 220f	π 03c0					
P 03a1	ρ 03c1						
Σ 03a3	σ 03c3	ς 03c2					
T 03a4	τ 03c4						
Υ 03a5	υ 03c5	ύ 03cd	ϋ 03ab	ϋ 03cb	ϋ 03b0		
Φ 03a6	φ 03c6						
Χ 03a7	χ 03c7						
Ψ 03a8	ψ 03c8						
Ω 03a9	ω 03c9	ώ 03ce					



( 0028	) 0029				
[ 005b	⌈ 23a1	⌊ 23a2	⌋ 23a3		
	⌋ 005d	⌊ 23a4	⌊ 23a5	⌋ 23a6	
{ 007b	} 007d				
⌞ 2430	⌞ 2431	⌞ 2432	⌞ 2433		
+ 002b	+ 207a	+ 208a	± 00b1		
- 002d	- 207b	-1 2072	- 208b	± 2213	
× 00d7	• 00b7	• 2219	• 2218	* 002a	* 208f
/ 002f	\ 005c				
^ 005e					
, 002c	⌞ 2429				
. 002e	⌞ 2428	... 2026			
! 0021	⌞ 00a1				
? 003f	⌞ 00bf				
: 003a	: 2236	÷ 00f7			
; 003b					
' 0027	' 2018	' 2019	, 201a	' 201b	
" 0022	" 201c	" 201d	„ 201e	" 201f	« 00ab » 00bb
@ 0040					
- 005f	⌞ 2427				
~ 007e					
→ 2192	→ 21c0				
← 2190	↩ 21cd				
↑ 2191	⬆ 21e7	⬆ 21c9	⬆ 242b		
↓ 2193	⬇ 21e9	⬇ 21cb			
↗ 21c4					
↕ 2195					
≡ 21cc					

↵	00ac												
⌘	2227	⵿	2228	⵿̣	22bb	⵿̣̣	22bc	⵿̣̣̣	22bd				
&	0026												
	007c		2223	‖	2224	‖	2225	‖	2226				
«	226a	<	003c	≦	2264	≡	2261	:=	2254	=	003d	≈	2243
		≈	2248	≡	2258	≡	2259	≠	2260	≡	2265	>	003e
													»
%	0025	\$	0024	€	20ac	¢	00a2	£	00a3	¥	00a5	₹	00a7
✓	221a	α	221d										
∞	221e	∞	209e	∞	209f								
∫	222b	∫	222c	∫	222e	∫	222f						
⊙	2299	⊙	229a	⊙	2068								
⊕	2295	⊕	2069										
⊥	221f	⊥	22a5										
∠	2220	∠	2221										
┌	2308	┌	2309										
└	230a	└	230b										
📄	2399	🕒	231b	🕒	231a	📱	242a	📱	242c	📱	242f		
#	0023												
UK	242d	US	242e										
∇	2200	∂	2202	∂	2203	∂	2204	∂	2205	∂	2206	∇	2207
		€	2208	¢	2209	∂	220b	∂	220c	n	2229	u	222a
└	2421	/	2422	/	2425	/	2426						
✓	2713												

## Stack Size

At a very early stage of this project (2013), *stack* size was discussed. An *RPL*-like ‘infinite’ *stack* would allow for saving (pushing) everything thereon before calling a (sub-) routine and popping it after RTN but makes traditional  $R\downarrow$ ,  $R\uparrow$ , and top level repetition obsolete (and FILL as well). In this context I suggested two new commands called CLOSES and OPENS for closing the bottom section (4 or 8 *registers*) of an infinite stack for the time when  $R\downarrow$ ,  $R\uparrow$ , FILL, and top level repetition were required, and opening it thereafter. At the bottom line, eight *stack registers* turn out being sufficient for solving any real-world mathematical, scientific, or engineering problem (cf. *Section 1* of the *OM* as well as field experience with *WP 34S* and *WP 31S* since 2011).

After all, we decided sticking to *RPN* as implemented on the *WP 34S* and *WP 31S*. It covers everything needed most easily. For special action support, the commands STOS and RCLS are provided.

## Stack Lift Disabling Functions

Also these functions were subject of discussion. For sake of backward compatibility, we decided to keep them as they were on the vintage *HP RPN* pocket calculators up to the *HP-42S* (and *WP 34S* and *WP 31S*):

Only ENTER $\uparrow$ , CLX,  $\Sigma+$ , and  $\Sigma-$  disable *automatic stack lift*, all other functions enable it. But compare INPUT on p. 42.

## Structured Programming

In 2013, I suggested the following control structures:

- IF ... THEN ... ELSE ... END,
- FOR ... FROM ... TO ... END,
- REPEAT ... UNTIL, and
- WHILE ... END.

Traditional END would need to be called ENDPGM then.

Later, we discussed some *PASCAL*-like structures:

- IF ... THEN BEGIN ... END ELSE BEGIN ... END;
- FOR ... DO BEGIN ... END; and
- WHILE ... DO BEGIN ... END;

We refrained from implementing such commands since we had doubts about the sensibility of mixing keystroke programming and structured programming features.







## UNDO

In 2013, UNDO was planned as it works in *HP-48*, recalling just the *stack* as it was before executing last command. The *WP 31S*, on the other hand, features an UNDO recalling the entire calculator status as it was before executing last command. It turned out that such a complete UNDO was viable on the *WP 43S* as well, so we implemented it for better user experience.

Please find here two surfaces printed to scale: at right the original keys and keyplate of your WP 43S and below its virtual keyboard in alpha input mode (A/M). Furthermore there are two pictures overleaf, one taken from the back of an HP-16C and the other inspired by a print on an HP-11C.

Choose your favorite, cut it out, and use it with your WP 43S. If you bought your WP 43S complete and flashed, all except the HP-16C related picture shall be found printed on it.



	C	G	
$\oplus$ $\ominus$	x	x	
$\otimes$	--	x	
$\div$	x	x	$RMD \neq 0 \div C$
$\sqrt{x}$	x	--	$RMD \neq 0 \div C$
CHS, ABS	--	x	
DBLX	--	o	$y \cdot x \div (X \& Y)$
DBL $\div$	x	o	$(y \& z) \div x \div X; RMD \neq 0 \div C$
SL	x	--	
SR	x	--	
ASR	x	--	
RL	x	--	
RR	x	--	
RLC	x	--	
RRC	x	--	