

GNSS-SDR

0.0.17

Generated by Doxygen 1.8.14

Contents

1	Main Page	1
1.1	Contents	1
1.2	Overview	2
1.3	Building GNSS-SDR	3
1.3.1	Debug and Release builds	5
1.3.2	Updating GNSS-SDR	5
1.4	Using GNSS-SDR	5
1.5	Control plane	6
1.5.1	Configuration	6
1.5.2	GNSS block factory	7
1.6	Signal Processing plane	7
1.6.1	Signal Source	8
1.6.2	Signal Conditioner	8
1.6.3	Channel	9
1.6.3.1	Acquisition	9
1.6.3.2	Tracking	10
1.6.3.3	Decoding of the navigation message	11
1.6.4	Observables	11
1.6.5	Computation of Position, Velocity and Time	11
1.7	About the software license	12
1.8	Publications and Credits	13
1.9	Ok, now what?	14

2	Reference Documents	15
2.1	Interface Control Documents	15
2.1.1	GPS	15
2.1.2	GLONASS	15
2.1.3	Galileo	16
2.1.4	BeiDou	16
2.1.5	Satellite Based Augmentation Systems (SBAS)	17
2.2	Other Standards	17
2.2.1	RINEX	17
2.2.2	NMEA	18
2.2.3	KML	18
2.2.4	C++ Standards	18
2.2.5	Positioning protocols in wireless communication networks	18
3	Signal model	21
3.1	GNSS signal model	21
3.1.1	Global Positioning System (GPS) signal in space	22
3.1.2	GLONASS signal in space	23
3.1.3	Galileo signal in space	24
3.1.4	Reference	27
4	Todo List	29
5	Module Index	31
5.1	Modules	31
6	Hierarchical Index	33
6.1	Class Hierarchy	33
7	Class Index	41
7.1	Class List	41
8	File Index	55
8.1	File List	55

9	Module Documentation	71
9.1	Acquisition	71
9.1.1	Detailed Description	71
9.2	acquisition_adapters	72
9.2.1	Detailed Description	73
9.3	acquisition_gr_blocks	74
9.3.1	Detailed Description	75
9.4	acquisition_libs	76
9.4.1	Detailed Description	76
9.5	Channel	77
9.5.1	Detailed Description	77
9.6	channel_adapters	78
9.6.1	Detailed Description	78
9.7	channel_libs	79
9.7.1	Detailed Description	79
9.8	Signal Conditioner	80
9.8.1	Detailed Description	80
9.9	conditioner_adapters	81
9.9.1	Detailed Description	81
9.10	Data Type Adapters	82
9.10.1	Detailed Description	82
9.11	data_type_adapters	83
9.11.1	Detailed Description	83
9.12	data_type_gr_blocks	84
9.12.1	Detailed Description	84
9.13	Input Filter	85
9.13.1	Detailed Description	85
9.14	input_filter_adapters	86
9.14.1	Detailed Description	86
9.15	input_filter_gr_blocks	87

9.15.1 Detailed Description	87
9.16 Algorithms Common Library	88
9.16.1 Detailed Description	88
9.17 algorithms_libs	89
9.17.1 Detailed Description	93
9.17.2 Function Documentation	94
9.17.2.1 at()	94
9.17.2.2 back()	94
9.17.2.3 beidou_b1i_code_gen_complex()	94
9.17.2.4 beidou_b1i_code_gen_complex_sampled()	94
9.17.2.5 beidou_b1i_code_gen_float()	95
9.17.2.6 beidou_b1i_code_gen_int()	95
9.17.2.7 beidou_b3i_code_gen_complex()	95
9.17.2.8 beidou_b3i_code_gen_complex_sampled()	95
9.17.2.9 beidou_b3i_code_gen_float()	95
9.17.2.10 beidou_b3i_code_gen_int()	96
9.17.2.11 cart2geo()	96
9.17.2.12 cart2utm()	96
9.17.2.13 clear()	96
9.17.2.14 clksin()	97
9.17.2.15 clsin()	97
9.17.2.16 complex_exp_gen()	97
9.17.2.17 complex_exp_gen_conj()	97
9.17.2.18 findUtmZone()	98
9.17.2.19 front()	98
9.17.2.20 galileo_e1_code_gen_complex_sampled() [1/2]	98
9.17.2.21 galileo_e1_code_gen_complex_sampled() [2/2]	98
9.17.2.22 galileo_e1_code_gen_float_sampled() [1/2]	99
9.17.2.23 galileo_e1_code_gen_float_sampled() [2/2]	99
9.17.2.24 galileo_e1_code_gen_sinboc11_float()	99

9.17.2.25 galileo_e5_a_code_gen_complex_primary()	99
9.17.2.26 galileo_e5_a_code_gen_complex_sampled()	100
9.17.2.27 galileo_e5_b_code_gen_complex_primary()	100
9.17.2.28 galileo_e5_b_code_gen_complex_sampled()	100
9.17.2.29 galileo_e6_b_code_gen_complex_primary()	100
9.17.2.30 galileo_e6_b_code_gen_complex_sampled()	101
9.17.2.31 galileo_e6_b_code_gen_float_primary()	101
9.17.2.32 galileo_e6_c_code_gen_complex_primary()	101
9.17.2.33 galileo_e6_c_code_gen_complex_sampled()	101
9.17.2.34 galileo_e6_c_code_gen_float_primary()	101
9.17.2.35 galileo_e6_c_secondary_code()	102
9.17.2.36 galileo_e6_c_secondary_code_gen_complex()	102
9.17.2.37 galileo_e6_c_secondary_code_gen_float()	102
9.17.2.38 Geo_to_ECEF()	102
9.17.2.39 get()	103
9.17.2.40 glonass_l1_ca_code_gen_complex()	103
9.17.2.41 glonass_l1_ca_code_gen_complex_sampled()	103
9.17.2.42 glonass_l2_ca_code_gen_complex()	103
9.17.2.43 glonass_l2_ca_code_gen_complex_sampled()	103
9.17.2.44 Gnss_circular_deque() [1/2]	104
9.17.2.45 Gnss_circular_deque() [2/2]	104
9.17.2.46 gps_l1_ca_code_gen_complex()	104
9.17.2.47 gps_l1_ca_code_gen_complex_sampled()	104
9.17.2.48 gps_l1_ca_code_gen_float()	105
9.17.2.49 gps_l1_ca_code_gen_int()	105
9.17.2.50 gps_l2c_m_code_gen_complex()	105
9.17.2.51 gps_l2c_m_code_gen_complex_sampled()	105
9.17.2.52 gps_l2c_m_code_gen_float()	105
9.17.2.53 gps_l5i_code_gen_complex()	106
9.17.2.54 gps_l5i_code_gen_complex_sampled()	106

9.17.2.55 <code>gps_l5i_code_gen_float()</code>	106
9.17.2.56 <code>gps_l5q_code_gen_complex()</code>	106
9.17.2.57 <code>gps_l5q_code_gen_complex_sampled()</code>	106
9.17.2.58 <code>gps_l5q_code_gen_float()</code>	107
9.17.2.59 <code>Gravity_ECEF()</code>	107
9.17.2.60 <code>great_circle_distance()</code>	107
9.17.2.61 <code>hex_to_binary_converter()</code>	107
9.17.2.62 <code>hex_to_binary_string()</code>	107
9.17.2.63 <code>item_type_is_complex()</code>	108
9.17.2.64 <code>item_type_size()</code>	108
9.17.2.65 <code>item_type_valid()</code>	108
9.17.2.66 <code>make_vector_converter()</code>	108
9.17.2.67 <code>pop_front()</code>	109
9.17.2.68 <code>push_back()</code>	109
9.17.2.69 <code>pv_Geo_to_ECEF()</code>	109
9.17.2.70 <code>resampler()</code> [1/2]	110
9.17.2.71 <code>resampler()</code> [2/2]	110
9.17.2.72 <code>reset()</code> [1/2]	110
9.17.2.73 <code>reset()</code> [2/2]	110
9.17.2.74 <code>size()</code>	111
9.17.2.75 <code>Skew_symmetric()</code>	111
9.17.2.76 <code>togeod()</code>	111
9.17.2.77 <code>topocent()</code>	112
9.18 <code>gnss_sdr_flags</code>	113
9.18.1 Detailed Description	114
9.18.2 Function Documentation	114
9.18.2.1 <code>DECLARE_bool()</code> [1/2]	114
9.18.2.2 <code>DECLARE_bool()</code> [2/2]	114
9.18.2.3 <code>DECLARE_double()</code> [1/3]	114
9.18.2.4 <code>DECLARE_double()</code> [2/3]	114

9.18.2.5	DECLARE_double() [3/3]	115
9.18.2.6	DECLARE_int32() [1/7]	115
9.18.2.7	DECLARE_int32() [2/7]	115
9.18.2.8	DECLARE_int32() [3/7]	115
9.18.2.9	DECLARE_int32() [4/7]	115
9.18.2.10	DECLARE_int32() [5/7]	115
9.18.2.11	DECLARE_int32() [6/7]	116
9.18.2.12	DECLARE_int32() [7/7]	116
9.18.2.13	DECLARE_string() [1/8]	116
9.18.2.14	DECLARE_string() [2/8]	116
9.18.2.15	DECLARE_string() [3/8]	116
9.18.2.16	DECLARE_string() [4/8]	116
9.18.2.17	DECLARE_string() [5/8]	117
9.18.2.18	DECLARE_string() [6/8]	117
9.18.2.19	DECLARE_string() [7/8]	117
9.18.2.20	DECLARE_string() [8/8]	117
9.19	PVT	118
9.19.1	Detailed Description	118
9.20	algorithms_libs_rtklib	119
9.20.1	Detailed Description	130
9.20.2	Typedef Documentation	130
9.20.2.1	fatalfunc_t	130
9.20.3	Function Documentation	130
9.20.3.1	eph_to_rtklib()	130
9.20.4	Variable Documentation	131
9.20.4.1	ARMODE_CONT	131
9.20.4.2	ARMODE_FIXHOLD	131
9.20.4.3	ARMODE_INST	131
9.20.4.4	ARMODE_OFF	131
9.20.4.5	ARMODE_PPPAR	131

9.20.4.6	ARMODE_PPPAR_ILS	132
9.20.4.7	CHISQR	132
9.20.4.8	DTTOL	132
9.20.4.9	EFACT_BDS	132
9.20.4.10	EFACT_GAL	133
9.20.4.11	EFACT_GLO	133
9.20.4.12	EFACT_GPS	133
9.20.4.13	EFACT_IRN	133
9.20.4.14	EFACT_QZS	133
9.20.4.15	EFACT_SBS	134
9.20.4.16	EPHOPT_BRDC	134
9.20.4.17	EPHOPT_LEX	134
9.20.4.18	EPHOPT_PREC	134
9.20.4.19	EPHOPT_SBAS	134
9.20.4.20	EPHOPT_SSRAPC	135
9.20.4.21	EPHOPT_SSRCOM	135
9.20.4.22	ERR_BRDCI	135
9.20.4.23	ERR_CBIAS	135
9.20.4.24	ERR_SAAS	135
9.20.4.25	FE_WGS84	136
9.20.4.26	FTP_TIMEOUT	136
9.20.4.27	GAP_RESION	136
9.20.4.28	HION	136
9.20.4.29	INT_SWAP_STAT	136
9.20.4.30	INT_SWAP_TRAC	137
9.20.4.31	IONOOPT_BRDC	137
9.20.4.32	IONOOPT_EST	137
9.20.4.33	IONOOPT_IFLC	137
9.20.4.34	IONOOPT_LEX	137
9.20.4.35	IONOOPT_OFF	138

9.20.4.36 IONOOPT_QZS	138
9.20.4.37 IONOOPT_SBAS	138
9.20.4.38 IONOOPT_STEC	138
9.20.4.39 IONOOPT_TEC	138
9.20.4.40 LAM_CARR	139
9.20.4.41 MAXANT	139
9.20.4.42 MAXBAND	139
9.20.4.43 MAXCLI	139
9.20.4.44 MAXDTE	140
9.20.4.45 MAXDTE_BDS	140
9.20.4.46 MAXDTE_GAL	140
9.20.4.47 MAXDTE_GLO	140
9.20.4.48 MAXDTE_QZS	140
9.20.4.49 MAXDTE_S	141
9.20.4.50 MAXDTE_SBS	141
9.20.4.51 MAXERRMSG	141
9.20.4.52 MAXEXFILE	141
9.20.4.53 MAXFREQ	141
9.20.4.54 MAXGDOP	142
9.20.4.55 MAXLEAPS	142
9.20.4.56 MAXNGEO	142
9.20.4.57 MAXNIGP	142
9.20.4.58 MAXOBS	142
9.20.4.59 MAXOBSBUF	143
9.20.4.60 MAXOBSTYPE	143
9.20.4.61 MAXPRNBDS	143
9.20.4.62 MAXPRNGAL	143
9.20.4.63 MAXPRNGLO	143
9.20.4.64 MAXPRNGPS	144
9.20.4.65 MAXPRNIRN	144

9.20.4.66 MAXPRNLEO	144
9.20.4.67 MAXPRNQZS	144
9.20.4.68 MAXPRNSBS	144
9.20.4.69 MAXRAWLEN	145
9.20.4.70 MAXRCV	145
9.20.4.71 MAXSBSAGEF	145
9.20.4.72 MAXSBSAGEL	145
9.20.4.73 MAXSBSMSG	145
9.20.4.74 MAXSBSURA	146
9.20.4.75 MAXSOLBUF	146
9.20.4.76 MAXSOLMSG	146
9.20.4.77 MAXSOLQ	146
9.20.4.78 MAXSTATMSG	146
9.20.4.79 MAXSTRMSG	147
9.20.4.80 MAXSTRPATH	147
9.20.4.81 MINPRNBDS	147
9.20.4.82 MINPRNGAL	147
9.20.4.83 MINPRNGLO	147
9.20.4.84 MINPRNGPS	148
9.20.4.85 MINPRNIRN	148
9.20.4.86 MINPRNLEO	148
9.20.4.87 MINPRNQZS	148
9.20.4.88 MINPRNSBS	148
9.20.4.89 NEXOBS	149
9.20.4.90 NFREQ	149
9.20.4.91 NFREQGLO	149
9.20.4.92 NSATBDS	149
9.20.4.93 NSATGAL	149
9.20.4.94 NSATGLO	150
9.20.4.95 NSATGPS	150

9.20.4.96 NSATSBS	150
9.20.4.97 NSYS	150
9.20.4.98 PMODE_DGPS	150
9.20.4.99 PMODE_FIXED	151
9.20.4.100 PMODE_KINEMA	151
9.20.4.101 PMODE_MOVEB	151
9.20.4.102 PMODE_PPP_FIXED	151
9.20.4.103 PMODE_PPP_KINEMA	151
9.20.4.104 PMODE_PPP_STATIC	152
9.20.4.105 PMODE_SINGLE	152
9.20.4.106 PMODE_STATIC	152
9.20.4.107 POLYCRC24Q	152
9.20.4.108 POLYCRC32	152
9.20.4.109 POSOPT_RINEX	153
9.20.4.110 PRN_HWBIAS	153
9.20.4.111 RE_WGS84	153
9.20.4.112 REL_HUMI	153
9.20.4.113 SERIBUFFSIZE	153
9.20.4.114 SOLF_ENU	154
9.20.4.115 SOLF_GSIF	154
9.20.4.116 SOLF_LLH	154
9.20.4.117 SOLF_NMEA	154
9.20.4.118 SOLF_STAT	154
9.20.4.119 SOLF_XYZ	155
9.20.4.120 SOLQ_DGPS	155
9.20.4.121 SOLQ_DR	155
9.20.4.122 SOLQ_FIX	155
9.20.4.123 SOLQ_FLOAT	155
9.20.4.124 SOLQ_NONE	156
9.20.4.125 SOLQ_PPP	156

9.20.4.126	SOLQ_SBAS	156
9.20.4.127	SOLQ_SINGLE	156
9.20.4.128	SYS_ALL	156
9.20.4.129	SYS_BDS	157
9.20.4.130	SYS_GAL	157
9.20.4.131	SYS_GLO	157
9.20.4.132	SYS_GPS	157
9.20.4.133	SYS_IRN	157
9.20.4.134	SYS_LEO	158
9.20.4.135	SYS_NONE	158
9.20.4.136	SYS_QZS	158
9.20.4.137	SYS_SBS	158
9.20.4.138	TIMES_GPST	158
9.20.4.139	TIMES_JST	159
9.20.4.140	TIMES_UTC	159
9.20.4.141	TIMETAGH_LEN	159
9.20.4.142	TINTACT	159
9.20.4.143	TROPOPT_COR	159
9.20.4.144	TROPOPT_CORG	160
9.20.4.145	TROPOPT_EST	160
9.20.4.146	TROPOPT_ESTG	160
9.20.4.147	TROPOPT_OFF	160
9.20.4.148	TROPOPT_SAAS	160
9.20.4.149	TROPOPT_SBAS	160
9.21	Observables	161
9.21.1	Detailed Description	161
9.22	obs_adapters	162
9.22.1	Detailed Description	162
9.23	obs_gr_blocks	163
9.23.1	Detailed Description	163

9.24	observables_libs	164
9.24.1	Detailed Description	164
9.25	pvt_adapters	165
9.25.1	Detailed Description	165
9.26	pvt_gr_blocks	166
9.26.1	Detailed Description	166
9.27	pvt_libs	167
9.27.1	Detailed Description	168
9.28	Resampler	169
9.28.1	Detailed Description	169
9.29	resampler_adapters	170
9.29.1	Detailed Description	170
9.30	resampler_gr_blocks	171
9.30.1	Detailed Description	171
9.31	Signal Source	172
9.31.1	Detailed Description	172
9.32	signal_source_adapters	173
9.32.1	Detailed Description	173
9.33	signal_source_gr_blocks	174
9.33.1	Detailed Description	174
9.34	signal_source_libs	175
9.34.1	Detailed Description	176
9.34.2	Enumeration Type Documentation	176
9.34.2.1	RTL_TCP_COMMAND	176
9.34.3	Function Documentation	176
9.34.3.1	rtl_tcp_command()	176
9.35	Telemetry Decoder	177
9.35.1	Detailed Description	177
9.36	telemetry_decoder_adapters	178
9.36.1	Detailed Description	178

9.37	telemetry_decoder_gr_blocks	179
9.37.1	Detailed Description	180
9.38	telemetry_decoder_libswiftcnv	181
9.38.1	Detailed Description	181
9.38.2	Macro Definition Documentation	181
9.38.2.1	GPS_L2_V27_HISTORY_LENGTH_BITS	182
9.38.2.2	GPS_L2C_V27_DECODE_BITS	182
9.38.2.3	GPS_L2C_V27_DELAY_BITS	182
9.38.2.4	GPS_L2C_V27_INIT_BITS	182
9.39	telemetry_decoder_libs	183
9.39.1	Detailed Description	183
9.40	Tracking	184
9.40.1	Detailed Description	184
9.41	tracking_adapters	185
9.41.1	Detailed Description	185
9.42	tracking_gr_blocks	186
9.42.1	Detailed Description	187
9.43	tracking_libs	188
9.43.1	Detailed Description	189
9.43.2	Function Documentation	189
9.43.2.1	carrier_lock_detector()	190
9.43.2.2	cn0_m2m4_estimator()	190
9.43.2.3	cn0_svn_estimator()	191
9.43.2.4	dll_nc_e_minus_l_normalized()	191
9.43.2.5	dll_nc_vemlp_normalized()	191
9.43.2.6	fill_four_quadrant_atan()	192
9.43.2.7	phase_unwrap()	192
9.43.2.8	pll_cloop_two_quadrant_atan()	192
9.43.2.9	pll_four_quadrant_atan()	192
9.44	Core GNSS Receiver	193

9.44.1 Detailed Description	193
9.45 GNSS block interfaces	194
9.45.1 Detailed Description	194
9.46 core_libs	195
9.46.1 Detailed Description	196
9.46.2 Function Documentation	196
9.46.2.1 find_uio_dev_file_name()	196
9.46.2.2 ini_parse()	196
9.47 core_monitor	197
9.47.1 Detailed Description	197
9.48 core_receiver	198
9.48.1 Detailed Description	198
9.49 core_system_parameters	199
9.49.1 Detailed Description	232
9.49.2 Macro Definition Documentation	232
9.49.2.1 GLONASS_GNAV_PREAMBLE	232
9.49.3 Function Documentation	232
9.49.3.1 ALPHA_0()	232
9.49.3.2 T_OA()	232
9.49.4 Variable Documentation	232
9.49.4.1 AS2R	233
9.49.4.2 AU	233
9.49.4.3 BEIDOU_B1I_CODE_LENGTH_CHIPS	233
9.49.4.4 BEIDOU_B1I_CODE_PERIOD_MS	233
9.49.4.5 BEIDOU_B1I_CODE_PERIOD_S	233
9.49.4.6 BEIDOU_B1I_CODE_RATE_CPS	234
9.49.4.7 BEIDOU_B1I_FREQ_HZ	234
9.49.4.8 BEIDOU_B3I_CODE_LENGTH_CHIPS	234
9.49.4.9 BEIDOU_B3I_CODE_PERIOD_MS	234
9.49.4.10 BEIDOU_B3I_CODE_PERIOD_S	234

9.49.4.11 BEIDOU_B3I_CODE_RATE_CPS	235
9.49.4.12 BEIDOU_B3I_FREQ_HZ	235
9.49.4.13 BEIDOU_B3I_TELEMETRY_RATE_BITS_SECOND	235
9.49.4.14 BEIDOU_DNAV_SUBFRAME_DATA_BITS	235
9.49.4.15 BEIDOU_F	235
9.49.4.16 BEIDOU_GM	236
9.49.4.17 BEIDOU_OMEGA_EARTH_DOT	236
9.49.4.18 CODE_L1A	236
9.49.4.19 CODE_L1B	236
9.49.4.20 CODE_L1C	236
9.49.4.21 CODE_L1E	237
9.49.4.22 CODE_L1I	237
9.49.4.23 CODE_L1L	237
9.49.4.24 CODE_L1M	237
9.49.4.25 CODE_L1N	237
9.49.4.26 CODE_L1P	238
9.49.4.27 CODE_L1Q	238
9.49.4.28 CODE_L1S	238
9.49.4.29 CODE_L1W	238
9.49.4.30 CODE_L1X	238
9.49.4.31 CODE_L1Y	239
9.49.4.32 CODE_L1Z	239
9.49.4.33 CODE_L2C	239
9.49.4.34 CODE_L2D	239
9.49.4.35 CODE_L2I	239
9.49.4.36 CODE_L2L	240
9.49.4.37 CODE_L2M	240
9.49.4.38 CODE_L2N	240
9.49.4.39 CODE_L2P	240
9.49.4.40 CODE_L2Q	240

9.49.4.41 CODE_L2S	241
9.49.4.42 CODE_L2W	241
9.49.4.43 CODE_L2X	241
9.49.4.44 CODE_L2Y	241
9.49.4.45 CODE_L3I	241
9.49.4.46 CODE_L3Q	242
9.49.4.47 CODE_L3X	242
9.49.4.48 CODE_L5A	242
9.49.4.49 CODE_L5B	242
9.49.4.50 CODE_L5C	242
9.49.4.51 CODE_L5I	243
9.49.4.52 CODE_L5Q	243
9.49.4.53 CODE_L5X	243
9.49.4.54 CODE_L6A	243
9.49.4.55 CODE_L6B	243
9.49.4.56 CODE_L6C	244
9.49.4.57 CODE_L6I	244
9.49.4.58 CODE_L6L	244
9.49.4.59 CODE_L6Q	244
9.49.4.60 CODE_L6S	244
9.49.4.61 CODE_L6X	245
9.49.4.62 CODE_L6Z	245
9.49.4.63 CODE_L7I	245
9.49.4.64 CODE_L7Q	245
9.49.4.65 CODE_L7X	245
9.49.4.66 CODE_L8I	246
9.49.4.67 CODE_L8Q	246
9.49.4.68 CODE_L8X	246
9.49.4.69 CODE_L9A	246
9.49.4.70 CODE_L9B	246

9.49.4.71 CODE_L9C	247
9.49.4.72 CODE_L9X	247
9.49.4.73 CODE_NONE	247
9.49.4.74 D2R	247
9.49.4.75 DFRQ1_GLO	247
9.49.4.76 DFRQ2_GLO	248
9.49.4.77 FREQ1	248
9.49.4.78 FREQ1_BDS	248
9.49.4.79 FREQ1_GLO	248
9.49.4.80 FREQ2	248
9.49.4.81 FREQ2_BDS	249
9.49.4.82 FREQ2_GLO	249
9.49.4.83 FREQ3_BDS	249
9.49.4.84 FREQ3_GLO	249
9.49.4.85 FREQ5	249
9.49.4.86 FREQ6	250
9.49.4.87 FREQ7	250
9.49.4.88 FREQ8	250
9.49.4.89 FREQ9	250
9.49.4.90 GALILEO_CNAV_PAGE_MS	250
9.49.4.91 GALILEO_CNAV_SYMBOLS_PER_PAGE	251
9.49.4.92 GALILEO_E1_B_CODE_LENGTH_CHIPS	251
9.49.4.93 GALILEO_E1_B_SAMPLES_PER_SYMBOL	251
9.49.4.94 GALILEO_E1_B_SYMBOL_RATE_BPS	251
9.49.4.95 GALILEO_E1_C_SECONDARY_CODE_LENGTH	251
9.49.4.96 GALILEO_E1_CODE_CHIP_RATE_CPS	252
9.49.4.97 GALILEO_E1_CODE_PERIOD_MS	252
9.49.4.98 GALILEO_E1_CODE_PERIOD_S	252
9.49.4.99 GALILEO_E1_FREQ_HZ	252
9.49.4.100 GALILEO_E1_HISTORY_DEEP	252

9.49.4.101	GALILEO_E1_OPT_ACQ_FS_SPS	253
9.49.4.102	GALILEO_E1_SUB_CARRIER_A_RATE_HZ	253
9.49.4.103	GALILEO_E1_SUB_CARRIER_B_RATE_HZ	253
9.49.4.104	GALILEO_E5A_CODE_CHIP_RATE_CPS	253
9.49.4.105	GALILEO_E5A_CODE_LENGTH_CHIPS	253
9.49.4.106	GALILEO_E5A_CODE_PERIOD_MS	254
9.49.4.107	GALILEO_E5A_CODE_PERIOD_S	254
9.49.4.108	GALILEO_E5A_FREQ_HZ	254
9.49.4.109	GALILEO_E5A_I_SECONDARY_CODE_LENGTH	254
9.49.4.110	GALILEO_E5A_I_TIERED_CODE_PERIOD_S	254
9.49.4.111	GALILEO_E5A_OPT_ACQ_FS_SPS	255
9.49.4.112	GALILEO_E5A_Q_SECONDARY_CODE_LENGTH	255
9.49.4.113	GALILEO_E5A_Q_TIERED_CODE_PERIOD_S	255
9.49.4.114	GALILEO_E5A_SYMBOL_RATE_BPS	255
9.49.4.115	GALILEO_E5B_CODE_CHIP_RATE_CPS	255
9.49.4.116	GALILEO_E5B_CODE_LENGTH_CHIPS	256
9.49.4.117	GALILEO_E5B_CODE_PERIOD_MS	256
9.49.4.118	GALILEO_E5B_CODE_PERIOD_S	256
9.49.4.119	GALILEO_E5B_FREQ_HZ	256
9.49.4.120	GALILEO_E5B_I_SECONDARY_CODE_LENGTH	256
9.49.4.121	GALILEO_E5B_I_TIERED_CODE_PERIOD_S	257
9.49.4.122	GALILEO_E5B_OPT_ACQ_FS_SPS	257
9.49.4.123	GALILEO_E5B_Q_SECONDARY_CODE_LENGTH	257
9.49.4.124	GALILEO_E5B_Q_TIERED_CODE_PERIOD_S	257
9.49.4.125	GALILEO_E5B_SYMBOL_RATE_BPS	257
9.49.4.126	GALILEO_E6_B_CODE_CHIP_RATE_CPS	258
9.49.4.127	GALILEO_E6_B_CODE_LENGTH_CHIPS	258
9.49.4.128	GALILEO_E6_C_CODE_CHIP_RATE_CPS	258
9.49.4.129	GALILEO_E6_C_CODE_LENGTH_CHIPS	258
9.49.4.130	GALILEO_E6_C_SECONDARY_CODE_LENGTH_CHIPS	258

9.49.4.131	GALILEO_E6_CODE_PERIOD_MS	259
9.49.4.132	GALILEO_E6_CODE_PERIOD_S	259
9.49.4.133	GALILEO_E6_FREQ_HZ	259
9.49.4.134	GALILEO_F	259
9.49.4.135	GALILEO_GM	259
9.49.4.136	GALILEO_INAV_PAGE_PART_SYMBOLS	260
9.49.4.137	GALILEO_INAV_PAGE_PART_WITH_PREAMBLE_SECONDS	260
9.49.4.138	GALILEO_INAV_PAGE_SYMBOLS	260
9.49.4.139	GLONASS_C20	260
9.49.4.140	GLONASS_EARTH_INCLINATION	260
9.49.4.141	GLONASS_EARTH_RADIUS	261
9.49.4.142	GLONASS_F_M_A	261
9.49.4.143	GLONASS_FLATTENING	261
9.49.4.144	GLONASS_GM	261
9.49.4.145	GLONASS_GNAV_HAMMING_CODE_BITS	261
9.49.4.146	GLONASS_GNAV_STRING_BITS	262
9.49.4.147	GLONASS_GNAV_STRING_SYMBOLS	262
9.49.4.148	GLONASS_GNAV_TELEMETRY_RATE_BITS_SECOND	262
9.49.4.149	GLONASS_GNAV_TELEMETRY_RATE_SYMBOLS_SECOND	262
9.49.4.150	GLONASS_GRAVITY	262
9.49.4.151	GLONASS_GRAVITY_CORRECTION	263
9.49.4.152	GLONASS_J2	263
9.49.4.153	GLONASS_J4	263
9.49.4.154	GLONASS_J6	263
9.49.4.155	GLONASS_J8	263
9.49.4.156	GLONASS_L1_CA_CHIP_PERIOD_S	264
9.49.4.157	GLONASS_L1_CA_CODE_LENGTH_CHIPS	264
9.49.4.158	GLONASS_L1_CA_CODE_PERIOD_S	264
9.49.4.159	GLONASS_L1_CA_CODE_RATE_CPS	264
9.49.4.160	GLONASS_L1_CA_DFREQ_HZ	264

9.49.4.161	GLONASS_L1_CA_FREQ_HZ	265
9.49.4.162	GLONASS_L2_CA_CHIP_PERIOD_S	265
9.49.4.163	GLONASS_L2_CA_CODE_LENGTH_CHIPS	265
9.49.4.164	GLONASS_L2_CA_CODE_PERIOD_S	265
9.49.4.165	GLONASS_L2_CA_CODE_RATE_CPS	265
9.49.4.166	GLONASS_L2_CA_DFREQ_HZ	266
9.49.4.167	GLONASS_L2_CA_FREQ_HZ	266
9.49.4.168	GLONASS_LEAP_SECONDS	266
9.49.4.169	GLONASS_MOON_ECCENTRICITY	267
9.49.4.170	GLONASS_MOON_GM	267
9.49.4.171	GLONASS_MOON_INCLINATION	267
9.49.4.172	GLONASS_MOON_OMEGA_0	267
9.49.4.173	GLONASS_MOON_OMEGA_1	267
9.49.4.174	GLONASS_MOON_Q0	268
9.49.4.175	GLONASS_MOON_Q1	268
9.49.4.176	GLONASS_MOON_SEMI_MAJOR_AXIS	268
9.49.4.177	GLONASS_OMEGA_EARTH_DOT	268
9.49.4.178	GLONASS_SEMI_MAJOR_AXIS	268
9.49.4.179	GLONASS_SUN_ECCENTRICITY	269
9.49.4.180	GLONASS_SUN_GM	269
9.49.4.181	GLONASS_SUN_OMEGA	269
9.49.4.182	GLONASS_SUN_Q0	269
9.49.4.183	GLONASS_SUN_Q1	269
9.49.4.184	GLONASS_SUN_SEMI_MAJOR_AXIS	270
9.49.4.185	GLONASS_TAU_0	270
9.49.4.186	GLONASS_TAU_1	270
9.49.4.187	GLONASS_U0	270
9.49.4.188	GNSS_OMEGA_EARTH_DOT	270
9.49.4.189	GNSS_PI	271
9.49.4.190	GPS_CA_TELEMETRY_RATE_BITS_SECOND	271

9.49.4.191GPS_CA_TELEMETRY_RATE_SYMBOLS_SECOND	271
9.49.4.192GPS_F	271
9.49.4.193GPS_GM	271
9.49.4.194GPS_L1_CA_BIT_PERIOD_MS	272
9.49.4.195GPS_L1_CA_CHIP_PERIOD_S	272
9.49.4.196GPS_L1_CA_CODE_LENGTH_CHIPS	272
9.49.4.197GPS_L1_CA_CODE_PERIOD_MS	272
9.49.4.198GPS_L1_CA_CODE_PERIOD_S	272
9.49.4.199GPS_L1_CA_CODE_RATE_CPS	273
9.49.4.200GPS_L1_CA_OPT_ACQ_FS_SPS	273
9.49.4.201GPS_L1_FREQ_HZ	273
9.49.4.202GPS_L2_CNAV_DATA_PAGE_BITS	273
9.49.4.203GPS_L2_FREQ_HZ	273
9.49.4.204GPS_L2_L_CODE_LENGTH_CHIPS	274
9.49.4.205GPS_L2_L_CODE_RATE_CPS	274
9.49.4.206GPS_L2_L_PERIOD_S	274
9.49.4.207GPS_L2_M_CODE_LENGTH_CHIPS	274
9.49.4.208GPS_L2_M_CODE_RATE_CPS	274
9.49.4.209GPS_L2_M_PERIOD_S	275
9.49.4.210GPS_L2C_M_INIT_REG	275
9.49.4.211GPS_L2C_OPT_ACQ_FS_SPS	275
9.49.4.212GPS_L5_CNAV_DATA_PAGE_BITS	276
9.49.4.213GPS_L5_FREQ_HZ	276
9.49.4.214GPS_L5_OPT_ACQ_FS_SPS	276
9.49.4.215GPS_L5I_CODE_LENGTH_CHIPS	276
9.49.4.216GPS_L5I_CODE_RATE_CPS	276
9.49.4.217GPS_L5I_PERIOD_MS	277
9.49.4.218GPS_L5I_PERIOD_S	277
9.49.4.219GPS_L5I_SYMBOL_PERIOD_MS	277
9.49.4.220GPS_L5I_SYMBOL_PERIOD_S	277

9.49.4.221GPS_L5Q_CODE_LENGTH_CHIPS	277
9.49.4.222GPS_L5Q_CODE_RATE_CPS	278
9.49.4.223GPS_L5Q_PERIOD_S	278
9.49.4.224GPS_SUBFRAME_BITS	278
9.49.4.225GPS_SUBFRAME_LENGTH	278
9.49.4.226GPS_SUBFRAME_MS	278
9.49.4.227GPS_SUBFRAME_SECONDS	279
9.49.4.228GPS_WORD_BITS	279
9.49.4.229GPS_WORD_LENGTH	279
9.49.4.230HALF_PI	279
9.49.4.231MAX_TOA_DELAY_MS	279
9.49.4.232MAXCODE	280
9.49.4.233PI_TWO_N19	280
9.49.4.234PI_TWO_N23	280
9.49.4.235PI_TWO_N31	280
9.49.4.236PI_TWO_N38	280
9.49.4.237PI_TWO_N43	281
9.49.4.238R2D	281
9.49.4.239SC2RAD	281
9.49.4.240SPEED_OF_LIGHT_M_MS	281
9.49.4.241SPEED_OF_LIGHT_M_S	281
9.49.4.242TWO_N10	282
9.49.4.243TWO_N11	282
9.49.4.244TWO_N14	282
9.49.4.245TWO_N15	282
9.49.4.246TWO_N16	282
9.49.4.247TWO_N17	283
9.49.4.248TWO_N18	283
9.49.4.249TWO_N19	283
9.49.4.250TWO_N2	283

9.49.4.251TWO_N20	283
9.49.4.252TWO_N21	284
9.49.4.253TWO_N22	284
9.49.4.254TWO_N23	284
9.49.4.255TWO_N24	284
9.49.4.256TWO_N25	284
9.49.4.257TWO_N26	285
9.49.4.258TWO_N27	285
9.49.4.259TWO_N29	285
9.49.4.260TWO_N30	285
9.49.4.261TWO_N31	285
9.49.4.262TWO_N32	286
9.49.4.263TWO_N33	286
9.49.4.264TWO_N34	286
9.49.4.265TWO_N35	286
9.49.4.266TWO_N38	286
9.49.4.267TWO_N39	287
9.49.4.268TWO_N40	287
9.49.4.269TWO_N43	287
9.49.4.270TWO_N44	287
9.49.4.271TWO_N46	287
9.49.4.272TWO_N48	288
9.49.4.273TWO_N5	288
9.49.4.274TWO_N50	288
9.49.4.275TWO_N51	288
9.49.4.276TWO_N55	288
9.49.4.277TWO_N57	289
9.49.4.278TWO_N59	289
9.49.4.279TWO_N6	289
9.49.4.280TWO_N60	289

9.49.4.281TWO_N66	289
9.49.4.282TWO_N68	290
9.49.4.283TWO_N8	290
9.49.4.284TWO_N9	290
9.49.4.285TWO_P11	290
9.49.4.286TWO_P12	290
9.49.4.287TWO_P14	291
9.49.4.288TWO_P16	291
9.49.4.289TWO_P19	291
9.49.4.290TWO_P3	291
9.49.4.291TWO_P31	291
9.49.4.292TWO_P32	292
9.49.4.293TWO_P4	292
9.49.4.294TWO_P56	292
9.49.4.295TWO_P57	292
9.49.4.296TWO_P8	292
9.49.4.297TWO_PI	292
10 Class Documentation	293
10.1 Acq_Conf Class Reference	293
10.1.1 Detailed Description	294
10.2 Acquisition_Dump_Reader Class Reference	294
10.2.1 Detailed Description	294
10.2.2 Constructor & Destructor Documentation	294
10.2.2.1 Acquisition_Dump_Reader() [1/2]	295
10.2.2.2 Acquisition_Dump_Reader() [2/2]	295
10.2.3 Member Function Documentation	295
10.2.3.1 operator=() [1/2]	295
10.2.3.2 operator=() [2/2]	295
10.3 Acquisition_msg_rx Class Reference	295
10.3.1 Detailed Description	296

10.3.2	Constructor & Destructor Documentation	296
10.3.2.1	~Acquisition_msg_rx()	296
10.4	AcquisitionInterface Class Reference	297
10.4.1	Detailed Description	298
10.5	Ad9361FpgaSignalSource Class Reference	298
10.5.1	Detailed Description	298
10.5.2	Member Function Documentation	299
10.5.2.1	start()	299
10.6	Agnss_Ref_Location Class Reference	299
10.6.1	Detailed Description	299
10.6.2	Constructor & Destructor Documentation	299
10.6.2.1	Agnss_Ref_Location()	300
10.6.3	Member Function Documentation	300
10.6.3.1	serialize()	300
10.7	Agnss_Ref_Time Class Reference	300
10.7.1	Detailed Description	301
10.7.2	Constructor & Destructor Documentation	301
10.7.2.1	Agnss_Ref_Time()	301
10.7.3	Member Function Documentation	301
10.7.3.1	serialize()	301
10.8	alm_t Struct Reference	301
10.8.1	Detailed Description	302
10.9	ambc_t Struct Reference	302
10.9.1	Detailed Description	302
10.10	An_Packet_Printer Class Reference	302
10.10.1	Detailed Description	303
10.10.2	Constructor & Destructor Documentation	303
10.10.2.1	An_Packet_Printer()	303
10.10.2.2	~An_Packet_Printer()	303
10.10.3	Member Function Documentation	303

10.10.3.1 close_serial()	303
10.10.3.2 print_packet()	303
10.11 an_packet_t Struct Reference	304
10.11.1 Detailed Description	304
10.12 ArraySignalConditioner Class Reference	304
10.12.1 Detailed Description	305
10.12.2 Constructor & Destructor Documentation	305
10.12.2.1 ArraySignalConditioner()	305
10.12.2.2 ~ArraySignalConditioner()	305
10.12.3 Member Function Documentation	305
10.12.3.1 implementation()	305
10.13 Bayesian_estimator Class Reference	306
10.13.1 Detailed Description	306
10.14 beamformer Class Reference	306
10.14.1 Detailed Description	307
10.15 BeamformerFilter Class Reference	307
10.15.1 Detailed Description	308
10.15.2 Member Function Documentation	308
10.15.2.1 implementation()	308
10.16 beidou_b1i_telemetry_decoder_gs Class Reference	308
10.16.1 Detailed Description	309
10.16.2 Constructor & Destructor Documentation	309
10.16.2.1 ~beidou_b1i_telemetry_decoder_gs()	309
10.16.3 Member Function Documentation	309
10.16.3.1 general_work()	309
10.16.3.2 set_channel()	309
10.16.3.3 set_satellite()	310
10.17 beidou_b3i_telemetry_decoder_gs Class Reference	310
10.17.1 Detailed Description	310
10.17.2 Constructor & Destructor Documentation	311

10.17.2.1 ~beidou_b3i_telemetry_decoder_gs()	311
10.17.3 Member Function Documentation	311
10.17.3.1 general_work()	311
10.17.3.2 set_channel()	311
10.17.3.3 set_satellite()	311
10.18 Beidou_Dnav_Almanac Class Reference	312
10.18.1 Detailed Description	312
10.18.2 Constructor & Destructor Documentation	312
10.18.2.1 Beidou_Dnav_Almanac()	312
10.18.3 Member Data Documentation	313
10.18.3.1 SV_health	313
10.19 Beidou_Dnav_Ephemeris Class Reference	313
10.19.1 Detailed Description	314
10.19.2 Constructor & Destructor Documentation	314
10.19.2.1 Beidou_Dnav_Ephemeris()	315
10.19.3 Member Function Documentation	315
10.19.3.1 serialize()	315
10.19.4 Member Data Documentation	315
10.19.4.1 alert_flag	315
10.19.4.2 antispoofing_flag	316
10.19.4.3 AODC	316
10.19.4.4 AODE	316
10.19.4.5 AODO	316
10.19.4.6 fit_interval_flag	317
10.19.4.7 integrity_status_flag	317
10.19.4.8 nav_type	317
10.19.4.9 satelliteBlock	317
10.19.4.10 sig_type	318
10.19.4.11 SV_accuracy	318
10.19.4.12 TGD1	318

10.19.4.13TGD2	318
10.20Beidou_Dnav_Iono Class Reference	319
10.20.1 Detailed Description	319
10.20.2 Constructor & Destructor Documentation	319
10.20.2.1 Beidou_Dnav_Iono()	319
10.21Beidou_Dnav_Navigation_Message Class Reference	319
10.21.1 Detailed Description	320
10.21.2 Constructor & Destructor Documentation	320
10.21.2.1 Beidou_Dnav_Navigation_Message()	320
10.21.3 Member Function Documentation	321
10.21.3.1 d1_subframe_decoder()	321
10.21.3.2 d2_subframe_decoder()	321
10.21.3.3 get_ephemeris()	321
10.21.3.4 get_iono()	321
10.21.3.5 get_utc_model()	321
10.21.3.6 have_new_almanac()	322
10.21.3.7 have_new_ephemeris()	322
10.21.3.8 have_new_iono()	322
10.21.3.9 have_new_utc_model()	322
10.21.3.10set_satellite_PRN()	322
10.21.3.11utc_time()	322
10.22Beidou_Dnav_Utc_Model Class Reference	323
10.22.1 Detailed Description	323
10.22.2 Member Data Documentation	324
10.22.2.1 A0_GAL	324
10.22.2.2 A0_GLO	324
10.22.2.3 A0_GPS	324
10.22.2.4 A0_UTC	324
10.22.2.5 A1_GAL	324
10.22.2.6 A1_GLO	325

10.22.2.7 A1_GPS	325
10.22.2.8 A1_UTC	325
10.22.2.9 DeltaT_LS	325
10.22.2.10DeltaT_LSF	325
10.22.2.11DN	326
10.22.2.12WN_LSF	326
10.23BeidouB1iDIPITracking Class Reference	326
10.23.1 Detailed Description	327
10.23.2 Member Function Documentation	327
10.23.2.1 set_channel()	327
10.23.2.2 set_gnss_synchro()	327
10.23.2.3 stop_tracking()	327
10.24BeidouB1iPcpsAcquisition Class Reference	328
10.24.1 Detailed Description	329
10.24.2 Member Function Documentation	329
10.24.2.1 implementation()	329
10.24.2.2 init()	329
10.24.2.3 mag()	329
10.24.2.4 reset()	329
10.24.2.5 set_channel()	330
10.24.2.6 set_channel_fsm()	330
10.24.2.7 set_doppler_max()	330
10.24.2.8 set_doppler_step()	330
10.24.2.9 set_gnss_synchro()	330
10.24.2.10set_local_code()	331
10.24.2.11set_resampler_latency()	331
10.24.2.12set_state()	331
10.24.2.13set_threshold()	331
10.24.2.14stop_acquisition()	331
10.25BeidouB1iTelemetryDecoder Class Reference	332

10.25.1 Detailed Description	332
10.25.2 Member Function Documentation	332
10.25.2.1 implementation()	332
10.26 BeidouB3iDIIPIITracking Class Reference	333
10.26.1 Detailed Description	333
10.26.2 Member Function Documentation	333
10.26.2.1 set_channel()	334
10.26.2.2 set_gnss_synchro()	334
10.26.2.3 stop_tracking()	334
10.27 BeidouB3iPcpsAcquisition Class Reference	334
10.27.1 Detailed Description	335
10.27.2 Member Function Documentation	335
10.27.2.1 implementation()	336
10.27.2.2 init()	336
10.27.2.3 mag()	336
10.27.2.4 reset()	336
10.27.2.5 set_channel()	336
10.27.2.6 set_channel_fsm()	337
10.27.2.7 set_doppler_max()	337
10.27.2.8 set_doppler_step()	337
10.27.2.9 set_gnss_synchro()	337
10.27.2.10 set_local_code()	338
10.27.2.11 set_resampler_latency()	338
10.27.2.12 set_state()	338
10.27.2.13 set_threshold()	338
10.27.2.14 stop_acquisition()	338
10.28 BeidouB3iTelemetryDecoder Class Reference	339
10.28.1 Detailed Description	339
10.28.2 Member Function Documentation	339
10.28.2.1 implementation()	339

10.29byte_x2_to_complex_byte Class Reference	340
10.29.1 Detailed Description	340
10.30ByteToShort Class Reference	340
10.30.1 Detailed Description	341
10.30.2 Member Function Documentation	341
10.30.2.1 implementation()	341
10.31Channel Class Reference	341
10.31.1 Detailed Description	342
10.31.2 Constructor & Destructor Documentation	342
10.31.2.1 Channel()	343
10.31.2.2 ~Channel()	343
10.31.3 Member Function Documentation	343
10.31.3.1 connect()	343
10.31.3.2 get_left_block_acq()	343
10.31.3.3 get_left_block_trk()	344
10.31.3.4 get_right_block()	344
10.31.3.5 get_right_block_acq()	344
10.31.3.6 get_right_block_trk()	344
10.31.3.7 implementation()	344
10.31.3.8 set_signal()	345
10.31.3.9 start_acquisition()	345
10.31.3.10stop_channel()	345
10.32Channel_Event Class Reference	345
10.32.1 Detailed Description	346
10.33channel_msg_receiver_cc Class Reference	346
10.33.1 Detailed Description	346
10.33.2 Constructor & Destructor Documentation	346
10.33.2.1 ~channel_msg_receiver_cc()	347
10.34channel_status_msg_receiver Class Reference	347
10.34.1 Detailed Description	347

10.34.2 Constructor & Destructor Documentation	347
10.34.2.1 ~channel_status_msg_receiver()	348
10.34.3 Member Function Documentation	348
10.34.3.1 get_current_status_map()	348
10.34.3.2 get_current_status_pvt()	348
10.35ChannelFsm Class Reference	348
10.35.1 Detailed Description	349
10.36ChannelInterface Class Reference	349
10.36.1 Detailed Description	349
10.37cl_fft_plan Struct Reference	350
10.37.1 Detailed Description	350
10.38clFFT_Complex Struct Reference	350
10.38.1 Detailed Description	350
10.39clFFT_Dim3 Struct Reference	351
10.39.1 Detailed Description	351
10.40clFFT_SplitComplex Struct Reference	351
10.40.1 Detailed Description	351
10.41cnav_msg_decoder_t Struct Reference	351
10.41.1 Detailed Description	352
10.41.2 Member Data Documentation	352
10.41.2.1 part1	352
10.41.2.2 part2	352
10.42cnav_msg_t Struct Reference	352
10.42.1 Detailed Description	353
10.42.2 Member Data Documentation	353
10.42.2.1 alert	353
10.42.2.2 msg_id	353
10.42.2.3 prn	353
10.42.2.4 raw_msg	354
10.42.2.5 tow	354

10.43cnav_v27_part_t Struct Reference	354
10.43.1 Detailed Description	354
10.43.2 Member Data Documentation	355
10.43.2.1 crc_ok	355
10.43.2.2 dec	355
10.43.2.3 decisions	355
10.43.2.4 decoded	355
10.43.2.5 init	355
10.43.2.6 invert	356
10.43.2.7 message_lock	356
10.43.2.8 n_crc_fail	356
10.43.2.9 n_decoded	356
10.43.2.10n_symbols	356
10.43.2.11preamble_seen	357
10.43.2.12symbols	357
10.44Command_Event Class Reference	357
10.44.1 Detailed Description	357
10.45complex_byte_to_float_x2 Class Reference	358
10.45.1 Detailed Description	358
10.46complex_float_to_complex_byte Class Reference	358
10.46.1 Detailed Description	359
10.47Concurrent_Map< Data > Class Template Reference	359
10.47.1 Detailed Description	359
10.48Concurrent_Queue< Data > Class Template Reference	360
10.48.1 Detailed Description	360
10.49ConfigurationInterface Class Reference	360
10.49.1 Detailed Description	361
10.50conjugate_cc Class Reference	361
10.50.1 Detailed Description	362
10.51conjugate_ic Class Reference	362

10.51.1 Detailed Description	362
10.52conjugate_sc Class Reference	363
10.52.1 Detailed Description	363
10.53ControlThread Class Reference	363
10.53.1 Detailed Description	364
10.53.2 Constructor & Destructor Documentation	364
10.53.2.1 ControlThread() [1/2]	364
10.53.2.2 ControlThread() [2/2]	364
10.53.2.3 ~ControlThread()	365
10.53.3 Member Function Documentation	365
10.53.3.1 flowgraph()	365
10.53.3.2 run()	365
10.53.3.3 set_control_queue()	365
10.54Cpu_Multicorrelator Class Reference	366
10.54.1 Detailed Description	366
10.55Cpu_Multicorrelator_16sc Class Reference	366
10.55.1 Detailed Description	367
10.56Cpu_Multicorrelator_Real_Codes Class Reference	367
10.56.1 Detailed Description	367
10.57cshort_to_float_x2 Class Reference	368
10.57.1 Detailed Description	368
10.58CubatureFilter Class Reference	368
10.58.1 Detailed Description	369
10.59cuda_multicorrelator Class Reference	369
10.59.1 Detailed Description	369
10.60CustomUDPSignalSource Class Reference	369
10.60.1 Detailed Description	370
10.61dgps_t Struct Reference	370
10.61.1 Detailed Description	370
10.62direct_resampler_conditioner_cb Class Reference	371

10.62.1 Detailed Description	371
10.63direct_resampler_conditioner_cc Class Reference	371
10.63.1 Detailed Description	372
10.64direct_resampler_conditioner_cs Class Reference	372
10.64.1 Detailed Description	373
10.65DirectResamplerConditioner Class Reference	373
10.65.1 Detailed Description	373
10.65.2 Member Function Documentation	374
10.65.2.1 implementation()	374
10.66Dll_Pll_Conf Class Reference	374
10.66.1 Detailed Description	375
10.67Dll_Pll_Conf_Fpga Class Reference	375
10.67.1 Detailed Description	376
10.68dll_pll_veml_tracking Class Reference	377
10.68.1 Detailed Description	377
10.69dll_pll_veml_tracking_fpga Class Reference	377
10.69.1 Detailed Description	378
10.69.2 Constructor & Destructor Documentation	378
10.69.2.1 ~dll_pll_veml_tracking_fpga()	378
10.69.3 Member Function Documentation	378
10.69.3.1 general_work()	379
10.69.3.2 reset()	379
10.69.3.3 set_channel()	379
10.69.3.4 set_gnss_synchro()	379
10.69.3.5 start_tracking()	379
10.69.3.6 stop_tracking()	380
10.70eph_t Struct Reference	380
10.70.1 Detailed Description	381
10.71erp_t Struct Reference	381
10.71.1 Detailed Description	381

10.72	erpd_t Struct Reference	381
10.72.1	Detailed Description	381
10.73	Exponential_Smoother Class Reference	382
10.73.1	Detailed Description	382
10.73.2	Constructor & Destructor Documentation	382
10.73.2.1	Exponential_Smoother() [1/2]	382
10.73.2.2	~Exponential_Smoother()	383
10.73.2.3	Exponential_Smoother() [2/2]	383
10.73.3	Member Function Documentation	383
10.73.3.1	operator=()	383
10.73.3.2	set_alpha()	383
10.73.3.3	set_samples_for_initialization()	383
10.74	exterr_t Struct Reference	384
10.74.1	Detailed Description	384
10.75	fcdb_t Struct Reference	384
10.75.1	Detailed Description	384
10.76	FifoReader Class Reference	384
10.76.1	Detailed Description	385
10.76.2	Member Typedef Documentation	385
10.76.2.1	sptr	385
10.76.3	Member Function Documentation	385
10.76.3.1	start()	385
10.77	FifoSignalSource Class Reference	386
10.77.1	Detailed Description	386
10.77.2	Member Function Documentation	387
10.77.2.1	connect()	387
10.78	file_t Struct Reference	387
10.78.1	Detailed Description	387
10.79	FileConfiguration Class Reference	388
10.79.1	Detailed Description	388

10.80FileSignalSource Class Reference	389
10.80.1 Detailed Description	389
10.81FileSourceBase Class Reference	389
10.81.1 Detailed Description	391
10.81.2 Constructor & Destructor Documentation	391
10.81.2.1 FileSourceBase()	391
10.81.3 Member Function Documentation	392
10.81.3.1 computeSamplesInFile()	392
10.81.3.2 filename()	392
10.81.3.3 init()	392
10.81.3.4 item_size()	392
10.81.3.5 item_type()	392
10.81.3.6 itemTypeToSize()	393
10.81.3.7 packetsPerSample()	393
10.81.3.8 repeat()	393
10.81.3.9 samples()	393
10.81.3.10samplesToSkip()	393
10.81.3.11sampling_frequency()	393
10.81.3.12source()	394
10.81.3.13source_item_size()	394
10.82FileTimestampSignalSource Class Reference	394
10.82.1 Detailed Description	395
10.82.2 Member Function Documentation	395
10.82.2.1 source()	395
10.83FirFilter Class Reference	395
10.83.1 Detailed Description	396
10.83.2 Constructor & Destructor Documentation	396
10.83.2.1 FirFilter()	396
10.83.2.2 ~FirFilter()	396
10.83.3 Member Function Documentation	397

10.83.3.1 implementation()	397
10.84 FlexibandSignalSource Class Reference	397
10.84.1 Detailed Description	398
10.85 Fmcomms2SignalSource Class Reference	398
10.85.1 Detailed Description	398
10.86 Fpga_Acquisition Class Reference	399
10.86.1 Detailed Description	399
10.86.2 Constructor & Destructor Documentation	400
10.86.2.1 Fpga_Acquisition()	400
10.86.2.2 ~Fpga_Acquisition()	400
10.86.3 Member Function Documentation	400
10.86.3.1 close_device()	400
10.86.3.2 configure_acquisition()	400
10.86.3.3 open_device()	401
10.86.3.4 read_acquisition_results()	401
10.86.3.5 read_fpga_total_scale_factor()	401
10.86.3.6 reset_acquisition()	401
10.86.3.7 run_acquisition()	401
10.86.3.8 set_block_exp()	402
10.86.3.9 set_doppler_max()	402
10.86.3.10 set_doppler_step()	403
10.86.3.11 set_doppler_sweep()	403
10.86.3.12 set_local_code()	403
10.86.3.13 stop_acquisition()	403
10.86.3.14 write_local_code()	404
10.87 Fpga_buffer_monitor Class Reference	404
10.87.1 Detailed Description	404
10.87.2 Constructor & Destructor Documentation	404
10.87.2.1 Fpga_buffer_monitor()	404
10.87.2.2 ~Fpga_buffer_monitor()	405

10.87.3 Member Function Documentation	405
10.87.3.1 check_buffer_overflow_and_monitor_buffer_status()	405
10.88Fpga_dynamic_bit_selection Class Reference	405
10.88.1 Detailed Description	405
10.88.2 Constructor & Destructor Documentation	405
10.88.2.1 Fpga_dynamic_bit_selection()	406
10.88.2.2 ~Fpga_dynamic_bit_selection()	406
10.88.3 Member Function Documentation	406
10.88.3.1 bit_selection()	406
10.89Fpga_Multicorrelator_8sc Class Reference	406
10.89.1 Detailed Description	408
10.89.2 Constructor & Destructor Documentation	408
10.89.2.1 Fpga_Multicorrelator_8sc()	408
10.89.2.2 ~Fpga_Multicorrelator_8sc()	408
10.89.3 Member Function Documentation	408
10.89.3.1 Carrier_wipeoff_multicorrelator_resampler()	408
10.89.3.2 disable_secondary_codes()	409
10.89.3.3 enable_secondary_codes()	409
10.89.3.4 free()	409
10.89.3.5 initialize_secondary_code()	409
10.89.3.6 lock_channel()	409
10.89.3.7 open_channel()	409
10.89.3.8 read_sample_counter()	410
10.89.3.9 set_initial_sample()	410
10.89.3.10set_local_code_and_taps()	410
10.89.3.11set_output_vectors()	410
10.89.3.12set_secondary_code_lengths()	410
10.89.3.13unlock_channel()	411
10.89.3.14update_local_code()	411
10.89.3.15update_prn_code_length()	411

10.90Fpga_Switch Class Reference	411
10.90.1 Detailed Description	412
10.90.2 Constructor & Destructor Documentation	412
10.90.2.1 Fpga_Switch()	412
10.90.2.2 ~Fpga_Switch()	412
10.90.3 Member Function Documentation	412
10.90.3.1 set_switch_position()	412
10.91FreqXlatingFirFilter Class Reference	413
10.91.1 Detailed Description	413
10.91.2 Member Function Documentation	413
10.91.2.1 implementation()	414
10.92FrontEndCal Class Reference	414
10.92.1 Detailed Description	414
10.92.2 Member Function Documentation	414
10.92.2.1 estimate_doppler_from_eph()	415
10.92.2.2 get_ephemeris()	415
10.92.2.3 GPS_L1_front_end_model_E4000()	415
10.92.2.4 set_configuration()	415
10.93ftp_t Struct Reference	416
10.93.1 Detailed Description	416
10.94Galileo_Almanac Class Reference	416
10.94.1 Detailed Description	417
10.94.2 Constructor & Destructor Documentation	417
10.94.2.1 Galileo_Almanac()	417
10.95Galileo_Almanac_Helper Class Reference	417
10.95.1 Detailed Description	419
10.95.2 Constructor & Destructor Documentation	419
10.95.2.1 Galileo_Almanac_Helper()	419
10.96Galileo_Cnav_Message Class Reference	419
10.96.1 Detailed Description	419

10.97Galileo_E1_Tcp_Connector_Tracking_cc Class Reference	420
10.97.1 Detailed Description	420
10.98galileo_e5a_noncoherentIQ_acquisition_caf_cc Class Reference	420
10.98.1 Detailed Description	421
10.98.2 Constructor & Destructor Documentation	421
10.98.2.1 ~galileo_e5a_noncoherentIQ_acquisition_caf_cc()	422
10.98.3 Member Function Documentation	422
10.98.3.1 general_work()	422
10.98.3.2 init()	422
10.98.3.3 mag()	422
10.98.3.4 set_active()	422
10.98.3.5 set_channel()	423
10.98.3.6 set_channel_fsm()	423
10.98.3.7 set_doppler_max()	423
10.98.3.8 set_doppler_step()	424
10.98.3.9 set_gnss_synchro()	424
10.98.3.10set_local_code()	424
10.98.3.11set_state()	424
10.98.3.12set_threshold()	425
10.99galileo_e6_has_msg_receiver Class Reference	425
10.99.1 Detailed Description	426
10.99.2 Constructor & Destructor Documentation	426
10.99.2.1 ~galileo_e6_has_msg_receiver()	426
10.10Galileo_Ephemeris Class Reference	426
10.100.1Detailed Description	427
10.100.2Member Function Documentation	427
10.100.2.1Galileo_System_Time()	427
10.100.2.2Serialize()	428
10.100.3Member Data Documentation	428
10.100.3.1BGD_E1E5a	428

10.100.3.2BGD_E1E5b	428
10.100.3.3E1B_DVS	429
10.100.3.4E1B_HS	429
10.100.3.5E5a_DVS	429
10.100.3.6E5a_HS	429
10.100.3.7E5b_DVS	430
10.100.3.8E5b_HS	430
10.100.3.9SISA	430
10.100Galileo_Fnav_Message Class Reference	430
10.101.Detailed Description	431
10.102Galileo_HAS_data Class Reference	431
10.102.Detailed Description	433
10.102.2Member Function Documentation	433
10.102.2.1get_code_bias_m()	433
10.102.2.2get_delta_along_track_m() [1/2]	434
10.102.2.3get_delta_along_track_m() [2/2]	434
10.102.2.4get_delta_clock_c0_m() [1/2]	434
10.102.2.5get_delta_clock_c0_m() [2/2]	434
10.102.2.6get_delta_cross_track_m() [1/2]	434
10.102.2.7get_delta_cross_track_m() [2/2]	434
10.102.2.8get_delta_radial_m() [1/2]	435
10.102.2.9get_delta_radial_m() [2/2]	435
10.102.2.10get_gnss_id()	435
10.102.2.11get_gnss_iod()	435
10.102.2.12get_nsat()	435
10.102.2.13get_nsatprime()	435
10.102.2.14get_num_satellites()	436
10.102.2.15get_phase_bias_cycle()	436
10.102.2.16get_PRNs_in_mask()	436
10.102.2.17get_PRNs_in_submask()	436

10.102.2.1	get_signals_in_mask()	436
10.102.2.1	get_systems_string()	436
10.102.2.2	get_validity_interval_s()	437
10.102.3	Member Data Documentation	437
10.102.3.1	Nsys	437
10.103	Galileo_HAS_page Class Reference	437
10.103.1	Detailed Description	438
10.103.2	Member Data Documentation	438
10.103.2.1	has_message_string	438
10.103.2.2	has_status	438
10.103.2.3	message_id	438
10.103.2.4	message_page_id	438
10.103.2.5	message_size	439
10.103.2.6	message_type	439
10.103.2.7	reserved	439
10.104	Galileo_Inav_Message Class Reference	439
10.104.1	Detailed Description	440
10.105	Galileo_Iono Class Reference	440
10.105.1	Detailed Description	441
10.105.2	Constructor & Destructor Documentation	441
10.105.2.1	Galileo_Iono()	441
10.105.3	Member Function Documentation	442
10.105.3.1	serialize()	442
10.105.4	Member Data Documentation	442
10.105.4.1	ai0	442
10.105.4.2	ai1	442
10.105.4.3	ai2	443
10.105.4.4	Region1_flag	443
10.105.4.5	Region2_flag	443
10.105.4.6	Region3_flag	443

10.105.4.7Region4_flag	444
10.105.4.8Region5_flag	444
10.105.4.9row	444
10.105.4.10WN	444
10.106Galileo_pcps_8ms_acquisition_cc Class Reference	445
10.106.1Detailed Description	446
10.106.2Constructor & Destructor Documentation	446
10.106.2.1~galileo_pcps_8ms_acquisition_cc()	446
10.106.3Member Function Documentation	446
10.106.3.1general_work()	446
10.106.3.2nit()	446
10.106.3.3mag()	446
10.106.3.4set_active()	446
10.106.3.5set_channel()	447
10.106.3.6set_channel_fsm()	447
10.106.3.7set_doppler_max()	447
10.106.3.8set_doppler_step()	448
10.106.3.9set_gnss_synchro()	448
10.106.3.10set_local_code()	448
10.106.3.11set_state()	448
10.106.3.12set_threshold()	450
10.107Galileo_Reduced_CED Class Reference	450
10.107.1Detailed Description	451
10.107.2Constructor & Destructor Documentation	451
10.107.2.1Galileo_Reduced_CED()	451
10.107.3Member Function Documentation	451
10.107.3.1compute_eph()	451
10.107.4Member Data Documentation	451
10.107.4.1af0red	452
10.107.4.2af1red	452

10.107.4.3DeltaAred	452
10.107.4.4DeltaI0red	452
10.107.4.5exred	452
10.107.4.6eyred	453
10.107.4.7ODnav	453
10.107.4.8lambda0red	453
10.107.4.9Omega0red	453
10.107.4.10RN	453
10.107.4.11TOTRedCED	454
10.108Galileo_telemetry_decoder_gs Class Reference	454
10.108.1Detailed Description	454
10.108.2Member Function Documentation	455
10.108.2.1general_work()	455
10.108.2.2set_channel()	455
10.108.2.3set_satellite()	455
10.109Galileo_Utc_Model Class Reference	455
10.109.1Detailed Description	456
10.109.2Constructor & Destructor Documentation	456
10.109.2.1Galileo_Utc_Model()	456
10.109.3Member Function Documentation	456
10.109.3.1GST_to_UTC_time()	457
10.109.3.2serialize()	457
10.109.4Member Data Documentation	457
10.109.4.1tot	457
10.109.4.2WNot	457
10.110GalileoE1BTelemetryDecoder Class Reference	458
10.110.1Detailed Description	458
10.110.2Member Function Documentation	458
10.110.2.1implementation()	458
10.111GalileoE1DIIPIVemlTracking Class Reference	459

10.111.1Detailed Description	459
10.111.2Member Function Documentation	459
10.111.2.1implementation()	460
10.111.2.2set_channel()	460
10.111.2.3set_gnss_synchro()	460
10.111.2.4stop_tracking()	460
10.112GalileoE1DIIPIVemlTrackingFpga Class Reference	461
10.112.1Detailed Description	462
10.112.2Constructor & Destructor Documentation	462
10.112.2.1GalileoE1DIIPIVemlTrackingFpga()	462
10.112.2.2~GalileoE1DIIPIVemlTrackingFpga()	462
10.112.3Member Function Documentation	462
10.112.3.1connect()	462
10.112.3.2disconnect()	463
10.112.3.3get_left_block()	463
10.112.3.4get_right_block()	463
10.112.3.5implementation()	463
10.112.3.6item_size()	463
10.112.3.7role()	464
10.112.3.8set_channel()	464
10.112.3.9set_gnss_synchro()	464
10.112.3.10start_tracking()	464
10.112.3.11stop_tracking()	464
10.113GalileoE1Pcps8msAmbiguousAcquisition Class Reference	465
10.113.1Detailed Description	466
10.113.2Member Function Documentation	466
10.113.2.1implementation()	466
10.113.2.2nit()	466
10.113.2.3mag()	466
10.113.2.4reset()	466

10.113.2.5	set_channel()	467
10.113.2.6	set_channel_fsm()	467
10.113.2.7	set_doppler_max()	467
10.113.2.8	set_doppler_step()	467
10.113.2.9	set_gnss_synchro()	468
10.113.2.10	set_local_code()	468
10.113.2.11	set_threshold()	468
10.113.2.12	stop_acquisition()	468
10.114	GalileoE1PcpsAmbiguousAcquisition Class Reference	469
10.114.1	Detailed Description	470
10.114.2	Member Function Documentation	470
10.114.2.1	implementation()	470
10.114.2.2	nit()	470
10.114.2.3	mag()	470
10.114.2.4	reset()	471
10.114.2.5	set_channel()	471
10.114.2.6	set_channel_fsm()	471
10.114.2.7	set_doppler_center()	471
10.114.2.8	set_doppler_max()	471
10.114.2.9	set_doppler_step()	472
10.114.2.10	set_gnss_synchro()	472
10.114.2.11	set_local_code()	472
10.114.2.12	set_resampler_latency()	472
10.114.2.13	set_state()	472
10.114.2.14	set_threshold()	473
10.114.2.15	stop_acquisition()	473
10.115	GalileoE1PcpsAmbiguousAcquisitionFpga Class Reference	473
10.115.1	Detailed Description	475
10.115.2	Constructor & Destructor Documentation	475
10.115.2.1	GalileoE1PcpsAmbiguousAcquisitionFpga()	475

10.115.2.2~GalileoE1PcpsAmbiguousAcquisitionFpga()	475
10.115.3Member Function Documentation	475
10.115.3.1connect()	475
10.115.3.2disconnect()	476
10.115.3.3get_left_block()	476
10.115.3.4get_right_block()	476
10.115.3.5implementation()	476
10.115.3.6nit()	476
10.115.3.7item_size()	477
10.115.3.8mag()	477
10.115.3.9reset()	477
10.115.3.10le()	477
10.115.3.11set_channel()	477
10.115.3.12set_channel_fsm()	478
10.115.3.13set_doppler_center()	478
10.115.3.14set_doppler_max()	478
10.115.3.15set_doppler_step()	478
10.115.3.16set_gnss_synchro()	478
10.115.3.17set_local_code()	479
10.115.3.18set_resampler_latency()	479
10.115.3.19set_state()	479
10.115.3.20set_threshold()	479
10.115.3.21stop_acquisition()	479
10.116GalileoE1PcpsCccwsrAmbiguousAcquisition Class Reference	480
10.116.1Detailed Description	481
10.116.2Member Function Documentation	481
10.116.2.1implementation()	481
10.116.2.2nit()	481
10.116.2.3mag()	481
10.116.2.4reset()	481

10.116.2.5	set_channel()	482
10.116.2.6	set_channel_fsm()	482
10.116.2.7	set_doppler_max()	482
10.116.2.8	set_doppler_step()	482
10.116.2.9	set_gnss_synchro()	483
10.116.2.10	set_state()	483
10.116.2.11	set_threshold()	483
10.116.2.12	stop_acquisition()	483
10.117	GalileoE1PcpsQuickSyncAmbiguousAcquisition Class Reference	484
10.117.1	Detailed Description	485
10.117.2	Member Function Documentation	485
10.117.2.1	implementation()	485
10.117.2.2	nit()	485
10.117.2.3	mag()	485
10.117.2.4	reset()	485
10.117.2.5	set_channel()	486
10.117.2.6	set_channel_fsm()	486
10.117.2.7	set_doppler_max()	486
10.117.2.8	set_doppler_step()	486
10.117.2.9	set_gnss_synchro()	487
10.117.2.10	set_local_code()	487
10.117.2.11	set_state()	487
10.117.2.12	set_threshold()	487
10.117.2.13	stop_acquisition()	487
10.118	GalileoE1PcpsTongAmbiguousAcquisition Class Reference	488
10.118.1	Detailed Description	489
10.118.2	Member Function Documentation	489
10.118.2.1	implementation()	489
10.118.2.2	nit()	489
10.118.2.3	mag()	489

10.118.2.4	reset()	489
10.118.2.5	set_channel()	490
10.118.2.6	set_channel_fsm()	490
10.118.2.7	set_doppler_max()	490
10.118.2.8	set_doppler_step()	490
10.118.2.9	set_gnss_synchro()	491
10.118.2.10	set_local_code()	491
10.118.2.11	set_state()	491
10.118.2.12	set_threshold()	491
10.118.2.13	stop_acquisition()	491
10.119	GalileoE1TcpConnectorTracking Class Reference	492
10.119.1	Detailed Description	492
10.119.2	Member Function Documentation	492
10.119.2.1	implementation()	493
10.119.2.2	set_channel()	493
10.119.2.3	set_gnss_synchro()	493
10.119.2.4	stop_tracking()	493
10.120	GalileoE5aDIIPITracking Class Reference	494
10.120.1	Detailed Description	494
10.120.2	Member Function Documentation	494
10.120.2.1	implementation()	495
10.120.2.2	set_channel()	495
10.120.2.3	set_gnss_synchro()	495
10.120.2.4	stop_tracking()	495
10.121	GalileoE5aDIIPITrackingFpga Class Reference	496
10.121.1	Detailed Description	496
10.121.2	Constructor & Destructor Documentation	497
10.121.2.1	GalileoE5aDIIPITrackingFpga()	497
10.121.2.2	~GalileoE5aDIIPITrackingFpga()	497
10.121.3	Member Function Documentation	497

10.121.3.1connect()	497
10.121.3.2disconnect()	497
10.121.3.3get_left_block()	498
10.121.3.4get_right_block()	498
10.121.3.5implementation()	498
10.121.3.6item_size()	498
10.121.3.7role()	498
10.121.3.8set_channel()	499
10.121.3.9set_gnss_synchro()	499
10.121.3.10start_tracking()	499
10.121.3.11stop_tracking()	499
10.122GalileoE5aNoncoherentIQAcquisitionCaf Class Reference	500
10.122.1Detailed Description	501
10.122.2Member Function Documentation	501
10.122.2.1implementation()	501
10.122.2.2nit()	501
10.122.2.3mag()	501
10.122.2.4reset()	501
10.122.2.5set_channel()	502
10.122.2.6set_channel_fsm()	502
10.122.2.7set_doppler_max()	502
10.122.2.8set_doppler_step()	502
10.122.2.9set_gnss_synchro()	503
10.122.2.10set_local_code()	503
10.122.2.11set_state()	503
10.122.2.12set_threshold()	503
10.122.2.13stop_acquisition()	504
10.123GalileoE5aPcpsAcquisition Class Reference	504
10.123.1Detailed Description	505
10.123.2Member Function Documentation	505

10.123.2.1init()	505
10.123.2.2mag()	505
10.123.2.3reset()	506
10.123.2.4set_channel()	506
10.123.2.5set_channel_fsm()	506
10.123.2.6set_doppler_center()	506
10.123.2.7set_doppler_max()	506
10.123.2.8set_doppler_step()	507
10.123.2.9set_gnss_synchro()	507
10.123.2.10set_local_code()	507
10.123.2.11set_resampler_latency()	507
10.123.2.12set_state()	507
10.123.2.13set_threshold()	508
10.123.2.14stop_acquisition()	508
10.124GalileoE5aPcpsAcquisitionFpga Class Reference	508
10.124.1Detailed Description	510
10.124.2Constructor & Destructor Documentation	510
10.124.2.1GalileoE5aPcpsAcquisitionFpga()	510
10.124.2.2~GalileoE5aPcpsAcquisitionFpga()	510
10.124.3Member Function Documentation	510
10.124.3.1connect()	510
10.124.3.2disconnect()	511
10.124.3.3get_left_block()	511
10.124.3.4get_right_block()	511
10.124.3.5implementation()	511
10.124.3.6nit()	511
10.124.3.7item_size()	512
10.124.3.8mag()	512
10.124.3.9reset()	512
10.124.3.10role()	512

10.124.3.1	set_channel()	512
10.124.3.1	set_channel_fsm()	513
10.124.3.1	set_doppler_center()	513
10.124.3.1	set_doppler_max()	513
10.124.3.1	set_doppler_step()	513
10.124.3.1	set_gnss_synchro()	513
10.124.3.1	set_local_code()	514
10.124.3.1	set_resampler_latency()	514
10.124.3.1	set_single_doppler_flag()	514
10.124.3.2	set_state()	514
10.124.3.2	set_threshold()	514
10.124.3.2	stop_acquisition()	515
10.125	GalileoE5aTelemetryDecoder Class Reference	515
10.125.1	Detailed Description	516
10.125.2	Member Function Documentation	516
10.125.2.1	implementation()	516
10.126	GalileoE5bDIPIITracking Class Reference	516
10.126.1	Detailed Description	517
10.126.2	Member Function Documentation	517
10.126.2.1	connect()	517
10.126.2.2	disconnect()	518
10.126.2.3	get_left_block()	518
10.126.2.4	get_right_block()	518
10.126.2.5	implementation()	518
10.126.2.6	set_channel()	518
10.126.2.7	set_gnss_synchro()	519
10.126.2.8	stop_tracking()	519
10.127	GalileoE5bPcpsAcquisition Class Reference	519
10.127.1	Detailed Description	520
10.127.2	Constructor & Destructor Documentation	520

10.127.2.1GalileoE5bPcpsAcquisition()	521
10.127.2.2~GalileoE5bPcpsAcquisition()	521
10.127.3Member Function Documentation	521
10.127.3.1connect()	521
10.127.3.2disconnect()	521
10.127.3.3get_left_block()	521
10.127.3.4get_right_block()	522
10.127.3.5implementation()	522
10.127.3.6nit()	522
10.127.3.7item_size()	522
10.127.3.8mag()	522
10.127.3.9reset()	523
10.127.3.10le()	523
10.127.3.11set_channel()	523
10.127.3.12set_channel_fsm()	523
10.127.3.13set_doppler_center()	524
10.127.3.14set_doppler_max()	524
10.127.3.15set_doppler_step()	524
10.127.3.16set_gnss_synchro()	524
10.127.3.17set_local_code()	524
10.127.3.18set_resampler_latency()	525
10.127.3.19set_state()	525
10.127.3.20set_threshold()	525
10.127.3.21stop_acquisition()	525
10.128GalileoE5bPcpsAcquisitionFpga Class Reference	526
10.128.1Detailed Description	527
10.128.2Constructor & Destructor Documentation	527
10.128.2.1GalileoE5bPcpsAcquisitionFpga()	527
10.128.2.2~GalileoE5bPcpsAcquisitionFpga()	527
10.128.3Member Function Documentation	528

10.128.3.1connect()	528
10.128.3.2disconnect()	528
10.128.3.3get_left_block()	528
10.128.3.4get_right_block()	528
10.128.3.5implementation()	529
10.128.3.6nit()	529
10.128.3.7item_size()	529
10.128.3.8mag()	529
10.128.3.9reset()	529
10.128.3.10le()	530
10.128.3.11set_channel()	530
10.128.3.12set_channel_fsm()	530
10.128.3.13set_doppler_center()	530
10.128.3.14set_doppler_max()	531
10.128.3.15set_doppler_step()	531
10.128.3.16set_gnss_synchro()	531
10.128.3.17set_local_code()	531
10.128.3.18set_resampler_latency()	531
10.128.3.19set_single_doppler_flag()	532
10.128.3.20set_state()	532
10.128.3.21set_threshold()	532
10.128.3.22stop_acquisition()	532
10.128.3.23GalileoE5bTelemetryDecoder Class Reference	533
10.129.1Detailed Description	533
10.129.2Member Function Documentation	533
10.129.2.1connect()	534
10.129.2.2disconnect()	534
10.129.2.3get_left_block()	534
10.129.2.4get_right_block()	534
10.129.2.5implementation()	534

10.130 GalileoE6DIIPIITracking Class Reference	535
10.130.1 Detailed Description	535
10.130.2 Member Function Documentation	535
10.130.2.1 connect()	536
10.130.2.2 disconnect()	536
10.130.2.3 get_left_block()	536
10.130.2.4 get_right_block()	536
10.130.2.5 implementation()	536
10.130.2.6 set_channel()	537
10.130.2.7 set_gnss_synchro()	537
10.130.2.8 stop_tracking()	537
10.131 GalileoE6PcpsAcquisition Class Reference	537
10.131.1 Detailed Description	538
10.131.2 Member Function Documentation	538
10.131.2.1 implementation()	539
10.131.2.2 nit()	539
10.131.2.3 mag()	539
10.131.2.4 reset()	539
10.131.2.5 set_channel()	539
10.131.2.6 set_channel_fsm()	540
10.131.2.7 set_doppler_center()	540
10.131.2.8 set_doppler_max()	540
10.131.2.9 set_doppler_step()	540
10.131.2.10 set_gnss_synchro()	540
10.131.2.11 set_local_code()	541
10.131.2.12 set_resampler_latency()	541
10.131.2.13 set_state()	541
10.131.2.14 set_threshold()	541
10.131.2.15 stop_acquisition()	541
10.132 GalileoE6TelemetryDecoder Class Reference	542

10.132.1	Detailed Description	542
10.132.2	Member Function Documentation	542
10.132.2.1	connect()	543
10.132.2.2	disconnect()	543
10.132.2.3	get_left_block()	543
10.132.2.4	get_right_block()	543
10.132.2.5	implementation()	543
10.133	GenSignalSource Class Reference	544
10.133.1	Detailed Description	544
10.133.2	Constructor & Destructor Documentation	544
10.133.2.1	GenSignalSource()	544
10.133.3	Member Function Documentation	545
10.133.3.1	implementation()	545
10.134	GeoJSON_Printer Class Reference	545
10.134.1	Detailed Description	545
10.135	eph_t Struct Reference	546
10.135.1	Detailed Description	546
10.136	Glonass_Gnav_Almanac Class Reference	546
10.136.1	Detailed Description	547
10.136.2	Constructor & Destructor Documentation	548
10.136.2.1	Glonass_Gnav_Almanac()	548
10.136.3	Member Function Documentation	548
10.136.3.1	serialize()	548
10.136.4	Member Data Documentation	548
10.136.4.1	d_C_n	548
10.136.4.2	d_Delta_i_n_A	549
10.136.4.3	d_Delta_T_n_A	549
10.136.4.4	d_Delta_T_n_A_dot	549
10.136.4.5	d_epsilon_n_A	549
10.136.4.6	d_H_n_A	550

10.136.4.7d_KP	550
10.136.4.8d_I_n	550
10.136.4.9d_lambda_n_A	550
10.136.4.10_M_n_A	551
10.136.4.1d_n_A	551
10.136.4.12_omega_n_A	551
10.136.4.13_t_lambda_n_A	551
10.136.4.14_tau_n_A	552
10.136.4.15satellite_freq_channel	552
10.136.4.16satellite_slot_number	552
10.136.4.17RN	552
10.137Glonass_Gnav_Ephemeris Class Reference	553
10.137.1Detailed Description	555
10.137.2Constructor & Destructor Documentation	555
10.137.2.1Glonass_Gnav_Ephemeris()	555
10.137.3Member Function Documentation	555
10.137.3.1compute_GLONASS_time()	556
10.137.3.2glot_to_gpst()	556
10.137.3.3glot_to_utc()	556
10.137.3.4serialize()	557
10.137.3.5sv_clock_drift()	558
10.137.4Member Data Documentation	558
10.137.4.1d_AXn	558
10.137.4.2d_AYn	559
10.137.4.3d_AZn	559
10.137.4.4d_B_n	559
10.137.4.5d_Delta_tau_n	559
10.137.4.6d_dtr	560
10.137.4.7d_E_n	560
10.137.4.8d_F_T	560

10.137.4.9d_gamma_n	560
10.137.4.10_iode	561
10.137.4.1d_l3rd_n	561
10.137.4.12_l5th_n	561
10.137.4.13_m	561
10.137.4.14_M	562
10.137.4.15_n	562
10.137.4.16_N_T	562
10.137.4.17_P	562
10.137.4.18_P_1	563
10.137.4.19_P_2	563
10.137.4.20_P_3	563
10.137.4.21_P_4	563
10.137.4.22_satClkDrift	564
10.137.4.23_t_b	564
10.137.4.24_t_k	564
10.137.4.25_tau_c	564
10.137.4.26_tau_n	564
10.137.4.27_tod	565
10.137.4.28_TOW	565
10.137.4.29_VXn	565
10.137.4.30_VYn	565
10.137.4.31_VZn	565
10.137.4.32_WN	566
10.137.4.33_Xn	566
10.137.4.34_Yn	566
10.137.4.35_yr	566
10.137.4.36_Zn	566
10.137.4.37_satellite_freq_channel	567
10.137.4.38_satellite_slot_number	567

10.137.4.3	GNSSRN	567
10.138	Glonass_Gnav_Navigation_Message Class Reference	567
10.138.1	Detailed Description	568
10.138.2	Constructor & Destructor Documentation	568
10.138.2.1	Glonass_Gnav_Navigation_Message()	569
10.138.3	Member Function Documentation	569
10.138.3.1	CRC_test()	569
10.138.3.2	get_almanac()	569
10.138.3.3	get_ephemeris()	569
10.138.3.4	get_frame_number()	570
10.138.3.5	get_utc_model()	570
10.138.3.6	have_new_almanac()	570
10.138.3.7	have_new_ephemeris()	570
10.138.3.8	have_new_utc_model()	570
10.138.3.9	string_decoder()	570
10.139	Glonass_Gnav_Utc_Model Class Reference	571
10.139.1	Detailed Description	572
10.139.2	Constructor & Destructor Documentation	572
10.139.2.1	Glonass_Gnav_Utc_Model()	572
10.139.3	Member Function Documentation	572
10.139.3.1	serialize()	572
10.139.3.2	utc_time()	573
10.139.4	Member Data Documentation	573
10.139.4.1	d_B1	573
10.139.4.2	d_B2	573
10.139.4.3	d_N_4	573
10.139.4.4	d_N_A	574
10.139.4.5	d_tau_c	574
10.139.4.6	d_tau_gps	574
10.140	Glonass_I1_ca_dll_pll_c_aid_tracking_cc Class Reference	574

10.140.1	Detailed Description	575
10.140.2	glonass_l1_ca_dll_pll_c_aid_tracking_sc Class Reference	575
10.141.1	Detailed Description	576
10.141.2	glonass_L1_Ca_DLL_Pll_Tracking_cc Class Reference	576
10.142.1	Detailed Description	577
10.142.2	glonass_l1_ca_telemetry_decoder_gs Class Reference	577
10.143.1	Detailed Description	578
10.143.2	Constructor & Destructor Documentation	578
10.143.2.1	~glonass_l1_ca_telemetry_decoder_gs()	578
10.143.3	Member Function Documentation	578
10.143.3.1	general_work()	578
10.143.3.2	set_channel()	578
10.143.3.3	set_satellite()	579
10.144.1	glonass_l2_ca_dll_pll_c_aid_tracking_cc Class Reference	579
10.144.2	Detailed Description	579
10.144.3	glonass_l2_ca_dll_pll_c_aid_tracking_sc Class Reference	580
10.145.1	Detailed Description	580
10.145.2	glonass_L2_Ca_DLL_Pll_Tracking_cc Class Reference	580
10.146.1	Detailed Description	581
10.146.2	glonass_l2_ca_telemetry_decoder_gs Class Reference	581
10.147.1	Detailed Description	582
10.147.2	Constructor & Destructor Documentation	582
10.147.2.1	~glonass_l2_ca_telemetry_decoder_gs()	582
10.147.3	Member Function Documentation	582
10.147.3.1	general_work()	582
10.147.3.2	set_channel()	582
10.147.3.3	set_satellite()	583
10.148.1	glonassL1CaDllPllCAidTracking Class Reference	583
10.148.2	Detailed Description	584
10.148.3	Member Function Documentation	584

10.148.2.1implementation()	584
10.148.2.2set_channel()	584
10.148.2.3set_gnss_synchro()	584
10.148.2.4stop_tracking()	585
10.149.1GlonassL1CaDILPITracking Class Reference	585
10.149.1.1Detailed Description	586
10.149.1.2Member Function Documentation	586
10.149.2.1implementation()	586
10.149.2.2set_channel()	586
10.149.2.3set_gnss_synchro()	586
10.149.2.4stop_tracking()	587
10.150.1GlonassL1CaPcpsAcquisition Class Reference	587
10.150.1.1Detailed Description	588
10.150.1.2Member Function Documentation	588
10.150.2.1implementation()	588
10.150.2.2nit()	588
10.150.2.3mag()	589
10.150.2.4reset()	589
10.150.2.5set_channel()	589
10.150.2.6set_channel_fsm()	589
10.150.2.7set_doppler_max()	590
10.150.2.8set_doppler_step()	590
10.150.2.9set_gnss_synchro()	590
10.150.2.10set_local_code()	590
10.150.2.11set_state()	590
10.150.2.12set_threshold()	591
10.150.2.13stop_acquisition()	591
10.151.1GlonassL1CaTelemetryDecoder Class Reference	591
10.151.1.1Detailed Description	592
10.151.1.2Member Function Documentation	592

10.151.2.1implementation()	592
10.152lonassL2CaDIPIICAidTracking Class Reference	592
10.152.1Detailed Description	593
10.152.2Member Function Documentation	593
10.152.2.1implementation()	593
10.152.2.2set_channel()	593
10.152.2.3set_gnss_synchro()	594
10.152.2.4stop_tracking()	594
10.153lonassL2CaDIPIITracking Class Reference	594
10.153.1Detailed Description	595
10.153.2Member Function Documentation	595
10.153.2.1implementation()	595
10.153.2.2set_channel()	595
10.153.2.3set_gnss_synchro()	595
10.153.2.4stop_tracking()	596
10.154lonassL2CaPcpsAcquisition Class Reference	596
10.154.1Detailed Description	597
10.154.2Member Function Documentation	597
10.154.2.1implementation()	597
10.154.2.2nit()	597
10.154.2.3mag()	598
10.154.2.4reset()	598
10.154.2.5set_channel()	598
10.154.2.6set_channel_fsm()	598
10.154.2.7set_doppler_max()	599
10.154.2.8set_doppler_step()	599
10.154.2.9set_gnss_synchro()	599
10.154.2.10set_local_code()	599
10.154.2.11set_state()	599
10.154.2.12set_threshold()	600

10.154.2.1	<code>stop_acquisition()</code>	600
10.155	<code>GlonassL2CaTelemetryDecoder</code> Class Reference	600
10.155.1	Detailed Description	601
10.155.2	Member Function Documentation	601
10.155.2.1	<code>implementation()</code>	601
10.156	<code>GnMaxSignalSource</code> Class Reference	601
10.156.1	Detailed Description	602
10.157	<code>Gnss_Almanac</code> Class Reference	602
10.157.1	Detailed Description	603
10.157.2	Constructor & Destructor Documentation	603
10.157.2.1	<code>Gnss_Almanac()</code>	603
10.157.3	Member Function Documentation	604
10.157.3.1	<code>predicted_doppler()</code>	604
10.157.3.2	<code>satellitePosVelComputation()</code>	604
10.157.4	Member Data Documentation	605
10.157.4.1	<code>af0</code>	605
10.157.4.2	<code>af1</code>	605
10.157.4.3	<code>delta_i</code>	605
10.157.4.4	<code>ecc</code>	605
10.157.4.5	<code>M_0</code>	605
10.157.4.6	<code>omega</code>	606
10.157.4.7	<code>OMEGA_0</code>	606
10.157.4.8	<code>OMEGAdot</code>	606
10.157.4.9	<code>PRN</code>	606
10.157.4.10	<code>qrtA</code>	606
10.157.4.11	<code>System</code>	607
10.157.4.12	<code>a</code>	607
10.157.4.13	<code>WNa</code>	607
10.158	<code>Gnss_circular_deque< T ></code> Class Template Reference	607
10.158.1	Detailed Description	608

10.159.1 Gnss_Ephemeris Class Reference	608
10.159.1.1 Detailed Description	610
10.159.2 Member Function Documentation	610
10.159.2.1 predicted_doppler()	610
10.159.2.2 satellitePosition()	611
10.159.2.3 sv_clock_drift()	611
10.159.3 Member Data Documentation	611
10.159.3.1 af0	611
10.159.3.2 af1	612
10.159.3.3 af2	612
10.159.3.4 Cic	612
10.159.3.5 Cis	612
10.159.3.6 Crc	613
10.159.3.7 Crs	613
10.159.3.8 Cuc	613
10.159.3.9 Cus	613
10.159.3.10 delta_n	614
10.159.3.11 dtr	614
10.159.3.12 ecc	614
10.159.3.13 i0	614
10.159.3.14 idot	615
10.159.3.15 i0_0	615
10.159.3.16 omega	615
10.159.3.17 OMEGA_0	615
10.159.3.18 OMEGAdot	616
10.159.3.19 PRN	616
10.159.3.20 satClkDrift	616
10.159.3.21 satpos_X	616
10.159.3.22 satpos_Y	617
10.159.3.23 satpos_Z	617

10.159.3.24	atvel_X	617
10.159.3.25	atvel_Y	617
10.159.3.26	atvel_Z	617
10.159.3.27	qrtA	618
10.159.3.28	System	618
10.159.3.29	c	618
10.159.3.30	e	618
10.159.3.31	w	619
10.159.3.32	N	619
10.160	Gnss_Satellite Class Reference	619
10.160.1	Detailed Description	620
10.160.2	Constructor & Destructor Documentation	620
10.160.2.1	Gnss_Satellite() [1/4]	620
10.160.2.2	Gnss_Satellite() [2/4]	621
10.160.2.3	~Gnss_Satellite()	621
10.160.2.4	Gnss_Satellite() [3/4]	621
10.160.2.5	Gnss_Satellite() [4/4]	621
10.160.3	Member Function Documentation	621
10.160.3.1	get_block()	621
10.160.3.2	get_PRN()	622
10.160.3.3	get_rf_link()	622
10.160.3.4	get_system()	622
10.160.3.5	get_system_short()	622
10.160.3.6	operator=() [1/2]	622
10.160.3.7	operator=() [2/2]	622
10.160.3.8	update_PRN()	623
10.160.3.9	what_block()	623
10.160.4	Friends And Related Function Documentation	623
10.160.4.1	operator<<	623
10.160.4.2	operator==	623

10.161. Gnss_sdr_fpga_sample_counter Class Reference	624
10.161.1. Detailed Description	624
10.162. Gnss_sdr_sample_counter Class Reference	624
10.162.1. Detailed Description	625
10.163. Gnss_Sdr_Supl_Client Class Reference	625
10.163.1. Detailed Description	627
10.163.2. Member Function Documentation	627
10.163.2.1. load_cnav_ephemeris_xml()	627
10.163.2.2. load_cnav_utc_xml()	627
10.163.2.3. load_ephemeris_xml()	627
10.163.2.4. load_gal_almanac_xml()	627
10.163.2.5. load_gal_ephemeris_xml()	628
10.163.2.6. load_gal_iono_xml()	628
10.163.2.7. load_gal_utc_xml()	628
10.163.2.8. load_glo_utc_xml()	628
10.163.2.9. load_gnav_ephemeris_xml()	628
10.163.2.10. load_gps_almanac_xml()	628
10.163.2.11. load_iono_xml()	629
10.163.2.12. load_ref_location_xml()	629
10.163.2.13. load_ref_time_xml()	629
10.163.2.14. load_utc_xml()	629
10.163.2.15. save_cnav_ephemeris_map_xml()	629
10.163.2.16. save_cnav_utc_xml()	630
10.163.2.17. save_ephemeris_map_xml()	630
10.163.2.18. save_gal_almanac_xml()	630
10.163.2.19. save_gal_ephemeris_map_xml()	630
10.163.2.20. save_gal_iono_xml()	630
10.163.2.21. save_gal_utc_xml()	631
10.163.2.22. save_glo_utc_xml()	631
10.163.2.23. save_gnav_ephemeris_map_xml()	631

10.163.2.24	Save_gps_almanac_xml()	631
10.163.2.25	Save_iono_xml()	631
10.163.2.26	Save_ref_location_xml()	632
10.163.2.27	Save_ref_time_xml()	632
10.163.2.28	Save_utc_xml()	632
10.164	Gnss_sdr_time_counter Class Reference	632
10.164.1	Detailed Description	633
10.165	Gnss_Sdr_Timestamp Class Reference	633
10.165.1	Detailed Description	633
10.166	Gnss_Sdr_Valve Class Reference	634
10.166.1	Detailed Description	634
10.167	Gnss_Signal Class Reference	634
10.167.1	Detailed Description	635
10.167.2	Member Function Documentation	635
10.167.2.1	get_satellite()	635
10.167.2.2	get_signal_str()	635
10.167.3	Friends And Related Function Documentation	635
10.167.3.1	operator<<	636
10.167.3.2	operator==	636
10.168	Gnss_Synchro Class Reference	636
10.168.1	Detailed Description	638
10.168.2	Constructor & Destructor Documentation	638
10.168.2.1	Gnss_Synchro() [1/3]	638
10.168.2.2	~Gnss_Synchro()	638
10.168.2.3	Gnss_Synchro() [2/3]	638
10.168.2.4	Gnss_Synchro() [3/3]	638
10.168.3	Member Function Documentation	639
10.168.3.1	operator=() [1/2]	639
10.168.3.2	operator=() [2/2]	639
10.168.3.3	Serialize()	639

10.168.4	Member Data Documentation	640
10.168.4.1	Acq_delay_samples	640
10.168.4.2	Acq_doppler_hz	640
10.168.4.3	Acq_doppler_step	640
10.168.4.4	Acq_samplestamp_samples	640
10.168.4.5	Carrier_Doppler_hz	641
10.168.4.6	Carrier_phase_rads	641
10.168.4.7	Channel_ID	641
10.168.4.8	CN0_dB_hz	641
10.168.4.9	Code_phase_samples	642
10.168.4.10	Correlation_length_ms	642
10.168.4.11	Flag_PLL_180_deg_phase_locked	642
10.168.4.12	Flag_valid_acquisition	642
10.168.4.13	Flag_valid_pseudorange	643
10.168.4.14	Flag_valid_symbol_output	643
10.168.4.15	Flag_valid_word	643
10.168.4.16	643
10.168.4.17	Interp_TOW_ms	644
10.168.4.18	IRN	644
10.168.4.19	Prompt_I	644
10.168.4.20	Prompt_Q	644
10.168.4.21	Pseudorange_m	645
10.168.4.22	RX_time	645
10.168.4.23	Signal	645
10.168.4.24	System	645
10.168.4.25	TOW_at_current_symbol_ms	646
10.168.4.26	Tracking_sample_counter	646
10.168.4	gnss_synchro_monitor Class Reference	646
10.169.1	Detailed Description	647
10.169.2	Constructor & Destructor Documentation	647

10.169.2.1~gnss_synchro_monitor()	647
10.170 Gnss_Synchro_Udp_Sink Class Reference	647
10.170.1 Detailed Description	647
10.171 GNSSBlockFactory Class Reference	648
10.171.1 Detailed Description	648
10.171.2 Member Function Documentation	648
10.171.2.1 GetBlock()	648
10.172 GNSSBlockInterface Class Reference	649
10.172.1 Detailed Description	650
10.172.2 Member Function Documentation	650
10.172.2.1 start()	650
10.173 GNSSFlowgraph Class Reference	650
10.173.1 Detailed Description	651
10.173.2 Constructor & Destructor Documentation	651
10.173.2.1 GNSSFlowgraph()	651
10.173.2.2 ~GNSSFlowgraph()	652
10.173.3 Member Function Documentation	652
10.173.3.1 acquisition_manager()	652
10.173.3.2 apply_action()	652
10.173.3.3 connect()	652
10.173.3.4 disconnect()	653
10.173.3.5 get_pvt()	653
10.173.3.6 prioritize_satellites()	653
10.173.3.7 send_telemetry_msg()	653
10.173.3.8 set_configuration()	653
10.173.3.9 start()	653
10.173.3.10 stop()	654
10.173.3.11 wait()	654
10.174 GnssTime Class Reference	654
10.174.1 Detailed Description	654

10.174.2Member Data Documentation	654
10.174.2.1week	654
10.175Gnuplot Class Reference	655
10.175.1Detailed Description	656
10.175.2Constructor & Destructor Documentation	656
10.175.2.1Gnuplot()	656
10.175.3Member Function Documentation	657
10.175.3.1operator<<()	657
10.175.3.2replot()	657
10.175.3.3unset_title()	657
10.176GnuplotException Class Reference	657
10.176.1Detailed Description	658
10.177Gps_Acq_Assist Class Reference	658
10.177.1Detailed Description	659
10.177.2Constructor & Destructor Documentation	659
10.177.2.1Gps_Acq_Assist()	659
10.177.3Member Data Documentation	659
10.177.3.1Azimuth	659
10.177.3.2Code_Phase	659
10.177.3.3Code_Phase_int	659
10.177.3.4Code_Phase_window	660
10.177.3.5Doppler0	660
10.177.3.6Doppler1	660
10.177.3.7dopplerUncertainty	660
10.177.3.8Elevation	660
10.177.3.9GPS_Bit_Number	661
10.177.3.10PRN	661
10.177.3.11w	661
10.178Gps_Almanac Class Reference	661
10.178.1Detailed Description	662

10.178.2	Constructor & Destructor Documentation	662
10.178.2.1	Gps_Almanac()	662
10.178.3	Member Data Documentation	662
10.178.3.1	AS_status	662
10.178.3.2	SV_health	663
10.179	Gps_CNAV_Ephemeris Class Reference	663
10.179.1	Detailed Description	664
10.179.2	Constructor & Destructor Documentation	664
10.179.2.1	Gps_CNAV_Ephemeris()	664
10.179.3	Member Function Documentation	665
10.179.3.1	serialize()	665
10.179.4	Member Data Documentation	665
10.179.4.1	Adot	665
10.179.4.2	alert_flag	665
10.179.4.3	antispoofing_flag	666
10.179.4.4	delta_A	666
10.179.4.5	delta_ndot	666
10.179.4.6	delta_OMEGA_dot	666
10.179.4.7	integrity_status_flag	667
10.179.4.8	signal_health	667
10.179.4.9	TGD	667
10.179.4.10	e1	667
10.179.4.11	e2	668
10.179.4.12	p	668
10.179.4.13	RA	668
10.179.4.14	RA0	668
10.179.4.15	RA1	668
10.179.4.16	RA2	669
10.180	Gps_CNAV_Iono Class Reference	669
10.180.1	Detailed Description	669

10.180.2	Constructor & Destructor Documentation	669
10.180.2.1	Gps_CNAV_Iono()	670
10.180	Gps_CNAV_Navigation_Message Class Reference	670
10.181.1	Detailed Description	670
10.181.2	Constructor & Destructor Documentation	670
10.181.2.1	Gps_CNAV_Navigation_Message()	671
10.181.3	Member Function Documentation	671
10.181.3.1	get_ephemeris()	671
10.181.3.2	get_iono()	671
10.181.3.3	get_utc_model()	671
10.181.3.4	have_new_ephemeris()	671
10.181.3.5	have_new_iono()	671
10.181.3.6	have_new_utc_model()	672
10.182	Gps_CNAV_Utc_Model Class Reference	672
10.182.1	Detailed Description	672
10.182.2	Constructor & Destructor Documentation	672
10.182.2.1	Gps_CNAV_Utc_Model()	673
10.183	Gps_Ephemeris Class Reference	673
10.183.1	Detailed Description	674
10.183.2	Constructor & Destructor Documentation	674
10.183.2.1	Gps_Ephemeris()	674
10.183.3	Member Function Documentation	674
10.183.3.1	serialize()	675
10.183.4	Member Data Documentation	675
10.183.4.1	alert_flag	675
10.183.4.2	antispoofing_flag	675
10.183.4.3	AODO	676
10.183.4.4	code_on_L2	676
10.183.4.5	fit_interval_flag	676
10.183.4.6	integrity_status_flag	676

10.183.4.7	ODC	677
10.183.4.8	ODE_SF2	677
10.183.4.9	ODE_SF3	677
10.183.4.10	P_data_flag	677
10.183.4.11	satelliteBlock	678
10.183.4.12	SV_accuracy	678
10.183.4.13	SV_health	678
10.183.4.14	TGD	678
10.184	Gps_Iono Class Reference	679
10.184.1	Detailed Description	679
10.184.2	Constructor & Destructor Documentation	680
10.184.2.1	Gps_Iono()	680
10.184.3	Member Function Documentation	680
10.184.3.1	serialize()	680
10.184.4	Member Data Documentation	680
10.184.4.1	alpha0	680
10.184.4.2	alpha1	681
10.184.4.3	alpha2	681
10.184.4.4	alpha3	681
10.184.4.5	beta0	681
10.184.4.6	beta1	682
10.184.4.7	beta2	682
10.184.4.8	beta3	682
10.184.4.9	valid	682
10.185	Gps_L1_Ca_Dll_Pll_Tracking_GPU_cc Class Reference	683
10.185.1	Detailed Description	683
10.186	Gps_L1_Ca_Kf_Tracking_cc Class Reference	683
10.186.1	Detailed Description	684
10.187	Gps_L1_Ca_Tcp_Connector_Tracking_cc Class Reference	684
10.187.1	Detailed Description	685

10.188	gps_l1_ca_telemetry_decoder_gs Class Reference	685
10.188.1	Detailed Description	686
10.188.2	Member Function Documentation	686
10.188.2.1	general_work()	686
10.188.2.2	set_channel()	686
10.188.2.3	set_satellite()	686
10.189	gps_l2c_telemetry_decoder_gs Class Reference	687
10.189.1	Detailed Description	687
10.189.2	Member Function Documentation	687
10.189.2.1	general_work()	687
10.189.2.2	set_channel()	688
10.189.2.3	set_satellite()	688
10.190	gps_l5_telemetry_decoder_gs Class Reference	688
10.190.1	Detailed Description	689
10.190.2	Member Function Documentation	689
10.190.2.1	set_channel()	689
10.190.2.2	set_satellite()	689
10.191	Gps_Navigation_Message Class Reference	689
10.191.1	Detailed Description	690
10.191.2	Constructor & Destructor Documentation	690
10.191.2.1	Gps_Navigation_Message()	690
10.191.3	Member Function Documentation	691
10.191.3.1	get_ephemeris()	691
10.191.3.2	get_flag_iono_valid()	691
10.191.3.3	get_flag_utc_model_valid()	691
10.191.3.4	get_GPS_week()	691
10.191.3.5	get_iono()	691
10.191.3.6	get_satellite_PRN()	692
10.191.3.7	get_TOW()	692
10.191.3.8	get_utc_model()	692

10.191.3.9	set_channel()	692
10.191.3.10	set_satellite_PRN()	692
10.191.3.11	subframe_decoder()	693
10.191.3.12	utc_time()	693
10.192	Gps_Utc_Model Class Reference	693
10.192.1	Detailed Description	694
10.192.2	Constructor & Destructor Documentation	694
10.192.2.1	Gps_Utc_Model()	694
10.192.3	Member Data Documentation	694
10.192.3.1	A0	695
10.192.3.2	A1	695
10.192.3.3	A2	695
10.192.3.4	DeltaT_LS	695
10.192.3.5	DeltaT_LSF	695
10.192.3.6	DN	696
10.192.3.7	tot	696
10.192.3.8	WN_LSF	696
10.192.3.9	WN_T	696
10.193	GpsL1CaDIIPIITracking Class Reference	697
10.193.1	Detailed Description	697
10.193.2	Member Function Documentation	697
10.193.2.1	implementation()	698
10.193.2.2	set_channel()	698
10.193.2.3	set_gnss_synchro()	698
10.193.2.4	stop_tracking()	698
10.194	GpsL1CaDIIPIITrackingFpga Class Reference	699
10.194.1	Detailed Description	699
10.194.2	Constructor & Destructor Documentation	700
10.194.2.1	GpsL1CaDIIPIITrackingFpga()	700
10.194.2.2	~GpsL1CaDIIPIITrackingFpga()	700

10.194.3	Member Function Documentation	700
10.194.3.1	connect()	700
10.194.3.2	disconnect()	700
10.194.3.3	get_left_block()	701
10.194.3.4	get_right_block()	701
10.194.3.5	implementation()	701
10.194.3.6	item_size()	701
10.194.3.7	role()	701
10.194.3.8	set_channel()	702
10.194.3.9	set_gnss_synchro()	702
10.194.3.10	start_tracking()	702
10.194.3.11	stop_tracking()	702
10.195	GpsL1CaDIIPIITrackingGPU Class Reference	703
10.195.1	Detailed Description	703
10.195.2	Member Function Documentation	703
10.195.2.1	implementation()	704
10.195.2.2	set_channel()	704
10.195.2.3	set_gnss_synchro()	704
10.195.2.4	stop_tracking()	704
10.196	GpsL1CaKfTracking Class Reference	705
10.196.1	Detailed Description	705
10.196.2	Member Function Documentation	705
10.196.2.1	implementation()	706
10.196.2.2	set_channel()	706
10.196.2.3	set_gnss_synchro()	706
10.196.2.4	stop_tracking()	706
10.197	GpsL1CaKfVtITracking Class Reference	707
10.197.1	Detailed Description	707
10.197.2	Member Function Documentation	707
10.197.2.1	implementation()	708

10.197.2.2	set_channel()	708
10.197.2.3	set_gnss_synchro()	708
10.197.2.4	stop_tracking()	708
10.198	GpsL1CaPcpsAcquisition Class Reference	709
10.198.1	Detailed Description	710
10.198.2	Member Function Documentation	710
10.198.2.1	implementation()	710
10.198.2.2	nit()	710
10.198.2.3	mag()	710
10.198.2.4	reset()	711
10.198.2.5	set_channel()	711
10.198.2.6	set_channel_fsm()	711
10.198.2.7	set_doppler_center()	711
10.198.2.8	set_doppler_max()	711
10.198.2.9	set_doppler_step()	712
10.198.2.10	set_gnss_synchro()	712
10.198.2.11	set_local_code()	712
10.198.2.12	set_resampler_latency()	712
10.198.2.13	set_state()	712
10.198.2.14	set_threshold()	713
10.198.2.15	stop_acquisition()	713
10.199	GpsL1CaPcpsAcquisitionFineDoppler Class Reference	713
10.199.1	Detailed Description	714
10.199.2	Member Function Documentation	714
10.199.2.1	implementation()	715
10.199.2.2	nit()	715
10.199.2.3	mag()	715
10.199.2.4	reset()	715
10.199.2.5	set_channel()	715
10.199.2.6	set_channel_fsm()	716

10.199.2.7	set_doppler_max()	716
10.199.2.8	set_doppler_step()	716
10.199.2.9	set_gnss_synchro()	716
10.199.2.10	set_state()	717
10.199.2.11	set_threshold()	717
10.199.2.12	stop_acquisition()	717
10.200	GpsL1CaPcpsAcquisitionFpga Class Reference	717
10.200.1	Detailed Description	719
10.200.2	Constructor & Destructor Documentation	719
10.200.2.1	GpsL1CaPcpsAcquisitionFpga()	719
10.200.2.2	~GpsL1CaPcpsAcquisitionFpga()	719
10.200.3	Member Function Documentation	719
10.200.3.1	connect()	719
10.200.3.2	disconnect()	720
10.200.3.3	get_left_block()	720
10.200.3.4	get_right_block()	720
10.200.3.5	implementation()	720
10.200.3.6	init()	720
10.200.3.7	item_size()	721
10.200.3.8	mag()	721
10.200.3.9	reset()	721
10.200.3.10	role()	721
10.200.3.11	set_channel()	721
10.200.3.12	set_channel_fsm()	722
10.200.3.13	set_doppler_center()	722
10.200.3.14	set_doppler_max()	722
10.200.3.15	set_doppler_step()	722
10.200.3.16	set_gnss_synchro()	722
10.200.3.17	set_local_code()	723
10.200.3.18	set_resampler_latency()	723

10.200.3.1	set_state()	723
10.200.3.2	set_threshold()	723
10.200.3.3	stop_acquisition()	723
10.200	GpsL1CaPcpsAssistedAcquisition Class Reference	724
10.201.1	Detailed Description	725
10.201.2	Member Function Documentation	725
10.201.2.1	implementation()	725
10.201.2.2	init()	725
10.201.2.3	mag()	725
10.201.2.4	reset()	725
10.201.2.5	set_channel()	726
10.201.2.6	set_channel_fsm()	726
10.201.2.7	set_doppler_max()	726
10.201.2.8	set_doppler_step()	726
10.201.2.9	set_gnss_synchro()	727
10.201.2.10	set_threshold()	727
10.201.2.11	stop_acquisition()	727
10.202	GpsL1CaPcpsOpenCIAcquisition Class Reference	727
10.202.1	Detailed Description	728
10.202.2	Member Function Documentation	728
10.202.2.1	implementation()	729
10.202.2.2	init()	729
10.202.2.3	mag()	729
10.202.2.4	reset()	729
10.202.2.5	set_channel()	729
10.202.2.6	set_channel_fsm()	730
10.202.2.7	set_doppler_max()	730
10.202.2.8	set_doppler_step()	730
10.202.2.9	set_gnss_synchro()	730
10.202.2.10	set_local_code()	731

10.202.2.1	set_threshold()	731
10.202.2.2	stop_acquisition()	731
10.203	GpsL1CaPcpsQuickSyncAcquisition Class Reference	731
10.203.1	Detailed Description	732
10.203.2	Member Function Documentation	732
10.203.2.1	implementation()	733
10.203.2.2	init()	733
10.203.2.3	mag()	733
10.203.2.4	reset()	733
10.203.2.5	set_channel()	733
10.203.2.6	set_channel_fsm()	734
10.203.2.7	set_doppler_max()	734
10.203.2.8	set_doppler_step()	734
10.203.2.9	set_gnss_synchro()	734
10.203.2.10	set_local_code()	735
10.203.2.11	set_state()	735
10.203.2.12	set_threshold()	735
10.203.2.13	stop_acquisition()	735
10.204	GpsL1CaPcpsTongAcquisition Class Reference	736
10.204.1	Detailed Description	737
10.204.2	Member Function Documentation	737
10.204.2.1	implementation()	737
10.204.2.2	init()	737
10.204.2.3	mag()	737
10.204.2.4	reset()	737
10.204.2.5	set_channel()	738
10.204.2.6	set_channel_fsm()	738
10.204.2.7	set_doppler_max()	738
10.204.2.8	set_doppler_step()	738
10.204.2.9	set_gnss_synchro()	739

10.204.2.1	set_local_code()	739
10.204.2.1	set_state()	739
10.204.2.1	set_threshold()	739
10.204.2.1	stop_acquisition()	739
10.205	GpsL1CaTcpConnectorTracking Class Reference	740
10.205.1	Detailed Description	740
10.205.2	Member Function Documentation	740
10.205.2.1	implementation()	741
10.205.2.2	set_channel()	741
10.205.2.3	set_gnss_synchro()	741
10.205.2.4	stop_tracking()	741
10.206	GpsL1CaTelemetryDecoder Class Reference	742
10.206.1	Detailed Description	742
10.206.2	Member Function Documentation	742
10.206.2.1	implementation()	742
10.207	GpsL2CTelemetryDecoder Class Reference	743
10.207.1	Detailed Description	743
10.207.2	Member Function Documentation	743
10.207.2.1	implementation()	743
10.208	GpsL2MDIIPITracking Class Reference	744
10.208.1	Detailed Description	744
10.208.2	Member Function Documentation	744
10.208.2.1	implementation()	745
10.208.2.2	set_channel()	745
10.208.2.3	set_gnss_synchro()	745
10.208.2.4	stop_tracking()	745
10.209	GpsL2MDIIPITrackingFpga Class Reference	746
10.209.1	Detailed Description	746
10.209.2	Member Function Documentation	746
10.209.2.1	implementation()	747

10.209.2.2	set_channel()	747
10.209.2.3	set_gnss_synchro()	747
10.209.2.4	stop_tracking()	747
10.210	GpsL2MPcpsAcquisition Class Reference	748
10.210.1	Detailed Description	749
10.210.2	Member Function Documentation	749
10.210.2.1	implementation()	749
10.210.2.2	nit()	749
10.210.2.3	mag()	749
10.210.2.4	reset()	750
10.210.2.5	set_channel()	750
10.210.2.6	set_channel_fsm()	750
10.210.2.7	set_doppler_center()	750
10.210.2.8	set_doppler_max()	750
10.210.2.9	set_doppler_step()	751
10.210.2.10	set_gnss_synchro()	751
10.210.2.11	set_local_code()	751
10.210.2.12	set_resampler_latency()	751
10.210.2.13	set_state()	751
10.210.2.14	set_threshold()	752
10.210.2.15	stop_acquisition()	752
10.211	GpsL2MPcpsAcquisitionFpga Class Reference	752
10.211.1	Detailed Description	753
10.211.2	Member Function Documentation	753
10.211.2.1	implementation()	754
10.211.2.2	nit()	754
10.211.2.3	mag()	754
10.211.2.4	reset()	754
10.211.2.5	set_channel()	754
10.211.2.6	set_channel_fsm()	755

10.211.2.7	set_doppler_max()	755
10.211.2.8	set_doppler_step()	755
10.211.2.9	set_gnss_synchro()	755
10.211.2.10	set_local_code()	756
10.211.2.11	set_state()	756
10.211.2.12	set_threshold()	756
10.211.2.13	stop_acquisition()	756
10.212	GpsL5DIIPITracking Class Reference	757
10.212.1	Detailed Description	757
10.212.2	Member Function Documentation	757
10.212.2.1	implementation()	758
10.212.2.2	set_channel()	758
10.212.2.3	set_gnss_synchro()	758
10.212.2.4	stop_tracking()	758
10.213	GpsL5DIIPITrackingFpga Class Reference	759
10.213.1	Detailed Description	759
10.213.2	Constructor & Destructor Documentation	760
10.213.2.1	GpsL5DIIPITrackingFpga()	760
10.213.2.2	~GpsL5DIIPITrackingFpga()	760
10.213.3	Member Function Documentation	760
10.213.3.1	connect()	760
10.213.3.2	disconnect()	760
10.213.3.3	get_left_block()	761
10.213.3.4	get_right_block()	761
10.213.3.5	implementation()	761
10.213.3.6	item_size()	761
10.213.3.7	role()	761
10.213.3.8	set_channel()	762
10.213.3.9	set_gnss_synchro()	762
10.213.3.10	start_tracking()	762

10.213.3.1	<code>stop_tracking()</code>	762
10.214	<code>GpsL5iPcpsAcquisition</code> Class Reference	763
10.214.1	Detailed Description	764
10.214.2	Member Function Documentation	764
10.214.2.1	<code>implementation()</code>	764
10.214.2.2	<code>init()</code>	764
10.214.2.3	<code>mag()</code>	764
10.214.2.4	<code>reset()</code>	765
10.214.2.5	<code>set_channel()</code>	765
10.214.2.6	<code>set_channel_fsm()</code>	765
10.214.2.7	<code>set_doppler_center()</code>	765
10.214.2.8	<code>set_doppler_max()</code>	765
10.214.2.9	<code>set_doppler_step()</code>	766
10.214.2.10	<code>set_gnss_synchro()</code>	766
10.214.2.11	<code>set_local_code()</code>	766
10.214.2.12	<code>set_resampler_latency()</code>	766
10.214.2.13	<code>set_state()</code>	766
10.214.2.14	<code>set_threshold()</code>	767
10.214.2.15	<code>stop_acquisition()</code>	767
10.215	<code>GpsL5iPcpsAcquisitionFpga</code> Class Reference	767
10.215.1	Detailed Description	769
10.215.2	Constructor & Destructor Documentation	769
10.215.2.1	<code>GpsL5iPcpsAcquisitionFpga()</code>	769
10.215.2.2	<code>~GpsL5iPcpsAcquisitionFpga()</code>	769
10.215.3	Member Function Documentation	769
10.215.3.1	<code>connect()</code>	769
10.215.3.2	<code>disconnect()</code>	770
10.215.3.3	<code>get_left_block()</code>	770
10.215.3.4	<code>get_right_block()</code>	770
10.215.3.5	<code>implementation()</code>	770

10.215.3.6	<code>init()</code>	770
10.215.3.7	<code>item_size()</code>	771
10.215.3.8	<code>mag()</code>	771
10.215.3.9	<code>reset()</code>	771
10.215.3.10	<code>role()</code>	771
10.215.3.11	<code>set_channel()</code>	771
10.215.3.12	<code>set_channel_fsm()</code>	772
10.215.3.13	<code>set_doppler_center()</code>	772
10.215.3.14	<code>set_doppler_max()</code>	772
10.215.3.15	<code>set_doppler_step()</code>	772
10.215.3.16	<code>set_gnss_synchro()</code>	772
10.215.3.17	<code>set_local_code()</code>	773
10.215.3.18	<code>set_resampler_latency()</code>	773
10.215.3.19	<code>set_state()</code>	773
10.215.3.20	<code>set_threshold()</code>	773
10.215.3.21	<code>stop_acquisition()</code>	773
10.216	GpsL5TelemetryDecoder Class Reference	774
10.216.1	Detailed Description	774
10.216.2	Member Function Documentation	774
10.216.2.1	<code>implementation()</code>	774
10.217	GPU_Complex Struct Reference	775
10.217.1	Detailed Description	775
10.218	GPU_Complex_Short Struct Reference	775
10.218.1	Detailed Description	775
10.219	Gpx_Printer Class Reference	776
10.219.1	Detailed Description	776
10.220	Gr_Complex_Ip_Packet_Source Class Reference	776
10.220.1	Detailed Description	777
10.221	time_t Struct Reference	777
10.221.1	Detailed Description	777

10.222	Half_cyc_tag Struct Reference	777
10.222.1	Detailed Description	777
10.223	Has_Simple_Printer Class Reference	778
10.223.1	Detailed Description	778
10.224	Hybrid_observables_gs Class Reference	778
10.224.1	Detailed Description	779
10.225	HybridObservables Class Reference	779
10.225.1	Detailed Description	779
10.225.2	Member Function Documentation	780
10.225.2.1	implementation()	780
10.225.2.2	item_size()	780
10.226	ByteToCbyte Class Reference	780
10.226.1	Detailed Description	781
10.226.2	Member Function Documentation	781
10.226.2.1	implementation()	781
10.227	ByteToComplex Class Reference	781
10.227.1	Detailed Description	782
10.227.2	Member Function Documentation	782
10.227.2.1	implementation()	782
10.228	ByteToCshort Class Reference	782
10.228.1	Detailed Description	783
10.228.2	Member Function Documentation	783
10.228.2.1	implementation()	783
10.229	INIReader Class Reference	783
10.229.1	Detailed Description	784
10.229.2	Constructor & Destructor Documentation	784
10.229.2.1	INIReader()	784
10.229.3	Member Function Documentation	784
10.229.3.1	Get()	784
10.229.3.2	GetInteger()	784

10.229.3.3	HasSection()	785
10.229.3.4	HasValue()	785
10.229.3.5	ParseError()	785
10.230	OnMemoryConfiguration Class Reference	785
10.230.1	Detailed Description	786
10.231	Interleaved_byte_to_complex_byte Class Reference	786
10.231.1	Detailed Description	787
10.232	Interleaved_byte_to_complex_short Class Reference	787
10.232.1	Detailed Description	787
10.233	Interleaved_short_to_complex_short Class Reference	788
10.233.1	Detailed Description	788
10.234	ShortToComplex Class Reference	788
10.234.1	Detailed Description	789
10.234.2	Member Function Documentation	789
10.234.2.1	implementation()	789
10.235	ShortToCshort Class Reference	789
10.235.1	Detailed Description	790
10.235.2	Member Function Documentation	790
10.235.2.1	implementation()	790
10.236	Kernel_info_t Struct Reference	790
10.236.1	Detailed Description	791
10.237	Kf_Conf Class Reference	791
10.237.1	Detailed Description	792
10.238	Kf_vtl_tracking Class Reference	792
10.238.1	Detailed Description	793
10.239	Kml_Printer Class Reference	793
10.239.1	Detailed Description	793
10.240	Labsat23_source Class Reference	793
10.240.1	Detailed Description	794
10.241	LabsatSignalSource Class Reference	794

10.241.1 Detailed Description	795
10.242.1 Detailed Description	795
10.242.2 Member Function Documentation	795
10.242.2.1 serialize()	795
10.243.1 Detailed Description	796
10.244.1 Detailed Description	796
10.245.1 Detailed Description	796
10.246.1 Detailed Description	797
10.247.1 Detailed Description	797
10.248.1 Detailed Description	798
10.249.1 Detailed Description	799
10.250.1 Detailed Description	800
10.250.2 Member Function Documentation	800
10.250.2.1 serialize()	800
10.251.1 Detailed Description	800
10.252.1 Detailed Description	801
10.253.1 Detailed Description	801
10.254.1 Detailed Description	802
10.255.1 Detailed Description	803

10.255.1 Detailed Description	803
10.255.2 Constructor & Destructor Documentation	803
10.255.2.1 ~nav_message_monitor()	803
10.256 Nav_Message_Packet Class Reference	804
10.256.1 Detailed Description	804
10.256.2 Constructor & Destructor Documentation	804
10.256.2.1 Nav_Message_Packet() [1/3]	804
10.256.2.2 ~Nav_Message_Packet()	805
10.256.2.3 Nav_Message_Packet() [2/3]	805
10.256.2.4 Nav_Message_Packet() [3/3]	805
10.256.3 Member Function Documentation	805
10.256.3.1 operator=() [1/2]	805
10.256.3.2 operator=() [2/2]	806
10.256.4 Member Data Documentation	806
10.256.4.1 nav_message	806
10.256.4.2 prn	806
10.256.4.3 signal	806
10.256.4.4 system	807
10.256.4.5 row_at_current_symbol_ms	807
10.257 Nav_Message_Udp_Sink Class Reference	807
10.257.1 Detailed Description	807
10.258 Nav_Msg_Udp_Listner Class Reference	807
10.258.1 Detailed Description	808
10.259 nav_t Struct Reference	808
10.259.1 Detailed Description	809
10.260 Nmea_Printer Class Reference	809
10.260.1 Detailed Description	809
10.260.2 Constructor & Destructor Documentation	810
10.260.2.1 Nmea_Printer()	810
10.260.2.2 ~Nmea_Printer()	810

10.260.3	Member Function Documentation	810
10.260.3.1	Print_Nmea_Line()	810
10.261	Notch Class Reference	810
10.261.1	Detailed Description	811
10.262	NotchFilter Class Reference	811
10.262.1	Detailed Description	811
10.262.2	Member Function Documentation	812
10.262.2.1	implementation()	812
10.263	NotchFilterLite Class Reference	812
10.263.1	Detailed Description	812
10.263.2	Member Function Documentation	813
10.263.2.1	implementation()	813
10.264	NotchLite Class Reference	813
10.264.1	Detailed Description	813
10.265	IsrFileSignalSource Class Reference	814
10.265.1	Detailed Description	814
10.265.2	Member Function Documentation	814
10.265.2.1	itemTypeToSize()	815
10.265.2.2	packetsPerSample()	815
10.265.2.3	source()	815
10.266	trip_t Struct Reference	815
10.266.1	Detailed Description	816
10.267	Obs_Conf Class Reference	816
10.267.1	Detailed Description	816
10.268	obs_t Struct Reference	816
10.268.1	Detailed Description	816
10.269	obsd_t Struct Reference	817
10.269.1	Detailed Description	817
10.270	Observables_Dump_Reader Class Reference	817
10.270.1	Detailed Description	817

10.270	ObservablesInterface Class Reference	818
10.271	Detailed Description	818
10.272	apt_t Struct Reference	818
10.272	Detailed Description	818
10.273	OsmosdrSignalSource Class Reference	819
10.273	Detailed Description	819
10.274	Pass_Through Class Reference	819
10.274	Detailed Description	820
10.274	Member Function Documentation	820
10.274.2	implementation()	820
10.275	clk_t Struct Reference	820
10.275	Detailed Description	821
10.276	pcps_acquisition Class Reference	821
10.276	Detailed Description	822
10.276	Member Function Documentation	822
10.276.2	general_work()	822
10.276.2	init()	822
10.276.2	mag()	822
10.276.2	set_active()	822
10.276.2	set_channel()	823
10.276.2	set_channel_fsm()	823
10.276.2	set_doppler_center()	823
10.276.2	set_doppler_max()	824
10.276.2	set_doppler_step()	824
10.276.2	set_gnss_synchro()	824
10.276.2	set_local_code()	824
10.276.2	set_state()	825
10.276.2	set_threshold()	825
10.277	pcps_acquisition_fine_doppler_cc Class Reference	825
10.277	Detailed Description	826

10.277.2	Constructor & Destructor Documentation	826
10.277.2.1	~pcps_acquisition_fine_doppler_cc()	827
10.277.3	Member Function Documentation	827
10.277.3.1	general_work()	827
10.277.3.2	nit()	827
10.277.3.3	mag()	827
10.277.3.4	nextPowerOf2()	827
10.277.3.5	set_active()	828
10.277.3.6	set_channel()	828
10.277.3.7	set_channel_fsm()	828
10.277.3.8	set_doppler_max()	829
10.277.3.9	set_doppler_step()	830
10.277.3.10	set_gnss_synchro()	830
10.277.3.11	set_local_code()	830
10.277.3.12	set_state()	831
10.277.3.13	set_threshold()	831
10.278	pcps_acquisition_fpga Class Reference	831
10.278.1	Detailed Description	832
10.278.2	Constructor & Destructor Documentation	832
10.278.2.1	~pcps_acquisition_fpga()	832
10.278.3	Member Function Documentation	833
10.278.3.1	init()	833
10.278.3.2	mag()	833
10.278.3.3	reset_acquisition()	833
10.278.3.4	set_active()	833
10.278.3.5	set_channel()	833
10.278.3.6	set_channel_fsm()	835
10.278.3.7	set_doppler_center()	835
10.278.3.8	set_doppler_max()	835
10.278.3.9	set_doppler_step()	836

10.278.3.1 0 set_gnss_synchro()	836
10.278.3.1 0 set_local_code()	836
10.278.3.1 0 set_state()	836
10.278.3.1 0 set_threshold()	837
10.278.3.1 0 stop_acquisition()	837
10.279 0 pcps_assisted_acquisition_cc Class Reference	837
10.279.1Detailed Description	838
10.279.2Constructor & Destructor Documentation	838
10.279.2.1~pcps_assisted_acquisition_cc()	839
10.279.3Member Function Documentation	839
10.279.3.1general_work()	839
10.279.3.2nit()	839
10.279.3.3mag()	839
10.279.3.4 0 set_active()	839
10.279.3.5set_channel()	840
10.279.3.6set_channel_fsm()	840
10.279.3.7set_doppler_max()	840
10.279.3.8set_doppler_step()	841
10.279.3.9set_gnss_synchro()	841
10.279.3.1 0 set_local_code()	841
10.279.3.1 0 set_threshold()	841
10.280 0 pcps_cccwsr_acquisition_cc Class Reference	842
10.280.1Detailed Description	843
10.280.2Constructor & Destructor Documentation	843
10.280.2.1~pcps_cccwsr_acquisition_cc()	843
10.280.3Member Function Documentation	843
10.280.3.1general_work()	843
10.280.3.2nit()	843
10.280.3.3mag()	844
10.280.3.4 0 set_active()	844

10.280.3.5	set_channel()	844
10.280.3.6	set_channel_fsm()	844
10.280.3.7	set_doppler_max()	845
10.280.3.8	set_doppler_step()	845
10.280.3.9	set_gnss_synchro()	845
10.280.3.10	set_local_code()	845
10.280.3.11	set_state()	846
10.280.3.12	set_threshold()	846
10.280	pcps_openc1_acquisition_cc Class Reference	846
10.281.1	Detailed Description	848
10.281.2	Constructor & Destructor Documentation	848
10.281.2.1	~pcps_openc1_acquisition_cc()	848
10.281.3	Member Function Documentation	848
10.281.3.1	general_work()	848
10.281.3.2	nit()	848
10.281.3.3	mag()	848
10.281.3.4	set_active()	848
10.281.3.5	set_channel()	849
10.281.3.6	set_channel_fsm()	849
10.281.3.7	set_doppler_max()	849
10.281.3.8	set_doppler_step()	850
10.281.3.9	set_gnss_synchro()	850
10.281.3.10	set_local_code()	850
10.281.3.11	set_state()	850
10.281.3.12	set_threshold()	852
10.280	pcps_quicksync_acquisition_cc Class Reference	852
10.282.1	Detailed Description	853
10.282.2	Constructor & Destructor Documentation	853
10.282.2.1	~pcps_quicksync_acquisition_cc()	853
10.282.3	Member Function Documentation	854

10.282.3.1	general_work()	854
10.282.3.2	nit()	854
10.282.3.3	mag()	854
10.282.3.4	set_active()	854
10.282.3.5	set_channel()	855
10.282.3.6	set_channel_fsm()	855
10.282.3.7	set_doppler_max()	855
10.282.3.8	set_doppler_step()	855
10.282.3.9	set_gnss_synchro()	856
10.282.3.10	set_local_code()	856
10.282.3.11	set_state()	856
10.282.3.12	set_threshold()	857
10.283	pcps_tong_acquisition_cc Class Reference	857
10.283.1	Detailed Description	858
10.283.2	Constructor & Destructor Documentation	858
10.283.2.1	~pcps_tong_acquisition_cc()	858
10.283.3	Member Function Documentation	858
10.283.3.1	general_work()	859
10.283.3.2	nit()	859
10.283.3.3	mag()	859
10.283.3.4	set_active()	859
10.283.3.5	set_channel()	859
10.283.3.6	set_channel_fsm()	860
10.283.3.7	set_doppler_max()	860
10.283.3.8	set_doppler_step()	860
10.283.3.9	set_gnss_synchro()	861
10.283.3.10	set_local_code()	861
10.283.3.11	set_state()	861
10.283.3.12	set_threshold()	861
10.284	pcpsconf_fpga_t Struct Reference	862

10.284.1 Detailed Description	862
10.285.1 cv_t Struct Reference	862
10.285.1 Detailed Description	863
10.286.1 cvs_t Struct Reference	863
10.286.1 Detailed Description	863
10.287.1 eph_t Struct Reference	863
10.287.1 Detailed Description	863
10.288.1 lutosdrSignalSource Class Reference	864
10.288.1 Detailed Description	864
10.289.1 ppcorr_t Struct Reference	864
10.289.1 Detailed Description	865
10.290.1 prcopt_t Struct Reference	865
10.290.1 Detailed Description	866
10.291.1 pulse_blanking_cc Class Reference	866
10.291.1 Detailed Description	866
10.292.1 PulseBlankingFilter Class Reference	867
10.292.1 Detailed Description	867
10.292.2 Member Function Documentation	867
10.292.2.1 implementation()	867
10.293.1 Pvt_Conf Class Reference	868
10.293.1 Detailed Description	869
10.294.1 Pvt_Solution Class Reference	869
10.294.1 Detailed Description	870
10.294.2 Member Function Documentation	870
10.294.2.1 get_avg_height()	871
10.294.2.2 get_avg_latitude()	871
10.294.2.3 get_avg_longitude()	871
10.294.2.4 get_clock_drift_ppm()	871
10.294.2.5 get_course_over_ground()	871
10.294.2.6 get_height()	871

10.294.2.7	get_latitude()	872
10.294.2.8	get_longitude()	872
10.294.2.9	get_num_valid_observations()	872
10.294.2.10	get_speed_over_ground()	872
10.294.2.11	get_time_offset_s()	872
10.294.2.12	set_averaging_depth()	872
10.294.2.13	set_clock_drift_ppm()	873
10.294.2.14	set_course_over_ground()	873
10.294.2.15	set_num_valid_observations()	873
10.294.2.16	set_pre_2009_file()	873
10.294.2.17	set_rx_pos()	873
10.294.2.18	set_rx_vel()	873
10.294.2.19	set_speed_over_ground()	874
10.294.2.20	set_time_offset_s()	874
10.295	EvtInterface Class Reference	874
10.295.1	Detailed Description	875
10.296	Raw_t Struct Reference	875
10.296.1	Detailed Description	876
10.297	RawArraySignalSource Class Reference	876
10.297.1	Detailed Description	876
10.298	ReedSolomon Class Reference	877
10.298.1	Detailed Description	877
10.298.2	Constructor & Destructor Documentation	877
10.298.2.1	ReedSolomon() [1/2]	877
10.298.2.2	ReedSolomon() [2/2]	878
10.298.3	Member Function Documentation	878
10.298.3.1	decode()	878
10.298.3.2	encode_with_generator_matrix()	879
10.298.3.3	encode_with_generator_poly()	879
10.299	Rinex_Printer Class Reference	879

10.299.1Detailed Description	880
10.299.2Constructor & Destructor Documentation	880
10.299.2.1Rinex_Printer()	880
10.299.2.2~Rinex_Printer()	880
10.299.3Member Function Documentation	880
10.299.3.1get_navfilename()	881
10.299.3.2get_obsfilename()	881
10.299.3.3s_rinex_header_written()	881
10.299.3.4log_rinex_nav_bds_dnav()	881
10.299.3.5log_rinex_nav_gal_nav()	881
10.299.3.6log_rinex_nav_glo_gnav()	882
10.299.3.7log_rinex_nav_gps_cnav()	882
10.299.3.8log_rinex_nav_gps_nav()	882
10.299.3.9print_rinex_annotation()	882
10.299.3.10set_pre_2009_file()	884
10.300Rtcm Class Reference	884
10.300.1Detailed Description	887
10.300.2Constructor & Destructor Documentation	887
10.300.2.1Rtcm()	887
10.300.3Member Function Documentation	887
10.300.3.1bin_to_binary_data()	887
10.300.3.2bin_to_double()	888
10.300.3.3bin_to_hex()	888
10.300.3.4bin_to_uint()	888
10.300.3.5binary_data_to_bin()	888
10.300.3.6check_CRC()	888
10.300.3.7hex_to_bin()	888
10.300.3.8hex_to_int()	889
10.300.3.9hex_to_uint()	889
10.300.3.10is_server_running()	889

10.300.3.11lock_time() [1/4]	889
10.300.3.12lock_time() [2/4]	889
10.300.3.13lock_time() [3/4]	890
10.300.3.14lock_time() [4/4]	890
10.300.3.15print_MSM_1()	890
10.300.3.16print_MSM_2()	891
10.300.3.17print_MSM_3()	891
10.300.3.18print_MSM_4()	891
10.300.3.19print_MSM_5()	892
10.300.3.20print_MSM_6()	892
10.300.3.21print_MSM_7()	892
10.300.3.22print_MT1001()	893
10.300.3.23print_MT1002()	893
10.300.3.24print_MT1003()	893
10.300.3.25print_MT1004()	893
10.300.3.26print_MT1005()	894
10.300.3.27print_MT1005_test()	894
10.300.3.28print_MT1006()	894
10.300.3.29print_MT1008()	894
10.300.3.30print_MT1009()	895
10.300.3.31print_MT1010()	895
10.300.3.32print_MT1011()	896
10.300.3.33print_MT1012()	896
10.300.3.34print_MT1019()	897
10.300.3.35print_MT1020()	897
10.300.3.36print_MT1029()	897
10.300.3.37print_MT1045()	898
10.300.3.38read_MT1005()	898
10.300.3.39read_MT1019()	898
10.300.3.40read_MT1020()	898

10.300.3.4	read_MT1045()	899
10.300.3.42	in_server()	899
10.300.3.43	send_message()	899
10.300.3.44	stop_server()	899
10.301	Rtcm_Printer Class Reference	900
10.301.1	Detailed Description	900
10.301.2	Constructor & Destructor Documentation	900
10.301.2.1	Rtcm_Printer()	900
10.301.2.2	~Rtcm_Printer()	901
10.301.3	Member Function Documentation	901
10.301.3.1	lock_time()	901
10.301.3.2	print_MT1005_test()	901
10.301.3.3	Print_Rtcm_Messages()	902
10.302	Rtcm_t Struct Reference	902
10.302.1	Detailed Description	903
10.303	Rtk_t Struct Reference	903
10.303.1	Detailed Description	903
10.304	Rtklib_Pvt Class Reference	903
10.304.1	Detailed Description	904
10.304.2	Member Function Documentation	905
10.304.2.1	implementation()	906
10.304.2.2	item_size()	906
10.305	Rtklib_pvt_gs Class Reference	906
10.305.1	Detailed Description	907
10.305.2	Constructor & Destructor Documentation	907
10.305.2.1	~rtklib_pvt_gs()	907
10.305.3	Member Function Documentation	907
10.305.3.1	clear_ephemeris()	908
10.305.3.2	get_beidou_dnav_almanac_map()	908
10.305.3.3	get_beidou_dnav_ephemeris_map()	908

10.305.3.4	get_galileo_almanac_map()	908
10.305.3.5	get_galileo_ephemeris_map()	908
10.305.3.6	get_gps_almanac_map()	908
10.305.3.7	get_gps_ephemeris_map()	909
10.305.3.8	get_latest_PVT()	909
10.305.3.9	work()	909
10.306	Rtklib_Solver Class Reference	909
10.306.1	Detailed Description	910
10.306.2	Member Data Documentation	910
10.306.2.1	beidou_dnav_ephemeris_map	911
10.306.2.2	galileo_ephemeris_map	911
10.306.2.3	glonass_gnav_almanac	911
10.306.2.4	glonass_gnav_ephemeris_map	911
10.306.2.5	glonass_gnav_utc_model	911
10.306.2.6	gps_cnav_ephemeris_map	912
10.306.2.7	gps_ephemeris_map	912
10.307	Rtklib_Solver_Dump_Reader Class Reference	912
10.307.1	Detailed Description	913
10.308	ksvr_t Struct Reference	913
10.308.1	Detailed Description	914
10.309	Rtl_Tcp_Dongle_Info Class Reference	914
10.309.1	Detailed Description	914
10.310	Rtl_tcp_signal_source_c Class Reference	914
10.310.1	Detailed Description	915
10.311	RtlTcpSignalSource Class Reference	915
10.311.1	Detailed Description	916
10.312	Rbas_Ephemeris Class Reference	916
10.312.1	Detailed Description	917
10.312.2	Member Data Documentation	917
10.312.2.1	b_sv_do_not_use	917

10.312.2.2d_acc	917
10.312.2.3d_af0	917
10.312.2.4d_af1	917
10.312.2.5d_pos	918
10.312.2.6d_tof	918
10.312.2.7d_vel	918
10.312.2.8_prn	918
10.312.2.9_sv_ura	918
10.312.2.10t0	919
10.313bas_l1_telemetry_decoder_gs Class Reference	919
10.313.1Detailed Description	919
10.313.2Member Function Documentation	920
10.313.2.1general_work()	920
10.313.2.2set_channel()	920
10.313.2.3set_satellite()	920
10.314basL1TelemetryDecoder Class Reference	920
10.314.1Detailed Description	921
10.314.2Member Function Documentation	921
10.314.2.1implementation()	921
10.315bs_t Struct Reference	921
10.315.1Detailed Description	922
10.316bsfcrr_t Struct Reference	922
10.316.1Detailed Description	922
10.317bsigp_t Struct Reference	922
10.317.1Detailed Description	922
10.318bsigpband_t Struct Reference	923
10.318.1Detailed Description	923
10.319bsion_t Struct Reference	923
10.319.1Detailed Description	923
10.320bslcorr_t Struct Reference	923

10.320.1Detailed Description	924
10.321bsmsg_t Struct Reference	924
10.321.1Detailed Description	924
10.322bssat_t Struct Reference	924
10.322.1Detailed Description	924
10.323bssatp_t Struct Reference	925
10.323.1Detailed Description	925
10.324dr_gnss_packet_t Struct Reference	925
10.324.1Detailed Description	925
10.325eph_t Struct Reference	926
10.325.1Detailed Description	926
10.326Serdes_Galileo_Eph Class Reference	926
10.326.1Detailed Description	926
10.326.2Member Function Documentation	926
10.326.2.1createProtobuffer()	926
10.326.2.2operator=() [1/2]	927
10.326.2.3operator=() [2/2]	927
10.326.2.4readProtobuffer()	927
10.327Serdes_Gnss_Synchro Class Reference	928
10.327.1Detailed Description	928
10.327.2Constructor & Destructor Documentation	928
10.327.2.1Serdes_Gnss_Synchro() [1/2]	928
10.327.2.2Serdes_Gnss_Synchro() [2/2]	928
10.327.3Member Function Documentation	929
10.327.3.1createProtobuffer()	929
10.327.3.2operator=() [1/2]	930
10.327.3.3operator=() [2/2]	930
10.327.3.4readProtobuffer()	930
10.328Serdes_Gps_Eph Class Reference	931
10.328.1Detailed Description	931

10.328.2	Member Function Documentation	931
10.328.2.1	createProtobuffer()	931
10.328.2.2	operator=() [1/2]	931
10.328.2.3	operator=() [2/2]	932
10.328.2.4	readProtobuffer()	932
10.329	Serdes_Monitor_Pvt Class Reference	932
10.329.1	Detailed Description	933
10.329.2	Member Function Documentation	933
10.329.2.1	createProtobuffer()	933
10.329.2.2	operator=() [1/2]	933
10.329.2.3	operator=() [2/2]	934
10.329.2.4	readProtobuffer()	934
10.330	Serdes_Nav_Message Class Reference	934
10.330.1	Detailed Description	934
10.330.2	Constructor & Destructor Documentation	935
10.330.2.1	Serdes_Nav_Message() [1/2]	935
10.330.2.2	Serdes_Nav_Message() [2/2]	935
10.330.3	Member Function Documentation	935
10.330.3.1	createProtobuffer()	935
10.330.3.2	operator=() [1/2]	935
10.330.3.3	operator=() [2/2]	936
10.330.3.4	readProtobuffer()	936
10.331	serial_t Struct Reference	936
10.331.1	Detailed Description	936
10.332	short_x2_to_cshort Class Reference	937
10.332.1	Detailed Description	937
10.333	signal_generator_c Class Reference	937
10.333.1	Detailed Description	938
10.333.2	Friends And Related Function Documentation	938
10.333.2.1	signal_make_generator_c	938

10.334	SignalConditioner Class Reference	939
10.334.1	Detailed Description	939
10.334.2	Constructor & Destructor Documentation	939
10.334.2.1	SignalConditioner()	940
10.334.2.2	~SignalConditioner()	940
10.334.3	Member Function Documentation	940
10.334.3.1	implementation()	940
10.335	SignalGenerator Class Reference	940
10.335.1	Detailed Description	941
10.335.2	Member Function Documentation	941
10.335.2.1	implementation()	941
10.336	SignalSourceBase Class Reference	942
10.336.1	Detailed Description	942
10.336.2	Constructor & Destructor Documentation	942
10.336.2.1	SignalSourceBase()	943
10.337	SignalSourceInterface Class Reference	943
10.337.1	Detailed Description	944
10.338	nrmask_t Struct Reference	944
10.338.1	Detailed Description	944
10.339	ol_t Struct Reference	944
10.339.1	Detailed Description	945
10.340	olbuf_t Struct Reference	945
10.340.1	Detailed Description	945
10.341	olopt_t Struct Reference	945
10.341.1	Detailed Description	946
10.342	olstat_t Struct Reference	946
10.342.1	Detailed Description	946
10.343	olstatbuf_t Struct Reference	946
10.343.1	Detailed Description	946
10.344	Spirent_Motion_Csv_Dump_Reader Class Reference	947

10.344.1 Detailed Description	948
10.345.1 SpirFileSignalSource Class Reference	948
10.345.1.1 Detailed Description	948
10.345.2 Member Function Documentation	949
10.345.2.1 itemTypeToSize()	949
10.345.2.2 source()	949
10.346.1 SpirGSS6450FileSignalSource Class Reference	949
10.346.1.1 Detailed Description	950
10.347.1 sat_t Struct Reference	950
10.347.1.1 Detailed Description	951
10.348.1 sr_t Struct Reference	951
10.348.1.1 Detailed Description	951
10.349.1 ta_t Struct Reference	951
10.349.1.1 Detailed Description	952
10.350.1 tec_t Struct Reference	952
10.350.1.1 Detailed Description	952
10.351.1 stream_cfg Struct Reference	952
10.351.1.1 Detailed Description	952
10.352.1 stream_t Struct Reference	953
10.352.1.1 Detailed Description	953
10.353.1 StringConverter Class Reference	953
10.353.1.1 Detailed Description	954
10.354.1 cp_Communication Class Reference	954
10.354.1.1 Detailed Description	954
10.355.1 cp_Packet_Data Class Reference	954
10.355.1.1 Detailed Description	955
10.356.1 cp_t Struct Reference	955
10.356.1.1 Detailed Description	955
10.357.1 cpcli_t Struct Reference	955
10.357.1.1 Detailed Description	955

10.358	CpCmdInterface Class Reference	956
10.358.1	Detailed Description	956
10.358.2	Member Function Documentation	956
10.358.2.1	get_LLH()	956
10.358.2.2	get_utc_time()	956
10.359	cpsvr_t Struct Reference	956
10.359.1	Detailed Description	957
10.360	ec_t Struct Reference	957
10.360.1	Detailed Description	957
10.361	TelemetryDecoderInterface Class Reference	957
10.361.1	Detailed Description	958
10.362	e_t Struct Reference	959
10.362.1	Detailed Description	959
10.363	ed_t Struct Reference	959
10.363.1	Detailed Description	959
10.364	Im_Conf Class Reference	960
10.364.1	Detailed Description	960
10.365	Im_CRC_Stats Class Reference	960
10.365.1	Detailed Description	960
10.365.2	Member Function Documentation	961
10.365.2.1	initialize()	961
10.365.2.2	set_channel()	961
10.365.2.3	update_CRC_stats()	961
10.366	Im_Dump_Reader Class Reference	961
10.366.1	Detailed Description	962
10.367	Tracking_2nd_DLL_filter Class Reference	962
10.367.1	Detailed Description	962
10.367.2	Member Function Documentation	962
10.367.2.1	get_code_nco()	962
10.367.2.2	initialize()	963

10.367.2.3set_DLL_BW()	963
10.367.2.4set_pdi()	963
10.368Tracking_2nd_PLL_filter Class Reference	963
10.368.1Detailed Description	964
10.368.2Member Function Documentation	964
10.368.2.1set_pdi()	964
10.368.2.2set_PLL_BW()	964
10.369Tracking_Dump_Reader Class Reference	964
10.369.1Detailed Description	965
10.370Tracking_FLL_PLL_filter Class Reference	965
10.370.1Detailed Description	966
10.371Tracking_loop_filter Class Reference	966
10.371.1Detailed Description	966
10.371.2Constructor & Destructor Documentation	966
10.371.2.1Tracking_loop_filter()	967
10.371.3Member Function Documentation	967
10.371.3.1operator=()	967
10.372Tracking_True_Obs_Reader Class Reference	967
10.372.1Detailed Description	967
10.373TrackingCmd Class Reference	968
10.373.1Detailed Description	968
10.374TrackingInterface Class Reference	968
10.374.1Detailed Description	969
10.375rop_t Struct Reference	969
10.375.1Detailed Description	969
10.376True_Observables_Reader Class Reference	969
10.376.1Detailed Description	970
10.377TwoBitCpxFileSignalSource Class Reference	970
10.377.1Detailed Description	971
10.377.2Member Function Documentation	971

10.377.2.1itemTypeToSize()	971
10.377.2.2packetsPerSample()	971
10.377.2.3source()	972
10.378TwoBitPackedFileSignalSource Class Reference	972
10.378.1Detailed Description	973
10.378.2Member Function Documentation	973
10.378.2.1itemTypeToSize()	973
10.378.2.2packetsPerSample()	973
10.378.2.3source()	973
10.379JhdSignalSource Class Reference	974
10.379.1Detailed Description	974
10.380Inpack_2bit_samples Class Reference	974
10.380.1Detailed Description	975
10.381Inpack_byte_2bit_cpx_samples Class Reference	975
10.381.1Detailed Description	976
10.382Inpack_byte_2bit_samples Class Reference	976
10.382.1Detailed Description	976
10.383Inpack_byte_4bit_samples Class Reference	977
10.383.1Detailed Description	977
10.384Inpack_intspir_1bit_samples Class Reference	977
10.384.1Detailed Description	978
10.385Inpack_spir_gss6450_samples Class Reference	978
10.385.1Detailed Description	978
10.386InscentedFilter Class Reference	979
10.386.1Detailed Description	979
10.387url_t Struct Reference	979
10.387.1Detailed Description	979
10.38827_decision_t Struct Reference	979
10.388.1Detailed Description	980
10.38927_poly_t Struct Reference	980

10.389.1 Detailed Description	980
10.390.1 Struct Reference	980
10.390.1 Detailed Description	980
10.391 Viterbi_Decoder Class Reference	981
10.391.1 Detailed Description	981
10.391.2 Constructor & Destructor Documentation	981
10.391.2.1 Viterbi_Decoder()	981
10.391.3 Member Function Documentation	981
10.391.3.1 decode()	982
10.391.3.2 reset()	982
10.392 Viterbi_Decoder_Sbas Class Reference	982
10.392.1 Detailed Description	982
10.392.2 Member Function Documentation	983
10.392.2.1 decode_block()	983
11 File Documentation	985
11.1 acq_conf.h File Reference	985
11.1.1 Detailed Description	985
11.2 acquisition_dump_reader.h File Reference	985
11.2.1 Detailed Description	986
11.3 acquisition_interface.h File Reference	986
11.3.1 Detailed Description	986
11.4 acquisition_msg_rx.h File Reference	987
11.4.1 Detailed Description	987
11.5 ad9361_fpga_signal_source.h File Reference	987
11.5.1 Detailed Description	988
11.6 ad9361_manager.h File Reference	988
11.6.1 Detailed Description	989
11.7 agnss_ref_location.h File Reference	989
11.7.1 Detailed Description	990
11.8 agnss_ref_time.h File Reference	990

11.8.1 Detailed Description	990
11.9 an_packet_printer.h File Reference	991
11.9.1 Detailed Description	991
11.10 array_signal_conditioner.h File Reference	991
11.10.1 Detailed Description	992
11.11 bayesian_estimation.h File Reference	992
11.11.1 Detailed Description	992
11.12 beamformer.h File Reference	993
11.12.1 Detailed Description	993
11.13 beamformer_filter.h File Reference	993
11.13.1 Detailed Description	994
11.14 Beidou_B1I.h File Reference	994
11.14.1 Detailed Description	995
11.15 beidou_b1i_dll_pll_tracking.h File Reference	995
11.15.1 Detailed Description	995
11.16 beidou_b1i_pcps_acquisition.h File Reference	996
11.16.1 Detailed Description	996
11.17 beidou_b1i_signal_replica.h File Reference	996
11.17.1 Detailed Description	997
11.18 beidou_b1i_telemetry_decoder.h File Reference	997
11.18.1 Detailed Description	997
11.19 beidou_b1i_telemetry_decoder_gs.h File Reference	998
11.19.1 Detailed Description	998
11.20 Beidou_B3I.h File Reference	999
11.20.1 Detailed Description	999
11.21 beidou_b3i_dll_pll_tracking.h File Reference	1000
11.21.1 Detailed Description	1000
11.22 beidou_b3i_pcps_acquisition.h File Reference	1000
11.22.1 Detailed Description	1001
11.23 beidou_b3i_signal_replica.h File Reference	1001

11.23.1 Detailed Description	1001
11.24beidou_b3i_telemetry_decoder.h File Reference	1002
11.24.1 Detailed Description	1002
11.25beidou_b3i_telemetry_decoder_gs.h File Reference	1002
11.25.1 Detailed Description	1003
11.26Beidou_DNAV.h File Reference	1003
11.26.1 Detailed Description	1007
11.27beidou_dnav_almanac.h File Reference	1008
11.27.1 Detailed Description	1008
11.28beidou_dnav_ephemeris.h File Reference	1008
11.28.1 Detailed Description	1008
11.29beidou_dnav_iono.h File Reference	1009
11.29.1 Detailed Description	1009
11.30beidou_dnav_navigation_message.h File Reference	1009
11.30.1 Detailed Description	1010
11.31beidou_dnav_utc_model.h File Reference	1010
11.31.1 Detailed Description	1010
11.32bits.h File Reference	1010
11.32.1 Detailed Description	1011
11.33byte_to_short.h File Reference	1011
11.33.1 Detailed Description	1012
11.34byte_x2_to_complex_byte.h File Reference	1012
11.34.1 Detailed Description	1012
11.35channel.h File Reference	1013
11.35.1 Detailed Description	1013
11.36channel_event.h File Reference	1013
11.36.1 Detailed Description	1014
11.37channel_fsm.h File Reference	1014
11.37.1 Detailed Description	1014
11.38channel_interface.h File Reference	1015

11.38.1 Detailed Description	1015
11.39channel_msg_receiver_cc.h File Reference	1015
11.39.1 Detailed Description	1016
11.40channel_status_msg_receiver.h File Reference	1016
11.40.1 Detailed Description	1017
11.41cIFFT.h File Reference	1017
11.41.1 Detailed Description	1018
11.42cnav_msg.h File Reference	1018
11.42.1 Detailed Description	1018
11.43command_event.h File Reference	1019
11.43.1 Detailed Description	1019
11.44complex_byte_to_float_x2.h File Reference	1019
11.44.1 Detailed Description	1020
11.45complex_float_to_complex_byte.h File Reference	1020
11.45.1 Detailed Description	1021
11.46concurrent_map.h File Reference	1021
11.46.1 Detailed Description	1021
11.47concurrent_queue.h File Reference	1021
11.47.1 Detailed Description	1022
11.48configuration_interface.h File Reference	1022
11.48.1 Detailed Description	1022
11.49conjugate_cc.h File Reference	1023
11.49.1 Detailed Description	1023
11.50conjugate_ic.h File Reference	1023
11.50.1 Detailed Description	1024
11.51conjugate_sc.h File Reference	1024
11.51.1 Detailed Description	1025
11.52control_thread.h File Reference	1025
11.52.1 Detailed Description	1025
11.53cpu_multicorrelator.h File Reference	1026

11.53.1 Detailed Description	1026
11.54cpu_multicorrelator_16sc.h File Reference	1026
11.54.1 Detailed Description	1026
11.55cpu_multicorrelator_real_codes.h File Reference	1027
11.55.1 Detailed Description	1027
11.56cshort_to_float_x2.h File Reference	1027
11.56.1 Detailed Description	1028
11.57cuda_multicorrelator.h File Reference	1028
11.57.1 Detailed Description	1028
11.58custom_udp_signal_source.h File Reference	1029
11.58.1 Detailed Description	1029
11.59direct_resampler_conditioner.h File Reference	1029
11.59.1 Detailed Description	1030
11.60direct_resampler_conditioner_cb.h File Reference	1030
11.60.1 Detailed Description	1030
11.61direct_resampler_conditioner_cc.h File Reference	1031
11.61.1 Detailed Description	1031
11.62direct_resampler_conditioner_cs.h File Reference	1031
11.62.1 Detailed Description	1032
11.63display.h File Reference	1032
11.63.1 Detailed Description	1033
11.64dll_pll_conf.h File Reference	1033
11.64.1 Detailed Description	1033
11.65dll_pll_conf_fpga.h File Reference	1033
11.65.1 Detailed Description	1034
11.66dll_pll_veml_tracking.h File Reference	1034
11.66.1 Detailed Description	1035
11.67dll_pll_veml_tracking_fpga.h File Reference	1035
11.67.1 Detailed Description	1036
11.68edc.h File Reference	1036

11.68.1 Detailed Description	1036
11.69exponential_smoother.h File Reference	1037
11.69.1 Detailed Description	1037
11.70fec.h File Reference	1037
11.70.1 Detailed Description	1038
11.71fft_base_kernels.h File Reference	1038
11.71.1 Detailed Description	1038
11.72fft_internal.h File Reference	1038
11.72.1 Detailed Description	1039
11.73fifo_reader.h File Reference	1039
11.73.1 Detailed Description	1039
11.74fifo_signal_source.h File Reference	1040
11.74.1 Detailed Description	1040
11.75file_configuration.h File Reference	1040
11.75.1 Detailed Description	1041
11.76file_signal_source.h File Reference	1041
11.76.1 Detailed Description	1041
11.77file_source_base.h File Reference	1042
11.77.1 Detailed Description	1042
11.78file_timestamp_signal_source.h File Reference	1042
11.78.1 Detailed Description	1043
11.79fir_filter.h File Reference	1043
11.79.1 Detailed Description	1043
11.80flexiband_signal_source.h File Reference	1044
11.80.1 Detailed Description	1044
11.81fmcomms2_signal_source.h File Reference	1044
11.81.1 Detailed Description	1045
11.82fpga_acquisition.h File Reference	1045
11.82.1 Detailed Description	1045
11.83fpga_buffer_monitor.h File Reference	1046

11.83.1 Detailed Description	1046
11.84fpga_dynamic_bit_selection.h File Reference	1046
11.84.1 Detailed Description	1047
11.85fpga_multicorrelator.h File Reference	1047
11.85.1 Detailed Description	1047
11.86fpga_switch.h File Reference	1047
11.86.1 Detailed Description	1048
11.87freq_xlating_fir_filter.h File Reference	1048
11.87.1 Detailed Description	1048
11.88front_end_cal.h File Reference	1049
11.88.1 Detailed Description	1049
11.89galileo_almanac.h File Reference	1049
11.89.1 Detailed Description	1049
11.90galileo_almanac_helper.h File Reference	1050
11.90.1 Detailed Description	1050
11.91Galileo_CNAV.h File Reference	1050
11.91.1 Detailed Description	1052
11.92galileo_cnav_message.h File Reference	1052
11.92.1 Detailed Description	1052
11.93Galileo_E1.h File Reference	1053
11.93.1 Detailed Description	1053
11.94galileo_e1_dll_pll_veml_tracking.h File Reference	1054
11.94.1 Detailed Description	1054
11.95galileo_e1_dll_pll_veml_tracking_fpga.h File Reference	1054
11.95.1 Detailed Description	1055
11.96galileo_e1_pcps_8ms_ambiguous_acquisition.h File Reference	1055
11.96.1 Detailed Description	1055
11.97galileo_e1_pcps_ambiguous_acquisition.h File Reference	1056
11.97.1 Detailed Description	1056
11.98galileo_e1_pcps_ambiguous_acquisition_fpga.h File Reference	1056

11.98.1 Detailed Description	1057
11.99galileo_e1_pcps_cccwsr_ambiguous_acquisition.h File Reference	1057
11.99.1 Detailed Description	1057
11.100galileo_e1_pcps_quicksync_ambiguous_acquisition.h File Reference	1057
11.100.1 Detailed Description	1058
11.100galileo_e1_pcps_tong_ambiguous_acquisition.h File Reference	1058
11.101.1 Detailed Description	1058
11.102galileo_e1_signal_replica.h File Reference	1059
11.102.1 Detailed Description	1059
11.103galileo_e1_tcp_connector_tracking.h File Reference	1059
11.103.1 Detailed Description	1060
11.104galileo_e1_tcp_connector_tracking_cc.h File Reference	1060
11.104.1 Detailed Description	1061
11.105galileo_e1b_telemetry_decoder.h File Reference	1061
11.105.1 Detailed Description	1061
11.106galileo_e5_signal_replica.h File Reference	1062
11.106.1 Detailed Description	1062
11.107galileo_E5a.h File Reference	1062
11.107.1 Detailed Description	1064
11.108galileo_e5a_dll_pll_tracking.h File Reference	1064
11.108.1 Detailed Description	1064
11.109galileo_e5a_dll_pll_tracking_fpga.h File Reference	1064
11.109.1 Detailed Description	1065
11.110galileo_e5a_noncoherent_iq_acquisition_caf.h File Reference	1065
11.110.1 Detailed Description	1065
11.111galileo_e5a_noncoherent_iq_acquisition_caf_cc.h File Reference	1066
11.111.1 Detailed Description	1066
11.112galileo_e5a_pcps_acquisition.h File Reference	1067
11.112.1 Detailed Description	1067
11.113galileo_e5a_pcps_acquisition_fpga.h File Reference	1067

11.113. Detailed Description	1068
11.114. galileo_e5a_telemetry_decoder.h File Reference	1068
11.114. Detailed Description	1068
11.115. Galileo_E5b.h File Reference	1069
11.115. Detailed Description	1070
11.116. galileo_e5b_dll_pll_tracking.h File Reference	1070
11.116. Detailed Description	1070
11.117. galileo_e5b_pcps_acquisition.h File Reference	1071
11.117. Detailed Description	1071
11.118. galileo_e5b_pcps_acquisition_fpga.h File Reference	1071
11.118. Detailed Description	1072
11.119. galileo_e5b_telemetry_decoder.h File Reference	1072
11.119. Detailed Description	1072
11.120. Galileo_E6.h File Reference	1073
11.120. Detailed Description	1073
11.121. galileo_e6_dll_pll_tracking.h File Reference	1074
11.121. Detailed Description	1074
11.122. galileo_e6_has_msg_receiver.h File Reference	1074
11.122. Detailed Description	1075
11.123. galileo_e6_pcps_acquisition.h File Reference	1075
11.123. Detailed Description	1075
11.124. galileo_e6_signal_replica.h File Reference	1076
11.124. Detailed Description	1076
11.125. galileo_e6_telemetry_decoder.h File Reference	1077
11.125. Detailed Description	1077
11.126. galileo_ephemeris.h File Reference	1077
11.126. Detailed Description	1078
11.127. Galileo_FNAV.h File Reference	1078
11.127. Detailed Description	1081
11.128. galileo_fnav_message.h File Reference	1081

11.128. Detailed Description	1081
11.129. galileo_has_data.h File Reference	1082
11.129. Detailed Description	1082
11.130. galileo_has_page.h File Reference	1082
11.130. Detailed Description	1083
11.131. Galileo_INAV.h File Reference	1083
11.131. Detailed Description	1087
11.132. galileo_inav_message.h File Reference	1088
11.132. Detailed Description	1088
11.133. galileo_iono.h File Reference	1088
11.133. Detailed Description	1089
11.134. galileo_pcps_8ms_acquisition_cc.h File Reference	1089
11.134. Detailed Description	1090
11.135. galileo_reduced_ced.h File Reference	1090
11.135. Detailed Description	1090
11.136. galileo_telemetry_decoder_gs.h File Reference	1091
11.136. Detailed Description	1091
11.137. galileo_utc_model.h File Reference	1092
11.137. Detailed Description	1092
11.138. gen_signal_source.h File Reference	1092
11.138. Detailed Description	1093
11.139. geofunctions.h File Reference	1093
11.139. Detailed Description	1094
11.140. geojson_printer.h File Reference	1094
11.140. Detailed Description	1094
11.141. lonass_gnav_almanac.h File Reference	1095
11.141. Detailed Description	1095
11.142. lonass_gnav_ephemeris.h File Reference	1095
11.142. Detailed Description	1096
11.143. lonass_gnav_navigation_message.h File Reference	1096

11.143. Detailed Description	1096
11.144. lonass_gnav_utc_model.h File Reference	1097
11.144. Detailed Description	1097
11.145. lonass_l1_ca_dll_pll_c_aid_tracking.h File Reference	1097
11.145. Detailed Description	1098
11.146. lonass_l1_ca_dll_pll_c_aid_tracking_cc.h File Reference	1098
11.146. Detailed Description	1099
11.147. lonass_l1_ca_dll_pll_c_aid_tracking_sc.h File Reference	1099
11.147. Detailed Description	1100
11.148. lonass_l1_ca_dll_pll_tracking.h File Reference	1100
11.148. Detailed Description	1100
11.149. lonass_l1_ca_dll_pll_tracking_cc.h File Reference	1101
11.149. Detailed Description	1101
11.150. lonass_l1_ca_pcps_acquisition.h File Reference	1102
11.150. Detailed Description	1102
11.151. lonass_l1_ca_telemetry_decoder.h File Reference	1102
11.151. Detailed Description	1103
11.152. lonass_l1_ca_telemetry_decoder_gs.h File Reference	1103
11.152. Detailed Description	1104
11.153. LONASS_L1_L2_CA.h File Reference	1104
11.153. Detailed Description	1108
11.154. lonass_l2_ca_dll_pll_c_aid_tracking.h File Reference	1108
11.154. Detailed Description	1109
11.155. lonass_l2_ca_dll_pll_c_aid_tracking_cc.h File Reference	1109
11.155. Detailed Description	1110
11.156. lonass_l2_ca_dll_pll_c_aid_tracking_sc.h File Reference	1110
11.156. Detailed Description	1111
11.157. lonass_l2_ca_dll_pll_tracking.h File Reference	1111
11.157. Detailed Description	1111
11.158. lonass_l2_ca_dll_pll_tracking_cc.h File Reference	1112

11.158. Detailed Description	1112
11.159. lonass_l2_ca_pcps_acquisition.h File Reference	1113
11.159. Detailed Description	1113
11.160. lonass_l2_ca_telemetry_decoder.h File Reference	1113
11.160. Detailed Description	1114
11.161. lonass_l2_ca_telemetry_decoder_gs.h File Reference	1114
11.161. Detailed Description	1115
11.162. lonass_l2_signal_replica.h File Reference	1115
11.162. Detailed Description	1115
11.163. nmax_signal_source.h File Reference	1116
11.163. Detailed Description	1116
11.164. nss_almanac.h File Reference	1116
11.164. Detailed Description	1117
11.165. nss_block_factory.h File Reference	1117
11.165. Detailed Description	1117
11.166. nss_block_interface.h File Reference	1118
11.166. Detailed Description	1118
11.167. nss_circular_deque.h File Reference	1118
11.167. Detailed Description	1119
11.168. nss_ephemeris.h File Reference	1119
11.168. Detailed Description	1119
11.169. nss_flowgraph.h File Reference	1120
11.169. Detailed Description	1120
11.170. nss_frequencies.h File Reference	1120
11.170. Detailed Description	1121
11.171. nss_obs_codes.h File Reference	1121
11.171. Detailed Description	1124
11.172. nss_satellite.h File Reference	1124
11.172. Detailed Description	1125
11.173. nss_sdr_create_directory.h File Reference	1125

11.173. Detailed Description	1125
11.174. gnss_sdr_fft.h File Reference	1125
11.174. Detailed Description	1126
11.175. gnss_sdr_filesystem.h File Reference	1126
11.175. Detailed Description	1126
11.176. gnss_sdr_flags.h File Reference	1127
11.176. Detailed Description	1128
11.177. gnss_sdr_fpga_sample_counter.h File Reference	1128
11.177. Detailed Description	1128
11.178. gnss_sdr_make_unique.h File Reference	1129
11.178. Detailed Description	1129
11.179. gnss_sdr_sample_counter.h File Reference	1129
11.179. Detailed Description	1130
11.180. gnss_sdr_string_literals.h File Reference	1130
11.180. Detailed Description	1130
11.181. gnss_sdr_supl_client.h File Reference	1130
11.181. Detailed Description	1131
11.182. gnss_sdr_time_counter.h File Reference	1131
11.182. Detailed Description	1132
11.183. gnss_sdr_timestamp.h File Reference	1132
11.183. Detailed Description	1132
11.184. gnss_sdr_valve.h File Reference	1133
11.184. Detailed Description	1133
11.185. gnss_signal.h File Reference	1133
11.185. Detailed Description	1134
11.186. gnss_signal_replica.h File Reference	1134
11.186. Detailed Description	1135
11.187. gnss_synchro.h File Reference	1135
11.187. Detailed Description	1135
11.188. gnss_synchro_monitor.h File Reference	1135

11.188. Detailed Description	1136
11.189. gnss_synchro_udp_sink.h File Reference	1136
11.189. Detailed Description	1137
11.190. gnss_time.h File Reference	1137
11.190. Detailed Description	1137
11.191. gnuplot_i.h File Reference	1138
11.191. Detailed Description	1138
11.192. gps_acq_assist.h File Reference	1139
11.192. Detailed Description	1139
11.193. gps_almanac.h File Reference	1139
11.193. Detailed Description	1139
11.194. GPS_CNAV.h File Reference	1140
11.194. Detailed Description	1142
11.195. gps_cnav_ephemeris.h File Reference	1142
11.195. Detailed Description	1143
11.196. gps_cnav_iono.h File Reference	1143
11.196. Detailed Description	1143
11.197. gps_cnav_navigation_message.h File Reference	1143
11.197. Detailed Description	1144
11.198. gps_cnav_utc_model.h File Reference	1144
11.198. Detailed Description	1144
11.199. gps_ephemeris.h File Reference	1144
11.199. Detailed Description	1145
11.200. gps_iono.h File Reference	1145
11.200. Detailed Description	1145
11.201. GPS_L1_CA.h File Reference	1145
11.201. Detailed Description	1149
11.202. gps_l1_ca_dll_pll_tracking.h File Reference	1149
11.202. Detailed Description	1149
11.203. gps_l1_ca_dll_pll_tracking_fpga.h File Reference	1150

11.203. Detailed Description	1150
11.204. gps_l1_ca_dll_pll_tracking_gpu.h File Reference	1150
11.204. Detailed Description	1151
11.205. gps_l1_ca_dll_pll_tracking_gpu_cc.h File Reference	1151
11.205. Detailed Description	1152
11.206. gps_l1_ca_kf_tracking.h File Reference	1152
11.206. Detailed Description	1152
11.207. gps_l1_ca_kf_tracking_cc.h File Reference	1153
11.207. Detailed Description	1153
11.208. gps_l1_ca_kf_vtl_tracking.h File Reference	1154
11.208. Detailed Description	1154
11.209. gps_l1_ca_pcps_acquisition.h File Reference	1154
11.209. Detailed Description	1155
11.210. gps_l1_ca_pcps_acquisition_fine_doppler.h File Reference	1155
11.210. Detailed Description	1155
11.211. gps_l1_ca_pcps_acquisition_fpga.h File Reference	1156
11.211. Detailed Description	1156
11.212. gps_l1_ca_pcps_assisted_acquisition.h File Reference	1156
11.212. Detailed Description	1157
11.213. gps_l1_ca_pcps_opencl_acquisition.h File Reference	1157
11.213. Detailed Description	1157
11.214. gps_l1_ca_pcps_quicksync_acquisition.h File Reference	1158
11.214. Detailed Description	1158
11.215. gps_l1_ca_pcps_tong_acquisition.h File Reference	1158
11.215. Detailed Description	1159
11.216. gps_l1_ca_tcp_connector_tracking.h File Reference	1159
11.216. Detailed Description	1159
11.217. gps_l1_ca_tcp_connector_tracking_cc.h File Reference	1160
11.217. Detailed Description	1160
11.218. gps_l1_ca_telemetry_decoder.h File Reference	1161

11.218. Detailed Description	1161
11.219. gps_l1_ca_telemetry_decoder_gs.h File Reference	1161
11.219. Detailed Description	1162
11.220. gps_l2_m_dll_pll_tracking.h File Reference	1162
11.220. Detailed Description	1162
11.221. gps_l2_m_dll_pll_tracking_fpga.h File Reference	1163
11.221. Detailed Description	1163
11.222. gps_l2_m_pcps_acquisition.h File Reference	1163
11.222. Detailed Description	1164
11.223. gps_l2_m_pcps_acquisition_fpga.h File Reference	1164
11.223. Detailed Description	1164
11.224. GPS_L2C.h File Reference	1164
11.224. Detailed Description	1165
11.225. gps_l2c_signal_replica.h File Reference	1165
11.225. Detailed Description	1166
11.226. gps_l2c_telemetry_decoder.h File Reference	1166
11.226. Detailed Description	1166
11.227. gps_l2c_telemetry_decoder_gs.h File Reference	1167
11.227. Detailed Description	1167
11.228. GPS_L5.h File Reference	1168
11.228. Detailed Description	1169
11.229. gps_l5_dll_pll_tracking.h File Reference	1169
11.229. Detailed Description	1169
11.230. gps_l5_dll_pll_tracking_fpga.h File Reference	1169
11.230. Detailed Description	1170
11.231. gps_l5_signal_replica.h File Reference	1170
11.231. Detailed Description	1171
11.232. gps_l5_telemetry_decoder.h File Reference	1171
11.232. Detailed Description	1171
11.233. gps_l5_telemetry_decoder_gs.h File Reference	1172

11.233. Detailed Description	1172
11.234. gps_l5i_pcps_acquisition.h File Reference	1172
11.234. Detailed Description	1173
11.235. gps_l5i_pcps_acquisition_fpga.h File Reference	1173
11.235. Detailed Description	1173
11.236. gps_navigation_message.h File Reference	1174
11.236. Detailed Description	1174
11.237. gps_sdr_signal_replica.h File Reference	1174
11.237. Detailed Description	1175
11.238. gps_utc_model.h File Reference	1175
11.238. Detailed Description	1175
11.239. gpx_printer.h File Reference	1175
11.239. Detailed Description	1176
11.240. gr_complex_ip_packet_source.h File Reference	1176
11.240. Detailed Description	1176
11.241. has_simple_printer.h File Reference	1177
11.241. Detailed Description	1177
11.242. hybrid_observables.h File Reference	1177
11.242. Detailed Description	1178
11.243. hybrid_observables_gs.h File Reference	1178
11.243. Detailed Description	1179
11.244. byte_to_cbyte.h File Reference	1179
11.244. Detailed Description	1179
11.245. byte_to_complex.h File Reference	1179
11.245. Detailed Description	1180
11.246. byte_to_cshort.h File Reference	1180
11.246. Detailed Description	1180
11.247. h_memory_configuration.h File Reference	1181
11.247. Detailed Description	1181
11.248. hi.h File Reference	1181

11.248. Detailed Description	1182
11.249. NIReader.h File Reference	1182
11.249. Detailed Description	1182
11.250. Interleaved_byte_to_complex_byte.h File Reference	1183
11.250. Detailed Description	1183
11.251. Interleaved_byte_to_complex_short.h File Reference	1183
11.251. Detailed Description	1184
11.252. Interleaved_short_to_complex_short.h File Reference	1184
11.252. Detailed Description	1185
11.253. Short_to_complex.h File Reference	1185
11.253. Detailed Description	1185
11.254. Short_to_cshort.h File Reference	1185
11.254. Detailed Description	1186
11.255. Item_type_helpers.h File Reference	1186
11.255. Detailed Description	1186
11.256. Ml_printer.h File Reference	1187
11.256. Detailed Description	1187
11.257. Absat23_source.h File Reference	1187
11.257. Detailed Description	1188
11.258. Absat_signal_source.h File Reference	1188
11.258. Detailed Description	1188
11.259. Clock_detectors.h File Reference	1189
11.259. Detailed Description	1189
11.260. MATH_CONSTANTS.h File Reference	1189
11.260. Detailed Description	1193
11.261. Mmse_resampler_conditioner.h File Reference	1193
11.261. Detailed Description	1193
11.262. Monitor_ephemeris_udp_sink.h File Reference	1194
11.262. Detailed Description	1194
11.263. Monitor_pvt.h File Reference	1194

11.263. Detailed Description	1195
11.264. monitor_pvt_udp_sink.h File Reference	1195
11.264. Detailed Description	1195
11.265. multichannel_file_signal_source.h File Reference	1196
11.265. Detailed Description	1196
11.266. av_message_monitor.h File Reference	1196
11.266. Detailed Description	1197
11.267. av_message_packet.h File Reference	1197
11.267. Detailed Description	1197
11.268. av_message_udp_sink.h File Reference	1198
11.268. Detailed Description	1198
11.269. av_msg_udp_listener.h File Reference	1198
11.269. Detailed Description	1199
11.270. mea_printer.h File Reference	1199
11.270. Detailed Description	1199
11.271. nonlinear_tracking.h File Reference	1199
11.271. Detailed Description	1200
11.272. notch_cc.h File Reference	1200
11.272. Detailed Description	1201
11.273. notch_filter.h File Reference	1201
11.273. Detailed Description	1201
11.274. notch_filter_lite.h File Reference	1202
11.274. Detailed Description	1202
11.275. notch_lite_cc.h File Reference	1202
11.275. Detailed Description	1203
11.276. sr_file_signal_source.h File Reference	1203
11.276. Detailed Description	1203
11.277. obs_conf.h File Reference	1204
11.277. Detailed Description	1204
11.278. obsdiff_flags.h File Reference	1204

11.278. Detailed Description	1205
11.279. observable_tests_flags.h File Reference	1205
11.279. Detailed Description	1205
11.280. observables_dump_reader.h File Reference	1206
11.280. Detailed Description	1206
11.281. observables_interface.h File Reference	1206
11.281. Detailed Description	1206
11.282. smosdr_signal_source.h File Reference	1207
11.282. Detailed Description	1207
11.283. pass_through.h File Reference	1207
11.283. Detailed Description	1208
11.284. cps_acquisition.h File Reference	1208
11.284. Detailed Description	1209
11.285. cps_acquisition_fine_doppler_cc.h File Reference	1209
11.285. Detailed Description	1210
11.286. cps_acquisition_fpga.h File Reference	1210
11.286. Detailed Description	1211
11.287. cps_assisted_acquisition_cc.h File Reference	1211
11.287. Detailed Description	1212
11.288. cps_cccwsr_acquisition_cc.h File Reference	1212
11.288. Detailed Description	1213
11.289. cps_openc1_acquisition_cc.h File Reference	1213
11.289. Detailed Description	1214
11.290. cps_quicksync_acquisition_cc.h File Reference	1215
11.290. Detailed Description	1215
11.291. cps_tong_acquisition_cc.h File Reference	1216
11.291. Detailed Description	1217
11.292. plutosdr_signal_source.h File Reference	1217
11.292. Detailed Description	1218
11.293. position_test_flags.h File Reference	1218

11.293. Detailed Description	1219
11.294. pulse_blanking_cc.h File Reference	1219
11.294. Detailed Description	1219
11.295. pulse_blanking_filter.h File Reference	1220
11.295. Detailed Description	1220
11.296. pvt_conf.h File Reference	1220
11.296. Detailed Description	1220
11.297. pvt_interface.h File Reference	1221
11.297. Detailed Description	1221
11.298. pvt_solution.h File Reference	1221
11.298. Detailed Description	1222
11.299. raw_array_signal_source.h File Reference	1222
11.299. Detailed Description	1222
11.300. read_solomon.h File Reference	1222
11.300. Detailed Description	1223
11.301. rinex_printer.h File Reference	1223
11.301. Detailed Description	1224
11.302. rcm.h File Reference	1224
11.302. Detailed Description	1225
11.303. rcm_printer.h File Reference	1225
11.303. Detailed Description	1225
11.304. rklib.h File Reference	1226
11.304. Detailed Description	1235
11.305. rklib_conversions.h File Reference	1235
11.305. Detailed Description	1236
11.306. rklib_ephemeris.h File Reference	1236
11.306. Detailed Description	1237
11.307. rklib_ionex.h File Reference	1237
11.307. Detailed Description	1238
11.308. rklib_lambda.h File Reference	1238

11.308.1Detailed Description	1239
11.308.2Macro Definition Documentation	1239
11.308.2.1SWAP_LAMBDA	1240
11.309.klib_pntpos.h File Reference	1240
11.309.1bf estimated parameters	1241
11.309.2Detailed Description	1241
11.309.3Function Documentation	1241
11.309.3.1pntpos()	1242
11.309.4Variable Documentation	1242
11.309.4.1ERR_ION	1242
11.309.4.2ERR_TROP	1242
11.309.4.3MAXITR	1242
11.309.4.4NX	1243
11.309.5f estimated parameters	1243
11.310.klib_ppp.h File Reference	1243
11.310.1Detailed Description	1244
11.310.2Macro Definition Documentation	1245
11.310.2.1SWAP_D	1245
11.310.2.2SWAP_I	1245
11.311.klib_preceph.h File Reference	1245
11.311.1Detailed Description	1246
11.312.klib_pvt.h File Reference	1247
11.312.1Detailed Description	1247
11.313.klib_pvt_gs.h File Reference	1247
11.313.1Detailed Description	1248
11.314.klib_rtcn.h File Reference	1248
11.314.1Detailed Description	1249
11.315.klib_rtcn2.h File Reference	1249
11.315.1Detailed Description	1250
11.316.klib_rtcn3.h File Reference	1250

11.316.1	Detailed Description	1252
11.316.2	variable Documentation	1252
11.316.2.1	CODES_BDS	1252
11.316.2.2	CODES_GAL	1253
11.316.2.3	CODES_GLO	1253
11.316.2.4	CODES_GPS	1253
11.316.2.5	CODES_QZS	1254
11.316.2.6	CODES_SBS	1254
11.316.2.7	SSRUDINT	1254
11.317	rtklib_rtkcmn.h File Reference	1254
11.317.1	Detailed Description	1257
11.317.2	Macro Definition Documentation	1258
11.317.2.1	Rx	1258
11.317.2.2	Ry	1259
11.317.2.3	Rz	1259
11.318	rtklib_rtkpos.h File Reference	1259
11.318.1	Detailed Description	1261
11.319	rtklib_rtksvr.h File Reference	1261
11.319.1	Detailed Description	1262
11.319.2	variable Documentation	1263
11.319.2.1	PRCOPT_DEFAULT	1263
11.319.2.2	SOLOPT_DEFAULT	1263
11.320	rtklib_sbass.h File Reference	1263
11.320.1	Detailed Description	1264
11.320.2	variable Documentation	1265
11.320.2.1	IGPBAND1	1265
11.320.2.2	IGPBAND2	1266
11.321	rtklib_solution.h File Reference	1266
11.321.1	Detailed Description	1267
11.322	rtklib_solver.h File Reference	1268

11.322. Detailed Description	1268
11.323. klib_solver_dump_reader.h File Reference	1269
11.323. Detailed Description	1269
11.324. klib_stream.h File Reference	1269
11.324. Detailed Description	1271
11.325. klib_tides.h File Reference	1272
11.325. Detailed Description	1272
11.326. l_tcp_commands.h File Reference	1273
11.326. Detailed Description	1273
11.327. l_tcp_dongle_info.h File Reference	1273
11.327. Detailed Description	1274
11.328. l_tcp_signal_source.h File Reference	1274
11.328. Detailed Description	1274
11.329. l_tcp_signal_source_c.h File Reference	1275
11.329. Detailed Description	1275
11.330. bas_ephemeris.h File Reference	1276
11.330. Detailed Description	1276
11.331. bas_l1_telemetry_decoder.h File Reference	1276
11.331. Detailed Description	1277
11.332. bas_l1_telemetry_decoder_gs.h File Reference	1277
11.332. Detailed Description	1278
11.333. erdes_galileo_eph.h File Reference	1278
11.333. Detailed Description	1278
11.334. erdes_gnss_synchro.h File Reference	1278
11.334. Detailed Description	1279
11.335. erdes_gps_eph.h File Reference	1279
11.335. Detailed Description	1279
11.336. erdes_monitor_pvt.h File Reference	1280
11.336. Detailed Description	1280
11.337. erdes_nav_message.h File Reference	1280

11.337. Detailed Description	1281
11.338. short_x2_to_cshort.h File Reference	1281
11.338. Detailed Description	1281
11.339. signal_conditioner.h File Reference	1282
11.339. Detailed Description	1282
11.340. signal_generator.h File Reference	1282
11.340. Detailed Description	1283
11.341. signal_generator_c.h File Reference	1283
11.341. Detailed Description	1283
11.341.2. Function Documentation	1284
11.341.2.1. signal_make_generator_c()	1284
11.342. signal_generator_flags.h File Reference	1284
11.342. Detailed Description	1285
11.343. signal_source_base.h File Reference	1285
11.343. Detailed Description	1285
11.344. pir_file_signal_source.h File Reference	1285
11.344. Detailed Description	1286
11.345. pir_gss6450_file_signal_source.h File Reference	1286
11.345. Detailed Description	1286
11.346. pirent_motion_csv_dump_reader.h File Reference	1287
11.346. Detailed Description	1287
11.347. string_converter.h File Reference	1287
11.347. Detailed Description	1287
11.348. swift_common.h File Reference	1288
11.348. Detailed Description	1288
11.349. tcp_cmd_interface.h File Reference	1288
11.349. Detailed Description	1289
11.350. tcp_communication.h File Reference	1289
11.350. Detailed Description	1289
11.351. tcp_packet_data.h File Reference	1290

11.351. Detailed Description	1290
11.352. telemetry_decoder_interface.h File Reference	1290
11.352. Detailed Description	1290
11.353. test_flags.h File Reference	1291
11.353. Detailed Description	1291
11.354. m_conf.h File Reference	1291
11.354. Detailed Description	1291
11.355. m_crc_stats.h File Reference	1292
11.355. Detailed Description	1292
11.356. m_dump_reader.h File Reference	1292
11.356. Detailed Description	1292
11.357. m_utils.h File Reference	1293
11.357. Detailed Description	1293
11.358. tracking_2nd_DLL_filter.h File Reference	1293
11.358. Detailed Description	1293
11.359. tracking_2nd_PLL_filter.h File Reference	1294
11.359. Detailed Description	1294
11.360. tracking_discriminators.h File Reference	1294
11.360. Detailed Description	1295
11.361. tracking_dump_reader.h File Reference	1295
11.361. Detailed Description	1295
11.362. tracking_FLL_PLL_filter.h File Reference	1296
11.362. Detailed Description	1296
11.363. tracking_interface.h File Reference	1296
11.363. Detailed Description	1296
11.364. tracking_loop_filter.h File Reference	1297
11.364. Detailed Description	1297
11.365. tracking_tests_flags.h File Reference	1297
11.365. Detailed Description	1299
11.366. tracking_true_obs_reader.h File Reference	1299

11.366. Detailed Description	1299
11.367. Trackingcmd.h File Reference	1299
11.368. Detailed Description	1300
11.369. Hue_observables_reader.h File Reference	1300
11.370. Detailed Description	1300
11.371. Two_bit_cpx_file_signal_source.h File Reference	1301
11.372. Detailed Description	1301
11.373. Two_bit_packed_file_signal_source.h File Reference	1301
11.374. Detailed Description	1302
11.375. Uhd_signal_source.h File Reference	1302
11.376. Detailed Description	1302
11.377. Uio_fpga.h File Reference	1303
11.378. Detailed Description	1303
11.379. Unpack_2bit_samples.h File Reference	1303
11.380. Detailed Description	1304
11.381. Unpack_byte_2bit_cpx_samples.h File Reference	1304
11.382. Detailed Description	1305
11.383. Unpack_byte_2bit_samples.h File Reference	1305
11.384. Detailed Description	1306
11.385. Unpack_byte_4bit_samples.h File Reference	1306
11.386. Detailed Description	1306
11.387. Unpack_intspir_1bit_samples.h File Reference	1307
11.388. Detailed Description	1307
11.389. Unpack_spir_gss6450_samples.h File Reference	1307
11.390. Detailed Description	1308
11.391. Iterbi_decoder.h File Reference	1308
11.392. Detailed Description	1308
11.393. Iterbi_decoder_sbass.h File Reference	1309
11.394. Detailed Description	1309

Chapter 1

Main Page



Figure 1.1 GNSS-SDR logo

Welcome to GNSS-SDR!

GNSS-SDR is an open-source **GNSS software receiver** freely available to the research community. This project provides a common framework for GNSS signal processing which can operate in a variety of computer platforms. This tool is intended to foster collaboration, increase awareness, and reduce development costs in the field of GNSS receiver design and customized use of GNSS signals.

For details about GNSS-SDR and using it, please see the **main project page** or browse **the source code at GitHub**. You could be also interested in **subscribing to the mailing list**.

1.1 Contents

- [Overview](#)
- [Building GNSS-SDR](#)
- [Using GNSS-SDR](#)
- [Control plane](#)
- [Signal Processing plane](#)
- [About the software license](#)
- [Publications and Credits](#)
- [Ok, now what?](#)

More details on GNSS-SDR signal processing blocks:

- [Signal Source](#)

- [Signal Conditioner](#)
- [Channel](#)
 - [Acquisition](#)
 - [Tracking](#)
 - [Decoding of the navigation message](#)
- [Observables](#)
- [Computation of Position, Velocity and Time](#)

1.2 Overview

GNSS-SDR provides an interface to different suitable RF front-ends and implements all the receiver chain up to the navigation solution. Its design allows any kind of customization, including interchangeability of signal sources, signal processing algorithms, interoperability with other systems, output formats, and offers interfaces to all the intermediate signals, parameters and variables. The goal is to write efficient and truly reusable code, easy to read and maintain, with fewer bugs, and producing highly optimized executables in a variety of hardware platforms and operating systems. In that sense, the challenge consists of defining a gentle balance within level of abstraction and performance. GNSS-SDR runs in a personal computer and provides interfaces through USB and Ethernet buses to a variety of either commercially available or custom-made RF front-ends, adapting the processing algorithms to different sampling frequencies, intermediate frequencies and sample resolutions. This makes possible rapid prototyping of specific receivers intended, for instance, to geodetic applications, observation of the ionospheric impact on navigation signals, GNSS reflectometry, signal quality monitoring, or carrier-phase based navigation techniques.

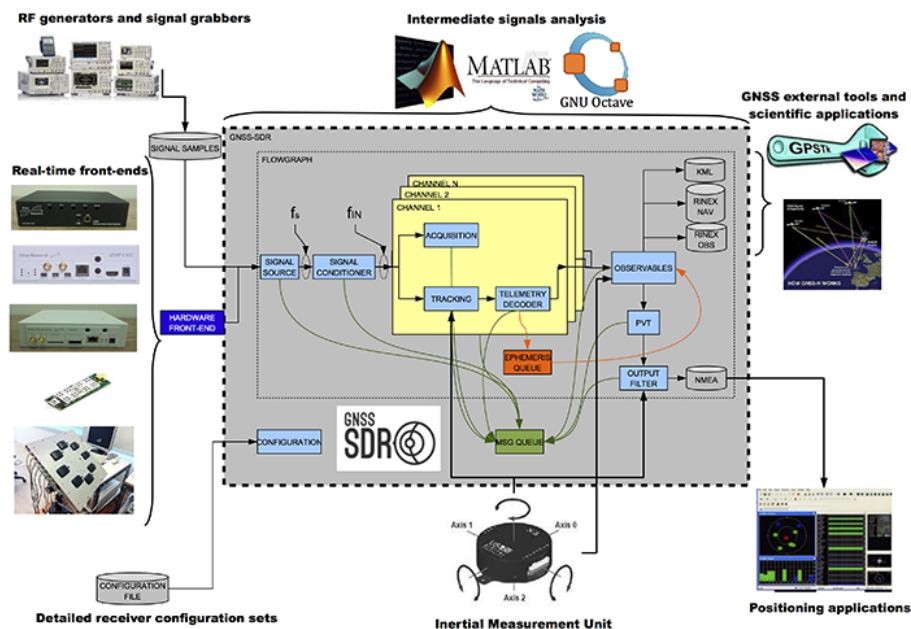


Figure 1.2 Overview

As signal inputs, it accepts:

- Raw data file captured with a data grabber (digitized at some intermediate frequency or directly at baseband).

- Any suitable RF configuration that can be driven by the Universal Software Radio Peripheral Hardware Driver ([UHD](#)). This includes all current and future [Ettus Research](#) products. The USRP1 + DBSRX 2.2 daughterboard is an example of working configuration for GPS L1 C/A and Galileo E1B and E1C signals.
- Experimentally, with some [USB DVB-T dongles based on the Realtek RTL2832U chipset](#).
- For mathematical representations of the targeted signals, check out the [Signal model](#) page.

As outputs, it provides:

- Dump of intermediate signals (configurable by the user)
- The processing is logged at a system temporary folder (usually, `/tmp`)
- Observables in form of RINEX file (experimental)
- Navigation message data in form of RINEX file
- Position, Velocity and Time solution in KML format and NMEA

1.3 Building GNSS-SDR

In principle, GNSS-SDR can be built in any Unix-like system. In practice, it depends on being able to install all the required dependencies. See the [building guide](#) page for details about the project's dependencies and build process. Mainly, it consists on installing [GNU Radio](#) plus some few more libraries:

- [Armadillo](#), a C++ linear algebra library,
- [Boost](#), a set of free peer-reviewed portable C++ source libraries,
- [Gflags](#), a library that implements commandline flags processing,
- [Glog](#), a library that implements application-level logging,
- [Googletest](#), Google's framework for writing C++ tests,
- [Mako](#), a template library written in Python,
- [Matio](#), a MATLAB MAT File I/O Library,
- [Protocol Buffers](#), a language-neutral, platform-neutral extensible mechanism for serializing structured data,
- [PugiXML](#), a light-weight, simple and fast XML parser for C++ with XPath support,
- [Volk](#), a Vector-Optimized Library of Kernels which provides an abstraction of optimized math routines targeting several SIMD processors,

and, optionally,

- GNU Radio modules for hardware interface ([gr-uhd](#), [gr-osmosdr](#), [gr-iio](#)),
- [Benchmark](#), a library to benchmark code snippets,
- [Gperftools](#), which provides fast, multi-threaded malloc() and performance analysis tools.

After all dependencies are installed, clone the GNSS-SDR repository:

```
$ git clone https://github.com/gnss-sdr/gnss-sdr
```

This will create a folder named `gnss-sdr` with the following structure:

```
|-gnss-sdr
|---build      <- where gnss-sdr is built
|---cmake      <- CMake-related files
|---conf       <- Configuration files. Each file represents one receiver.
|---data       <- Populate this folder with your captured data.
|---docs       <- Contains documentation-related files
|---install    <- Executables
|---src        <- Source code folder
|-----algorithms
|-----PVT
|-----acquisition
|-----channel
|-----conditioner
|-----data_type_adapter
|-----input_filter
|-----libs
|-----observables
|-----resampler
|-----signal_source
|-----telemetry_decoder
|-----tracking
|-----core
|-----interfaces
|-----libs
|-----receiver
|-----system_parameters
|-----main
|-----tests
|-----utils    <- some utilities (e.g. Matlab scripts)
```

You are now ready to build GNSS-SDR by using **CMake** as building tool:

```
$ cd gnss-sdr/build
$ cmake ..
$ make
```

If everything goes well, three new executables will be created at `gnss-sdr/install`, namely `gnss-sdr`, `volk_gnss_sdr_profile` and `run_tests`. You can run them from that folder, but if you prefer to install `gnss-sdr` on your system and have it available anywhere else, do:

```
$ sudo make install
```

This will make a copy of the `conf/` folder into `/usr/local/share/gnss-sdr/conf` for your reference. We suggest to create a working directory at your preferred location and store your own configuration and data files there.

You can create the documentation by doing:

```
$ make doc
```

from the `gnss-sdr/build` folder. In both cases, **Doxygen** will generate HTML documentation that can be retrieved pointing your browser of preference to `gnss-sdr/docs/html/index.html`.

There are two more extra targets available. From the `gnss-sdr/build` folder:

```
$ make doc-clean
```

will remove the content of previously-generated documentation and, if a LaTeX installation is detected in your system,

```
$ make pdfmanual
```

will create a PDF manual at `gnss-sdr/docs/GNSS-SDR_manual.pdf`. Please note that the PDF generation requires some fonts to be installed on the host system. In Ubuntu, those fonts do not come by default. You can install them by doing:

```
$ sudo apt-get install texlive-fonts-recommended
```

and then run `cmake ../` and `make pdfmanual` again.

1.3.1 Debug and Release builds

By default, CMake will build the Release version, meaning that the compiler will generate a faster, optimized executable. This is the recommended build type when using a RF front-end and you need to attain real time. If working with a file (and thus without real-time constraints), you may want to obtain more information about the internals of the receiver, as well as more fine-grained logging. This can be done by building the Debug version, by doing:

```
$ cd gnss-sdr/build
$ cmake -DCMAKE_BUILD_TYPE=Debug ..
$ make
$ sudo make install
```

1.3.2 Updating GNSS-SDR

If you checked out GNSS-SDR some days ago, it is possible that some developer had updated files at the Git repository. You can update your local copy by doing:

```
$ git checkout next
$ git pull https://github.com/gnss-sdr/gnss-sdr next
```

Before rebuilding the source code, it is safe (and recommended) to remove the remainders of old builds:

```
$ cd gnss-sdr/build
$ sudo make uninstall
$ rm -rf *
```

You can also check [The Git Book](#) for more information about Git usage.

1.4 Using GNSS-SDR

With GNSS-SDR, you can define you own receiver, work with captured raw data or from a RF front-end, dump into files intermediate signals, or tune every single algorithm used in the [Signal Processing plane](#). All the configuration is done in a single file. Those configuration files reside at the `gnss-sdr/conf` folder. By default, the executable `gnss-sdr` will read the configuration available at `gnss-sdr/conf/gnss-sdr.conf`. You can edit that file to fit your needs, or even better, define a new `my_receiver.conf` file with your own configuration. This new receiver can be done by invoking `gnss-sdr` with the `-config_file` flag pointing to your configuration file:

```
$ gnss-sdr --config_file=../conf/my_receiver.conf
```

You can see a guide of available implementations at [the online documentation](#). That folder contains other working examples as well. If you have a working configuration and want to share it with others, please email it to the [GNSS-SDR developers mailing list](#) and we will be happy to upload it to the server.

You can use a single configuration file for processing different data files, specifying the file to be processed with the `-signal_source` flag:

```
$ gnss-sdr --config_file=../conf/my_receiver.conf --signal_source=../data/my_captured_data.dat
```

This will override the `SignalSource.filename` specified in the configuration file.

You can get a complete list of available commandline flags by doing:

```
$ gnss-sdr --help
```

1.5 Control plane

GNSS-SDR's main method initializes the logging library, processes the command line flags, if any, provided by the user and instantiates a [ControlThread](#) object. Its constructor reads the configuration file, creates a control queue and creates a flowgraph according to the configuration. Then, the program's main method calls the `run()` method of the instantiated object, an action that connects the flowgraph and starts running it. After that, and until a stop message is received, it reads control messages sent by the receiver's modules through a safe-thread queue and processes them. Finally, when a stop message is received, the main method executes the destructor of the [ControlThread](#) object, which deallocates memory, does other cleanup and exits the program.

The [GNSSFlowgraph](#) class is responsible for preparing the graph of blocks according to the configuration, running it, modifying it during run-time and stopping it. Blocks are identified by its role. This class knows which roles it has to instantiate and how to connect them. It relies on the configuration to get the correct instances of the roles it needs and then it applies the connections between GNU Radio blocks to make the graph ready to be started. The complexity related to managing the blocks and the data stream is handled by GNU Radio's `gr::top_block` class. [GNSSFlowgraph](#) wraps the `gr::top_block` instance so we can take advantage of the [GNSS block factory](#), the configuration system and the processing blocks. This class is also responsible for applying changes to the configuration of the flowgraph during run-time, dynamically reconfiguring channels: it selects the strategy for selecting satellites. This can range from a sequential search over all the satellites' ID to smarter approaches that determine what are the satellites most likely in-view based on rough estimations of the receiver position in order to avoid searching satellites in the other side of the Earth.

The Control Plane is in charge of creating a flowgraph according to the configuration and then managing the modules. Configuration allows users to define in an easy way their own custom receiver by specifying the flowgraph (type of signal source, number of channels, algorithms to be used for each channel and each module, strategies for satellite selection, type of output format, etc.). Since it is difficult to foresee what future module implementations will be needed in terms of configuration, we used a very simple approach that can be extended without a major impact in the code. This can be achieved by simply mapping the names of the variables in the modules with the names of the parameters in the configuration.

1.5.1 Configuration

Properties are passed around within the program using the [ConfigurationInterface](#) class. There are two implementations of this interface: [FileConfiguration](#) and [InMemoryConfiguration](#). [FileConfiguration](#) reads the properties (pairs of property name and value) from a file and stores them internally. [InMemoryConfiguration](#) does not read from a file; it remains empty after instantiation and property values and names are set using the `set` property method. [FileConfiguration](#) is intended to be used in the actual GNSS-SDR application whereas [InMemoryConfiguration](#) is intended to be used in tests to avoid file-dependency in the file system. Classes that need to read configuration parameters will receive instances of [ConfigurationInterface](#) from where they will fetch the values. For instance, parameters related to `SignalSource` should look like this:

```
SignalSource.parameter1=value1
SignalSource.parameter2=value2
```

The name of these parameters can be anything but one reserved word: `implementation`. This parameter indicates in its value the name of the class that has to be instantiated by the factory for that role. For instance, if our signal source is providing data already at baseband and thus we want to use the implementation [Pass_Through](#) for module [SignalConditioner](#), the corresponding line in the configuration file would be

```
SignalConditioner.implementation=Pass_Through
```

Since the configuration is just a set of property names and values without any meaning or syntax, the system is very versatile and easily extendable. Adding new properties to the system only implies modifications in the classes that will make use of these properties. In addition, the configuration files are not checked against any strict syntax so it is always in a correct status (as long as it contains pairs of property names and values in [INI format](#)).

1.5.2 GNSS block factory

Hence, the application defines a simple accessor class to fetch the configuration pairs of values and passes them to a factory class called [GNSSBlockFactory](#). This factory decides, according to the configuration, which class needs to be instantiated and which parameters should be passed to the constructor. Hence, the factory encapsulates the complexity of blocks' instantiation. With that approach, adding a new block that requires new parameters will be as simple as adding the block class and modifying the factory to be able to instantiate it. This loose coupling between the blocks' implementations and the syntax of the configuration enables extending the application capacities in a high degree. It also allows to produce fully customized receivers, for instance a testbed for acquisition algorithms, and to place observers at any point of the receiver chain.

1.6 Signal Processing plane

GNU Radio's class `gr::basic_block` is the abstract base class for all signal processing blocks, a bare abstraction of an entity that has a name and a set of inputs and outputs. It is never instantiated directly; rather, this is the abstract parent class of both `gr::hier_block2`, which is a recursive container that adds or removes processing or hierarchical blocks to the internal graph, and `gr::block`, which is the abstract base class for all the processing blocks.

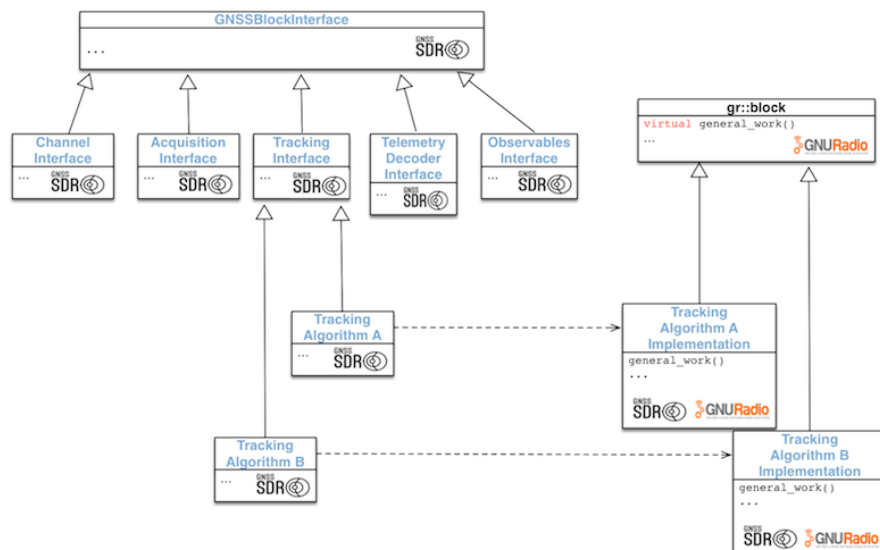


Figure 1.3 Class hierarchy of signal processing blocks

A signal processing flow is constructed by creating a tree of hierarchical blocks, which at any level may also contain terminal nodes that actually implement signal processing functions.

Class `gr::top_block` is the top-level hierarchical block representing a flowgraph. It defines GNU Radio run-time functions used during the execution of the program: `run()`, `start()`, `stop()`, `wait()`, etc. A subclass called [GNSSBlockInterface](#) is the common interface for all the GNSS-SDR modules. It defines pure virtual methods, that are required to be implemented by a derived class.

Subclassing [GNSSBlockInterface](#), we defined interfaces for the GNSS receiver blocks depicted in the figure above. This hierarchy provides the definition of different algorithms and different implementations, which will be instantiated according to the configuration. This strategy allows multiple implementations sharing a common interface, achieving the objective of decoupling interfaces from implementations: it defines a family of algorithms, encapsulates each one, and makes them interchangeable. Hence, we let the algorithm vary independently from the program that uses it.

1.6.1 Signal Source

The input of a software receiver are the raw bits that come out from the front-end's analog-to-digital converter (ADC). Those bits can be read from a file stored in the hard disk or directly in real-time from a hardware device through USB or Ethernet buses.

The Signal Source module is in charge of implementing the hardware driver, that is, the portion of the code that communicates with the RF front-end and receives the samples coming from the ADC. This communication is usually performed through USB or Ethernet buses. Since real-time processing requires a highly optimized implementation of the whole receiver, this module also allows to read samples from a file stored in a hard disk, and thus processing without time constraints. Relevant parameters of those samples are the intermediate frequency (or baseband I&Q components), the sampling rate and number of bits per sample, that must be specified by the user in the configuration file.

This module also performs bit-depth adaptation, since most of the existing RF front-ends provide samples quantized with 2 or 3 bits, while operations inside the processor are performed on 32- or 64-bit words, depending on its architecture. Although there are implementations of the most intensive computational processes (mainly correlation) that take advantage of specific data types and architectures for the sake of efficiency, the approach is processor-specific and hardly portable. We suggest to keep signal samples in standard data types and letting the compiler select the best library version (implemented using SIMD or any other processor-specific technology) of the required routines for a given processor.

Example: [FileSignalSource](#)

The user can configure the receiver for reading from a file, setting in the configuration file the data file location, sample format, and the sampling frequency and intermediate frequency at what the signal was originally captured.

```
##### SIGNAL_SOURCE CONFIG #####
SignalSource.implementation=File_Signal_Source
SignalSource.filename=/home/user/gnss-sdr/data/my_capture.dat
SignalSource.item_type=gr_complex
SignalSource.sampling_frequency=4000000 ; Sampling frequency in [Hz]
SignalSource.freq=1575420000 ; RF front-end center frequency in [Hz]
```

Example: [UhdSignalSource](#)

The user may prefer to use a UHD-compatible RF front-end and try real-time processing. For instance, for a USRP1 + DBSRX daughterboard, use:

```
##### SIGNAL_SOURCE CONFIG #####
SignalSource.implementation=UHD_Signal_Source
SignalSource.item_type=gr_complex
SignalSource.sampling_frequency=4000000 ; Sampling frequency in [Hz]
SignalSource.freq=1575420000 ; RF front-end center frequency in [Hz]
SignalSource.gain=60 ; Front-end gain in dB
SignalSource.subdevice=B:0 ; UHD subdevice specification (for USRP1 use A:0 or B:0)
```

Other examples are available at [gnss-sdr/conf](#).

1.6.2 Signal Conditioner

The signal conditioner is in charge of resampling the signal and delivering a reference sample rate to the downstream processing blocks, acting as a facade between the signal source and the synchronization channels, providing a simplified interface to the input signal. In case of multiband front-ends, this module would be in charge of providing a separated data stream for each band.

1.6.3 Channel

A channel encapsulates all signal processing devoted to a single satellite. Thus, it is a large composite object which encapsulates the [Acquisition](#), [Tracking](#) and [Decoding of the navigation message](#) modules. As a composite object, it can be treated as a single entity, meaning that it can be easily replicated. Since the number of channels is selectable by the user in the configuration file, this approach helps improving the scalability and maintainability of the receiver.

This module is also in charge of managing the interplay between acquisition and tracking. Acquisition can be initialized in several ways, depending on the prior information available (called cold start when the receiver has no information about its position nor the satellites almanac; warm start when a rough location and the approximate time of day are available, and the receiver has a recently recorded almanac broadcast; or hot start when the receiver was tracking a satellite and the signal line of sight broke for a short period of time, but the ephemeris and almanac data is still valid, or this information is provided by other means), and an acquisition process can finish deciding that the satellite is not present, that longer integration is needed in order to confirm the presence of the satellite, or declaring the satellite present. In the latter case, acquisition process should stop and trigger the tracking module with coarse estimations of the synchronization parameters.

The abstract class [ChannelInterface](#) represents an interface to a channel GNSS block. Check [Channel](#) for an actual implementation.

1.6.3.1 Acquisition

The first task of a GNSS receiver is to detect the presence or absence of in-view satellites. This is done by the acquisition system process, which also provides a coarse estimation of two signal parameters: the frequency shift with respect to the nominal IF frequency, and a delay term which allows the receiver to create a local code aligned with the incoming code. [AcquisitionInterface](#) is the common interface for all the acquisition algorithms and their corresponding implementations. Algorithms' interface, that may vary depending on the use of information external to the receiver, such as in Assisted GNSS, is defined in classes referred to as *adapters*. These adapters wrap the GNU Radio blocks interface into a compatible interface expected by [AcquisitionInterface](#). This allows the use of existing GNU Radio blocks derived from `gr::block`, and ensures that newly developed implementations will also be reusable in other GNU Radio-based applications. Moreover, it adds still another layer of abstraction, since each given acquisition algorithm can have different implementations (for instance using different numerical libraries). In such a way, implementations can be continuously improved without having any impact neither on the algorithm interface nor the general acquisition interface.

Check [GpsL1CaPcpsAcquisition](#) and [GalileoE1PcpsAmbiguousAcquisition](#) for examples of adapters from a Parallel Code Phase Search (PCPS) acquisition block, and `pcps_acquisition_cc` for an example of a block implementation. The source code of all the available acquisition algorithms is located at:

```
| -gnss-sdr
| ---src
| ----algorithms
| -----acquisition
| -----adapters          <- Adapters of the processing blocks to an AcquisitionInterface
| -----gnuradio_blocks   <- Signal processing blocks implementation
```

The user can select a given implementation for the algorithm to be used in each receiver channel, as well as their parameters, in the configuration file:

```
##### ACQUISITION GLOBAL CONFIG #####

#implementation: Acquisition algorithm selection for this channel:
Acquisition_1C.implementation=GPS_L1_CA_PCPS_Acquisition
#dump: Enable or disable the acquisition internal data file logging [true] or [false]
Acquisition_1C.dump=false
#filename: Log path and filename
Acquisition_1C.dump_filename=./acq_dump.dat
#item_type: Type and resolution for each of the signal samples. Use only gr_complex in this version.
```

```

Acquisition_1C.item_type=gr_complex
;#coherent_integration_time_ms: Signal block duration for the acquisition signal detection [ms]
Acquisition_1C.coherent_integration_time_ms=1
;#threshold: Acquisition threshold
Acquisition_1C.threshold=2.5
;#pfa: Acquisition false alarm probability. This option overrides the threshold option.
Acquisition_1C.pfa=0.0001
;#doppler_max: Maximum expected Doppler shift [Hz]
Acquisition_1C.doppler_max=5000
;#doppler_step: Doppler step in the grid search [Hz]
Acquisition_1C.doppler_step=250

```

1.6.3.2 Tracking

When a satellite is declared present, the parameters estimated by the acquisition module are then fed to the receiver tracking module, which represents the second stage of the signal processing unit, aiming to perform a local search for accurate estimates of code delay and carrier phase, and following their eventual variations.

Again, a class hierarchy consisting of a [TrackingInterface](#) class and subclasses implementing algorithms provides a way of testing different approaches, with full access to their parameters. Check [GpsL1CaDlIPllTracking](#) or [GalileoE1DlIPllVemlTracking](#) for examples of adapters, and [Gps_L1_Ca_Dll_Pll_Tracking_cc](#) for an example of a signal processing block implementation. There are also available some useful classes and functions for signal tracking; take a look at Correlator, [lock_detectors.h](#), [tracking_discriminators.h](#) or [tracking_2nd_DLL_filter.h](#).

The source code of all the available tracking algorithms is located at:

```

|-gnss-sdr
|---src
|----algorithms
|-----tracking
|-----adapters          <- Adapters of the processing blocks to a TrackingInterface
|-----gnuradio_blocks    <- Signal processing blocks implementation
|-----libs               <- libraries of tracking objects (e.g. correlators, discriminators, and so on)

```

The user can select a given implementation for the algorithm to be used in all the tracking blocks, as well as its parameters, in the configuration file:

```

;##### TRACKING GLOBAL CONFIG #####

;#implementation: Selected tracking algorithm
Tracking_1C.implementation=GPS_L1_CA_DLL_PLL_Tracking
;#item_type: Type and resolution for each of the signal samples.
Tracking_1C.item_type=gr_complex

;#dump: Enable or disable the Tracking internal binary data file logging [true] or [false]
Tracking_1C.dump=false

;#dump_filename: Log path and filename. Notice that the tracking channel will add "x.dat" where x is the channel
Tracking_1C.dump_filename=./tracking_ch_

;#pll_bw_hz: PLL loop filter bandwidth [Hz]
Tracking_1C.pll_bw_hz=50.0;

;#dll_bw_hz: DLL loop filter bandwidth [Hz]
Tracking_1C.dll_bw_hz=2.0;

;#fll_bw_hz: FLL loop filter bandwidth [Hz]
Tracking_1C.fll_bw_hz=10.0;

Tracking_1C.pll_filter_order=3 ; PLL loop filter order [2] or [3]
Tracking_1C.dll_filter_order=2 ; DLL loop filter order [1], [2] or [3]

;#early_late_space_chips: correlator early-late space [chips].
Tracking_1C.early_late_space_chips=0.5;

```

1.6.3.3 Decoding of the navigation message

Most of GNSS signal links are modulated by a navigation message containing the time the message was transmitted, orbital parameters of satellites (also known as ephemeris) and an almanac (information about the general system health, rough orbits of all satellites in the network as well as data related to error correction). Navigation data bits are structured in words, pages, subframes, frames and superframes. Sometimes, bits corresponding to a single parameter are spread over different words, and values extracted from different frames are required for proper decoding. Some words are for synchronization purposes, others for error control and others contain actual information. There are also error control mechanisms, from parity checks to forward error correction (FEC) encoding and interleaving, depending on the system.

The common interface is [TelemetryDecoderInterface](#). Check [GpsL1CaTelemetryDecoder](#) for an example of the GPS L1 NAV message decoding adapter, and `gps_l1_ca_telemetry_decoder_cc` for an actual implementation of a signal processing block. Configuration example:

```
;##### TELEMETRY DECODER CONFIG #####
TelemetryDecoder_1C.implementation=GPS_L1_CA_Telemetry_Decoder
TelemetryDecoder_1C.dump=false
```

See the [Reference Documents](#) for more information about the signal format.

1.6.4 Observables

GNSS systems provide different kinds of observations. The most commonly used are the code observations, also called pseudoranges. The *pseudo* comes from the fact that on the receiver side the clock error is unknown and thus the measurement is not a pure range observation. High accuracy applications also use the carrier phase observations, which are based on measuring the difference between the carrier phase transmitted by the GNSS satellites and the phase of the carrier generated in the receiver. Both observables are computed from the outputs of the tracking module and the decoding of the navigation message. This module collects all the data provided by every tracked channel, aligns all received data into a coherent set, and computes the observables.

The common interface is [ObservablesInterface](#).

Configuration example:

```
;##### OBSERVABLES CONFIG #####
Observables.implementation=Hybrid_Observables

;#dump: Enable or disable the Observables internal binary data file logging [true] or [false]
Observables.dump=false

;#dump_filename: Log path and filename.
Observables.dump_filename=./observables.dat
```

1.6.5 Computation of Position, Velocity and Time

Although data processing for obtaining high-accuracy PVT solutions is out of the scope of GNSS-SDR, we provide a module that can compute a simple least square solution and leaves room for more sophisticated positioning methods. The integration with libraries and software tools that are able to deal with multi-constellation data such as [GPSTk](#) or [gLAB](#) appears as a viable solution for high performance, completely customizable GNSS receivers.

The common interface is [PvtInterface](#). For instance, in order to use the implementation `RTKLIB_PVT`, add to the configuration file:

```

;##### PVT CONFIG #####
PVT.implementation=RTKLIB_PVT

;#nmea_dump_filename: NMEA log path and filename
PVT.nmea_dump_filename=./gnss_sdr_pvt.nmea;

;#flag_nmea_tty_port: Enable or disable the NMEA log to a serial TTY port (Can be used with real hardware or v
PVT.flag_nmea_tty_port=true;

;#nmea_dump_devname: serial device descriptor for NMEA logging
PVT.nmea_dump_devname=/dev/pts/4

;#dump: Enable or disable the PVT internal binary data file logging [true] or [false]
PVT.dump=false

```

This implementation allows tuning of the following parameters:

```

PVT.implementation=RTKLIB_PVT
PVT.positioning_mode=Single          ; options: Single, Static, Kinematic, PPP_Static, PPP_Kinematic
PVT.iono_model=Broadcast             ; options: OFF, Broadcast
PVT.trop_model=Saastamoinen         ; options: OFF, Saastamoinen
PVT.rinex_version=2                 ; options: 2 or 3
PVT.output_rate_ms=100              ; Period in [ms] between two PVT outputs
PVT.display_rate_ms=500             ; Position console print (std::out) interval [ms].
PVT.nmea_dump_filename=./gnss_sdr_pvt.nmea ; NMEA log path and filename
PVT.flag_nmea_tty_port=false        ; Enables the NMEA log to a serial TTY port
PVT.nmea_dump_devname=/dev/pts/4    ; serial device descriptor for NMEA logging
PVT.flag_rtcn_server=true           ; Enables or disables a TCP/IP server dispatching RTCM messages
PVT.flag_rtcn_tty_port=false        ; Enables the RTCM log to a serial TTY port
PVT.rtcn_dump_devname=/dev/pts/1    ; serial device descriptor for RTCM logging
PVT.rtcn_tcp_port=2101
PVT.rtcn_MT1019_rate_ms=5000
PVT.rtcn_MT1045_rate_ms=5000
PVT.rtcn_MT1097_rate_ms=1000
PVT.rtcn_MT1077_rate_ms=1000

```

1.7 About the software license

GNSS-SDR is released under the [General Public License \(GPL\) v3](#), thus securing practical usability, inspection, and continuous improvement by the research community, allowing the discussion based on tangible code and the analysis of results obtained with real signals. The GPL implies that:

- Copies may be distributed free of charge or for money, but the source code has to be shipped or provided free of charge (or at cost price) on demand. The receiver of the source code has the same rights meaning he can share copies free of charge or resell.
- The licensed material may be analyzed or modified.
- Modified material may be distributed under the same licensing terms but **do not** have to be distributed.

That means that modifications only have to be made available to the public if distribution happens. So it is perfectly fine to take the GNSS-SDR source code, modify it heavily and use it in a not distributed application / library. This is how companies like Google can run their own patched versions of Linux for example.

But what this also means is that non-GPL code cannot use GPL code. This means that you cannot modify / use GNSS-SDR, blend it with non-GPL code, and make money with the resulting software. You cannot distribute the resulting software under a non-disclosure agreement or contract. Distributors under the GPL also grant a license for any of their patents practiced by the software, to practice those patents in GPL software. You can sell a device that runs with GNSS-SDR, but if you distribute the code, it has to remain under GPL.

1.8 Publications and Credits

If you use GNSS-SDR to produce a research paper or Thesis, we would appreciate if you reference any of these articles to credit the GNSS-SDR project:

- C. Fernández-Prades, J. Arribas, L. Esteve, D. Pubill, P. Closas, *An Open Source Galileo E1 Software Receiver*, in Proc. of the 6th ESA Workshop on Satellite Navigation Technologies (NAVITEC 2012), ESTEC, Noordwijk, The Netherlands, Dec. 2012.
- J. Arribas, *GNSS Array-based Acquisition: Theory and Implementation*, PhD Thesis, Universitat Politècnica de Catalunya, Barcelona, Spain, June 2012.
- C. Fernández-Prades, J. Arribas, P. Closas, C. Avilés, and L. Esteve, *GNSS-SDR: an open source tool for researchers and developers*, in Proc. of the ION GNSS 2011 Conference, Portland, Oregon, Sept. 19-23, 2011.
- C. Fernández-Prades, C. Avilés, L. Esteve, J. Arribas, and P. Closas, *Design patterns for GNSS software receivers*, in Proc. of the 5th ESA Workshop on Satellite Navigation Technologies (NAVITEC'2010), ESTEC, Noordwijk, The Netherlands, Dec. 2010. DOI:10.1109/NAVITEC.2010.5707981

For LaTeX users, these are the BibTeX cites for your convenience:

```
@INPROCEEDINGS{GNSS-SDR12,
  author = {C.~{Fern}\{a\}ndez--Prades} and J.~Arribas and L.~Esteve and D.~Pubill and P.~Closas},
  title = {An Open Source {G}alileo {E1} Software Receiver},
  booktitle = {Proc. of the 6th ESA Workshop on Satellite Navigation Technologies (NAVITEC'2012)},
  year = {2012},
  address = {ESTEC, Noordwijk, The Netherlands},
  month = {Dec.} }

@PHDTHESIS{Arribas12,
  author = {J.~Arribas},
  title = {{GNSS} Array-based Acquisition: Theory and Implementation},
  school = {Universitat Polit\`{e}cnica de Catalunya},
  year = {2012},
  address = {Barcelona, Spain},
  month = {June} }

@INPROCEEDINGS{GNSS-SDR11,
  AUTHOR = {C.~{Fern}\{a\}ndez--Prades} and J.~Arribas and P.~Closas and C.~Avil\{e\}s and L.~Esteve},
  TITLE = {{GNSS-SDR}: An Open Source Tool For Researchers and Developers},
  BOOKTITLE = {Proc. of the ION GNSS 2011 Conference},
  YEAR = {2011},
  address = {Portland, Oregon},
  month = {Sept.} }

@INPROCEEDINGS{GNSS-SDR10,
  AUTHOR = {C.~{Fern}\{a\}ndez--Prades} and C.~Avil\{e\}s and L.~Esteve and J.~Arribas and P.~Closas},
  TITLE = {Design patterns for {GNSS} software receivers},
  BOOKTITLE = {Proc. of the 5th ESA Workshop on Satellite Navigation Technologies (NAVITEC'2010)},
  YEAR = {2010},
  address = {ESTEC, Noordwijk, The Netherlands},
  month = {Dec.},
  note = {doi:10.1109/NAVITEC.2010.5707981} }
```

More papers related to GNSS-SDR are available at the [publications page](#).

1.9 Ok, now what?

In order to start using GNSS-SDR, you may want to populate `gnss-sdr/data` folder (or anywhere else on your system) with raw data files. By "raw data" we mean the output of a Radio Frequency front-end's Analog-to-Digital converter. GNSS-SDR needs signal samples already in baseband or in passband, at a suitable intermediate frequency (on the order of MHz). Prepare your configuration file, and then you are ready for going to the `gnss-sdr/install` folder, running `./gnss-sdr`, and see how the file is processed. Please ask the Developer Team for a signal sample if you need one, and they will do their best ;-)

Another interesting option is working in real-time with a RF front-end. We provide drivers for UHD-compatible hardware (see [Signal Source](#)) and for some DVB-T USB dongles. Start with a low number of channels and then increase it in order to test how many channels your processor can handle in real-time.

You can find more information at the [GNSS-SDR Documentation page](#) or directly asking to the [GNSS-SDR Developers mailing list](#).

You are also very welcome to contribute to the project, there are many ways to [participate in GNSS-SDR](#). If you need some special feature not yet implemented, the Developer Team would love to be hired for developing it. Please do not hesitate to [contact them](#).

Enjoy GNSS-SDR!

The Developer Team.

Chapter 2

Reference Documents

2.1 Interface Control Documents

2.1.1 GPS

All the current GPS Interface Control Documents can be downloaded from [GPS.gov](https://gps.gov), the official U.S. Government webpage for GPS.

- GPS L1 and L2C: Global Positioning System Directorate, [Interface Specification IS-GPS-200 Revision M](#). May, 2021.
- GPS L1C (available with first Block III launch): Global Positioning System Directorate, [Interface Specification IS-GPS-800 Revision H](#). May, 2021.
- GPS L5 (first Block IIF satellite launched on May, 2010): Global Positioning System Directorate, [Interface Specification IS-GPS-705 Revision H](#). May, 2021.

2.1.2 GLONASS

Official GLONASS webpage: [Information-analytical centre official website](#).

- Standard Accuracy (ST) signals at L1 and L2: Russian Institute of Space Device Engineering, Global Navigation Satellite System GLONASS. [Interface Control Document. Navigational radiosignal in bands L1, L2. Edition 5.1](#), Moscow, Russia, 2008
- [GLONASS Interface Control Document. Open CDMA navigational radio signal in L1 band. Edition 1.0 \(in Russian\)](#). Russian Space Systems OJSC. 2016.
- [GLONASS Interface Control Document. Open CDMA navigational radio signal in L2 band. Edition 1.0 \(in Russian\)](#). Russian Space Systems OJSC. 2016.
- [GLONASS Interface Control Document. Open CDMA navigational radio signal in L3 band. Edition 1.0 \(in Russian\)](#). Russian Space Systems OJSC. 2016.

2.1.3 Galileo

Check the [Galileo website of the European Global Navigation Satellite Systems Agency \(GSA\)](#) and the [Galileo website of the European Space Agency](#). There is a website with [Galileo constellation status information](#) from the GSA.

- Galileo E5, E6, and E1: European GNSS (Galileo) Open Service. **Signal In Space Interface Control Document. Ref: OS SIS ICD, Issue 2.0**, European Union, Jan. 2021.

The European Commission is granting free access to the technical information on the future Galileo open service signal, i.e. the specifications manufacturers and developers need to process data received from satellites. This document informs receiver manufacturers, application developers and service providers on how to use the future Galileo system and what they can expect in terms of performance.

2.1.4 BeiDou

Official webpage at beidou.gov.cn

- **BeiDou Navigation Satellite System Signal In Space Interface Control Document Open Service Signal B1I (Version 3.0)**. China Satellite Navigation Office, Feb. 2019.
- **BeiDou Navigation Satellite System Signal In Space Interface Control Document Open Service Signal B1C (Version 1.0)**. China Satellite Navigation Office, Jun. 2018.
- **BeiDou Navigation Satellite System Signal In Space Interface Control Document Open Service Signal B3I (Version 1.0)**. China Satellite Navigation Office, Feb. 2018.
- **BeiDou Navigation Satellite System Signal In Space Interface Control Document Open Service Signal B2a (Version 1.0)**. China Satellite Navigation Office, Dec. 2017.
- **BeiDou Navigation Satellite System Signal In Space Interface Control Document Open Service Signal (Version 2.1)**. China Satellite Navigation Office, December 2016.

2.1.5 Satellite Based Augmentation Systems (SBAS)

- **Minimum Operational Performance Standards for Global Positioning System/Wide Area Augmentation System Airborne Equipment, DO-229D**, RTCA, Washington, DC, Dec. 13, 2006. The 'RTCA MOPS DO-229D - appendix A' is the reference standard for WAAS/EGNOS application development. RTCA is an advisory committee of the US federal government, and issues standards for civil airborne equipment, among other duties. One such standard is MOPS 229D (Minimum Operational Performance Standards for Global Positioning System/Wide Area Augmentation System Airborne Equipment version D), which describes the implementation of satellite-based augmentation services (SBAS) for receivers designed for civil aviation use. An annex to DO229D contains the specifications for the SBAS signal and message. The RTCA provides regular updates to these standards. MOPS 229D is available for a fee from the [RTCA website](#).
- **Global Positioning System Wide Area Augmentation System (WAAS) Performance Standard, 1st Edition**, Department of Transportation and Federal Aviation Administration, Oct. 31, 2008. This document defines the levels of performance the U.S. Government makes available to users of the GPS SPS augmented by the Wide Area Augmentation System.
- **EGNOS Data Access Service (EDAS) Service Definition Document. Revision 2.2**, European GNSS Agency (GSA), June, 2019. This is a complementary document to the RTCA DO229D, mentioned above. It describes the scope of services provided by the EGNOS EDAS Service to be used by end-users or Application Specific Service Providers. It details the general conditions relating to the use of the EGNOS service, a technical description of the Signal-in-Space (SIS), the reference receiver, environmental conditions, the service performance achieved and aspects relating to service provision.
- **EGNOS Safety of Life Service Definition Document. Revision 3.3**, European GNSS Agency (GSA), Mar, 2019. The EGNOS Safety of Life (SoL) Service is provided openly and is freely accessible without any direct charge and is tailored to safety-critical transport applications in various domains, in particular for aviation applications. The service is thus compliant with the aviation APV-I (Approach with Vertical Guidance) requirements, as defined by ICAO in Annex 10, but may support also applications in other SoL domains.
- **EGNOS Open Service Service Definition Document. Revision 2.3**, European GNSS Agency (GSA), Sep., 2017.

More information about EGNOS can be found through the [EGNOS Portal](#).

2.2 Other Standards

2.2.1 RINEX

The final output of a navigation receiver is usually its position, speed or other related physical quantities. However, the calculation of those quantities are based on a series of measurements from one or more satellite constellations. Although receivers calculate positions in real time, in many cases it is interesting to store intermediate measures for later post-processing. RINEX is the standard format that allows the management and disposal of the measures generated by a receiver, as well as their off-line processing by a multitude of applications.

- The most common version at present is **RINEX: The Receiver Independent Exchange Format Version 2.12**, which enables storage of measurements from pseudorange, carrier-phase and Doppler systems for GPS, GLONASS, Galileo along with data from EGNOS and WAAS satellite based augmentation systems (SBAS).
- The most recent version is **RINEX: The Receiver Independent Exchange Format Version 3.03** published in July, 2015. It includes Galileo and improves the handling of multi-constellation data files.
- There is also available the **RINEX Extensions to Handle Clock Information**, published in September, 2010.

2.2.2 NMEA

The [National Marine Electronics Association](#) released the NMEA 0183 Interface Standard, which defines electrical signal requirements, data transmission protocol and time, and specific sentence formats for a 4800-baud serial data bus. The standard is [available for purchase](#).

2.2.3 KML

KML is an XML language focused on geographic visualization, including annotation of maps and images. Geographic visualization includes not only the presentation of graphical data on the globe, but also the control of the user's navigation in the sense of where to go and where to look. Google submitted KML (formerly Keyhole Markup Language) to the Open Geospatial Consortium (OGC) to be evolved within the OGC consensus process with the following goal: KML Version 2.2 has been adopted as an OGC implementation standard.

- Open Geospatial Consortium, Inc., [OGC KML Version 2.2.0](#), April 2008.

2.2.4 C++ Standards

The C++ programming language is standardized by the International Organization for Standardization (ISO), with the latest standard version ratified and published by ISO in December 2017 as ISO/IEC 14882:2017 (informally known as C++17). The list of supported C++ standards (the highest available is automatically selected by the CMake script):

- **Draft C++23:** Check the [C++ standard draft sources at GitHub](#).
- **C++20:** The current ISO C++ standard is officially known as *ISO International Standard ISO/IEC 14882:2020(E) – Programming languages – C++*. You can get it from [ISO](#), [IEC](#) or [ANSI](#). The closest free working document available is [N4868](#).
- **C++17:** A former ISO C++ standard was officially known as *ISO International Standard ISO/IEC 14882:2017 – Programming languages – C++*. You can get it from [ISO](#), [IEC](#) or [ANSI](#). The closest free working document available is [N4659](#).
- **C++14:** A former ISO C++ standard was officially known as *ISO International Standard ISO/IEC 14882:2014 – Programming languages – C++*. You can get it from [ISO](#) or [ANSI](#). The closest free working document available is [N4296](#).
- **C++11:** An older ISO C++ standard was ISO/IEC 14882:2011. You can get it from [ISO](#). The closest free working document available is [N3337](#).

2.2.5 Positioning protocols in wireless communication networks

Cellular industry location standards first appeared in the late 1990s, with the [3rd generation partnership project \(3GPP\)](#) radio resource location services protocol (RRLP) technical specification 44.031 positioning protocol for GSM networks. Today, RRLP is the de facto standardized protocol to carry GNSS assistance data to GNSS-enabled mobile devices, and the term "3GPP specification" now covers all GSM (including GPRS and EDGE), W-CDMA and LTE (including LTE-A) specifications. Precisely, the label "LTE-A" is applied to networks compliant with LTE Release 10 and beyond, which fulfill the requirements issued by the [International Telecommunication Union Radiocommunication Sector \(ITU-R\)](https://www.itu.int/en/ITU-R/Pages/default.aspx) in the global standard for international mobile telecommunications (IMT Advanced, also referred to as 4G) access technologies.

Control plane protocols:

- Radio Resource LCS Protocol (RRLP): [3GPP Technical Specification 44.031](#).
- LTE Positioning Protocol (LPP): [3GPP Technical Specification 36.355](#).

User plane protocols:

- Open Mobile Alliance (OMA), [Secure User Plane Location Architecture Version 1 \(SUPL 1.0\)](#), June 2007.
- Open Mobile Alliance (OMA), [Secure User Plane Location Architecture Version 2 \(SUPL 2.0\)](#), April 2012.

LTE Release 9 introduced extension hooks in LPP messages, so that the bodies external to 3GPP could extend the LPP feature set. OMA LPP extensions (LPPe), supported in SUPL 3.0, build on top of the 3GPP LPP reusing its procedures and data types. Check the [OMA Specifications webpage](#) for updated information about LPP Extensions (LPPe) Specification.

- The [OMA Mobile Location Protocol \(MLP\) V3.5](#) is an application-level protocol for getting the position of mobile stations (mobile phones, wireless personal digital assistants, etc.) independent of underlying network technology. The MLP serves as the interface between a Location Server and a Location Services (LCS) Client. This specification defines the core set of operations that a Location Server should be able to perform.

Chapter 3

Signal model

3.1 GNSS signal model

This page describes signals transmitted by GNSS space vehicles. Signal models are mathematical representations of the electromagnetic waves that are exciting the receiver's antenna. The current induced by those waves is then amplified, filtered and downconverted to a suitable frequency (can be at some intermediate frequency or directly to baseband), and then converted to 0s and 1s by the Analog-to-Digital Converter (ADC). That is the job of the Radio Frequency front-end, which at its output delivers a stream of digital samples. Those samples constitute the input of a software receiver, so for GNSS-SDR the signal models described below can be seen as *the rules of the game*.

GNSS' space vehicles are modern versions of lighthouses, but with better visibility. Each satellite is a reference point, and if we know our distance to several reference points, we can compute our location, just as mariners do when they see a couple of lighthouses. For each in-view satellite i of system s , we can write:

$$\rho_i = \sqrt{(x_i^{\text{Tx}} - x)^2 + (y_i^{\text{Tx}} - y)^2 + (z_i^{\text{Tx}} - z)^2} + c\Delta t^{(s)} + \sigma_e, \quad (3.1)$$

where $(x_i^{\text{Tx}}, y_i^{\text{Tx}}, z_i^{\text{Tx}})$ is the satellite's position (known from the navigation message), (x, y, z) the receiver's position, and σ_e gathers other sources of error. Since the receiver needs to estimate its own 3D position (three spatial unknowns) and its clock deviation with respect to the satellites' time basis, at least $3 + N_s$ satellites must be seen by the receiver at the same time, where N_s is the number of different navigation systems available (in-view) at a given time. Each received satellite signal, once synchronized and demodulated at the receiver, defines one equation such as the one defined above, forming a set of nonlinear equations that can be solved algebraically by means of the [Bancroft algorithm](#) or numerically, resorting to multidimensional Newton-Raphson and weighted least square methods. When *a priori* information is added we resort to Bayesian estimation, a problem that can be solved recursively by a Kalman filter or any of its variants. The problem can be further expanded by adding other unknowns (for instance, parameters of ionospheric and tropospheric models), sources of information from other systems, mapping information, and even motion models of the receiver. In the design of multi-constellation GNSS receivers, the vector of unknowns can also include the receiver clock offset with respect to each system in order to take advantage of a higher number of in-view satellites and using them jointly in the navigation solution, therefore increasing accuracy.

The [analytic representation](#) of a signal received from a GNSS satellite can be generically expressed as

$$r(t) = \alpha(t)s_T(t - \tau(t))e^{-j2\pi f_d(t)}e^{j2\pi f_c t} + n(t), \quad (3.2)$$

where $\alpha(t)$ is the amplitude, $s_T(t)$ is the complex baseband transmitted signal, $\tau(t)$ is the time-varying delay, $f_d(t) = f_c\tau(t)$ is the Doppler shift, f_c is the carrier frequency, and $n(t)$ is a noise term. These signals arrive to the Earth's surface at extremely low power (e.g. -158.5 dBW for GPS L1 C/A-code, -157 dBW for Galileo E1), well below the noise floor. In order to estimate its distances to satellites, the receiver must correlate time-aligned replicas of the corresponding pseudorandom code with the incoming signal, in a process called *despreading* that

provides processing gain only to the signal of interest. After a coarse and fine estimation stages of the synchronization parameters (usually known as acquisition and tracking, respectively), signal processing output is in form of *observables*:

i) the pseudorange (code) measurement, equivalent to the difference of the time of reception (expressed in the time frame of the receiver) and the time of transmission (expressed in the time frame of the satellite) of a distinct satellite signal; and optionally

ii) the carrier-phase measurement, actually being a measurement on the beat frequency between the received carrier of the satellite signal and a receiver-generated reference frequency. Carrier phase measurements are ambiguous, in the sense that the integer number of carrier wavelengths between satellite and the receiver's antenna is unknown. Techniques such as **Least-square AMBiguity Decorrelation Approach (LAMBDA)** or Multi Carrier Ambiguity Resolution (MCAR) can be applied to resolve such ambiguity and provide an accurate estimation of the distance between the satellite and the receiver.

Then, depending on the required accuracy, the navigation solution can range from pseudorange-only, computationally low demanding, and limited accuracy least squares methods to sophisticated combinations of code and phase observables at different frequencies for high demanding applications such as surveying, geodesy, and geophysics.

Next sections provide brief descriptions of the space segment of different GNSSs and their broadcast signal structures accessible by civilians.

3.1.1 Global Positioning System (GPS) signal in space

The Global Positioning System (GPS) is a space-based radio-navigation system owned by the United States Government (USG) and operated by the United States Air Force (USAF). GPS provides positioning and timing services to military and civilian users on a continuous, worldwide basis. Two GPS services are provided: the Precise Positioning Service (PPS), available primarily to the military of the United States and its allies, and the Standard Positioning Service (SPS) open to civilian users.

- **GPS L1.** Defined at **Interface Specification IS-GPS-200 Revision M**, this band is centered at $f_{\text{GPS L1}} = 1575.42$ MHz. The complex baseband transmitted signal can be written as

$$s_T^{(\text{GPS L1})}(t) = e_{L1I}(t) + je_{L1Q}(t), \quad (3.3)$$

with

$$e_{L1I}(t) = \sum_{l=-\infty}^{\infty} D_{\text{NAV}}[l]_{204600} \oplus C_{P(Y)}[l]_{L_{P(Y)}} p(t - lT_{c,P(Y)}), \quad (3.4)$$

$$e_{L1Q}(t) = \sum_{l=-\infty}^{\infty} D_{\text{NAV}}[l]_{20460} \oplus C_{C/A}[l]_{1023} p(t - lT_{c,C/A}), \quad (3.5)$$

where \oplus is the exclusive-or operation (modulo-2 addition), $|l|_L$ means l modulo L , $[l]_L$ means the integer part of $\frac{l}{L}$, D_{NAV} is the GPS navigation message bit sequence, transmitted at 50 bps, $T_{c,P(Y)} = \frac{1}{10.23} \mu\text{s}$, $T_{c,C/A} = \frac{1}{1.023} \mu\text{s}$, $L_{P(Y)} = 6.1871 \cdot 10^{12}$, and $p(t)$ is a rectangular pulse of a chip-period duration centered at $t = 0$ and filtered at the transmitter. According to the chip rate, the binary phase-shift keying modulations in the equations above are denoted as BPSK(10) and BPSK(1), respectively. The precision P codes (named Y codes whenever the anti-spoofing mode is activated, encrypting the code and thus denying non-U.S. military users) are sequences of 7 days in length. Regarding the modernization plans for GPS, it is worthwhile to mention that there is a new civilian-use signal planned, called L1C and defined at **Interface Specification IS-GPS-800 Revision H**, to be broadcast on the same L1 frequency that currently contains the C/A signal. The L1C is available with first Block III launch. The implementation provides C/A code to ensure backward compatibility.

- **GPS L2C**. Defined at **Interface Specification IS-GPS-200 Revision M**, is only available on Block IIR-M and subsequent satellite blocks. Centered at $f_{\text{GPS L2}} = 1227.60$ MHz, the signal structure is the same than in (eq:GPSL1}), with the precision code in the In-phase component, just as in (eq:L1CAI}) but with an optional presence of the navigation message D_{NAV} . For the Quadrature-phase component, three options are defined:

$$e_{L2CQ}(t) = \sum_{l=-\infty}^{\infty} D_{\text{CNAV}}[l]_{10230} \oplus \left(C_{\text{CL}}[l]_{L_{\text{CL}}} p_{1/2}(t - lT_{c,L2C}) + \right. \quad (3.6)$$

$$\left. + C_{\text{CM}}[l]_{L_{\text{CM}}} p_{1/2}\left(t - \left(l + \frac{3}{4}\right) T_{c,L2C}\right) \right), \quad (3.7)$$

$$e_{L2CQ}(t) = \sum_{l=-\infty}^{\infty} D_{\text{NAV}}[l]_{20460} \oplus C_{\text{C/A}}[l]_{1023} p(t - lT_{c,C/A}), \text{ or} \quad (3.8)$$

$$e_{L2CQ}(t) = \sum_{l=-\infty}^{\infty} C_{\text{C/A}}[l]_{1023} p(t - lT_{c,C/A}), \quad (3.9)$$

where $T_{c,L2C} = \frac{1}{511.5}$ ms and $p_{1/2}(t)$ is a rectangular pulse of half chip-period duration, thus time-multiplexing both codes. The civilian long code C_{CL} is $L_{\text{CL}} = 767250$ chips long, repeating every 1.5 s, while the civilian moderate code C_{CM} is $L_{\text{CL}} = 10230$ chips long and its repeats every 20 ms. The CNAV data is an upgraded version of the original NAV navigation message, containing higher precision representation and nominally more accurate data than the NAV data. It is transmitted at 25 bps with forward error correction (FEC) encoding, resulting in 50 sps.

- **GPS L5**. The GPS L5 link, defined at **Interface Specification IS-GPS-705 Revision H**, is only available in Block IIF (first satellite launched on May, 2010) and subsequent satellite blocks. Centered at $f_{\text{GPS L5}} = 1176.45$ MHz, this signal in space can be written as:

$$s_T^{(\text{GPS L5})}(t) = e_{L5I}(t) + je_{L5Q}(t), \quad (3.10)$$

$$e_{L5I}(t) = \sum_{m=-\infty}^{+\infty} C_{nh10}[m]_{10} \oplus D_{\text{CNAV}}[m]_{10} \oplus \sum_{l=1}^{102300} C_{L5I}[l]_{10230} p(t - mT_{c,nh} - lT_{c,L5}), \quad (3.11)$$

$$e_{L5Q}(t) = \sum_{m=-\infty}^{+\infty} C_{nh20}[m]_{20} \oplus \sum_{l=1}^{102300} C_{L5Q}[l]_{10230} \cdot p(t - mT_{c,nh} - lT_{c,L5}), \quad (3.12)$$

where $T_{c,nh} = 1$ ms and $T_{c,L5} = \frac{1}{10.23}$ μ s, thus defining a BPSK(10) modulation. Both L5I and L5Q contain synchronization sequences. {itemize}

3.1.2 GLONASS signal in space

The nominal baseline constellation of the Russian Federation's Global Navigation Satellite System (GLONASS) comprises 24 GLONASS-M satellites that are uniformly deployed in three roughly circular orbital planes at an inclination of 64.8° to the equator. The altitude of the orbit is 19,100 km. The orbit period of each satellite is 11 hours, 15 minutes, and 45 seconds. The orbital planes are separated by 120° right ascension of the ascending node. Eight satellites are equally spaced in each plane with 45° argument of latitude. Moreover, the orbital planes have an argument of latitude displacement of 15° relative to each other.

GLONASS civil signal-in-space is defined at **Interface Control Document. Navigational radiosignal in bands L1, L2. Edition 5.1**. This system makes use of a frequency-division multiple access (FDMA) signal structure, transmitting in two bands: $f_{\text{GLOL1}}^{(k)} = 1602 + k \cdot 0.5625$ MHz and $f_{\text{GLOL2}}^{(k)} = 1246 + k \cdot 0.4375$ MHz, where $k \in \{-7, -6, \dots, 5, 6\}$ is the channel number. Satellites in opposite points of an orbit plane transmit signals on equal frequencies, as these satellites will never be in view simultaneously by a ground-based user.

- **GLONASS L1.** Two kind of signals are transmitted: a standard precision (SP) and an obfuscated high precision (HP) signal. The complex baseband transmitted signal can be written as

$$s_T^{(\text{GLO L1})}(t) = e_{L1I}(t) + je_{L1Q}(t), \quad (3.13)$$

with BPSK(5) and BPSK(0.5) modulations:

$$e_{L1I}(t) = \sum_{l=-\infty}^{\infty} D_{\text{GNAV}}[l]_{102200} \oplus C_{\text{HP}}[l]_{L_{\text{HP}}} p(t - lT_{c,\text{HP}}), \quad (3.14)$$

$$e_{L1Q}(t) = \sum_{l=-\infty}^{\infty} D_{\text{GNAV}}[l]_{10220} \oplus C_{\text{SP}}[l]_{511} p(t - lT_{c,\text{SP}}), \quad (3.15)$$

where $T_{c,\text{HP}} = \frac{1}{5.11} \mu\text{s}$, $T_{c,\text{SP}} = \frac{1}{0.511} \mu\text{s}$, and $L_{\text{HP}} = 3.3554 \cdot 10^7$. The navigation message D_{GNAV} is transmitted at 50 bps. Details of its content and structure, as well as the generation of the C_{SP} code, can be found at the [ICD](#). The usage of the HP signal should be agreed with the Russian Federation Defense Ministry, and no more details have been disclosed.

- **GLONASS L2.** Beginning with the second generation of satellites, called GLONASS-M and first launched in 2001, a second civil signal is available using the same SP code than the one in the L1 band.

The use of FDMA techniques, in which the same code is used to broadcast navigation signals on different frequencies, and the placement of civil GLONASS transmissions on frequencies close to 1600 MHz, well above the GPS L1 band, have complicated the design of combined GLONASS/GPS receivers, particularly low-cost equipment for mass-market applications. Future plans of modernization are intended to increase compatibility and interoperability with other GNSS, and include the addition of a code-division multiple access (CDMA) structure, and possibly binary offset carrier (BOC) modulation, beginning with the third civil signal in the L3 band (1197.648 – 1212.255 MHz). Russia is implementing the new signals on the next-generation GLONASS-K satellites, with a first prototype successfully launched into orbit on February 26, 2011.

3.1.3 Galileo signal in space

The nominal Galileo constellation comprises a total of 27 operational satellites (plus 3 active spares), that are evenly distributed among three orbital planes inclined at 56° relative to the equator. There are nine operational satellites per orbital plane, occupying evenly distributed orbital slots. Three additional spare satellites (one per orbital plane) complement the nominal constellation configuration. The Galileo satellites are placed in quasi-circular Earth orbits with a nominal semi-major axis of about 30,000 km and an approximate revolution period of 14 hours. The Control segment full infrastructure will be composed of 30 – 40 sensor stations, 3 control centers, 9 Mission Uplink stations, and 5 TT&C stations.

Galileo's Open Service is defined at [Signal In Space Interface Control Document](#). [Ref↔](#): [OS SIS ICD, Issue 2.0](#), where the following signal structures are specified:

- **Galileo E1.** This band, centered at $f_{\text{Gal E1}} = 1575.420$ MHz and with a reference bandwidth of 24.5520 MHz, uses the so-called composite binary offset carrier CBOC(6,1, $\frac{1}{11}$) modulation, defined in baseband as:

$$s_T^{(\text{Gal E1})}(t) = \frac{1}{\sqrt{2}} \left(e_{E1B}(t) (\alpha sc_A(t) + \beta sc_B(t)) + \right. \quad (3.16)$$

$$\left. - e_{E1C}(t) (\alpha sc_A(t) - \beta sc_B(t)) \right), \quad (3.17)$$

where the subcarriers $sc(t)$ are defined as

$$sc_A(t) = \text{sign} \left(\sin(2\pi f_{s,E1A} t) \right), \quad (3.18)$$

$$sc_B(t) = \text{sign} \left(\sin(2\pi f_{s,E1B} t) \right), \quad (3.19)$$

and $f_{s,E1A} = 1.023$ MHz, $f_{s,E1B} = 6.138$ MHz are the subcarrier rates, $\alpha = \sqrt{\frac{10}{11}}$, and $\beta = \sqrt{\frac{1}{11}}$. Channel B contains the I/NAV type of navigation message, $D_{I/NAV}$, intended for Safety-of-Life (SoL) services:

$$e_{E1B}(t) = \sum_{l=-\infty}^{+\infty} D_{I/NAV} \left[[l]_{4092} \right] \oplus C_{E1B} \left[[l]_{4092} \right] p(t - lT_{c,E1B}). \quad (3.20)$$

In case of channel C, it is a pilot (dataless) channel with a secondary code, forming a tiered code:

$$e_{E1C}(t) = \sum_{m=-\infty}^{+\infty} C_{E1Cs} \left[[m]_{25} \right] \oplus \sum_{l=1}^{4092} C_{E1Cp} \left[[l] \right] \cdot p(t - mT_{c,E1Cs} - lT_{c,E1Cp}), \quad (3.21)$$

with $T_{c,E1B} = T_{c,E1Cp} = \frac{1}{1.023} \mu\text{s}$ and $T_{c,E1Cs} = 4$ ms. The C_{E1B} and C_{E1Cp} primary codes are pseudorandom memory code sequences defined at Annex C of OS SIS ICD. The binary sequence of the secondary code C_{E1Cs} is 0011100000001010110110010. This band also contains another component, Galileo E1A, intended for the Public Regulated Service (PRS). It uses a BOC(15,2.5) modulation with cosine-shaped subcarrier $f_{s,E1A} = 15.345$ MHz and $T_{c,E1A} = \frac{1}{2.5575} \mu\text{s}$. The PRS spreading codes and the structure of the navigation message have not been made public.

- **Galileo E6.** Intended for the Commercial Service and centered at $f_{\text{Gal E6}} = 1278.750$ MHz, this band provides pilot and data components

$$s_T^{(\text{Gal E6})}(t) = \frac{1}{\sqrt{2}} (e_{E6B}(t) - e_{E6C}(t)), \quad (3.22)$$

$$e_{E6B}(t) = \sum_{m=-\infty}^{+\infty} D_{C/NAV} \left[[l]_{5115} \right] \oplus C_{E6B} \left[[l]_{L_{E6B}} \right] \cdot p(t - lT_{c,E6}), \quad (3.23)$$

$$e_{E6C}(t) = \sum_{m=-\infty}^{+\infty} C_{E6Cs} \left[[m]_{100} \right] \oplus \sum_{l=1}^{L_{E6C}} C_{E6Cp} \left[[l] \right] \cdot p(t - mT_{c,E6s} - lT_{c,E6p}), \quad (3.24)$$

where $D_{C/NAV}$ is the C/NAV navigation data stream, which is modulated with the encrypted ranging code C_{E6B} with chip period $T_{c,E6} = \frac{1}{5.115} \mu\text{s}$, thus being a BPSK(5) modulation. Codes C_{E6B} and primary codes C_{E6Cs} and their respective lengths, L_{E6B} and L_{E6C} , have not been published. The secondary codes for the pilot component, C_{E6Cp} , are available at the OS SIS ICD. The receiver reference bandwidth for this signal is 40.920 MHz. This band also contains another component, Galileo E6A, intended for PRS.

- **Galileo E5.** Centered at $f_{\text{Gal E5}} = 1191.795$ MHz and with a total bandwidth of 51.150 MHz, its signal structure deserves some analysis. The AltBOC modulation can be generically expressed as

$$s^{\text{AltBOC}}(t) = x_1(t)v^*(t) + x_2(t)v(t), \quad (3.25)$$

where $v(t) = \frac{1}{\sqrt{2}} (\text{sign}(\cos(2\pi f_s t)) + j \text{sign}(\sin(2\pi f_s t)))$ is the single side-band subcarrier, f_s is the subcarrier frequency, $(\cdot)^*$ stands for the conjugate operation, and $x_1(t)$ and $x_2(t)$ are QPSK signals. The resulting waveform does not exhibit constant envelope. In case of Galileo, the need for high efficiency of the satellites' onboard High Power Amplifier (HPA) has pushed a modification on the signal in order to make it envelope-constant and thus use the HPA at saturation. This can be done by adding some inter-modulation products to the expression above, coming up with the following definition:

$$s_T^{(\text{Gal E5})}(t) = e_{E5a}(t)ssc_s^*(t) + e_{E5b}(t)ssc_s(t) + \bar{e}_{E5a}(t)ssc_p^*(t) + \bar{e}_{E5b}(t)ssc_p(t), \quad (3.26)$$

where the single and product side-band signal subcarriers are

$$ssc_s(t) = sc_s(t) + jsc_s\left(t - \frac{T_s}{4}\right), \quad (3.27)$$

$$ssc_p(t) = sc_p(t) + jsc_p\left(t - \frac{T_s}{4}\right), \quad (3.28)$$

and

$$e_{E5a}(t) = e_{E5aI}(t) + je_{E5aQ}(t), \quad (3.29)$$

$$e_{E5b}(t) = e_{E5bI}(t) + je_{E5bQ}(t), \quad (3.30)$$

$$\bar{e}_{E5a}(t) = \bar{e}_{E5aI}(t) + j\bar{e}_{E5aQ}(t), \quad (3.31)$$

$$\bar{e}_{E5b}(t) = \bar{e}_{E5bI}(t) + j\bar{e}_{E5bQ}(t), \quad (3.32)$$

$$\bar{e}_{E5aI}(t) = e_{E5aQ}(t)e_{E5bI}(t)e_{E5bQ}(t), \quad (3.33)$$

$$\bar{e}_{E5aQ}(t) = e_{E5aI}(t)e_{E5bI}(t)e_{E5bQ}(t), \quad (3.34)$$

$$\bar{e}_{E5bI}(t) = e_{E5bQ}(t)e_{E5aI}(t)e_{E5aQ}(t), \quad (3.35)$$

$$\bar{e}_{E5bQ}(t) = e_{E5bI}(t)e_{E5aI}(t)e_{E5aQ}(t). \quad (3.36)$$

The signal components are defined as

$$e_{E5aI}(t) = \sum_{m=-\infty}^{+\infty} C_{E5aIs} \left[|m|_{20} \right] \oplus \sum_{l=1}^{10230} C_{E5aIp} \left[l \right] \oplus \quad (3.37)$$

$$\oplus D_{F/NAV} \left[[l]_{204600} \right] p(t - mT_{c,E5s} - lT_{c,E5p}), \quad (3.38)$$

$$e_{E5aQ}(t) = \sum_{m=-\infty}^{+\infty} C_{E5aQs} \left[|m|_{100} \right] \oplus \sum_{l=1}^{10230} C_{E5aQp} \left[l \right] \cdot \quad (3.39)$$

$$\cdot p(t - mT_{c,E5s} - lT_{c,E5p}), \quad (3.40)$$

$$e_{E5bI}(t) = \sum_{m=-\infty}^{+\infty} C_{E5bIs} \left[|m|_4 \right] \oplus \sum_{l=1}^{10230} C_{E5bIp} \left[l \right] \oplus \quad (3.41)$$

$$\oplus D_{I/NAV} \left[[l]_{40920} \right] p(t - mT_{c,E5s} - lT_{c,E5p}), \quad (3.42)$$

$$e_{E5bQ}(t) = \sum_{m=-\infty}^{+\infty} C_{E5bQs} \left[|m|_{100} \right] \oplus \sum_{l=1}^{10230} C_{E5bQp} \left[l \right] \cdot \quad (3.43)$$

$$\cdot p(t - mT_{c,E5s} - lT_{c,E5p}), \quad (3.44)$$

where $T_{c,E5s} = 1$ ms and $T_{c,E5p} = \frac{1}{10.23} \mu\text{s}$. **Channel A** contains the F/NAV type of navigation message, $D_{F/NAV}$, intended for the Open Service. The I/NAV message structures for the E5bI and E1B signals use the same page layout. Only page sequencing is different, with page swapping between both components in order to allow a fast reception of data by a dual frequency receiver. The single subcarrier $sc_s(t)$ and the product subcarrier $sc_p(t)$ are defined as:

$$sc_s(t) = \frac{\sqrt{2}}{4} \text{sign} \left(\cos \left(2\pi f_s t - \frac{\pi}{4} \right) \right) + \quad (3.45)$$

$$+ \frac{1}{2} \text{sign} \left(\cos (2\pi f_s t) \right) + \frac{\sqrt{2}}{4} \text{sign} \left(\cos \left(2\pi f_s t + \frac{\pi}{4} \right) \right), \quad (3.46)$$

$$sc_p(t) = -\frac{\sqrt{2}}{4} \text{sign} \left(\cos \left(2\pi f_s t - \frac{\pi}{4} \right) \right) + \quad (3.47)$$

$$+ \frac{1}{2} \text{sign} \left(\cos (2\pi f_s t) \right) - \frac{\sqrt{2}}{4} \text{sign} \left(\cos \left(2\pi f_s t + \frac{\pi}{4} \right) \right), \quad (3.48)$$

with a subcarrier frequency of $f_s = 15.345$ MHz, thus defining an AltBOC(15,10) modulation. The QPSK(10) signal $e_{E5a}(t)$ defined above is shifted to $f_{\text{Gal E5a}} \doteq f_{\text{Gal E5}} - f_s = 1176.450$ MHz, while $e_{E5b}(t)$ is shifted to $f_{\text{Gal E5b}} \doteq f_{\text{Gal E5}} + f_s = 1207.140$ MHz. Thus, we can bandpass filter around $f_{\text{Gal E5a}}$ and get a good approximation of a QPSK(10) signal, with very low energy components of $e_{E5b}(t)$, $\bar{e}_{E5a}(t)$, and $\bar{e}_{E5b}(t)$:

$$s_T^{(\text{Gal E5a})}(t) \simeq e_{E5aI}(t) + je_{E5aQ}(t). \quad (3.49)$$

The same applies to $e_{E5b}(t)$, allowing an independent reception of two QPSK(10) signals and thus requiring considerably less bandwidth than the processing of the whole E5 band.

3.1.4 Reference

This text is an except of the following paper:

- C. Fernández-Prades, L. Lo Presti, E. Falletti, *Satellite Radiolocalization From GPS to GNSS and Beyond: Novel Technologies and Applications for Civil Mass↔Market*. Proceedings of the IEEE. Vol 99, No. 11, pp. 1882-1904. November, 2011. doi: 10.1109/JPR↔OC.2011.2158032

Chapter 4

Todo List

Member [ALPHA_0](#) ({{69, 8}})

read all pages of subframe 4

Member [T_OA](#) ({{69, 8}})

read all pages of subframe 5

Chapter 5

Module Index

5.1 Modules

Here is a list of all modules:

Acquisition	71
acquisition_adapters	72
acquisition_gr_blocks	74
acquisition_libs	76
Channel	77
channel_adapters	78
channel_libs	79
Signal Conditioner	80
conditioner_adapters	81
Data Type Adapters	82
data_type_adapters	83
data_type_gr_blocks	84
Input Filter	85
input_filter_adapters	86
input_filter_gr_blocks	87
Algorithms Common Library	88
algorithms_libs	89
gnss_sdr_flags	113
PVT	118
algorithms_libs_rtklib	119
pvt_adapters	165
pvt_gr_blocks	166
pvt_libs	167
Observables	161
obs_adapters	162
obs_gr_blocks	163
observables_libs	164
Resampler	169
resampler_adapters	170
resampler_gr_blocks	171
Signal Source	172
signal_source_adapters	173

signal_source_gr_blocks	174
signal_source_libs	175
Telemetry Decoder	177
telemetry_decoder_adapters	178
telemetry_decoder_gr_blocks	179
telemetry_decoder_libswiftcnv	181
telemetry_decoder_libs	183
Tracking	184
tracking_adapters	185
tracking_gr_blocks	186
tracking_libs	188
Core GNSS Receiver	193
GNSS block interfaces	194
core_libs	195
core_monitor	197
core_receiver	198
core_system_parameters	199

Chapter 6

Hierarchical Index

6.1 Class Hierarchy

This inheritance list is sorted roughly, but not completely, alphabetically:

Acq_Conf	293
Acquisition_Dump_Reader	294
Agnss_Ref_Location	299
Agnss_Ref_Time	300
alm_t	301
ambc_t	302
An_Packet_Printer	302
an_packet_t	304
Bayesian_estimator	306
Beidou_Dnav_Navigation_Message	319
Beidou_Dnav_Utc_Model	323
block	
Acquisition_msg_rx	295
beidou_b1i_telemetry_decoder_gs	308
beidou_b3i_telemetry_decoder_gs	310
channel_msg_receiver_cc	346
channel_status_msg_receiver	347
direct_resampler_conditioner_cb	371
direct_resampler_conditioner_cc	371
direct_resampler_conditioner_cs	372
dll_pll_veml_tracking	377
dll_pll_veml_tracking_fpga	377
Galileo_E1_Tcp_Connector_Tracking_cc	420
galileo_e5a_noncoherentIQ_acquisition_caf_cc	420
galileo_e6_has_msg_receiver	425
galileo_pcps_8ms_acquisition_cc	445
galileo_telemetry_decoder_gs	454
glonass_l1_ca_dll_pll_c_aid_tracking_cc	574
glonass_l1_ca_dll_pll_c_aid_tracking_sc	575
Glonass_L1_Ca_Dll_Pll_Tracking_cc	576
glonass_l1_ca_telemetry_decoder_gs	577
glonass_l2_ca_dll_pll_c_aid_tracking_cc	579
glonass_l2_ca_dll_pll_c_aid_tracking_sc	580
Glonass_L2_Ca_Dll_Pll_Tracking_cc	580
glonass_l2_ca_telemetry_decoder_gs	581

gnss_sdr_fpga_sample_counter	624
gnss_sdr_time_counter	632
gnss_synchro_monitor	646
Gps_L1_Ca_Dll_Pll_Tracking_GPU_cc	683
Gps_L1_Ca_Kf_Tracking_cc	683
Gps_L1_Ca_Tcp_Connector_Tracking_cc	684
gps_l1_ca_telemetry_decoder_gs	685
gps_l2c_telemetry_decoder_gs	687
gps_l5_telemetry_decoder_gs	688
hybrid_observables_gs	778
kf_vtl_tracking	792
labsat23_source	793
nav_message_monitor	803
Notch	810
NotchLite	813
pcps_acquisition	821
pcps_acquisition_fine_doppler_cc	825
pcps_assisted_acquisition_cc	837
pcps_cccwsr_acquisition_cc	842
pcps_opencl_acquisition_cc	846
pcps_quicksync_acquisition_cc	852
pcps_tong_acquisition_cc	857
pulse_blanking_cc	866
sbas_l1_telemetry_decoder_gs	919
signal_generator_c	937
Channel_Event	345
ChannelFsm	348
cl_fft_plan	350
clFFT_Complex	350
clFFT_Dim3	351
clFFT_SplitComplex	351
cnav_msg_decoder_t	351
cnav_msg_t	352
cnav_v27_part_t	354
Command_Event	357
Concurrent_Map< Data >	359
Concurrent_Queue< Data >	360
Concurrent_Queue< pmt::pmt_t >	360
ConfigurationInterface	360
FileConfiguration	388
InMemoryConfiguration	785
ControlThread	363
Cpu_Multicorrelator	366
Cpu_Multicorrelator_16sc	366
Cpu_Multicorrelator_Real_Codes	367
CubatureFilter	368
cuda_multicorrelator	369
dgps_t	370
Dll_Pll_Conf	374
Dll_Pll_Conf_Fpga	375
eph_t	380
erp_t	381
erpd_t	381
std::exception	
std::runtime_error	
GnuplotException	657
Exponential_Smoother	382
exterr_t	384

fcdb_t	384
file_t	387
Fpga_Acquisition	399
Fpga_buffer_monitor	404
Fpga_dynamic_bit_selection	405
Fpga_Multicorrelator_8sc	406
Fpga_Switch	411
FrontEndCal	414
ftp_t	416
Galileo_Almanac_Helper	417
Galileo_Cnav_Message	419
Galileo_Fnav_Message	430
Galileo_HAS_data	431
Galileo_HAS_page	437
Galileo_Inav_Message	439
Galileo_Iono	440
Galileo_Reduced_CED	450
Galileo_Utc_Model	455
GeoJSON_Printer	545
geph_t	546
Glonass_Gnav_Almanac	546
Glonass_Gnav_Ephemeris	553
Glonass_Gnav_Navigation_Message	567
Glonass_Gnav_Utc_Model	571
Gnss_Almanac	602
Beidou_Dnav_Almanac	312
Galileo_Almanac	416
Gps_Almanac	661
Gnss_circular_deque< T >	607
Gnss_circular_deque< Gnss_Synchro >	607
Gnss_Ephemeris	608
Beidou_Dnav_Ephemeris	313
Galileo_Ephemeris	426
Gps_CNAV_Ephemeris	663
Gps_Ephemeris	673
Gnss_Satellite	619
Gnss_Sdr_Supl_Client	625
Gnss_Signal	634
Gnss_Synchro	636
Gnss_Synchro_Udp_Sink	647
GNSSBlockFactory	648
GNSSBlockInterface	649
AcquisitionInterface	297
BeidouB1iPcpsAcquisition	328
BeidouB3iPcpsAcquisition	334
GalileoE1Pcps8msAmbiguousAcquisition	465
GalileoE1PcpsAmbiguousAcquisition	469
GalileoE1PcpsAmbiguousAcquisitionFpga	473
GalileoE1PcpsCccwsrAmbiguousAcquisition	480
GalileoE1PcpsQuickSyncAmbiguousAcquisition	484
GalileoE1PcpsTongAmbiguousAcquisition	488
GalileoE5aNoncoherentIQAquisitionCaf	500
GalileoE5aPcpsAcquisition	504
GalileoE5aPcpsAcquisitionFpga	508
GalileoE5bPcpsAcquisition	519
GalileoE5bPcpsAcquisitionFpga	526
GalileoE6PcpsAcquisition	537
GlonassL1CaPcpsAcquisition	587

GlonassL2CaPcpsAcquisition	596
GpsL1CaPcpsAcquisition	709
GpsL1CaPcpsAcquisitionFineDoppler	713
GpsL1CaPcpsAcquisitionFpga	717
GpsL1CaPcpsAssistedAcquisition	724
GpsL1CaPcpsOpenCIAcquisition	727
GpsL1CaPcpsQuickSyncAcquisition	731
GpsL1CaPcpsTongAcquisition	736
GpsL2MPcpsAcquisition	748
GpsL2MPcpsAcquisitionFpga	752
GpsL5iPcpsAcquisition	763
GpsL5iPcpsAcquisitionFpga	767
ArraySignalConditioner	304
BeamformerFilter	307
ByteToShort	340
ChannelInterface	349
Channel	341
DirectResamplerConditioner	373
FirFilter	395
FreqXlatingFirFilter	413
lbyteToCbyte	780
lbyteToComplex	781
lbyteToCshort	782
lshortToComplex	788
lshortToCshort	789
MmseResamplerConditioner	797
NotchFilter	811
NotchFilterLite	812
ObservablesInterface	818
HybridObservables	779
Pass_Through	819
PulseBlankingFilter	867
PvtInterface	874
Rtklib_Pvt	903
SignalConditioner	939
SignalGenerator	940
SignalSourceInterface	943
GenSignalSource	544
SignalSourceBase	942
Ad9361FpgaSignalSource	298
CustomUDPSignalSource	369
FifoSignalSource	386
FileSourceBase	389
FileSignalSource	389
FileTimestampSignalSource	394
NsrFileSignalSource	814
SpirFileSignalSource	948
TwoBitCpxFileSignalSource	970
TwoBitPackedFileSignalSource	972
FlexibandSignalSource	397
Fmcomms2SignalSource	398
GnMaxSignalSource	601
LabsatSignalSource	794
LimesdrSignalSource	797
MultichannelFileSignalSource	802
OsmosdrSignalSource	819
PlutosdrSignalSource	864
RawArraySignalSource	876

RtlTcpSignalSource	915
SpirGSS6450FileSignalSource	949
UhdSignalSource	974
TelemetryDecoderInterface	957
BeidouB1iTelemetryDecoder	332
BeidouB3iTelemetryDecoder	339
GalileoE1BTelemetryDecoder	458
GalileoE5aTelemetryDecoder	515
GalileoE5bTelemetryDecoder	533
GalileoE6TelemetryDecoder	542
GlonassL1CaTelemetryDecoder	591
GlonassL2CaTelemetryDecoder	600
GpsL1CaTelemetryDecoder	742
GpsL2CTelemetryDecoder	743
GpsL5TelemetryDecoder	774
SbasL1TelemetryDecoder	920
TrackingInterface	968
BeidouB1iDIIPIITracking	326
BeidouB3iDIIPIITracking	333
GalileoE1DIIPIIVemITracking	459
GalileoE1DIIPIIVemITrackingFpga	461
GalileoE1TcpConnectorTracking	492
GalileoE5aDIIPIITracking	494
GalileoE5aDIIPIITrackingFpga	496
GalileoE5bDIIPIITracking	516
GalileoE6DIIPIITracking	535
GlonassL1CaDIIPIICAidTracking	583
GlonassL1CaDIIPIITracking	585
GlonassL2CaDIIPIICAidTracking	592
GlonassL2CaDIIPIITracking	594
GpsL1CaDIIPIITracking	697
GpsL1CaDIIPIITrackingFpga	699
GpsL1CaDIIPIITrackingGPU	703
GpsL1CaKfTracking	705
GpsL1CaKfVtITracking	707
GpsL1CaTcpConnectorTracking	740
GpsL2MDIIPIITracking	744
GpsL2MDIIPIITrackingFpga	746
GpsL5DIIPIITracking	757
GpsL5DIIPIITrackingFpga	759
GNSSFlowgraph	650
GnssTime	654
Gnuplot	655
Gps_Acq_Assist	658
Gps_CNAV_Navigation_Message	670
Gps_Iono	679
Beidou_Dnav_Iono	319
Gps_CNAV_Iono	669
Gps_Navigation_Message	689
Gps_Utc_Model	693
Gps_CNAV_Utc_Model	672
GPU_Complex	775
GPU_Complex_Short	775
Gpx_Printer	776
gtime_t	777
half_cyc_tag	777
Has_Simple_Printer	778

INIReader	783
kernel_info_t	790
Kf_Conf	791
Kml_Printer	793
lex_t	795
lexeph_t	795
lexion_t	796
lexmsg_t	796
ModelFunction	798
Monitor_Ephemeris_Udp_Sink	798
Monitor_Pvt	799
Monitor_Pvt_Udp_Sink	800
msm_h_t	801
mt1_header	801
Nav_Message_Packet	804
Nav_Message_Udp_Sink	807
Nav_Msg_Udp_Listener	807
nav_t	808
Nmea_Printer	809
ntrip_t	815
Obs_Conf	816
obs_t	816
obsd_t	817
Observables_Dump_Reader	817
opt_t	818
pclk_t	820
pcps_acquisition_fpga	831
pcpsconf_fpga_t	862
pcv_t	862
pcvs_t	863
peph_t	863
pppcorr_t	864
prcopt_t	865
Pvt_Conf	868
Pvt_Solution	869
Rtklib_Solver	909
raw_t	875
ReedSolomon	877
Rinex_Printer	879
Rtcm	884
Rtcm_Printer	900
rtcm_t	902
rtk_t	903
Rtklib_Solver_Dump_Reader	912
rtksvr_t	913
Rtl_Tcp_Dongle_Info	914
Sbas_Ephemeris	916
sbs_t	921
sbsfcorr_t	922
sbsigp_t	922
sbsigpband_t	923
sbsion_t	923
sbslcorr_t	923
sbsmsg_t	924
sbssat_t	924
sbssatp_t	925
sdr_gnss_packet_t	925
seph_t	926

Serdes_Galileo_Eph	926
Serdes_Gnss_Synchro	928
Serdes_Gps_Eph	931
Serdes_Monitor_Pvt	932
Serdes_Nav_Message	934
serial_t	936
snrmask_t	944
sol_t	944
solbuf_t	945
solo_t	945
solstat_t	946
solstatbuf_t	946
Spirent_Motion_Csv_Dump_Reader	947
ssat_t	950
ssr_t	951
sta_t	951
stec_t	952
stream_cfg	952
stream_t	953
StringConverter	953
sync_block	
beamformer	306
byte_x2_to_complex_byte	340
complex_byte_to_float_x2	358
complex_float_to_complex_byte	358
conjugate_cc	361
conjugate_ic	362
conjugate_sc	363
cshort_to_float_x2	368
FifoReader	384
Gnss_Sdr_Timestamp	633
Gnss_Sdr_Valve	634
Gr_Complex_Ip_Packet_Source	776
rtklib_pvt_gs	906
rtl_tcp_signal_source_c	914
short_x2_to_cshort	937
sync_decimator	
gnss_sdr_sample_counter	624
interleaved_byte_to_complex_byte	786
interleaved_byte_to_complex_short	787
interleaved_short_to_complex_short	788
sync_interpolator	
unpack_2bit_samples	974
unpack_byte_2bit_cpx_samples	975
unpack_byte_2bit_samples	976
unpack_byte_4bit_samples	977
unpack_intspir_1bit_samples	977
unpack_spir_gss6450_samples	978
Tcp_Communication	954
Tcp_Packet_Data	954
tcp_t	955
tcpcli_t	955
TcpCmdInterface	956
tcpsvr_t	956
tec_t	957
tfe_t	959
tled_t	959
Tlm_Conf	960

TIm_CRC_Stats	960
TIm_Dump_Reader	961
Tracking_2nd_DLL_filter	962
Tracking_2nd_PLL_filter	963
Tracking_Dump_Reader	964
Tracking_FLL_PLL_filter	965
Tracking_loop_filter	966
Tracking_True_Obs_Reader	967
TrackingCmd	968
trop_t	969
True_Observables_Reader	969
UnscentedFilter	979
url_t	979
v27_decision_t	979
v27_poly_t	980
v27_t	980
Viterbi_Decoder	981
Viterbi_Decoder_Sbas	982

Chapter 7

Class Index

7.1 Class List

Here are the classes, structs, unions and interfaces with brief descriptions:

Acq_Conf	293
Acquisition_Dump_Reader	294
Acquisition_msg_rx	295
AcquisitionInterface	
This abstract class represents an interface to an acquisition GNSS block	297
Ad9361FpgaSignalSource	298
Agnss_Ref_Location	
Interface of an Assisted GNSS REFERENCE LOCATION storage	299
Agnss_Ref_Time	
Interface of an Assisted GNSS REFERENCE TIME storage	300
alm_t	301
ambc_t	302
An_Packet_Printer	
Class that prints PVT solutions in a serial device following a custom version of the Advanced Navigation Packet Protocol	302
an_packet_t	304
ArraySignalConditioner	
This class wraps blocks to change <code>data_type_adapter</code> , <code>input_filter</code> and <code>resampler</code> to be applied to the input flow of sampled signal	304
Bayesian_estimator	
Bayesian_estimator is an estimator of noise characteristics (i.e. mean, covariance)	306
beamformer	
This class implements a real-time software-defined spatial filter using the CTTC GNSS experimental antenna array input and a set of dynamically reloadable weights	306
BeamformerFilter	
Interface of an adapter of a digital beamformer block to a GNSSBlockInterface	307
beidou_b1i_telemetry_decoder_gs	
This class implements a block that decodes the BeiDou DNAV data	308
beidou_b3i_telemetry_decoder_gs	
This class implements a block that decodes the BeiDou DNAV data	310
Beidou_Dnav_Almanac	
This class is a storage for the BeiDou D1 almanac	312
Beidou_Dnav_Ephemeris	
This is a storage class for the Beidou SV ephemeris data as described in BeiDou Navigation Satellite System Signal In Space Interface Control Document Open Service Signal B1I (Version 3.0)	313

Beidou_Dnav_Iono	
This class is a storage for the BEIDOU IONOSPHERIC data as described in ICD v2.1	319
Beidou_Dnav_Navigation_Message	
This class decodes a BeiDou D1 NAV Data message	319
Beidou_Dnav_Utc_Model	
This class is a storage for the BeiDou DNAV UTC Model	323
BeidouB1iDlIPllTracking	
This class implements a code DLL + carrier PLL tracking loop	326
BeidouB1iPcpsAcquisition	
This class adapts a PCPS acquisition block to an AcquisitionInterface for GPS L1 C/A signals	328
BeidouB1iTelemetryDecoder	
This class implements a NAV data decoder for BEIDOU B1I	332
BeidouB3iDlIPllTracking	
This class implements a code DLL + carrier PLL tracking loop	333
BeidouB3iPcpsAcquisition	
This class adapts a PCPS acquisition block to an AcquisitionInterface for BeiDou B3I signals	334
BeidouB3iTelemetryDecoder	
This class implements a NAV data decoder for BEIDOU B1I	339
byte_x2_to_complex_byte	
This class adapts two signed char streams into a std::complex<signed char> stream	340
ByteToShort	
Adapts an 8-bits sample stream (IF) to a short int stream (IF)	340
Channel	
This class represents a GNSS channel. It wraps an AcquisitionInterface , a TrackingInterface and a TelemetryDecoderInterface , and handles their interaction through a Finite State Machine	341
Channel_Event	345
channel_msg_receiver_cc	
GNU Radio block that receives asynchronous channel messages from acquisition and tracking blocks	346
channel_status_msg_receiver	
GNU Radio block that receives asynchronous channel messages from tlm blocks	347
ChannelFsm	
This class implements a State Machine for channel	348
ChannelInterface	
This abstract class represents an interface to a channel GNSS block	349
cl_fft_plan	350
clFFT_Complex	350
clFFT_Dim3	351
clFFT_SplitComplex	351
cnav_msg_decoder_t	351
cnav_msg_t	352
cnav_v27_part_t	354
Command_Event	357
complex_byte_to_float_x2	
This class adapts a std::complex<signed char> stream into two 16-bits (short) streams	358
complex_float_to_complex_byte	
This class adapts a gr_complex stream into a std::complex<signed char> stream	358
Concurrent_Map< Data >	
This class implements a thread-safe std::map	359
Concurrent_Queue< Data >	
This class implements a thread-safe std::queue	360
ConfigurationInterface	
This abstract class represents an interface to configuration parameters	360
conjugate_cc	
This class adapts a std::complex<short> stream into two 32-bits (float) streams	361
conjugate_ic	
This class adapts a std::complex<short> stream into two 32-bits (float) streams	362

conjugate_sc	
This class adapts a <code>std::complex<short></code> stream into two 32-bits (float) streams	363
ControlThread	
This class represents the main thread of the application, so the name is ControlThread . This is the GNSS Receiver Control Plane: it connects the flowgraph, starts running it, and while it does not stop, reads the control messages generated by the blocks, processes them, and applies the corresponding actions	363
Cpu_Multicorrelator	
Class that implements carrier wipe-off and correlators	366
Cpu_Multicorrelator_16sc	
Class that implements carrier wipe-off and correlators	366
Cpu_Multicorrelator_Real_Codes	
Class that implements carrier wipe-off and correlators	367
cshort_to_float_x2	
This class adapts a <code>std::complex<short></code> stream into two 32-bits (float) streams	368
CubatureFilter	368
cuda_multicorrelator	
Class that implements carrier wipe-off and correlators using NVIDIA CUDA GPU accelerators	369
CustomUDPSignalSource	
This class reads from UDP packets, which streams interleaved I/Q samples over a network	369
dgps_t	370
direct_resampler_conditioner_cb	
This class implements a direct resampler conditioner for <code>std::complex<signed char></code>	371
direct_resampler_conditioner_cc	
This class implements a direct resampler conditioner for complex data	371
direct_resampler_conditioner_cs	
This class implements a direct resampler conditioner for <code>std::complex<short></code>	372
DirectResamplerConditioner	
Interface of an adapter of a direct resampler conditioner block to a SignalConditionerInterface	373
Dll_Pll_Conf	374
Dll_Pll_Conf_Fpga	375
dll_pll_veml_tracking	
This class implements a code DLL + carrier PLL tracking block	377
dll_pll_veml_tracking_fpga	
This class implements a code DLL + carrier PLL tracking block	377
eph_t	380
erp_t	381
erpd_t	381
Exponential_Smoother	
Class that implements a first-order exponential smoother	382
exterr_t	384
fcbd_t	384
FifoReader	384
FifoSignalSource	
Class that reads a sample stream from a Unix FIFO	386
file_t	387
FileConfiguration	
This class is an implementation of the interface ConfigurationInterface	388
FileSignalSource	
Class that reads signals samples from a file and adapts it to a SignalSourceInterface	389
FileSourceBase	
Base class to file-oriented SignalSourceBase GNSS blocks	389
FileTimestampSignalSource	
Class that reads signals samples from a file and adapts it to a SignalSourceInterface	394
FirFilter	
This class adapts a GNU Radio <code>gr_fir_filter</code> designed with <code>pm_remez</code>	395

FlexibandSignalSource	
This class configures and reads samples from Teleorbit Flexiband front-end. This software requires a Flexiband GNU Radio driver installed (not included with GNSS-SDR)	397
Fmcomms2SignalSource	398
Fpga_Acquisition	
Class that implements carrier wipe-off and correlators	399
Fpga_buffer_monitor	
Class that checks the receiver buffer overflow flags and monitors the status of the receiver buffers	404
Fpga_dynamic_bit_selection	
Class that controls the switch in the FPGA, which connects the FPGA acquisition and multicorrelator modules to either the DMA or the Analog Front-End	405
Fpga_Multicorrelator_8sc	
Class that implements carrier wipe-off and correlators	406
Fpga_Switch	
Class that controls the switch in the FPGA, which connects the FPGA acquisition and multicorrelator modules to either the DMA or the Analog Front-End	411
FreqXlatingFirFilter	
This class adapts a gnuradio gr_freq_xlating_fir_filter designed with pm_remez	413
FrontEndCal	414
ftp_t	416
Galileo_Almanac	
This class is a storage for the Galileo SV ALMANAC data	416
Galileo_Almanac_Helper	
This class is a storage for the GALILEO ALMANAC data as described in GALILEO ICD	417
Galileo_Cnav_Message	
This class handles the Galileo CNAV Data message, as described in the Galileo High Accuracy Service E6-B Signal-In-Space Message Specification v1.2 (April 2020)	419
Galileo_E1_Tcp_Connector_Tracking_cc	
This class implements a code DLL + carrier PLL VEML (Very Early Minus Late) tracking block for Galileo E1 signals	420
galileo_e5a_noncoherentIQ_acquisition_caf_cc	
This class implements a Parallel Code Phase Search Acquisition	420
galileo_e6_has_msg_receiver	
GNU Radio block that receives asynchronous Galileo HAS message pages from the telemetry blocks, stores them in memory, and decodes HAS messages when enough data have been received. The decoded HAS message is sent to the PVT block	425
Galileo_Ephemeris	
This class is a storage and orbital model functions for the Galileo SV ephemeris data as described in Galileo ICD paragraph 5.1.1	426
Galileo_Fnav_Message	
This class handles the Galileo F/NAV Data message, as described in the Galileo Open Service Signal in Space Interface Control Document (OS SIS ICD), Issue 2.0 (Jan. 2021). See https://www.gsc-europa.eu/sites/default/files/sites/all/files/Galileo_OS_SIS_ICD_v2.0.pdf	430
Galileo_HAS_data	
This class is a storage for Galileo HAS message type 1, as defined in Galileo High Accuracy Service E6-B Signal-In-Space Message Specification v1.2 (April 2020)	431
Galileo_HAS_page	
This class is a storage for Galileo HAS message page, as defined in Galileo High Accuracy Service E6-B Signal-In-Space Message Specification v1.2 (April 2020)	437
Galileo_Inav_Message	
This class handles the Galileo I/NAV Data message, as described in the Galileo Open Service Signal in Space Interface Control Document (OS SIS ICD), Issue 2.0 (Jan. 2021). See https://www.gsc-europa.eu/sites/default/files/sites/all/files/Galileo_OS_SIS_ICD_v2.0.pdf	439
Galileo_Iono	
This class is a storage for the GALILEO IONOSPHERIC data as described in Galileo ICD paragraph 5.1.6	440

galileo_pcps_8ms_acquisition_cc	
This class implements a Parallel Code Phase Search Acquisition for Galileo E1 signals with coherent integration time = 8 ms (two codes)	445
Galileo_Reduced_CED	
This class manages the Galileo Reduced Clock and Ephemeris Data	450
galileo_telemetry_decoder_gs	
This class implements a block that decodes the INAV and FNAV data defined in Galileo ICD	454
Galileo_Utc_Model	
This class is a storage for the GALILEO UTC MODEL data as described in Galileo ICD https://www.gsc-europa.eu/sites/default/files/sites/all/files/Galileo_OS_SIS_ICD_v2.0.pdf paragraph 5.1.7	455
GalileoE1BTelemetryDecoder	
This class implements a NAV data decoder for Galileo INAV frames in E1B radio link	458
GalileoE1DIIPILVemlTracking	
This class Adapts a DLL+PLL VEML (Very Early Minus Late) tracking loop block to a TrackingInterface for Galileo E1 signals	459
GalileoE1DIIPILVemlTrackingFpga	
This class Adapts a DLL+PLL VEML (Very Early Minus Late) tracking loop block to a TrackingInterface for Galileo E1 signals	461
GalileoE1Pcps8msAmbiguousAcquisition	
Adapts a PCPS 8ms acquisition block to an AcquisitionInterface for Galileo E1 Signals	465
GalileoE1PcpsAmbiguousAcquisition	
This class adapts a PCPS acquisition block to an AcquisitionInterface for Galileo E1 Signals	469
GalileoE1PcpsAmbiguousAcquisitionFpga	
This class adapts a PCPS acquisition block off-loaded on an FPGA to an AcquisitionInterface for Galileo E1 Signals	473
GalileoE1PcpsCccwsrAmbiguousAcquisition	
Adapts a PCPS CCCWSR acquisition block to an AcquisitionInterface for Galileo E1 Signals	480
GalileoE1PcpsQuickSyncAmbiguousAcquisition	
This class adapts a PCPS acquisition block to an AcquisitionInterface for Galileo E1 Signals	484
GalileoE1PcpsTongAmbiguousAcquisition	
Adapts a PCPS Tong acquisition block to an AcquisitionInterface for Galileo E1 Signals	488
GalileoE1TcpConnectorTracking	
This class implements a code DLL + carrier PLL tracking loop	492
GalileoE5aDIIPILTracking	
This class implements a code DLL + carrier PLL tracking loop	494
GalileoE5aDIIPILTrackingFpga	
This class implements a code DLL + carrier PLL tracking loop	496
GalileoE5aNoncoherentIQAcquisitionCaf	500
GalileoE5aPcpsAcquisition	504
GalileoE5aPcpsAcquisitionFpga	
This class adapts a PCPS acquisition block off-loaded on an FPGA to an AcquisitionInterface for Galileo E5a signals	508
GalileoE5aTelemetryDecoder	
This class implements a NAV data decoder for Galileo INAV frames in E1B radio link	515
GalileoE5bDIIPILTracking	
This class implements a code DLL + carrier PLL tracking loop	516
GalileoE5bPcpsAcquisition	519
GalileoE5bPcpsAcquisitionFpga	
This class adapts a PCPS acquisition block off-loaded on an FPGA to an AcquisitionInterface for Galileo E5b signals	526
GalileoE5bTelemetryDecoder	
This class implements a NAV data decoder for Galileo INAV frames in E5b radio link	533
GalileoE6DIIPILTracking	
This class implements a code DLL + carrier PLL tracking loop	535
GalileoE6PcpsAcquisition	
This class adapts a PCPS acquisition block to an AcquisitionInterface for Galileo E6 Signals	537

GalileoE6TelemetryDecoder	
This class implements a NAV data decoder for Galileo CNAV frames in E6 radio link	542
GenSignalSource	
This class wraps blocks that generates synthesized GNSS signal and filters the signal	544
GeoJSON_Printer	
Prints PVT solutions in GeoJSON format file	545
geph_t	546
Glonass_Gnav_Almanac	
This class is a storage for the GLONASS SV ALMANAC data as described GLONASS ICD (Edition 5.1)	546
Glonass_Gnav_Ephemeris	
This class is a storage and orbital model functions for the GLONASS SV ephemeris data as described in GLONASS ICD (Edition 5.1)	553
Glonass_Gnav_Navigation_Message	
This class decodes a GLONASS GNAV Data message as described in GLONASS ICD (Edition 5.1)	567
Glonass_Gnav_Utc_Model	
This class is a storage for the GLONASS GNAV UTC MODEL data as described in GLONASS ICD (Edition 5.1)	571
glonass_l1_ca_dll_pll_c_aid_tracking_cc	
This class implements a DLL + PLL tracking loop block	574
glonass_l1_ca_dll_pll_c_aid_tracking_sc	
This class implements a DLL + PLL tracking loop block	575
Glonass_L1_Ca_DLL_Pll_Tracking_cc	
This class implements a DLL + PLL tracking loop block	576
glonass_l1_ca_telemetry_decoder_gs	
This class implements a block that decodes the GNAV data defined in GLONASS ICD v5.1	577
glonass_l2_ca_dll_pll_c_aid_tracking_cc	
This class implements a DLL + PLL tracking loop block	579
glonass_l2_ca_dll_pll_c_aid_tracking_sc	
This class implements a DLL + PLL tracking loop block	580
Glonass_L2_Ca_DLL_Pll_Tracking_cc	
This class implements a DLL + PLL tracking loop block	580
glonass_l2_ca_telemetry_decoder_gs	
This class implements a block that decodes the GNAV data defined in GLONASS ICD v5.1	581
GlonassL1CaDIPIIAidTracking	
This class implements a code DLL + carrier PLL tracking loop	583
GlonassL1CaDIPIITracking	
This class implements a code DLL + carrier PLL tracking loop	585
GlonassL1CaPcpsAcquisition	
This class adapts a PCPS acquisition block to an AcquisitionInterface for GPS L1 C/A signals	587
GlonassL1CaTelemetryDecoder	
This class implements a NAV data decoder for GLONASS L1 C/A	591
GlonassL2CaDIPIIAidTracking	
This class implements a code DLL + carrier PLL tracking loop	592
GlonassL2CaDIPIITracking	
This class implements a code DLL + carrier PLL tracking loop	594
GlonassL2CaPcpsAcquisition	
This class adapts a PCPS acquisition block to an AcquisitionInterface for GLONASS L2 C/A signals	596
GlonassL2CaTelemetryDecoder	
This class implements a NAV data decoder for GLONASS L2 C/A	600
GnMaxSignalSource	
This class reads samples from a gnMAX2769 USB dongle, a RF front-end signal sampler	601
Gnss_Almanac	
Base class for GNSS almanac storage	602
Gnss_circular_deque< T >	607

Gnss_Ephemeris	
Base class for GNSS ephemeris storage	608
Gnss_Satellite	
This class represents a GNSS satellite	619
gnss_sdr_fpga_sample_counter	624
gnss_sdr_sample_counter	624
Gnss_Sdr_Supl_Client	
Class that implements a C++ interface to external Secure User Location Protocol (SUPL) client library.	625
gnss_sdr_time_counter	632
Gnss_Sdr_Timestamp	633
Gnss_Sdr_Valve	
Implementation of a GNU Radio block that sends a STOP message to the control queue right after a specific number of samples have passed through it	634
Gnss_Signal	
This class represents a GNSS signal	634
Gnss_Synchro	
This is the class that contains the information that is shared by the processing blocks	636
gnss_synchro_monitor	
This class implements a monitoring block which allows sending a data stream with the receiver internal parameters (Gnss_Synchro objects) to local or remote clients over UDP	646
Gnss_Synchro_Udp_Sink	
This class sends serialized Gnss_Synchro objects over UDP to one or multiple endpoints	647
GNSSBlockFactory	
Class that produces all kinds of GNSS blocks	648
GNSSBlockInterface	
This abstract class represents an interface to GNSS blocks	649
GNSSFlowgraph	
This class represents a GNSS flow graph	650
GnssTime	654
Gnuplot	655
GnuplotException	657
Gps_Acq_Assist	
This class is a storage for the GPS GSM RRLL acquisition assistance data as described in Digital cellular telecommunications system (Phase 2+); Location Services (LCS); Mobile Station (MS) - Serving Mobile Location Centre (SMLC) Radio Resource LCS Protocol (RRLP) (3GPP TS 44.031 version 5.12.0 Release 5)	658
Gps_Almanac	
This class is a storage for the GPS SV ALMANAC data as described in IS-GPS-200M	661
Gps_CNAV_Ephemeris	
This is a storage class for the GPS CNAV ephemeris data as described in IS-GPS-200M	663
Gps_CNAV_Iono	
This class is a storage for the GPS IONOSPHERIC data as described in IS-GPS-200M	669
Gps_CNAV_Navigation_Message	
This class decodes a GPS CNAV Data message as described in IS-GPS-200M	670
Gps_CNAV_Utc_Model	
This class is a storage for the GPS UTC MODEL data as described in in IS-GPS-200M	672
Gps_Ephemeris	
This class is a storage and orbital model functions for the GPS SV ephemeris data as described in IS-GPS-200M	673
Gps_Iono	
This class is a storage for the GPS IONOSPHERIC data as described in IS-GPS-200M	679
Gps_L1_Ca_Dll_Pll_Tracking_GPU_cc	
This class implements a DLL + PLL tracking loop block	683
Gps_L1_Ca_Kf_Tracking_cc	
This class implements a DLL + PLL tracking loop block	683
Gps_L1_Ca_Tcp_Connector_Tracking_cc	
This class implements a DLL + PLL tracking loop block	684

gps_l1_ca_telemetry_decoder_gs	This class implements a block that decodes the NAV data defined in IS-GPS-200M	685
gps_l2c_telemetry_decoder_gs	This class implements a block that decodes CNAV data defined in IS-GPS-200M	687
gps_l5_telemetry_decoder_gs	This class implements a GPS L5 Telemetry decoder	688
Gps_Navigation_Message	This class decodes a GPS NAV Data message as described in IS-GPS-200M	689
Gps_Utc_Model	This class is a storage for the GPS UTC MODEL data as described in IS-GPS-200M	693
GpsL1CaDIIPITracking	This class implements a code DLL + carrier PLL tracking loop	697
GpsL1CaDIIPITrackingFpga	This class implements a code DLL + carrier PLL tracking loop	699
GpsL1CaDIIPITrackingGPU	This class implements a code DLL + carrier PLL tracking loop using GPU accelerated functions	703
GpsL1CaKFTTracking	This class implements a code DLL + carrier PLL tracking loop	705
GpsL1CaKFVtITracking	This class implements a code + carrier Kalman Filter tracking loop with VTL capabilities	707
GpsL1CaPcpsAcquisition	This class adapts a PCPS acquisition block to an AcquisitionInterface for GPS L1 C/A signals	709
GpsL1CaPcpsAcquisitionFineDoppler	This class Adapts a PCPS acquisition block with fine Doppler estimation to an AcquisitionInterface for GPS L1 C/A signals	713
GpsL1CaPcpsAcquisitionFpga	This class adapts a PCPS acquisition block off-loaded on an FPGA to an AcquisitionInterface for GPS L1 C/A signals	717
GpsL1CaPcpsAssistedAcquisition	This class adapts a PCPS acquisition block to an AcquisitionInterface for GPS L1 C/A signals	724
GpsL1CaPcpsOpenCLAcquisition	This class adapts an OpenCL PCPS acquisition block to an AcquisitionInterface for GPS L1 C/A signals	727
GpsL1CaPcpsQuickSyncAcquisition	This class adapts a PCPS acquisition block to an AcquisitionInterface for GPS L1 C/A signals	731
GpsL1CaPcpsTongAcquisition	This class adapts a PCPS Tong acquisition block to an AcquisitionInterface for GPS L1 C/A signals	736
GpsL1CaTcpConnectorTracking	This class implements a code DLL + carrier PLL tracking loop	740
GpsL1CaTelemetryDecoder	This class implements a NAV data decoder for GPS L1 C/A	742
GpsL2CTelemetryDecoder	This class implements a NAV data decoder for GPS L2 M	743
GpsL2MDIIPITracking	This class implements a code DLL + carrier PLL tracking loop	744
GpsL2MDIIPITrackingFpga	This class implements a code DLL + carrier PLL tracking loop	746
GpsL2MPcpsAcquisition	This class adapts a PCPS acquisition block to an AcquisitionInterface for GPS L2 M signals	748
GpsL2MPcpsAcquisitionFpga	This class adapts a PCPS acquisition block off-loaded on an FPGA to an AcquisitionInterface for GPS L2 M signals	752
GpsL5DIIPITracking	This class implements a code DLL + carrier PLL tracking loop	757
GpsL5DIIPITrackingFpga	This class implements a code DLL + carrier PLL tracking loop	759

GpsL5iPcpsAcquisition	
This class adapts a PCPS acquisition block to an AcquisitionInterface for GPS L5i signals . . .	763
GpsL5iPcpsAcquisitionFpga	
This class adapts a PCPS acquisition block off-loaded on an FPGA to an AcquisitionInterface for GPS L5i signals	767
GpsL5TelemetryDecoder	
This class implements a NAV data decoder for GPS L5	774
GPU_Complex	775
GPU_Complex_Short	775
Gpx_Printer	
Prints PVT information to GPX format file	776
Gr_Complex_Ip_Packet_Source	776
gtime_t	777
half_cyc_tag	777
Has_Simple_Printer	
Prints HAS messages content in a txt file. See HAS-SIS-ICD for a message description	778
hybrid_observables_gs	
This class implements a block that computes observables	778
HybridObservables	
This class implements an ObservablesInterface for observables of all kind of GNSS signals . .	779
lbyteToCbyte	780
lbyteToComplex	
Adapts an I/Q interleaved byte integer sample stream to a gr_complex (float) stream	781
lbyteToCshort	
Adapts a short integer (16 bits) interleaved sample stream into a std::complex<short> stream	782
INIReader	
Read an INI file into easy-to-access name/value pairs. (Note that I've gone for simplicity here rather than speed, but it should be pretty decent.)	783
InMemoryConfiguration	
This class is an implementation of the interface ConfigurationInterface	785
interleaved_byte_to_complex_byte	
This class adapts an 8-bits interleaved sample stream into a 16-bits complex stream (std::complex<unsigned char>)	786
interleaved_byte_to_complex_short	
This class adapts a short (16-bits) interleaved sample stream into a std::complex<short> stream	787
interleaved_short_to_complex_short	
This class adapts a short (16-bits) interleaved sample stream into a std::complex<short> stream	788
lshortToComplex	
Adapts an I/Q interleaved short integer sample stream to a gr_complex (float) stream	788
lshortToCshort	
Adapts a short integer (16 bits) interleaved sample stream into a std::complex<short> stream	789
kernel_info_t	790
Kf_Conf	791
kf_vtl_tracking	
This class implements a code DLL + carrier PLL tracking block	792
Kml_Printer	
Prints PVT information to OGC KML format file (can be viewed with Google Earth)	793
labsat23_source	
This class implements conversion between Labsat 2, 3 and 3 Wideband formats to gr_complex	793
LabsatSignalSource	
This class reads samples stored in LabSat version 2, 3, and 3 Wideband format	794
lex_t	795
lexeph_t	795
lexion_t	796
lexmsg_t	796
LimesdrSignalSource	
This class instantiates the LimeSDR gnuradio signal source. It has support also for a customized LimeSDR firmware and signal source to support PPS samplestamp reading	797

MmseResamplerConditioner	
Interface of a MMSE resampler block adapter to a SignalConditionerInterface	797
ModelFunction	798
Monitor_Ephemeris_Udp_Sink	798
Monitor_Pvt	
This class contains parameters and outputs of the PVT block	799
Monitor_Pvt_Udp_Sink	800
msm_h_t	801
mt1_header	801
MultichannelFileSignalSource	
Class that reads signals samples from files at different frequency bands and adapts it to a SignalSourceInterface	802
nav_message_monitor	
GNU Radio block that receives asynchronous Nav_Message_Packet objects from the telemetry blocks and sends them via UDP	803
Nav_Message_Packet	804
Nav_Message_Udp_Sink	807
Nav_Msg_Udp_Listener	807
nav_t	808
Nmea_Printer	
This class provides a implementation of a subset of the NMEA-0183 standard for interfacing marine electronic devices as defined by the National Marine Electronics Association (NMEA)	809
Notch	
This class implements a real-time software-defined multi state notch filter	810
NotchFilter	811
NotchFilterLite	812
NotchLite	
This class implements a real-time software-defined multi state notch filter light version	813
NsrFileSignalSource	
Class that reads signals samples from a file and adapts it to a SignalSourceInterface	814
ntrip_t	815
Obs_Conf	816
obs_t	816
obsd_t	817
Observables_Dump_Reader	817
ObservablesInterface	
This abstract class represents an interface to an observables block	818
opt_t	818
OsmosdrSignalSource	
This class reads samples OsmoSDR-compatible front-ends, such as HackRF or Realtek's RTL2832U-based USB dongle DVB-T receivers (see https://osmocom.org/projects/rtl-sdr/wiki)	819
Pass_Through	
This class implements a block that connects input and output (does nothing)	819
pclk_t	820
pcps_acquisition	
This class implements a Parallel Code Phase Search Acquisition	821
pcps_acquisition_fine_doppler_cc	
This class implements a Parallel Code Phase Search Acquisition	825
pcps_acquisition_fpga	
This class implements a Parallel Code Phase Search Acquisition that uses the FPGA	831
pcps_assisted_acquisition_cc	
This class implements a Parallel Code Phase Search Acquisition	837
pcps_cccwsr_acquisition_cc	
This class implements a Parallel Code Phase Search Acquisition with Coherent Channel Combining With Sign Recovery scheme	842
pcps_opencl_acquisition_cc	
This class implements a Parallel Code Phase Search Acquisition	846

pcps_quicksync_acquisition_cc	
This class implements a Parallel Code Phase Search Acquisition with the implementation of the Sparse QuickSync Algorithm	852
pcps_tong_acquisition_cc	
This class implements a Parallel Code Phase Search Acquisition with Tong algorithm	857
pcpsconf_fpga_t	862
pcv_t	862
pcvs_t	863
peph_t	863
PlutosdrSignalSource	864
pppcorr_t	864
prcopt_t	865
pulse_blanking_cc	866
PulseBlankingFilter	867
Pvt_Conf	868
Pvt_Solution	
Base class for a PVT solution	869
PvtInterface	
This class represents an interface to a PVT block	874
raw_t	875
RawArraySignalSource	
This class reads samples from an antenna array RF front-end signal sampler	876
ReedSolomon	
Class implementing a Reed-Solomon encoder and decoder RS(255,K,d) where k=255-nroots is the information vector length and d=nroots+1 is the minimum Hamming distance, with symbols of 8 bits. It allows shortened RS codes	877
Rinex_Printer	
Class that handles the generation of Receiver INdependent EXchange format (RINEX) files . .	879
Rtcm	
This class implements the generation and reading of some Message Types defined in the RTCM 3.2 Standard, plus some utilities to handle messages	884
Rtcm_Printer	
This class provides a implementation of a subset of the RTCM Standard 10403.2 messages .	900
rtcm_t	902
rtk_t	903
Rtklib_Pvt	
This class implements a PvtInterface for the RTKLIB PVT block	903
rtklib_pvt_gs	
This class implements a block that computes the PVT solution using the RTKLIB integrated library	906
Rtklib_Solver	
This class implements a PVT solution based on RTKLIB	909
Rtklib_Solver_Dump_Reader	912
rtksvr_t	913
Rtl_Tcp_Dongle_Info	
This class represents the dongle information which is sent by rtl_tcp	914
rtl_tcp_signal_source_c	
This class reads interleaved I/Q samples from an rtl_tcp server and outputs complex types . .	914
RtlTcpSignalSource	
This class reads from rtl_tcp, which streams interleaved I/Q samples over TCP. (see https://osmocom.org/projects/rtl-sdr/wiki)	915
Sbas_Ephemeris	
This class stores SBAS SV ephemeris data	916
sbas_l1_telemetry_decoder_gs	
This class implements a block that decodes the SBAS integrity and corrections data defined in RTCA MOPS DO-229	919
SbasL1TelemetryDecoder	
This class implements a NAV data decoder for SBAS frames in L1 radio link	920

sbs_t	921
sbsfcrr_t	922
sbsigp_t	922
sbsigpband_t	923
sbsion_t	923
sbslcorr_t	923
sbsmsg_t	924
sbssat_t	924
sbssatp_t	925
sdr_gnss_packet_t	925
seph_t	926
Serdes_Galileo_Eph	
This class implements serialization and deserialization of Galileo_Ephemeris using Protocol Buffers	926
Serdes_Gnss_Synchro	
This class implements serialization and deserialization of Gnss_Synchro objects using Protocol Buffers	928
Serdes_Gps_Eph	
This class implements serialization and deserialization of Gps_Ephemeris objects using Protocol Buffers	931
Serdes_Monitor_Pvt	
This class implements serialization and deserialization of Monitor_Pvt objects using Protocol Buffers	932
Serdes_Nav_Message	
This class implements serialization and deserialization of Nav_Message_Packet objects using Protocol Buffers	934
serial_t	936
short_x2_to_cshort	
This class adapts two short streams into a <code>std::complex<short></code> stream	937
signal_generator_c	
This class generates synthesized GNSS signal	937
SignalConditioner	
This class wraps blocks to change <code>data_type_adapter</code> , <code>input_filter</code> and <code>resampler</code> to be applied to the input flow of sampled signal	939
SignalGenerator	
This class generates synthesized GNSS signal	940
SignalSourceBase	942
SignalSourceInterface	
This abstract class represents an interface to <code>signal_source</code> GNSS block	943
snrmask_t	944
sol_t	944
solbuf_t	945
solopt_t	945
solstat_t	946
solstatbuf_t	946
Spirent_Motion_Csv_Dump_Reader	947
SpirFileSignalSource	
Class that reads signals samples from a file and adapts it to a SignalSourceInterface	948
SpirGSS6450FileSignalSource	
Class that reads signals samples from a file and adapts it to a SignalSourceInterface	949
ssat_t	950
ssr_t	951
sta_t	951
stec_t	952
stream_cfg	952
stream_t	953
StringConverter	
Class that interprets the contents of a string and converts it into different types	953

Tcp_Communication	
TCP communication class	954
Tcp_Packet_Data	
Class that implements a TCP data packet	954
tcp_t	955
tcpcli_t	955
TcpCmdInterface	956
tcpsvr_t	956
tec_t	957
TelemetryDecoderInterface	
This abstract class represents an interface to a navigation GNSS block	957
tle_t	959
tled_t	959
Tlm_Conf	960
Tlm_CRC_Stats	
Class that computes the telemetry CRC statistics	960
Tlm_Dump_Reader	961
Tracking_2nd_DLL_filter	
This class implements a 2nd order DLL filter for code tracking loop	962
Tracking_2nd_PLL_filter	
This class implements a 2nd order PLL filter for carrier tracking loop	963
Tracking_Dump_Reader	964
Tracking_FLL_PLL_filter	
This class implements a hybrid FLL and PLL filter for tracking carrier loop	965
Tracking_loop_filter	
This class implements a generic 1st, 2nd or 3rd order loop filter	966
Tracking_True_Obs_Reader	967
TrackingCmd	968
TrackingInterface	
This abstract class represents an interface to a tracking block	968
trop_t	969
True_Observables_Reader	969
TwoBitCpxFileSignalSource	
Class that reads signals samples from a file and adapts it to a SignalSourceInterface	970
TwoBitPackedFileSignalSource	
Class that reads signals samples from a file and adapts it to a SignalSourceInterface	972
UhdSignalSource	
This class reads samples from a UHD device (see http://code.ettus.com/redmine/ettus/projects/uhd)	974
unpack_2bit_samples	
This class takes 2 bit samples that have been packed into bytes or shorts as input and generates a byte for each sample. It generates eight times as much data as is input (every two bits become 16 bits)	974
unpack_byte_2bit_cpx_samples	
This class implements conversion between byte packet samples to 2bit_cpx samples 1 byte = 2 x complex 2bit I, + 2bit Q samples	975
unpack_byte_2bit_samples	
This class implements conversion between byte packet samples to 2bit samples 1 byte = 4 2bit samples	976
unpack_byte_4bit_samples	
This class implements conversion between byte packet samples to 4bit_cpx samples 1 byte = 1 x complex 4bit I, + 4bit Q samples	977
unpack_intspir_1bit_samples	
This class implements conversion between byte packet samples to 2bit samples 1 byte = 4 2bit samples	977
unpack_spir_gss6450_samples	978
UnscentedFilter	979
url_t	979

v27_decision_t	979
v27_poly_t	980
v27_t	980
Viterbi_Decoder	
Class that implements a Viterbi decoder	981
Viterbi_Decoder_Sbas	
Class that implements a Viterbi decoder	982

Chapter 8

File Index

8.1 File List

Here is a list of all documented files with brief descriptions:

acq_conf.h	Class that contains all the configuration parameters for generic acquisition block based on the PCPS algorithm	985
acquisition_dump_reader.h	Helper file for unit testing	985
acquisition_interface.h	Header file of the interface to an acquisition GNSS block	986
acquisition_msg_rx.h	This is a helper class to catch the asynchronous messages emitted by an acquisition block	987
ad9361_fpga_signal_source.h	Signal source for Analog Devices front-end AD9361 connected directly to FPGA accelerators. This source implements only the AD9361 control. It is NOT compatible with conventional SDR acquisition and tracking blocks. Please use the fmcomms2 source if conventional SDR acquisition and tracking is selected in the configuration file	987
ad9361_manager.h	An Analog Devices AD9361 front-end configuration library wrapper for configure some functions via iiod link	988
agnss_ref_location.h	Interface of an Assisted GNSS REFERENCE LOCATION storage	989
agnss_ref_time.h	Interface of an Assisted GNSS REFERENCE TIME storage	990
an_packet_printer.h	Interface of a class that prints PVT solutions in a serial device following a custom version of the Advanced Navigation Packet Protocol	991
array_signal_conditioner.h	It wraps blocks to change data type, filter and resample input data, adapted to array receiver	991
bayesian_estimation.h	Interface of a library with Bayesian noise statistic estimation	992
beamformer.h	Simple spatial filter using RAW array input and beamforming coefficients	993
beamformer_filter.h	Interface of an adapter of a digital beamformer	993
Beidou_B1I.h	Defines system parameters for BeiDou B1I signal and DNAV data	994
beidou_b1i_dll_pll_tracking.h	Interface of an adapter of a DLL+PLL tracking loop block for Beidou B1I to a TrackingInterface	995

beidou_b1i_pcps_acquisition.h	Adapts a PCPS acquisition block to an AcquisitionInterface for Beidou B1I signals	996
beidou_b1i_signal_replica.h	This file implements various functions for BeiDou B1I signal replica generation	996
beidou_b1i_telemetry_decoder.h	Interface of an adapter of a Beidou B1I NAV data decoder block to a TelemetryDecoderInterface	997
beidou_b1i_telemetry_decoder_gs.h	Implementation of a BEIDOU B1I DNAV data decoder block	998
Beidou_B3I.h	Defines system parameters for BeiDou B3I signal and DNAV data	999
beidou_b3i_dll_pll_tracking.h	Interface of an adapter of a DLL+PLL tracking loop block for Beidou B3I to a TrackingInterface	1000
beidou_b3i_pcps_acquisition.h	Adapts a PCPS acquisition block to an AcquisitionInterface for Beidou B3I signals	1000
beidou_b3i_signal_replica.h	This file implements various functions for BeiDou B3I signal replica generation	1001
beidou_b3i_telemetry_decoder.h	Interface of an adapter of a Beidou B3I NAV data decoder block to a TelemetryDecoderInterface	1002
beidou_b3i_telemetry_decoder_gs.h	Implementation of a BEIDOU B3I DNAV data decoder block	1002
Beidou_DNAV.h	Defines system parameters for BeiDou DNAV data processing	1003
beidou_dnav_almanac.h	Interface of a Beidou DNAV Almanac storage	1008
beidou_dnav_ephemeris.h	Interface of a BEIDOU EPHEMERIS storage	1008
beidou_dnav_iono.h	Interface of a BEIDOU IONOSPHERIC MODEL storage	1009
beidou_dnav_navigation_message.h	Interface of a BeiDou DNAV Data message decoder	1009
beidou_dnav_utc_model.h	Interface of a BeiDou UTC MODEL storage	1010
bits.h	Utilities for bit manipulation of the libswiftnav library	1010
byte_to_short.h	Adapts an 8-bits sample stream (IF) to a short int stream (IF)	1011
byte_x2_to_complex_byte.h	Adapts two signed char streams into a std::complex<signed char> stream	1012
channel.h	Interface of a GNSS channel	1013
channel_event.h	Class that defines a channel event	1013
channel_fsm.h	Interface of the State Machine for channel	1014
channel_interface.h	This class represents an interface to a channel GNSS block	1015
channel_msg_receiver_cc.h	GNU Radio block that receives asynchronous channel messages from acquisition and tracking blocks	1015
channel_status_msg_receiver.h	GNU Radio block that receives asynchronous channel messages from acquisition and tracking blocks	1016
cIFFT.h	FFT in OpenCL	1017
cnav_msg.h	Utilities for CNAV message manipulation of the libswiftnav library	1018
command_event.h	Class that defines a receiver command event	1019

complex_byte_to_float_x2.h	Adapts a <code>std::complex<signed char></code> stream into two 16-bits (short) streams	1019
complex_float_to_complex_byte.h	Adapts a <code>gr_complex</code> stream into a <code>std::complex<signed char></code> stream	1020
concurrent_map.h	Interface of a thread-safe <code>std::map</code>	1021
concurrent_queue.h	Interface of a thread-safe <code>std::queue</code>	1021
configuration_interface.h	This class represents an interface to configuration parameters	1022
conjugate_cc.h	Conjugate a stream of <code>gr_complex</code>	1023
conjugate_ic.h	Conjugate a stream of <code>lv_8sc_t</code> (<code>std::complex<char></code>)	1023
conjugate_sc.h	Conjugate a stream of <code>lv_16sc_t</code> (<code>std::complex<short></code>)	1024
control_thread.h	Interface of the receiver control plane	1025
cpu_multicorrelator.h	High optimized CPU vector multiTAP correlator class	1026
cpu_multicorrelator_16sc.h	Highly optimized CPU vector multiTAP correlator class for <code>lv_16sc_t</code> (short int complex)	1026
cpu_multicorrelator_real_codes.h	Highly optimized CPU vector multiTAP correlator class using real-valued local codes	1027
cshort_to_float_x2.h	Adapts a <code>std::complex<short></code> stream into two float streams	1027
cuda_multicorrelator.h	Highly optimized CUDA GPU vector multiTAP correlator class	1028
custom_udp_signal_source.h	Receives ip frames containing samples in UDP frame encapsulation using a high performance packet capture library (libpcap)	1029
direct_resampler_conditioner.h	Interface of an adapter of a direct resampler conditioner block to a <code>SignalConditionerInterface</code>	1029
direct_resampler_conditioner_cb.h	Nearest neighborhood resampler with <code>std::complex<signed char></code> input and <code>std::complex<signed char></code> output	1030
direct_resampler_conditioner_cc.h	Nearest neighborhood resampler with <code>gr_complex</code> input and <code>gr_complex</code> output	1031
direct_resampler_conditioner_cs.h	Nearest neighborhood resampler with <code>std::complex<short></code> input and <code>std::complex<short></code> output	1031
display.h	Defines useful display constants	1032
dll_pll_conf.h	Class that contains all the configuration parameters for generic tracking block based on a DLL and a PLL	1033
dll_pll_conf_fpga.h	Class that contains all the configuration parameters for generic tracking block based on a DLL and a PLL for the FPGA	1033
dll_pll_veml_tracking.h	Implementation of a code DLL + carrier PLL tracking block	1034
dll_pll_veml_tracking_fpga.h	Implementation of a code DLL + carrier PLL tracking block using an FPGA	1035
edc.h	Utilities for CRC computation of the libswiftnav library	1036
exponential_smoother.h	Class that implements an exponential smoother	1037

fec.h	Utilities for the convolutional encoder of the libswiftnav library	1037
fft_base_kernels.h	FFT base kernels for OpenCL	1038
fft_internal.h	Internals of FFT for OpenCL	1038
fifo_reader.h	Header file to retrieve samples from an existing Unix FIFO	1039
fifo_signal_source.h	Header file of the class for retrieving samples through a Unix FIFO	1040
file_configuration.h	A ConfigurationInterface that reads the configuration from a file	1040
file_signal_source.h	Interface of a class that reads signals samples from a file and adapts it to a SignalSourceInterface	1041
file_source_base.h	Header file of the base class to file-oriented signal_source GNSS blocks	1042
file_timestamp_signal_source.h	This class reads samples stored in a file and generate stream tags with its timestamp information stored in separated file	1042
fir_filter.h	Adapts a gnuradio gr_fir_filter designed with pm_remez	1043
flexiband_signal_source.h	Signal Source adapter for the Teleorbit Flexiband front-end device. This adapter requires a Flexiband GNU Radio driver installed (not included with GNSS-SDR)	1044
fmcomms2_signal_source.h	Interface to use SDR hardware based in FMCOMMS2 driver from analog devices, for example FMCOMMS4 and ADALM-PLUTO (PlutoSdr)	1044
fpga_acquisition.h	Highly optimized FPGA vector correlator class	1045
fpga_buffer_monitor.h	Check receiver buffer overflow and monitor the status of the receiver buffers	1046
fpga_dynamic_bit_selection.h	Dynamic bit selection in the received signal	1046
fpga_multicorrelator.h	FPGA vector correlator class	1047
fpga_switch.h	Switch that connects the HW accelerator queues to the analog front end or the DMA	1047
freq_xlating_fir_filter.h	Adapts a gnuradio gr_freq_xlating_fir_filter designed with gr_remez	1048
front_end_cal.h	Interface of the Front-end calibration program	1049
galileo_almanac.h	Interface of a Galileo ALMANAC storage	1049
galileo_almanac_helper.h	Interface of a Galileo ALMANAC storage helper	1050
Galileo_CNAV.h	Galileo CNAV message constants. Data from: Galileo High Accuracy Service E6-B Signal-In-Space Message Specification v1.2 (April 2020)	1050
galileo_cnav_message.h	Implementation of a Galileo CNAV Data message as described in Galileo High Accuracy Service E6-B Signal-In-Space Message Specification v1.2 (April 2020)	1052
Galileo_E1.h	Defines system parameters for Galileo E1 signal and NAV data	1053
galileo_e1_dll_pll_veml_tracking.h	Adapts a DLL+PLL VEML (Very Early Minus Late) tracking loop block to a TrackingInterface for Galileo E1 signals	1054

galileo_e1_dll_pll_veml_tracking_fpga.h	Adapts a DLL+PLL VEML (Very Early Minus Late) tracking loop block to a TrackingInterface for Galileo E1 signals for the FPGA	1054
galileo_e1_pcps_8ms_ambiguous_acquisition.h	Adapts a PCPS 8ms acquisition block to an AcquisitionInterface for Galileo E1 Signals	1055
galileo_e1_pcps_ambiguous_acquisition.h	Adapts a PCPS acquisition block to an AcquisitionInterface for Galileo E1 Signals	1056
galileo_e1_pcps_ambiguous_acquisition_fpga.h	Adapts a PCPS acquisition block to an AcquisitionInterface for Galileo E1 Signals for the FPGA	1056
galileo_e1_pcps_cccwsr_ambiguous_acquisition.h	Adapts a PCPS CCCWSR acquisition block to an AcquisitionInterface for Galileo E1 Signals	1057
galileo_e1_pcps_quicksync_ambiguous_acquisition.h	Adapts a PCPS acquisition block to an AcquisitionInterface for Galileo E1 Signals	1057
galileo_e1_pcps_tong_ambiguous_acquisition.h	Adapts a PCPS Tong acquisition block to an AcquisitionInterface for Galileo E1 Signals	1058
galileo_e1_signal_replica.h	This library implements various functions for Galileo E1 signal replica generation	1059
galileo_e1_tcp_connector_tracking.h	Interface of an adapter of a TCP connector block based on code DLL + carrier PLL for Galileo E1 to a TrackingInterface	1059
galileo_e1_tcp_connector_tracking_cc.h	Interface of a TCP connector block based on code DLL + carrier PLL VEML (Very Early Minus Late) tracking block for Galileo E1 signals	1060
galileo_e1b_telemetry_decoder.h	Interface of an adapter of a GALILEO E1B NAV data decoder block to a TelemetryDecoderInterface	1061
galileo_e5_signal_replica.h	This library implements various functions for Galileo E5 signal replica generation	1062
Galileo_E5a.h	Defines system parameters for Galileo E5a signal and NAV data	1062
galileo_e5a_dll_pll_tracking.h	Adapts a code DLL + carrier PLL tracking block to a TrackingInterface for Galileo E5a signals	1064
galileo_e5a_dll_pll_tracking_fpga.h	Adapts a code DLL + carrier PLL tracking block to a TrackingInterface for Galileo E5a signals for the FPGA	1064
galileo_e5a_noncoherent_iq_acquisition_caf.h	Adapts a PCPS acquisition block to an AcquisitionInterface for Galileo E5a data and pilot Signals	1065
galileo_e5a_noncoherent_iq_acquisition_caf_cc.h	Adapts a PCPS acquisition block to an AcquisitionInterface for Galileo E5a data and pilot Signals	1066
galileo_e5a_pcps_acquisition.h	Adapts a PCPS acquisition block to an AcquisitionInterface for Galileo E5a data and pilot Signals	1067
galileo_e5a_pcps_acquisition_fpga.h	Adapts a PCPS acquisition block to an AcquisitionInterface for Galileo E5a data and pilot Signals for the FPGA	1067
galileo_e5a_telemetry_decoder.h	Interface of an adapter of a GALILEO E5a FNAV data decoder block to a TelemetryDecoderInterface	1068
Galileo_E5b.h	Defines system parameters for Galileo E5b signal and NAV data	1069
galileo_e5b_dll_pll_tracking.h	Adapts a code DLL + carrier PLL tracking block to a TrackingInterface for Galileo E5b signals	1070
galileo_e5b_pcps_acquisition.h	Adapts a PCPS acquisition block to an AcquisitionInterface for Galileo E5b data and pilot Signals	1071
galileo_e5b_pcps_acquisition_fpga.h	Adapts a PCPS acquisition block to an AcquisitionInterface for Galileo E5b data and pilot Signals for the FPGA	1071

galileo_e5b_telemetry_decoder.h	
Interface of an adapter of a GALILEO E5B NAV data decoder block to a TelemetryDecoderInterface	
1072	
Galileo_E6.h	
Defines system parameters for Galileo E6 B/C signal, as published at: European Union, E6-B/C Codes Technical Note, Issue 1, January 2019	1073
galileo_e6_dll_pll_tracking.h	
Adapts a code DLL + carrier PLL tracking block to a TrackingInterface for Galileo E6 signals . .	1074
galileo_e6_has_msg_receiver.h	
GNU Radio block that processes Galileo HAS message pages received from Galileo E6B telemetry blocks. After successful decoding, sends the content to the PVT block	1074
galileo_e6_pcps_acquisition.h	
Adapts a PCPS acquisition block to an AcquisitionInterface for Galileo E6 B/C Signals	1075
galileo_e6_signal_replica.h	
This library implements various functions for Galileo E6 signal replica generation	1076
galileo_e6_telemetry_decoder.h	
Interface of an adapter of a GALILEO E6 CNAV data decoder block to a TelemetryDecoderInterface	
1077	
galileo_ephemeris.h	
Interface of a Galileo EPHEMERIS storage	1077
Galileo_FNAV.h	
Galileo FNAV message constants	1078
galileo_fnav_message.h	
Implementation of a Galileo F/NAV Data message as described in Galileo OS SIS ICD Issue 1.2 (Nov. 2015)	1081
galileo_has_data.h	
Class for Galileo HAS message type 1 data storage	1082
galileo_has_page.h	
Class for Galileo HAS message page storage	1082
Galileo_INAV.h	
Galileo INAV message constants	1083
galileo_inav_message.h	
Implementation of a Galileo I/NAV Data message as described in Galileo OS SIS ICD Issue 2.0 (Jan. 2021)	1088
galileo_iono.h	
Interface of a Galileo Ionospheric Model storage	1088
galileo_pcps_8ms_acquisition_cc.h	
This class implements a Parallel Code Phase Search Acquisition for Galileo E1 signals with coherent integration time = 8 ms (two codes)	1089
galileo_reduced_ced.h	
Galileo Reduced Clock and Ephemeris Data storage class	1090
galileo_telemetry_decoder_gs.h	
Implementation of a Galileo unified INAV and FNAV message demodulator block	1091
galileo_utc_model.h	
Interface of a Galileo UTC MODEL storage	1092
gen_signal_source.h	
It wraps blocks that generates synthesized GNSS signal and filters it	1092
geofunctions.h	
A set of coordinate transformations functions and helpers, some of them migrated from MATLAB, for geographic information systems	1093
geojson_printer.h	
Interface of a class that prints PVT solutions in GeoJSON format	1094
glonass_gnav_almanac.h	
Interface of a GLONASS GNAV ALMANAC storage	1095
glonass_gnav_ephemeris.h	
Interface of a GLONASS EPHEMERIS storage	1095

glonass_gnav_navigation_message.h	Interface of a GLONASS GNAV Data message decoder as described in GLONASS ICD (Edition 5.1)	1096
glonass_gnav_utc_model.h	Interface of a GLONASS GNAV UTC MODEL storage	1097
glonass_l1_ca_dll_pll_c_aid_tracking.h	Interface of an adapter of a DLL+PLL tracking loop block for Glonass L1 C/A to a TrackingInterface	1097
glonass_l1_ca_dll_pll_c_aid_tracking_cc.h	Implementation of a code DLL + carrier PLL tracking block	1098
glonass_l1_ca_dll_pll_c_aid_tracking_sc.h	Implementation of a code DLL + carrier PLL tracking block	1099
glonass_l1_ca_dll_pll_tracking.h	Interface of an adapter of a DLL+PLL tracking loop block for Glonass L1 C/A to a TrackingInterface	1100
glonass_l1_ca_dll_pll_tracking_cc.h	Implementation of a code DLL + carrier PLL tracking block	1101
glonass_l1_ca_pcps_acquisition.h	Adapts a PCPS acquisition block to an AcquisitionInterface for Glonass L1 C/A signals	1102
glonass_l1_ca_telemetry_decoder.h	Interface of an adapter of a GLONASS L1 C/A NAV data decoder block to a TelemetryDecoderInterface	1102
glonass_l1_ca_telemetry_decoder_gs.h	Implementation of a GLONASS L1 C/A NAV data decoder block	1103
GLONASS_L1_L2_CA.h	Defines system parameters for GLONASS L1 C/A signal and NAV data	1104
glonass_l1_signal_replica.h		??
glonass_l2_ca_dll_pll_c_aid_tracking.h	Interface of an adapter of a DLL+PLL tracking loop block for Glonass L2 C/A to a TrackingInterface	1108
glonass_l2_ca_dll_pll_c_aid_tracking_cc.h	Implementation of a code DLL + carrier PLL tracking block	1109
glonass_l2_ca_dll_pll_c_aid_tracking_sc.h	Implementation of a code DLL + carrier PLL tracking block	1110
glonass_l2_ca_dll_pll_tracking.h	Interface of an adapter of a DLL+PLL tracking loop block for Glonass L2 C/A to a TrackingInterface	1111
glonass_l2_ca_dll_pll_tracking_cc.h	Implementation of a code DLL + carrier PLL tracking block	1112
glonass_l2_ca_pcps_acquisition.h	Adapts a PCPS acquisition block to an AcquisitionInterface for Glonass L2 C/A signals	1113
glonass_l2_ca_telemetry_decoder.h	Interface of an adapter of a GLONASS L2 C/A NAV data decoder block to a TelemetryDecoderInterface	1113
glonass_l2_ca_telemetry_decoder_gs.h	Implementation of a GLONASS L2 C/A NAV data decoder block	1114
glonass_l2_signal_replica.h	This file implements various functions for GLONASS L2 CA signal replica generation	1115
gnmax_signal_source.h	GnMAX2769 USB dongle GPS RF front-end signal sampler driver	1116
gnss_almanac.h	Base class for GNSS almanac storage	1116
gnss_block_factory.h	Interface of a factory that returns smart pointers to GNSS blocks	1117
gnss_block_interface.h	This interface represents a GNSS block	1118
gnss_circular_deque.h	This class implements a circular deque for Gnss_Synchro	1118

gnss_ephemeris.h	
Base class for GNSS Ephemeris	1119
gnss_flowgraph.h	
Interface of a GNSS receiver flow graph	1120
gnss_frequencies.h	
GNSS Frequencies	1120
gnss_obs_codes.h	
GNSS Observable codes	1121
gnss_satellite.h	
Interface of the Gnss_Satellite class	1124
gnss_sdr_create_directory.h	
Create a directory	1125
gnss_sdr_fft.h	
Helper file for FFT interface	1125
gnss_sdr_filesystem.h	
Helper file for filesystem library interface	1126
gnss_sdr_flags.h	
Helper file for gnss-sdr cmdline flags	1127
gnss_sdr_fpga_sample_counter.h	
Simple block to report the current receiver time based on the output of the tracking or telemetry blocks	1128
gnss_sdr_make_unique.h	
This file implements std::make_unique for C++11	1129
gnss_sdr_sample_counter.h	
Simple block to report the current receiver time based on the output of the tracking or telemetry blocks	1129
gnss_sdr_string_literals.h	
This file implements the ""s operator for std::string in C++11, and puts it into the std::string_↵ literals namespace. This is already implemented in C++14, so this is only compiled when using C++11. The .cc file is required for avoiding the duplication of symbols	1130
gnss_sdr_supl_client.h	
Class that implements a C++ interface to external Secure User Location Protocol (SUPL) client library	1130
gnss_sdr_time_counter.h	
Simple block to report the current receiver time based on the output of the tracking or telemetry blocks	1131
gnss_sdr_timestamp.h	
GNURadio block that adds to sample stream timestamp metadata information stored on a separated file	1132
gnss_sdr_valve.h	
Interface of a GNU Radio block that sends a STOP message to the control queue right after a specific number of samples have passed through it	1133
gnss_signal.h	
Implementation of the Gnss_Signal class	1133
gnss_signal_replica.h	
This library gathers a few functions used for GNSS signal replica generation regardless of system used	1134
gnss_synchro.h	
Interface of the Gnss_Synchro class	1135
gnss_synchro_monitor.h	
Interface of a receiver monitoring block which allows sending a data stream with the receiver internal parameters (Gnss_Synchro objects) to local or remote clients over UDP	1135
gnss_synchro_udp_sink.h	
Interface of a class that sends serialized Gnss_Synchro objects over udp to one or multiple endpoints	1136
gnss_time.h	
Class that stores both the receiver time, relative to the receiver start and the GNSS time (absolute)	1137

gnuplot_i.h	A C++ interface to gnuplot	1138
gps_acq_assist.h	Interface of a GPS RRLL ACQUISITION ASSISTANCE storage	1139
gps_almanac.h	Interface of a GPS ALMANAC storage	1139
GPS_CNAV.h	Defines parameters for GPS CNAV	1140
gps_cnav_ephemeris.h	Interface of a GPS CNAV EPHEMERIS storage	1142
gps_cnav_iono.h	Interface of a GPS CNAV IONOSPHERIC MODEL storage	1143
gps_cnav_navigation_message.h	Interface of a GPS CNAV Data message decoder	1143
gps_cnav_utc_model.h	Interface of a GPS CNAV UTC MODEL storage	1144
gps_ephemeris.h	Interface of a GPS EPHEMERIS storage	1144
gps_iono.h	Interface of a GPS IONOSPHERIC MODEL storage	1145
GPS_L1_CA.h	Defines system parameters for GPS L1 C/A signal and NAV data	1145
gps_l1_ca_dll_pll_tracking.h	Interface of an adapter of a DLL+PLL tracking loop block for GPS L1 C/A to a TrackingInterface	1149
gps_l1_ca_dll_pll_tracking_fpga.h	Interface of an adapter of a DLL+PLL tracking loop block for GPS L1 C/A to a TrackingInterface for the FPGA	1150
gps_l1_ca_dll_pll_tracking_gpu.h	Implementation of an adapter of a DLL+PLL tracking loop block using GPU accelerated functions for GPS L1 C/A to a TrackingInterface	1150
gps_l1_ca_dll_pll_tracking_gpu_cc.h	Implementation of a code DLL + carrier PLL tracking block, GPU ACCELERATED	1151
gps_l1_ca_kf_tracking.h	Interface of an adapter of a DLL + Kalman carrier tracking loop block for GPS L1 C/A signals	1152
gps_l1_ca_kf_tracking_cc.h	Interface of a processing block of a DLL + Kalman carrier tracking loop for GPS L1 C/A signals	1153
gps_l1_ca_kf_vtl_tracking.h	Interface of an adapter of a code + carrier Kalman Filter tracking loop with VTL capabilities block for GPS L1 C/A to a TrackingInterface	1154
gps_l1_ca_pcps_acquisition.h	Adapts a PCPS acquisition block to an AcquisitionInterface for GPS L1 C/A signals	1154
gps_l1_ca_pcps_acquisition_fine_doppler.h	Adapts a PCPS acquisition block with fine Doppler estimation to an AcquisitionInterface for GPS L1 C/A signals	1155
gps_l1_ca_pcps_acquisition_fpga.h	Adapts a PCPS acquisition block to an AcquisitionInterface for GPS L1 C/A signals for the FPGA	1156
gps_l1_ca_pcps_assisted_acquisition.h	Adapts a PCPS Assisted acquisition block to an AcquisitionInterface for GPS L1 C/A signals	1156
gps_l1_ca_pcps_openccl_acquisition.h	Adapts an OpenCL PCPS acquisition block to an AcquisitionInterface for GPS L1 C/A signals	1157
gps_l1_ca_pcps_quicksync_acquisition.h	Adapts a PCPS acquisition block to an AcquisitionInterface for GPS L1 C/A signals implementing the QuickSync Algorithm	1158
gps_l1_ca_pcps_tong_acquisition.h	Adapts a PCPS Tong acquisition block to an AcquisitionInterface for GPS L1 C/A signals	1158
gps_l1_ca_tcp_connector_tracking.h	Interface of an adapter of a TCP connector block based on code DLL + carrier PLL for GPS L1 C/A to a TrackingInterface	1159

gps_l1_ca_tcp_connector_tracking_cc.h	Interface of a TCP connector block based on code DLL + carrier PLL	1160
gps_l1_ca_telemetry_decoder.h	Interface of an adapter of a GPS L1 C/A NAV data decoder block to a TelemetryDecoderInterface	161
gps_l1_ca_telemetry_decoder_gs.h	Interface of a NAV message demodulator block based on Kay Borre book MATLAB-based GPS receiver	1161
gps_l2_m_dll_pll_tracking.h	Interface of an adapter of a DLL+PLL tracking loop block for GPS L1 C/A to a TrackingInterface	1162
gps_l2_m_dll_pll_tracking_fpga.h	Interface of an adapter of a DLL+PLL tracking loop block for GPS L2C to a TrackingInterface for the FPGA	1163
gps_l2_m_pcps_acquisition.h	Adapts a PCPS acquisition block to an AcquisitionInterface for GPS L2 M signals	1163
gps_l2_m_pcps_acquisition_fpga.h	Adapts an FPGA-offloaded PCPS acquisition block to an AcquisitionInterface for GPS L2 M signals	1164
GPS_L2C.h	Defines system parameters for GPS L2C signal	1164
gps_l2c_signal_replica.h	This file implements signal generators for GPS L2C signals	1165
gps_l2c_telemetry_decoder.h	Interface of an adapter of a GPS L2C (CNAV) data decoder block to a TelemetryDecoderInterface	166
gps_l2c_telemetry_decoder_gs.h	Interface of a CNAV message demodulator block	1167
GPS_L5.h	Defines system parameters for GPS L5 signal	1168
gps_l5_dll_pll_tracking.h	Interface of an adapter of a DLL+PLL tracking loop block for GPS L5 to a TrackingInterface	1169
gps_l5_dll_pll_tracking_fpga.h	Interface of an adapter of a DLL+PLL tracking loop block for GPS L5 to a TrackingInterface for the FPGA	1169
gps_l5_signal_replica.h	This file implements signal generators for GPS L5 signals	1170
gps_l5_telemetry_decoder.h	Interface of an adapter of a GPS L5 (CNAV) data decoder block to a TelemetryDecoderInterface	1171
gps_l5_telemetry_decoder_gs.h	Interface of a CNAV message demodulator block	1172
gps_l5i_pcps_acquisition.h	Adapts a PCPS acquisition block to an AcquisitionInterface for GPS L5i signals	1172
gps_l5i_pcps_acquisition_fpga.h	Adapts a PCPS acquisition block to an AcquisitionInterface for GPS L5i signals for the FPGA	1173
gps_navigation_message.h	Interface of a GPS NAV Data message decoder	1174
gps_sdr_signal_replica.h	This file implements functions for GPS L1 C/A signal replica generation	1174
gps_utc_model.h	Interface of a GPS UTC MODEL storage	1175
gpx_printer.h	Interface of a class that prints PVT information to a gpx file	1175
gr_complex_ip_packet_source.h	Receives ip frames containing samples in UDP frame encapsulation using a high performance packet capture library (libpcap)	1176
has_simple_printer.h	Interface of a class that prints HAS messages content in a txt file	1177
hybrid_observables.h	Implementation of an adapter of an observables block accepting all kind of signals to a ObservablesInterface	1177

hybrid_observables_gs.h	Interface of the observables computation block	1178
ibyte_to_cbyte.h	Adapts an I/Q interleaved byte (unsigned char) sample stream into a <code>std::complex<unsigned char></code> stream	1179
ibyte_to_complex.h	Adapts an I/Q interleaved byte integer sample stream to a <code>gr_complex</code> (float) stream	1179
ibyte_to_cshort.h	Adapts a short interleaved sample stream into a <code>std::complex<short></code> stream	1180
in_memory_configuration.h	A <code>ConfigurationInterface</code> for testing purposes	1181
ini.h	This function parses an INI file into easy-to-access name/value pairs	1181
INIReader.h	This class reads an INI file into easy-to-access name/value pairs	1182
interleaved_byte_to_complex_byte.h	Adapts an 8-bits interleaved sample stream into a 16-bits complex stream	1183
interleaved_byte_to_complex_short.h	Adapts a byte (8-bits) interleaved sample stream into a <code>std::complex<short></code> stream	1183
interleaved_short_to_complex_short.h	Adapts a short (16-bits) interleaved sample stream into a <code>std::complex<short></code> stream	1184
ishort_to_complex.h	Adapts an I/Q interleaved short integer sample stream to a <code>gr_complex</code> (float) stream	1185
ishort_to_cshort.h	Adapts a short interleaved sample stream into a <code>std::complex<short></code> stream	1185
item_type_helpers.h	Utility functions for converting between item types	1186
kf_conf.h	??
kf_vtl_tracking.h	??
kml_printer.h	Interface of a class that prints PVT information to a kml file	1187
labsat23_source.h	Unpacks capture files in the LabSat 2 (ls2), LabSat 3 (ls3), or LabSat 3 Wideband (LS3W) formats	1187
labsat_signal_source.h	LabSat version 2, 3, and 3 Wideband format reader	1188
limesdr_signal_source.h	??
lock_detectors.h	Interface of a library with a set of code and carrier phase lock detectors	1189
MATH_CONSTANTS.h	Defines useful mathematical constants and their scaled versions	1189
mmse_resampler_conditioner.h	Interface of an adapter of a mmse resampler conditioner block to a <code>SignalConditionerInterface</code>	1193
monitor_ephemeris_udp_sink.h	Interface of a class that sends serialized <code>Gps_Ephemeris</code> and <code>Galileo_Ephemeris</code> objects over udp to one or multiple endpoints	1194
monitor_pvt.h	Interface of the <code>Monitor_Pvt</code> class	1194
monitor_pvt_udp_sink.h	Interface of a class that sends serialized <code>Monitor_Pvt</code> objects over udp to one or multiple endpoints	1195
multichannel_file_signal_source.h	Implementation of a class that reads signals samples from files at different frequency band and adapts it to a <code>SignalSourceInterface</code>	1196
nav_message_monitor.h	GNU Radio block that processes <code>Nav_Message_Packet</code> received from telemetry blocks and sends them via UDP	1196

nav_message_packet.h	Class for storage of decoded navigation messages	1197
nav_message_udp_sink.h	Interface of a class that sends serialized Nav_Message_Packet objects over UDP to one or multiple endpoints	1198
nav_msg_udp_listener.h		1198
nmea_printer.h	Interface of a NMEA 2.1 printer for GNSS-SDR This class provides a implementation of a subset of the NMEA-0183 standard for interfacing marine electronic devices as defined by the National Marine Electronics Association (NMEA). See https://www.nmea.org/ for the NMEA 183 standard	1199
nonlinear_tracking.h	Interface of a library for nonlinear tracking algorithms	1199
notch_cc.h	Implements a notch filter algorithm	1200
notch_filter.h	Adapter of a multistate Notch filter	1201
notch_filter_lite.h	Adapts a light version of a multistate notch filter	1202
notch_lite_cc.h	Implements a notch filter light algorithm	1202
nsr_file_signal_source.h	Implementation of a class that reads signals samples from a NSR 2 bits sampler front-end file and adapts it to a SignalSourceInterface . More information about the front-end here http://www.ifen.com/products/sx-scientific-gnss-solutions/nsr-software-receiver.html	1203
obs_conf.h	Class that contains all the configuration parameters for generic observables block	1204
obsdiff_flags.h	Helper file for unit testing	1204
observable_tests_flags.h	Helper file for unit testing	1205
observables_dump_reader.h	Helper file for unit testing	1206
observables_interface.h	This class represents an interface to an Observables block	1206
osmosdr_signal_source.h	Signal source wrapper for OsmoSDR-compatible front-ends, such as HackRF or Realtek's RTL2832U-based USB dongle DVB-T receivers (see https://osmocom.org/projects/rtl-sdr/wiki for more information)	1207
pass_through.h	Interface of a block that just puts its input in its output	1207
pcps_acquisition.h	This class implements a Parallel Code Phase Search Acquisition	1208
pcps_acquisition_fine_doppler_cc.h	This class implements a Parallel Code Phase Search Acquisition with multi-dwells and fine Doppler estimation for GPS L1 C/A signal	1209
pcps_acquisition_fpga.h	This class implements a Parallel Code Phase Search Acquisition for the FPGA	1210
pcps_assisted_acquisition_cc.h	This class implements a Parallel Code Phase Search Acquisition with assistance and multi-dwells	1211
pcps_cccwsr_acquisition_cc.h	This class implements a Parallel Code Phase Search acquisition with Coherent Channel Combining With Sign Recovery scheme	1212
pcps_opencl_acquisition_cc.h	This class implements a Parallel Code Phase Search Acquisition using OpenCL to offload some functions to the GPU	1213

pcps_quicksync_acquisition_cc.h	This class implements a Parallel Code Phase Search Acquisition with the QuickSync Algorithm	1215
pcps_tong_acquisition_cc.h	This class implements a Parallel Code Phase Search Acquisition with Tong algorithm	1216
plutosdr_signal_source.h	Signal source for PlutoSDR	1217
position_test_flags.h	Helper file for unit testing	1218
pulse_blanking_cc.h	Implements a pulse blanking algorithm	1219
pulse_blanking_filter.h	Instantiates the GNSS-SDR pulse blanking filter	1220
pvt_conf.h	Class that contains all the configuration parameters for the PVT block	1220
pvt_interface.h	This class represents an interface to a PVT block	1221
pvt_solution.h	Interface of a base class for a PVT solution	1221
raw_array_signal_source.h	CTTC Experimental GNSS 8 channels array signal source	1222
reed_solomon.h	Class implementing a Reed-Solomon encoder/decoder for blocks of 255 symbols and symbols of 8 bits	1222
rinex_printer.h	Interface of a RINEX 2.11 / 3.01 printer See ftp://igs.org/pub/data/format/rinex301.pdf	1223
rtcm.h	Interface for the RTCM 3.2 Standard	1224
rtcm_printer.h	Interface of a RTCM 3.2 printer for GNSS-SDR This class provides a implementation of a subset of the RTCM Standard 10403.2 for Differential GNSS Services	1225
rtklib.h	Main header file for the rtklib library	1226
rtklib_conversions.h	GNSS-SDR to RTKLIB data structures conversion functions	1235
rtklib_ephemeris.h	Satellite ephemeris and clock functions	1236
rtklib_ionex.h	Ionex functions	1237
rtklib_lambda.h	Integer ambiguity resolution	1238
rtklib_pntpos.h	Standard code-based positioning	1240
rtklib_ppp.h	Precise Point Positioning	1243
rtklib_preceph.h	Precise ephemeris and clock functions	1245
rtklib_pvt.h	Interface of a Position Velocity and Time computation block	1247
rtklib_pvt_gs.h	Interface of a Position Velocity and Time computation block	1247
rtklib_rtcn.h	RTCM functions headers	1248
rtklib_rtcn2.h	RTCM v2 functions headers	1249
rtklib_rtcn3.h	RTCM v3 functions headers	1250

rtklib_rtkcmn.h	
Rtklib common functions	1254
rtklib_rtkpos.h	
Rtklib ppp-related functions	1259
rtklib_rtksvr.h	
Rtk server functions	1261
rtklib_sbass.h	
Sbas functions	1263
rtklib_solution.h	
Solution functions headers	1266
rtklib_solver.h	
PVT solver based on rtklib library functions adapted to the GNSS-SDR data flow and structures	1268
rtklib_solver_dump_reader.h	
Helper file for unit testing	1269
rtklib_stream.h	
Streaming functions	1269
rtklib_tides.h	
Tidal displacement corrections	1272
rtl_tcp_commands.h	
Defines structures and constants for communicating with rtl_tcp	1273
rtl_tcp_dongle_info.h	
Interface for a structure sent by rtl_tcp defining the hardware	1273
rtl_tcp_signal_source.h	
Signal source which reads from rtl_tcp. (see https://osmocom.org/projects/rtl-sdr/wiki for more information)	1274
rtl_tcp_signal_source_c.h	
Interface of an rtl_tcp signal source reader	1275
sbass_ephemeris.h	
Interface of a SBAS REFERENCE LOCATION storage	1276
sbass_l1_telemetry_decoder.h	
Interface of an adapter of a SBAS telemetry data decoder block to a TelemetryDecoderInterface	1276
sbass_l1_telemetry_decoder_gs.h	
Interface of a SBAS telemetry data decoder block	1277
serdes_galileo_eph.h	
Serialization / Deserialization of Galileo_Ephemeris objects using Protocol Buffers	1278
serdes_gnss_synchro.h	
Serialization / Deserialization of Gnss_Synchro objects using Protocol Buffers	1278
serdes_gps_eph.h	
Serialization / Deserialization of Gps_Ephemeris objects using Protocol Buffers	1279
serdes_monitor_pvt.h	
Serialization / Deserialization of Monitor_Pvt objects using Protocol Buffers	1280
serdes_nav_message.h	
Serialization / Deserialization of Nav_Message_Packet objects using Protocol Buffers	1280
short_x2_to_cshort.h	
Adapts two short streams into a std::complex<short> stream	1281
signal_conditioner.h	
It wraps blocks to change data type, filter and resample input data	1282
signal_generator.h	
Adapter of a class that generates synthesized GNSS signal	1282
signal_generator_c.h	
GNU Radio source block that generates synthesized GNSS signal	1283
signal_generator_flags.h	
Helper file for unit testing	1284
signal_source_base.h	
Header file of the base class to signal_source GNSS blocks	1285
signal_source_interface.h	??

spir_file_signal_source.h	
Implementation of a class that reads signals samples from a SPIR file and adapts it to a SignalSourceInterface	1285
spir_gss6450_file_signal_source.h	
Implementation of a class that reads signals samples from a SPIR file and adapts it to a SignalSourceInterface	1286
spirent_motion_csv_dump_reader.h	
Helper file for unit testing	1287
string_converter.h	
Interface of a class that interprets the contents of a string and converts it into different types	1287
swift_common.h	
Common definitions used throughout the libswiftnav library	1288
tcp_cmd_interface.h	
Class that implements a TCP/IP telecommand command line interface for GNSS-SDR	1288
tcp_communication.h	
Interface of the TCP communication class	1289
tcp_packet_data.h	
Interface of the TCP data packet class	1290
telemetry_decoder_interface.h	
This class represents an interface to a telemetry decoder block	1290
test_flags.h	
Helper file for unit testing	1291
tlm_conf.h	
Class that contains all the configuration parameters for generic telemetry decoder block	1291
tlm_crc_stats.h	
Class that computes the telemetry CRC statistics	1292
tlm_dump_reader.h	
Helper file for unit testing	1292
tlm_utils.h	
Utilities for the telemetry decoder blocks	1293
tracking_2nd_DLL_filter.h	
Interface of a 2nd order DLL filter for code tracking loop	1293
tracking_2nd_PLL_filter.h	
Interface of a 2nd order PLL filter for carrier tracking loop	1294
tracking_discriminators.h	
Interface of a library with a set of code tracking and carrier tracking discriminators	1294
tracking_dump_reader.h	
Helper file for unit testing	1295
tracking_FLL_PLL_filter.h	
Interface of a hybrid FLL and PLL filter for tracking carrier loop	1296
tracking_interface.h	
This class represents an interface to a tracking block	1296
tracking_loop_filter.h	
Generic 1st to 3rd order loop filter implementation	1297
tracking_tests_flags.h	
Helper file for unit testing	1297
tracking_true_obs_reader.h	
Helper file for unit testing	1299
trackingcmd.h	
Class that stores information to update the GNSS signal tracking estimations	1299
true_observables_reader.h	
Helper file for unit testing	1300
two_bit_cpx_file_signal_source.h	
Interface of a class that reads signals samples from a 2 bit complex sampler front-end file and adapts it to a SignalSourceInterface	1301
two_bit_packed_file_signal_source.h	
Interface of a class that reads signals samples from a file. Each sample is two bits, which are packed into bytes or shorts	1301

uhd_signal_source.h	
Interface for the Universal Hardware Driver signal source	1302
uio_fpga.h	
This library contains functions to determine the uio device driver file that corresponds to a hardware accelerator device name in the FPGA	1303
unpack_2bit_samples.h	
Unpacks 2 bit samples samples may be packed in any of the following ways: 1) Into bytes [item == byte] 1a) Big endian ordering within the byte 1b) Little endian ordering within the byte 2) Into shorts [item == short] 2a) Big endian ordering of bytes, big endian within the byte 2b) Big endian ordering of bytes, little endian within the byte 2c) Little endian ordering of bytes, big endian within the byte 2d) Little endian ordering of bytes, little endian within the byte	1303
unpack_byte_2bit_cpx_samples.h	
Unpacks byte samples to 2 bits complex samples. Packing Order Most Significant Nibble - Sample n Least Significant Nibble - Sample n+1 Packing order in Nibble Q1 Q0 I1 I0	1304
unpack_byte_2bit_samples.h	
Unpacks byte samples to NSR 2 bits samples	1305
unpack_byte_4bit_samples.h	
Unpacks byte samples to 4 bits samples. Packing Order Packing order in Nibble I0 I1 I2 I3 I0 I1 I2 I3	1306
unpack_intspir_1bit_samples.h	
Unpacks SPIR int samples to NSR 1 bit samples	1307
unpack_spir_gss6450_samples.h	
Unpacks SPIR int samples	1307
viterbi_decoder.h	
Class that implements a Viterbi decoder	1308
viterbi_decoder_sbass.h	
Interface of a Viterbi decoder class based on the Iterative Solutions Coded Modulation Library by Matthew C. Valenti	1309

Chapter 9

Module Documentation

9.1 Acquisition

Modules

- [acquisition_adapters](#)
- [acquisition_gr_blocks](#)
- [acquisition_libs](#)

9.1.1 Detailed Description

Classes for GNSS signal acquisition

9.2 acquisition_adapters

Classes

- class [BeidouB1iPcpsAcquisition](#)
This class adapts a PCPS acquisition block to an [AcquisitionInterface](#) for GPS L1 C/A signals.
- class [BeidouB3iPcpsAcquisition](#)
This class adapts a PCPS acquisition block to an [AcquisitionInterface](#) for BeiDou B3I signals.
- class [GalileoE1Pcps8msAmbiguousAcquisition](#)
Adapts a PCPS 8ms acquisition block to an [AcquisitionInterface](#) for Galileo E1 Signals.
- class [GalileoE1PcpsAmbiguousAcquisition](#)
This class adapts a PCPS acquisition block to an [AcquisitionInterface](#) for Galileo E1 Signals.
- class [GalileoE1PcpsAmbiguousAcquisitionFpga](#)
This class adapts a PCPS acquisition block off-loaded on an FPGA to an [AcquisitionInterface](#) for Galileo E1 Signals.
- class [GalileoE1PcpsCccwsrAmbiguousAcquisition](#)
Adapts a PCPS CCCWSR acquisition block to an [AcquisitionInterface](#) for Galileo E1 Signals.
- class [GalileoE1PcpsQuickSyncAmbiguousAcquisition](#)
This class adapts a PCPS acquisition block to an [AcquisitionInterface](#) for Galileo E1 Signals.
- class [GalileoE1PcpsTongAmbiguousAcquisition](#)
Adapts a PCPS Tong acquisition block to an [AcquisitionInterface](#) for Galileo E1 Signals.
- class [GalileoE5aNoncoherentIQAcquisitionCaf](#)
- class [GalileoE5aPcpsAcquisition](#)
- class [GalileoE5aPcpsAcquisitionFpga](#)
This class adapts a PCPS acquisition block off-loaded on an FPGA to an [AcquisitionInterface](#) for Galileo E5a signals.
- class [GalileoE5bPcpsAcquisition](#)
- class [GalileoE5bPcpsAcquisitionFpga](#)
This class adapts a PCPS acquisition block off-loaded on an FPGA to an [AcquisitionInterface](#) for Galileo E5b signals.
- class [GalileoE6PcpsAcquisition](#)
This class adapts a PCPS acquisition block to an [AcquisitionInterface](#) for Galileo E6 Signals.
- class [GlonassL1CaPcpsAcquisition](#)
This class adapts a PCPS acquisition block to an [AcquisitionInterface](#) for GPS L1 C/A signals.
- class [GlonassL2CaPcpsAcquisition](#)
This class adapts a PCPS acquisition block to an [AcquisitionInterface](#) for GLONASS L2 C/A signals.
- class [GpsL1CaPcpsAcquisition](#)
This class adapts a PCPS acquisition block to an [AcquisitionInterface](#) for GPS L1 C/A signals.
- class [GpsL1CaPcpsAcquisitionFineDoppler](#)
This class Adapts a PCPS acquisition block with fine Doppler estimation to an [AcquisitionInterface](#) for GPS L1 C/A signals.
- class [GpsL1CaPcpsAcquisitionFpga](#)
This class adapts a PCPS acquisition block off-loaded on an FPGA to an [AcquisitionInterface](#) for GPS L1 C/A signals.
- class [GpsL1CaPcpsAssistedAcquisition](#)
This class adapts a PCPS acquisition block to an [AcquisitionInterface](#) for GPS L1 C/A signals.
- class [GpsL1CaPcpsOpenCLAcquisition](#)
This class adapts an OpenCL PCPS acquisition block to an [AcquisitionInterface](#) for GPS L1 C/A signals.
- class [GpsL1CaPcpsQuickSyncAcquisition](#)
This class adapts a PCPS acquisition block to an [AcquisitionInterface](#) for GPS L1 C/A signals.
- class [GpsL1CaPcpsTongAcquisition](#)
This class adapts a PCPS Tong acquisition block to an [AcquisitionInterface](#) for GPS L1 C/A signals.
- class [GpsL2MPcpsAcquisition](#)
This class adapts a PCPS acquisition block to an [AcquisitionInterface](#) for GPS L2 M signals.
- class [GpsL2MPcpsAcquisitionFpga](#)

This class adapts a PCPS acquisition block off-loaded on an FPGA to an [AcquisitionInterface](#) for GPS L2 M signals.

- class [GpsL5iPcpsAcquisition](#)

This class adapts a PCPS acquisition block to an [AcquisitionInterface](#) for GPS L5i signals.

- class [GpsL5iPcpsAcquisitionFpga](#)

This class adapts a PCPS acquisition block off-loaded on an FPGA to an [AcquisitionInterface](#) for GPS L5i signals.

Typedefs

- using `pcps_acquisition_fine_doppler_cc_sptr` = `gnss_shared_ptr`< [pcps_acquisition_fine_doppler_cc](#) >

9.2.1 Detailed Description

Wrap GNU Radio acquisition blocks with an [AcquisitionInterface](#)

9.3 acquisition_gr_blocks

Classes

- class [galileo_e5a_noncoherentIQ_acquisition_caf_cc](#)
This class implements a Parallel Code Phase Search Acquisition.
- class [galileo_pcps_8ms_acquisition_cc](#)
This class implements a Parallel Code Phase Search Acquisition for Galileo E1 signals with coherent integration time = 8 ms (two codes)
- class [pcps_acquisition](#)
This class implements a Parallel Code Phase Search Acquisition.
- class [pcps_acquisition_fine_doppler_cc](#)
This class implements a Parallel Code Phase Search Acquisition.
- struct [pcpsconf_fpga_t](#)
- class [pcps_acquisition_fpga](#)
This class implements a Parallel Code Phase Search Acquisition that uses the FPGA.
- class [pcps_assisted_acquisition_cc](#)
This class implements a Parallel Code Phase Search Acquisition.
- class [pcps_cccwsr_acquisition_cc](#)
This class implements a Parallel Code Phase Search Acquisition with Coherent [Channel](#) Combining With Sign Recovery scheme.
- class [pcps_opencl_acquisition_cc](#)
This class implements a Parallel Code Phase Search Acquisition.
- class [pcps_quicksync_acquisition_cc](#)
This class implements a Parallel Code Phase Search Acquisition with the implementation of the Sparse QuickSync Algorithm.
- class [pcps_tong_acquisition_cc](#)
This class implements a Parallel Code Phase Search Acquisition with Tong algorithm.

Typedefs

- using [galileo_e5a_noncoherentIQ_acquisition_caf_cc_sptr](#) = gnss_shared_ptr< [galileo_e5a_noncoherentIQ_acquisition_cc](#) >
- using [galileo_pcps_8ms_acquisition_cc_sptr](#) = gnss_shared_ptr< [galileo_pcps_8ms_acquisition_cc](#) >
- using [pcps_acquisition_sptr](#) = gnss_shared_ptr< [pcps_acquisition](#) >
- using [pcps_acquisition_fine_doppler_cc_sptr](#) = gnss_shared_ptr< [pcps_acquisition_fine_doppler_cc](#) >
- using [pcps_acquisition_fpga_sptr](#) = std::shared_ptr< [pcps_acquisition_fpga](#) >
- using [pcps_assisted_acquisition_cc_sptr](#) = gnss_shared_ptr< [pcps_assisted_acquisition_cc](#) >
- using [pcps_cccwsr_acquisition_cc_sptr](#) = gnss_shared_ptr< [pcps_cccwsr_acquisition_cc](#) >
- using [pcps_opencl_acquisition_cc_sptr](#) = gnss_shared_ptr< [pcps_opencl_acquisition_cc](#) >
- using [pcps_quicksync_acquisition_cc_sptr](#) = gnss_shared_ptr< [pcps_quicksync_acquisition_cc](#) >
- using [pcps_tong_acquisition_cc_sptr](#) = gnss_shared_ptr< [pcps_tong_acquisition_cc](#) >

Functions

- `galileo_e5a_noncoherentIQ_acquisition_caf_cc_sptr` **galileo_e5a_noncoherentIQ_make_acquisition_caf_cc** (unsigned int sampled_ms, unsigned int max_dwells, unsigned int doppler_max, int64_t fs_in, int samples_per_ms, int samples_per_code, bool bit_transition_flag, bool dump, const std::string &dump_filename, bool both_signal_components_, int CAF_window_hz_, int Zero_padding_, bool enable_monitor_output)
- `galileo_pcps_8ms_acquisition_cc_sptr` **galileo_pcps_8ms_make_acquisition_cc** (uint32_t sampled_ms, uint32_t max_dwells, uint32_t doppler_max, int64_t fs_in, int32_t samples_per_ms, int32_t samples_per_code, bool dump, const std::string &dump_filename, bool enable_monitor_output)
- `pcps_acquisition_sptr` **pcps_make_acquisition** (const [Acq_Conf](#) &conf_)
- `pcps_acquisition_fine_doppler_cc_sptr` **pcps_make_acquisition_fine_doppler_cc** (const [Acq_Conf](#) &conf_)
- `pcps_acquisition_fpga_sptr` **pcps_make_acquisition_fpga** ([pcpsconf_fpga_t](#) conf_)
- `pcps_assisted_acquisition_cc_sptr` **pcps_make_assisted_acquisition_cc** (int32_t max_dwells, uint32_t sampled_ms, int32_t doppler_max, int32_t doppler_min, int64_t fs_in, int32_t samples_per_ms, bool dump, const std::string &dump_filename, bool enable_monitor_output)
- `pcps_cccwsr_acquisition_cc_sptr` **pcps_cccwsr_make_acquisition_cc** (uint32_t sampled_ms, uint32_t max_dwells, uint32_t doppler_max, int64_t fs_in, int32_t samples_per_ms, int32_t samples_per_code, bool dump, const std::string &dump_filename, bool enable_monitor_output)
- `pcps_opencl_acquisition_cc_sptr` **pcps_make_opencl_acquisition_cc** (uint32_t sampled_ms, uint32_t max_dwells, uint32_t doppler_max, int64_t fs_in, int samples_per_ms, int samples_per_code, bool bit_transition_flag, bool dump, const std::string &dump_filename, bool enable_monitor_output)
- `pcps_quicksync_acquisition_cc_sptr` **pcps_quicksync_make_acquisition_cc** (uint32_t folding_factor, uint32_t sampled_ms, uint32_t max_dwells, uint32_t doppler_max, int64_t fs_in, int32_t samples_per_ms, int32_t samples_per_code, bool bit_transition_flag, bool dump, const std::string &dump_filename, bool enable_monitor_output)
- `pcps_tong_acquisition_cc_sptr` **pcps_tong_make_acquisition_cc** (uint32_t sampled_ms, uint32_t doppler_max, int64_t fs_in, int32_t samples_per_ms, int32_t samples_per_code, uint32_t tong_init_val, uint32_t tong_max_val, uint32_t tong_max_dwells, bool dump, const std::string &dump_filename, bool enable_monitor_output)

9.3.1 Detailed Description

GNU Radio processing blocks for GNSS signal acquisition

9.4 acquisition_libs

Classes

- class [Acq_Conf](#)
- class [Fpga_Acquisition](#)

Class that implements carrier wipe-off and correlators.

9.4.1 Detailed Description

Library with utilities for GNSS signal acquisition

9.5 Channel

Modules

- [channel_adapters](#)
- [channel_libs](#)

9.5.1 Detailed Description

Classes containing a GNSS channel.

9.6 channel_adapters

Classes

- class [Channel](#)

This class represents a GNSS channel. It wraps an [AcquisitionInterface](#), a [TrackingInterface](#) and a [TelemetryDecoderInterface](#), and handles their interaction through a Finite State Machine.

9.6.1 Detailed Description

Classes that wrap an [AcquisitionInterface](#), a [TrackingInterface](#) and a [TelemetryDecoderInterface](#), and handles their interaction.

9.7 channel_libs

Classes

- class [ChannelFsm](#)

This class implements a State Machine for channel.

- class [channel_msg_receiver_cc](#)

GNU Radio block that receives asynchronous channel messages from acquisition and tracking blocks.

Typedefs

- using **channel_msg_receiver_cc_sptr** = gnss_shared_ptr< [channel_msg_receiver_cc](#) >

Functions

- [channel_msg_receiver_cc_sptr](#) **channel_msg_receiver_make_cc** (std::shared_ptr< [ChannelFsm](#) > channel_fsm, bool repeat)

9.7.1 Detailed Description

Library with utilities for a GNSS [Channel](#).

9.8 Signal Conditioner

Modules

- [conditioner_adapters](#)

9.8.1 Detailed Description

Signal Conditioner wrapper block

9.9 conditioner_adapters

Classes

- class [ArraySignalConditioner](#)

This class wraps blocks to change data_type_adapter, input_filter and resampler to be applied to the input flow of sampled signal.

- class [SignalConditioner](#)

This class wraps blocks to change data_type_adapter, input_filter and resampler to be applied to the input flow of sampled signal.

9.9.1 Detailed Description

Wrap a Signal Conditioner with a [GNSSBlockInterface](#)

9.10 Data Type Adapters

Modules

- [data_type_adapters](#)
- [data_type_gr_blocks](#)

9.10.1 Detailed Description

Classes for data type conversion

9.11 data_type_adapters

Classes

- class [ByteToShort](#)
Adapts an 8-bits sample stream (IF) to a short int stream (IF)
- class [lbyteToCbyte](#)
- class [lbyteToComplex](#)
Adapts an I/Q interleaved byte integer sample stream to a gr_complex (float) stream.
- class [lbyteToCshort](#)
Adapts a short integer (16 bits) interleaved sample stream into a std::complex<short> stream.
- class [lshortToComplex](#)
Adapts an I/Q interleaved short integer sample stream to a gr_complex (float) stream.
- class [lshortToCshort](#)
Adapts a short integer (16 bits) interleaved sample stream into a std::complex<short> stream.

9.11.1 Detailed Description

Wrap GNU Radio data type adapter blocks with a [GNSSBlockInterface](#)

9.12 data_type_gr_blocks

Classes

- class [interleaved_byte_to_complex_byte](#)
This class adapts an 8-bits interleaved sample stream into a 16-bits complex stream (std::complex<unsigned char>)
- class [interleaved_byte_to_complex_short](#)
This class adapts a short (16-bits) interleaved sample stream into a std::complex<short> stream.
- class [interleaved_short_to_complex_short](#)
This class adapts a short (16-bits) interleaved sample stream into a std::complex<short> stream.

Typedefs

- using **interleaved_byte_to_complex_byte_sptr** = gnss_shared_ptr< [interleaved_byte_to_complex_byte](#) >
- using **interleaved_byte_to_complex_short_sptr** = gnss_shared_ptr< [interleaved_byte_to_complex_short](#) >
- using **interleaved_short_to_complex_short_sptr** = gnss_shared_ptr< [interleaved_short_to_complex_short](#) >

Functions

- interleaved_byte_to_complex_byte_sptr **make_interleaved_byte_to_complex_byte** ()
- interleaved_byte_to_complex_short_sptr **make_interleaved_byte_to_complex_short** ()
- interleaved_short_to_complex_short_sptr **make_interleaved_short_to_complex_short** ()

9.12.1 Detailed Description

GNU Radio Blocks for data type conversion

9.13 Input Filter

Modules

- [input_filter_adapters](#)
- [input_filter_gr_blocks](#)

9.13.1 Detailed Description

Classes for input signal filtering

9.14 input_filter_adapters

Classes

- class [BeamformerFilter](#)
Interface of an adapter of a digital beamformer block to a [GNSSBlockInterface](#).
- class [FirFilter](#)
This class adapts a GNU Radio `gr_fir_filter` designed with `pm_remez`.
- class [FreqXlatingFirFilter](#)
This class adapts a `gnuradio gr_freq_xlating_fir_filter` designed with `pm_remez`.
- class [NotchFilter](#)
- class [NotchFilterLite](#)
- class [PulseBlankingFilter](#)

9.14.1 Detailed Description

Classes that wrap GNU Radio input filters with a [GNSSBlockInterface](#)

9.15 input_filter_gr_blocks

Classes

- class [beamformer](#)
This class implements a real-time software-defined spatial filter using the CTTC GNSS experimental antenna array input and a set of dynamically reloadable weights.
- class [Notch](#)
This class implements a real-time software-defined multi state notch filter.
- class [NotchLite](#)
This class implements a real-time software-defined multi state notch filter light version.
- class [pulse_blanking_cc](#)

Typedefs

- using **beamformer_sptr** = gnss_shared_ptr< [beamformer](#) >
- using **notch_sptr** = gnss_shared_ptr< [Notch](#) >
- using **notch_lite_sptr** = gnss_shared_ptr< [NotchLite](#) >
- using **pulse_blanking_cc_sptr** = gnss_shared_ptr< [pulse_blanking_cc](#) >

Functions

- beamformer_sptr **make_beamformer_sptr** ()
- notch_sptr **make_notch_filter** (float pfa, float p_c_factor, int32_t length, int32_t n_segments_est, int32_t n_segments_reset)
- notch_lite_sptr **make_notch_filter_lite** (float p_c_factor, float pfa, int32_t length, int32_t n_segments_est, int32_t n_segments_reset, int32_t n_segments_coeff)
- pulse_blanking_cc_sptr **make_pulse_blanking_cc** (float pfa, int32_t length, int32_t n_segments_est, int32_t n_segments_reset)

Variables

- const int **GNSS_SDR_BEAMFORMER_CHANNELS** = 8

9.15.1 Detailed Description

GNU Radio blocks implementing input filters,

9.16 Algorithms Common Library

Modules

- [algorithms_libs](#)
- [gnss_sdr_flags](#)

9.16.1 Detailed Description

Common utilities for the GNSS receiver.

9.17 algorithms_libs

Classes

- class [byte_x2_to_complex_byte](#)
This class adapts two signed char streams into a `std::complex<signed char>` stream.
- class [complex_byte_to_float_x2](#)
This class adapts a `std::complex<signed char>` stream into two 16-bits (short) streams.
- class [complex_float_to_complex_byte](#)
This class adapts a `gr_complex` stream into a `std::complex<signed char>` stream.
- class [conjugate_cc](#)
This class adapts a `std::complex<short>` stream into two 32-bits (float) streams.
- class [conjugate_ic](#)
This class adapts a `std::complex<short>` stream into two 32-bits (float) streams.
- class [conjugate_sc](#)
This class adapts a `std::complex<short>` stream into two 32-bits (float) streams.
- class [cshort_to_float_x2](#)
This class adapts a `std::complex<short>` stream into two 32-bits (float) streams.
- class [Gnss_circular_deque< T >](#)
- class [Pass_Through](#)
This class implements a block that connects input and output (does nothing)
- class [short_x2_to_cshort](#)
This class adapts two short streams into a `std::complex<short>` stream.
- class [TrackingCmd](#)

Typedefs

- using [byte_x2_to_complex_byte_sptr](#) = `gnss_shared_ptr< byte_x2_to_complex_byte >`
- using [complex_byte_to_float_x2_sptr](#) = `gnss_shared_ptr< complex_byte_to_float_x2 >`
- using [complex_float_to_complex_byte_sptr](#) = `gnss_shared_ptr< complex_float_to_complex_byte >`
- using [conjugate_cc_sptr](#) = `gnss_shared_ptr< conjugate_cc >`
- using [conjugate_ic_sptr](#) = `gnss_shared_ptr< conjugate_ic >`
- using [conjugate_sc_sptr](#) = `gnss_shared_ptr< conjugate_sc >`
- using [cshort_to_float_x2_sptr](#) = `gnss_shared_ptr< cshort_to_float_x2 >`
- using [item_type_converter_t](#) = `std::function< void(void *, const void *, uint32_t)>`
- using [short_x2_to_cshort_sptr](#) = `gnss_shared_ptr< short_x2_to_cshort >`

Functions

- void [beidou_b1i_code_gen_int](#) (`own::span< int32_t > dest, int32_t prn, uint32_t chip_shift`)
Generates `int32_t` GPS L1 C/A code for the desired SV ID and code shift.
- void [beidou_b1i_code_gen_float](#) (`own::span< float > dest, int32_t prn, uint32_t chip_shift`)
Generates `float` GPS L1 C/A code for the desired SV ID and code shift.
- void [beidou_b1i_code_gen_complex](#) (`own::span< std::complex< float >> dest, int32_t prn, uint32_t chip_shift`)
Generates `complex` GPS L1 C/A code for the desired SV ID and code shift.
- void [beidou_b1i_code_gen_complex_sampled](#) (`own::span< std::complex< float >> dest, uint32_t prn, int32_t sampling_freq, uint32_t chip_shift`)
Generates `complex` GPS L1 C/A code for the desired SV ID and code shift, and sampled to specific sampling frequency.

- void [beidou_b3i_code_gen_int](#) (own::span< int > dest, int32_t prn, uint32_t chip_shift)
Generates int BeiDou B3I code for the desired SV ID and code shift.
- void [beidou_b3i_code_gen_float](#) (own::span< float > dest, int32_t prn, uint32_t chip_shift)
Generates float BeiDou B3I code for the desired SV ID and code shift.
- void [beidou_b3i_code_gen_complex](#) (own::span< std::complex< float >> dest, int32_t prn, uint32_t chip_shift)
Generates complex BeiDou B3I code for the desired SV ID and code shift.
- void [beidou_b3i_code_gen_complex_sampled](#) (own::span< std::complex< float >> dest, uint32_t prn, int sampling_freq, uint32_t chip_shift)
Generates complex BeiDou B3I code for the desired SV ID and code shift, and sampled to specific sampling frequency.
- byte_x2_to_complex_byte_sptr [make_byte_x2_to_complex_byte](#) ()
- complex_byte_to_float_x2_sptr [make_complex_byte_to_float_x2](#) ()
- complex_float_to_complex_byte_sptr [make_complex_float_to_complex_byte](#) ()
- conjugate_cc_sptr [make_conjugate_cc](#) ()
- conjugate_ic_sptr [make_conjugate_ic](#) ()
- conjugate_sc_sptr [make_conjugate_sc](#) ()
- cshort_to_float_x2_sptr [make_cshort_to_float_x2](#) ()
- void [galileo_e1_code_gen_sinboc11_float](#) (own::span< float > dest, const std::array< char, 3 > &signal_id, uint32_t prn)
This function generates Galileo E1 code (can select E1B or E1C sinboc).
- void [galileo_e1_code_gen_float_sampled](#) (own::span< float > dest, const std::array< char, 3 > &signal_id, bool cboc, uint32_t prn, int32_t sampling_freq, uint32_t chip_shift, bool secondary_flag)
This function generates Galileo E1 code (can select E1B or E1C, cboc or sinboc and the sample frequency sampling_freq).
- void [galileo_e1_code_gen_float_sampled](#) (own::span< float > dest, const std::array< char, 3 > &signal_id, bool cboc, uint32_t prn, int32_t sampling_freq, uint32_t chip_shift)
This function generates Galileo E1 code (can select E1B or E1C, cboc or sinboc and the sample frequency sampling_freq).
- void [galileo_e1_code_gen_complex_sampled](#) (own::span< std::complex< float >> dest, const std::array< char, 3 > &signal_id, bool cboc, uint32_t prn, int32_t sampling_freq, uint32_t chip_shift, bool secondary_flag)
This function generates Galileo E1 code (can select E1B or E1C, cboc or sinboc and the sample frequency sampling_freq).
- void [galileo_e1_code_gen_complex_sampled](#) (own::span< std::complex< float >> dest, const std::array< char, 3 > &signal_id, bool cboc, uint32_t prn, int32_t sampling_freq, uint32_t chip_shift)
galileo_e1_code_gen_complex_sampled without secondary_flag for backward compatibility.
- void [galileo_e5_a_code_gen_complex_primary](#) (own::span< std::complex< float >> dest, int32_t prn, const std::array< char, 3 > &signal_id)
Generates Galileo E5a code at 1 sample/chip.
- void [galileo_e5_a_code_gen_complex_sampled](#) (own::span< std::complex< float >> dest, uint32_t prn, const std::array< char, 3 > &signal_id, int32_t sampling_freq, uint32_t chip_shift)
Generates Galileo E5a complex code, shifted to the desired chip and sampled at a frequency sampling_freq.
- void [galileo_e5_b_code_gen_complex_primary](#) (own::span< std::complex< float >> dest, int32_t prn, const std::array< char, 3 > &signal_id)
Generates Galileo E5b code at 1 sample/chip.
- void [galileo_e5_b_code_gen_complex_sampled](#) (own::span< std::complex< float >> dest, uint32_t prn, const std::array< char, 3 > &signal_id, int32_t sampling_freq, uint32_t chip_shift)
Generates Galileo E5b complex code, shifted to the desired chip and sampled at a frequency sampling_freq.
- void [galileo_e6_b_code_gen_complex_primary](#) (own::span< std::complex< float >> dest, int32_t prn)
Generates Galileo E6B code at 1 sample/chip.
- void [galileo_e6_b_code_gen_float_primary](#) (own::span< float > dest, int32_t prn)
Generates Galileo E6B code at 1 sample/chip.
- void [galileo_e6_b_code_gen_complex_sampled](#) (own::span< std::complex< float >> dest, uint32_t prn, int32_t sampling_freq, uint32_t chip_shift)

- Generates Galileo E6B complex code, shifted to the desired chip and sampled at a frequency sampling_freq.*

 - void [galileo_e6_c_code_gen_complex_primary](#) (own::span< std::complex< float >> dest, int32_t prn)
- Generates Galileo E6C codes at 1 sample/chip.*

 - void [galileo_e6_c_code_gen_float_primary](#) (own::span< float > dest, int32_t prn)
- Generates Galileo E6C codes at 1 sample/chip.*

 - void [galileo_e6_c_code_gen_complex_sampled](#) (own::span< std::complex< float >> dest, uint32_t prn, int32_t sampling_freq, uint32_t chip_shift)
- Generates Galileo E6C complex codes, shifted to the desired chip and sampled at a frequency sampling_freq.*

 - void [galileo_e6_c_secondary_code_gen_complex](#) (own::span< std::complex< float >> dest, int32_t prn)
- Generates Galileo E6C secondary codes at 1 sample/chip.*

 - void [galileo_e6_c_secondary_code_gen_float](#) (own::span< float > dest, int32_t prn)
- Generates Galileo E6C secondary codes at 1 sample/chip.*

 - std::string [galileo_e6_c_secondary_code](#) (int32_t prn)
- Generates a string with Galileo E6C secondary codes at 1 sample/chip.*

 - arma::mat [Skew_symmetric](#) (const arma::vec &a)
- Calculates skew-symmetric matrix.*

 - double **WGS84_g0** (double Lat_rad)
 - double **WGS84_geocentric_radius** (double Lat_geodetic_rad)
 - int **topocent** (double *Az, double *El, double *D, const arma::vec &x, const arma::vec &dx)
- Transformation of vector dx into topocentric coordinate system with origin at x Inputs: x - vector origin coordinates (in ECEF system [X; Y; Z;]) dx - vector ([dX; dY; dZ;]).*

 - int **togeod** (double *dphi, double *dlambda, double *h, double a, double finv, double X, double Y, double Z)
- Subroutine to calculate geodetic coordinates latitude, longitude, height given Cartesian coordinates X,Y,Z, and reference ellipsoid values semi-major axis (a) and the inverse of flattening (finv).*

 - arma::vec [Gravity_ECEF](#) (const arma::vec &r_eb_e)
- Calculates acceleration due to gravity resolved about ECEF-frame.*

 - arma::vec [cart2geo](#) (const arma::vec &XYZ, int ellipsoid_selection)
- Conversion of Cartesian coordinates (X,Y,Z) to geographical coordinates (latitude, longitude, h) on a selected reference ellipsoid.*

 - arma::vec **LLH_to_deg** (const arma::vec &LLH)
 - double **degtorad** (double angleInDegrees)
 - double **radtodeg** (double angleInRadians)
 - double **mstoknotsh** (double MetersPerSeconds)
 - double **mstokph** (double MetersPerSeconds)
 - arma::vec **CTM_to_Euler** (const arma::mat &C)
 - arma::mat **Euler_to_CTM** (const arma::vec &eul)
 - void **ECEF_to_Geo** (const arma::vec &r_eb_e, const arma::vec &v_eb_e, const arma::mat &C_b_e, arma::vec &LLH, arma::vec &v_eb_n, arma::mat &C_b_n)
 - void [Geo_to_ECEF](#) (const arma::vec &LLH, const arma::vec &v_eb_n, const arma::mat &C_b_n, arma::vec &r_eb_e, arma::vec &v_eb_e, arma::mat &C_b_e)
- From Geographic to ECEF coordinates.*

 - void [pv_Geo_to_ECEF](#) (double L_b, double lambda_b, double h_b, const arma::vec &v_eb_n, arma::vec &r_eb_e, arma::vec &v_eb_e)
- Converts curvilinear to Cartesian position and velocity resolving axes from NED to ECEF This function created 11/4/2012 by Paul Groves.*

 - double [great_circle_distance](#) (double lat1, double lon1, double lat2, double lon2)
- The Haversine formula determines the great-circle distance between two points on a sphere given their longitudes and latitudes.*

 - void [cart2utm](#) (const arma::vec &r_eb_e, int zone, arma::vec &r_enu)
- Transformation of ECEF (X,Y,Z) to (E,N,U) in UTM, zone 'zone'.*

 - int [findUtmZone](#) (double latitude_deg, double longitude_deg)
- Function finds the UTM zone number for given longitude and latitude.*

 - double [clsin](#) (const arma::colvec &ar, int degree, double argument)

- Clenshaw summation of sinus of argument.*

 - void `clksin` (const arma::colvec &ar, int degree, double arg_real, double arg_imag, double *re, double *im)
- Clenshaw summation of sinus with complex argument.*

 - void `glonass_l1_ca_code_gen_complex` (own::span< std::complex< float >> dest, uint32_t chip_shift)

Generates complex GLONASS L1 C/A code for the desired SV ID and code shift.

- void `glonass_l1_ca_code_gen_complex_sampled` (own::span< std::complex< float >> dest, int32_t sampling_freq, uint32_t chip_shift)

Generates complex GLONASS L1 C/A code for the desired SV ID and code shift, and sampled to specific sampling frequency.

- void `glonass_l2_ca_code_gen_complex` (own::span< std::complex< float >> dest, uint32_t chip_shift)

Generates complex GLONASS L2 C/A code for the desired SV ID and code shift.

- void `glonass_l2_ca_code_gen_complex_sampled` (own::span< std::complex< float >> dest, int32_t sampling_freq, uint32_t chip_shift)

Generates complex GLONASS L2 C/A code for the desired SV ID and code shift, and sampled to specific sampling frequency.

- bool `gnss_sdr_create_directory` (const std::string &foldername)
- void `complex_exp_gen` (own::span< std::complex< float >> dest, double freq, double sampling_freq)

This function generates a complex exponential in dest.

- void `complex_exp_gen_conj` (own::span< std::complex< float >> dest, double freq, double sampling_freq)

This function generates a conjugate complex exponential in dest.

- void `hex_to_binary_converter` (own::span< int32_t > dest, char from)

This function makes a conversion from hex (the input is a char) to binary (the output are 4 ints with +1 or -1 values).

- std::string `hex_to_binary_string` (char from)

This function makes a conversion from hex (the input is a char) to binary (the output is a string of 4 char with 0 or 1 values).

- void `resampler` (const own::span< float > from, own::span< float > dest, float fs_in, float fs_out)

This function resamples a sequence of float values.

- void `resampler` (own::span< const std::complex< float >> from, own::span< std::complex< float >> dest, float fs_in, float fs_out)

This function resamples a sequence of complex values.

- void `gps_l2c_m_code_gen_complex` (own::span< std::complex< float >> dest, uint32_t prn)

Generates complex GPS L2C M code for the desired SV ID.

- void `gps_l2c_m_code_gen_float` (own::span< float > dest, uint32_t prn)

Generates float GPS L2C M code for the desired SV ID.

- void `gps_l2c_m_code_gen_complex_sampled` (own::span< std::complex< float >> dest, uint32_t prn, int32_t sampling_freq)

Generates complex GPS L2C M code for the desired SV ID, and sampled to specific sampling frequency.

- void `gps_l5i_code_gen_complex` (own::span< std::complex< float >> dest, uint32_t prn)

Generates complex GPS L5I code for the desired SV ID.

- void `gps_l5i_code_gen_float` (own::span< float > dest, uint32_t prn)

Generates real GPS L5I code for the desired SV ID.

- void `gps_l5q_code_gen_complex` (own::span< std::complex< float >> dest, uint32_t prn)

Generates complex GPS L5Q code for the desired SV ID.

- void `gps_l5q_code_gen_float` (own::span< float > dest, uint32_t prn)

Generates real GPS L5Q code for the desired SV ID.

- void `gps_l5i_code_gen_complex_sampled` (own::span< std::complex< float >> dest, uint32_t prn, int32_t sampling_freq)

Generates complex GPS L5I code for the desired SV ID, and sampled to specific sampling frequency.

- void `gps_l5q_code_gen_complex_sampled` (own::span< std::complex< float >> dest, uint32_t prn, int32_t sampling_freq)

Generates complex GPS L5Q code for the desired SV ID, and sampled to specific sampling frequency.

- void `gps_l1_ca_code_gen_int` (own::span< int32_t > dest, int32_t prn, uint32_t chip_shift)

- Generates int GPS L1 C/A code for the desired SV ID and code shift.*

 - void `gps_l1_ca_code_gen_float` (own::span< float > dest, int32_t prn, uint32_t chip_shift)

Generates float GPS L1 C/A code for the desired SV ID and code shift.

 - void `gps_l1_ca_code_gen_complex` (own::span< std::complex< float >> dest, int32_t prn, uint32_t chip_shift)

Generates complex GPS L1 C/A code for the desired SV ID and code shift.

 - void `gps_l1_ca_code_gen_complex_sampled` (own::span< std::complex< float >> dest, uint32_t prn, int32_t sampling_freq, uint32_t chip_shift)

Generates complex GPS L1 C/A code for the desired SV ID and code shift, and sampled to specific sampling frequency.

 - bool `item_type_valid` (const std::string &item_type)

Check if a string is a valid item type.

 - size_t `item_type_size` (const std::string &item_type)

Return the size of the given item type, or zero if unknown.

 - bool `item_type_is_complex` (const std::string &item_type)

Determine if an item_type is complex.

 - item_type_converter_t `make_vector_converter` (const std::string &input_type, const std::string &output_type)

Create a function to convert an array of input_type to an array of output_type.

 - short_x2_to_cshort_sptr `make_short_x2_to_cshort` ()
 - `Gnss_circular_deque< T >::Gnss_circular_deque` ()

Default constructor.

 - `Gnss_circular_deque< T >::Gnss_circular_deque` (unsigned int max_size, unsigned int nchann)

nchann = number of channels; max_size = channel capacity

 - unsigned int `Gnss_circular_deque< T >::size` (unsigned int ch) const

Returns the number of available elements in a channel.

 - T & `Gnss_circular_deque< T >::back` (unsigned int ch)

Returns a reference to the last element in the deque.

 - T & `Gnss_circular_deque< T >::front` (unsigned int ch)

Returns a reference to the first element in the deque.

 - T & `Gnss_circular_deque< T >::at` (unsigned int ch, unsigned int pos)

Returns a reference to an element with bound checking.

 - const T & `Gnss_circular_deque< T >::get` (unsigned int ch, unsigned int pos) const

Returns a const reference to an element without bound checking.

 - void `Gnss_circular_deque< T >::clear` (unsigned int ch)

Removes all the elements of the deque (Sets size to 0). Capacity is not modified.

 - void `Gnss_circular_deque< T >::reset` (unsigned int max_size, unsigned int nchann)

Removes all the elements in all the channels. Re-sets the number of channels and their capacity.

 - void `Gnss_circular_deque< T >::reset` ()

Removes all the channels (Sets nchann to 0)

 - void `Gnss_circular_deque< T >::pop_front` (unsigned int ch)

Removes the first element of the deque.

 - void `Gnss_circular_deque< T >::push_back` (unsigned int ch, const T &new_data)

Inserts an element at the end of the deque.

9.17.1 Detailed Description

Common utilities for GNSS algorithms.

9.17.2 Function Documentation

9.17.2.1 `at()`

```
template<class T >
T & Gnss_circular_deque< T >::at (
    unsigned int ch,
    unsigned int pos )
```

Returns a reference to an element with bound checking.

Definition at line 88 of file `gnss_circular_deque.h`.

9.17.2.2 `back()`

```
template<class T >
T & Gnss_circular_deque< T >::back (
    unsigned int ch )
```

Returns a reference to the last element in the deque.

Definition at line 74 of file `gnss_circular_deque.h`.

9.17.2.3 `beidou_b1i_code_gen_complex()`

```
void beidou_b1i_code_gen_complex (
    own::span< std::complex< float >> dest,
    int32_t prn,
    uint32_t chip_shift )
```

Generates complex GPS L1 C/A code for the desired SV ID and code shift.

9.17.2.4 `beidou_b1i_code_gen_complex_sampled()`

```
void beidou_b1i_code_gen_complex_sampled (
    own::span< std::complex< float >> dest,
    uint32_t prn,
    int32_t sampling_freq,
    uint32_t chip_shift )
```

Generates complex GPS L1 C/A code for the desired SV ID and code shift, and sampled to specific sampling frequency.

9.17.2.5 beidou_b1i_code_gen_float()

```
void beidou_b1i_code_gen_float (
    own::span< float > dest,
    int32_t prn,
    uint32_t chip_shift )
```

Generates float GPS L1 C/A code for the desired SV ID and code shift.

9.17.2.6 beidou_b1i_code_gen_int()

```
void beidou_b1i_code_gen_int (
    own::span< int32_t > dest,
    int32_t prn,
    uint32_t chip_shift )
```

Generates int32_t GPS L1 C/A code for the desired SV ID and code shift.

9.17.2.7 beidou_b3i_code_gen_complex()

```
void beidou_b3i_code_gen_complex (
    own::span< std::complex< float >> dest,
    int32_t prn,
    uint32_t chip_shift )
```

Generates complex BeiDou B3I code for the desired SV ID and code shift.

9.17.2.8 beidou_b3i_code_gen_complex_sampled()

```
void beidou_b3i_code_gen_complex_sampled (
    own::span< std::complex< float >> dest,
    uint32_t prn,
    int sampling_freq,
    uint32_t chip_shift )
```

Generates complex BeiDou B3I code for the desired SV ID and code shift, and sampled to specific sampling frequency.

9.17.2.9 beidou_b3i_code_gen_float()

```
void beidou_b3i_code_gen_float (
    own::span< float > dest,
    int32_t prn,
    uint32_t chip_shift )
```

Generates float BeiDou B3I code for the desired SV ID and code shift.

9.17.2.10 beidou_b3i_code_gen_int()

```
void beidou_b3i_code_gen_int (
    own::span< int > dest,
    int32_t prn,
    uint32_t chip_shift )
```

Generates int BeiDou B3I code for the desired SV ID and code shift.

9.17.2.11 cart2geo()

```
arma::vec cart2geo (
    const arma::vec & XYZ,
    int ellipsoid_selection )
```

Conversion of Cartesian coordinates (X,Y,Z) to geographical coordinates (latitude, longitude, h) on a selected reference ellipsoid.

Choices of Reference Ellipsoid for Geographical Coordinates 0. International Ellipsoid 1924

1. International Ellipsoid 1967
2. World Geodetic System 1972
3. Geodetic Reference System 1980
4. World Geodetic System 1984

9.17.2.12 cart2utm()

```
void cart2utm (
    const arma::vec & r_eb_e,
    int zone,
    arma::vec & r_enu )
```

Transformation of ECEF (X,Y,Z) to (E,N,U) in UTM, zone 'zone'.

9.17.2.13 clear()

```
template<class T >
void Gnss_circular_deque< T >::clear (
    unsigned int ch )
```

Removes all the elements of the deque (Sets size to 0). Capacity is not modified.

Definition at line 102 of file gnss_circular_deque.h.

9.17.2.14 clksin()

```
void clksin (
    const arma::colvec & ar,
    int degree,
    double arg_real,
    double arg_imag,
    double * re,
    double * im )
```

Clenshaw summation of sinus with complex argument.

9.17.2.15 clsin()

```
double clsin (
    const arma::colvec & ar,
    int degree,
    double argument )
```

Clenshaw summation of sinus of argument.

9.17.2.16 complex_exp_gen()

```
void complex_exp_gen (
    own::span< std::complex< float >> dest,
    double freq,
    double sampling_freq )
```

This function generates a complex exponential in dest.

9.17.2.17 complex_exp_gen_conj()

```
void complex_exp_gen_conj (
    own::span< std::complex< float >> dest,
    double freq,
    double sampling_freq )
```

This function generates a conjugate complex exponential in dest.

9.17.2.18 findUtmZone()

```
int findUtmZone (
    double latitude_deg,
    double longitude_deg )
```

Function finds the UTM zone number for given longitude and latitude.

9.17.2.19 front()

```
template<class T >
T & Gnss_circular_deque< T >::front (
    unsigned int ch )
```

Returns a reference to the first element in the deque.

Definition at line 81 of file gnss_circular_deque.h.

9.17.2.20 galileo_e1_code_gen_complex_sampled() [1/2]

```
void galileo_e1_code_gen_complex_sampled (
    own::span< std::complex< float >> dest,
    const std::array< char, 3 > & signal_id,
    bool cboc,
    uint32_t prn,
    int32_t sampling_freq,
    uint32_t chip_shift,
    bool secondary_flag )
```

This function generates Galileo E1 code (can select E1B or E1C, cboc or sinboc and the sample frequency `sampling_freq`).

9.17.2.21 galileo_e1_code_gen_complex_sampled() [2/2]

```
void galileo_e1_code_gen_complex_sampled (
    own::span< std::complex< float >> dest,
    const std::array< char, 3 > & signal_id,
    bool cboc,
    uint32_t prn,
    int32_t sampling_freq,
    uint32_t chip_shift )
```

`galileo_e1_code_gen_complex_sampled` without `secondary_flag` for backward compatibility.

9.17.2.22 galileo_e1_code_gen_float_sampled() [1/2]

```
void galileo_e1_code_gen_float_sampled (
    own::span< float > dest,
    const std::array< char, 3 > & signal_id,
    bool cboc,
    uint32_t prn,
    int32_t sampling_freq,
    uint32_t chip_shift,
    bool secondary_flag )
```

This function generates Galileo E1 code (can select E1B or E1C, cboc or sinboc and the sample frequency `sampling_freq`).

9.17.2.23 galileo_e1_code_gen_float_sampled() [2/2]

```
void galileo_e1_code_gen_float_sampled (
    own::span< float > dest,
    const std::array< char, 3 > & signal_id,
    bool cboc,
    uint32_t prn,
    int32_t sampling_freq,
    uint32_t chip_shift )
```

This function generates Galileo E1 code (can select E1B or E1C, cboc or sinboc and the sample frequency `sampling_freq`).

9.17.2.24 galileo_e1_code_gen_sinboc11_float()

```
void galileo_e1_code_gen_sinboc11_float (
    own::span< float > dest,
    const std::array< char, 3 > & signal_id,
    uint32_t prn )
```

This function generates Galileo E1 code (can select E1B or E1C sinboc).

9.17.2.25 galileo_e5_a_code_gen_complex_primary()

```
void galileo_e5_a_code_gen_complex_primary (
    own::span< std::complex< float >> dest,
    int32_t prn,
    const std::array< char, 3 > & signal_id )
```

Generates Galileo E5a code at 1 sample/chip.

9.17.2.26 galileo_e5_a_code_gen_complex_sampled()

```
void galileo_e5_a_code_gen_complex_sampled (
    own::span< std::complex< float >> dest,
    uint32_t prn,
    const std::array< char, 3 > & signal_id,
    int32_t sampling_freq,
    uint32_t chip_shift )
```

Generates Galileo E5a complex code, shifted to the desired chip and sampled at a frequency `sampling_freq`.

9.17.2.27 galileo_e5_b_code_gen_complex_primary()

```
void galileo_e5_b_code_gen_complex_primary (
    own::span< std::complex< float >> dest,
    int32_t prn,
    const std::array< char, 3 > & signal_id )
```

Generates Galileo E5b code at 1 sample/chip.

9.17.2.28 galileo_e5_b_code_gen_complex_sampled()

```
void galileo_e5_b_code_gen_complex_sampled (
    own::span< std::complex< float >> dest,
    uint32_t prn,
    const std::array< char, 3 > & signal_id,
    int32_t sampling_freq,
    uint32_t chip_shift )
```

Generates Galileo E5b complex code, shifted to the desired chip and sampled at a frequency `sampling_freq`.

9.17.2.29 galileo_e6_b_code_gen_complex_primary()

```
void galileo_e6_b_code_gen_complex_primary (
    own::span< std::complex< float >> dest,
    int32_t prn )
```

Generates Galileo E6B code at 1 sample/chip.

9.17.2.30 galileo_e6_b_code_gen_complex_sampled()

```
void galileo_e6_b_code_gen_complex_sampled (
    own::span< std::complex< float >> dest,
    uint32_t prn,
    int32_t sampling_freq,
    uint32_t chip_shift )
```

Generates Galileo E6B complex code, shifted to the desired chip and sampled at a frequency `sampling_freq`.

9.17.2.31 galileo_e6_b_code_gen_float_primary()

```
void galileo_e6_b_code_gen_float_primary (
    own::span< float > dest,
    int32_t prn )
```

Generates Galileo E6B code at 1 sample/chip.

9.17.2.32 galileo_e6_c_code_gen_complex_primary()

```
void galileo_e6_c_code_gen_complex_primary (
    own::span< std::complex< float >> dest,
    int32_t prn )
```

Generates Galileo E6C codes at 1 sample/chip.

9.17.2.33 galileo_e6_c_code_gen_complex_sampled()

```
void galileo_e6_c_code_gen_complex_sampled (
    own::span< std::complex< float >> dest,
    uint32_t prn,
    int32_t sampling_freq,
    uint32_t chip_shift )
```

Generates Galileo E6C complex codes, shifted to the desired chip and sampled at a frequency `sampling_freq`.

9.17.2.34 galileo_e6_c_code_gen_float_primary()

```
void galileo_e6_c_code_gen_float_primary (
    own::span< float > dest,
    int32_t prn )
```

Generates Galileo E6C codes at 1 sample/chip.

9.17.2.35 galileo_e6_c_secondary_code()

```
std::string galileo_e6_c_secondary_code (
    int32_t prn )
```

Generates a string with Galileo E6C secondary codes at 1 sample/chip.

9.17.2.36 galileo_e6_c_secondary_code_gen_complex()

```
void galileo_e6_c_secondary_code_gen_complex (
    own::span< std::complex< float >> dest,
    int32_t prn )
```

Generates Galileo E6C secondary codes at 1 sample/chip.

9.17.2.37 galileo_e6_c_secondary_code_gen_float()

```
void galileo_e6_c_secondary_code_gen_float (
    own::span< float > dest,
    int32_t prn )
```

Generates Galileo E6C secondary codes at 1 sample/chip.

9.17.2.38 Geo_to_ECEF()

```
void Geo_to_ECEF (
    const arma::vec & LLH,
    const arma::vec & v_eb_n,
    const arma::mat & C_b_n,
    arma::vec & r_eb_e,
    arma::vec & v_eb_e,
    arma::mat & C_b_e )
```

From Geographic to ECEF coordinates.

Inputs: LLH latitude (rad), longitude (rad), height (m) v_{eb_n} velocity of body frame w.r.t. ECEF frame, resolved along north, east, and down (m/s) C_{b_n} body-to-NED coordinate transformation matrix

Outputs: r_{eb_e} Cartesian position of body frame w.r.t. ECEF frame, resolved along ECEF-frame axes (m) v_{eb_e} velocity of body frame w.r.t. ECEF frame, resolved along ECEF-frame axes (m/s) C_{b_e} body-to-ECEF-frame coordinate transformation matrix

9.17.2.39 get()

```
template<class T >
const T & Gnss_circular_deque< T >::get (
    unsigned int ch,
    unsigned int pos ) const
```

Returns a const reference to an element without bound checking.

Definition at line 95 of file gnss_circular_deque.h.

9.17.2.40 glonass_l1_ca_code_gen_complex()

```
void glonass_l1_ca_code_gen_complex (
    own::span< std::complex< float >> dest,
    uint32_t chip_shift )
```

Generates complex GLONASS L1 C/A code for the desired SV ID and code shift.

9.17.2.41 glonass_l1_ca_code_gen_complex_sampled()

```
void glonass_l1_ca_code_gen_complex_sampled (
    own::span< std::complex< float >> dest,
    int32_t sampling_freq,
    uint32_t chip_shift )
```

Generates complex GLONASS L1 C/A code for the desired SV ID and code shift, and sampled to specific sampling frequency.

9.17.2.42 glonass_l2_ca_code_gen_complex()

```
void glonass_l2_ca_code_gen_complex (
    own::span< std::complex< float >> dest,
    uint32_t chip_shift )
```

Generates complex GLONASS L2 C/A code for the desired SV ID and code shift.

9.17.2.43 glonass_l2_ca_code_gen_complex_sampled()

```
void glonass_l2_ca_code_gen_complex_sampled (
    own::span< std::complex< float >> dest,
    int32_t sampling_freq,
    uint32_t chip_shift )
```

Generates complex GLONASS L2 C/A code for the desired SV ID and code shift, and sampled to specific sampling frequency.

9.17.2.44 Gnss_circular_deque() [1/2]

```
template<class T >
Gnss_circular_deque< T >::Gnss_circular_deque ( )
```

Default constructor.

Definition at line 53 of file gnss_circular_deque.h.

9.17.2.45 Gnss_circular_deque() [2/2]

```
template<class T >
Gnss_circular_deque< T >::Gnss_circular_deque (
    unsigned int max_size,
    unsigned int nchann )
```

nchann = number of channels; max_size = channel capacity

Definition at line 60 of file gnss_circular_deque.h.

9.17.2.46 gps_l1_ca_code_gen_complex()

```
void gps_l1_ca_code_gen_complex (
    own::span< std::complex< float >> dest,
    int32_t prn,
    uint32_t chip_shift )
```

Generates complex GPS L1 C/A code for the desired SV ID and code shift.

9.17.2.47 gps_l1_ca_code_gen_complex_sampled()

```
void gps_l1_ca_code_gen_complex_sampled (
    own::span< std::complex< float >> dest,
    uint32_t prn,
    int32_t sampling_freq,
    uint32_t chip_shift )
```

Generates complex GPS L1 C/A code for the desired SV ID and code shift, and sampled to specific sampling frequency.

9.17.2.48 gps_l1_ca_code_gen_float()

```
void gps_l1_ca_code_gen_float (
    own::span< float > dest,
    int32_t prn,
    uint32_t chip_shift )
```

Generates float GPS L1 C/A code for the desired SV ID and code shift.

9.17.2.49 gps_l1_ca_code_gen_int()

```
void gps_l1_ca_code_gen_int (
    own::span< int32_t > dest,
    int32_t prn,
    uint32_t chip_shift )
```

Generates int GPS L1 C/A code for the desired SV ID and code shift.

9.17.2.50 gps_l2c_m_code_gen_complex()

```
void gps_l2c_m_code_gen_complex (
    own::span< std::complex< float >> dest,
    uint32_t prn )
```

Generates complex GPS L2C M code for the desired SV ID.

9.17.2.51 gps_l2c_m_code_gen_complex_sampled()

```
void gps_l2c_m_code_gen_complex_sampled (
    own::span< std::complex< float >> dest,
    uint32_t prn,
    int32_t sampling_freq )
```

Generates complex GPS L2C M code for the desired SV ID, and sampled to specific sampling frequency.

9.17.2.52 gps_l2c_m_code_gen_float()

```
void gps_l2c_m_code_gen_float (
    own::span< float > dest,
    uint32_t prn )
```

Generates float GPS L2C M code for the desired SV ID.

9.17.2.53 `gps_l5i_code_gen_complex()`

```
void gps_l5i_code_gen_complex (
    own::span< std::complex< float >> dest,
    uint32_t prn )
```

Generates complex GPS L5I code for the desired SV ID.

9.17.2.54 `gps_l5i_code_gen_complex_sampled()`

```
void gps_l5i_code_gen_complex_sampled (
    own::span< std::complex< float >> dest,
    uint32_t prn,
    int32_t sampling_freq )
```

Generates complex GPS L5I code for the desired SV ID, and sampled to specific sampling frequency.

9.17.2.55 `gps_l5i_code_gen_float()`

```
void gps_l5i_code_gen_float (
    own::span< float > dest,
    uint32_t prn )
```

Generates real GPS L5I code for the desired SV ID.

9.17.2.56 `gps_l5q_code_gen_complex()`

```
void gps_l5q_code_gen_complex (
    own::span< std::complex< float >> dest,
    uint32_t prn )
```

Generates complex GPS L5Q code for the desired SV ID.

9.17.2.57 `gps_l5q_code_gen_complex_sampled()`

```
void gps_l5q_code_gen_complex_sampled (
    own::span< std::complex< float >> dest,
    uint32_t prn,
    int32_t sampling_freq )
```

Generates complex GPS L5Q code for the desired SV ID, and sampled to specific sampling frequency.

9.17.2.58 gps_l5q_code_gen_float()

```
void gps_l5q_code_gen_float (
    own::span< float > dest,
    uint32_t prn )
```

Generates real GPS L5Q code for the desired SV ID.

9.17.2.59 Gravity_ECEF()

```
arma::vec Gravity_ECEF (
    const arma::vec & r_eb_e )
```

Calculates acceleration due to gravity resolved about ECEF-frame.

9.17.2.60 great_circle_distance()

```
double great_circle_distance (
    double lat1,
    double lon1,
    double lat2,
    double lon2 )
```

The Haversine formula determines the great-circle distance between two points on a sphere given their longitudes and latitudes.

9.17.2.61 hex_to_binary_converter()

```
void hex_to_binary_converter (
    own::span< int32_t > dest,
    char from )
```

This function makes a conversion from hex (the input is a char) to binary (the output are 4 ints with +1 or -1 values).

9.17.2.62 hex_to_binary_string()

```
std::string hex_to_binary_string (
    char from )
```

This function makes a conversion from hex (the input is a char) to binary (the output is a string of 4 char with 0 or 1 values).

9.17.2.63 item_type_is_complex()

```
bool item_type_is_complex (
    const std::string & item_type )
```

Determine if an `item_type` is complex.

9.17.2.64 item_type_size()

```
size_t item_type_size (
    const std::string & item_type )
```

Return the size of the given item type, or zero if unknown.

9.17.2.65 item_type_valid()

```
bool item_type_valid (
    const std::string & item_type )
```

Check if a string is a valid item type.

Valid item types include: "byte", "short", "float", "ibyte", "ishort", "cbyte", "cshort", "gr_complex"

9.17.2.66 make_vector_converter()

```
item_type_converter_t make_vector_converter (
    const std::string & input_type,
    const std::string & output_type )
```

Create a function to convert an array of `input_type` to an array of `output_type`.

Provides a generic interface to generate conversion functions for mapping arrays of items.

Parameters

<i>input_type</i>	- String representation of the input item type
<i>output_type</i>	- String representation of the output item type

The item types accepted are:

1. "byte" for 8 bit integers
2. "cbyte" for complex (interleaved) 8 bit integers
3. "ibyte" for complex (interleaved) 8 bit integers

1. "short" for 16 bit integers
2. "cshort" for complex (interleaved) 16 bit integers
3. "ishort" for complex (interleaved) 16 bit integers
4. "float" for 32 bit floating point values
5. "gr_complex" for complex (interleaved) 32 bit floating point values

Returns

A function object with the following prototype: `void convert_fun(void *dest, void *src, int num_items);`

9.17.2.67 pop_front()

```
template<class T >
void Gnss_circular_deque< T >::pop_front (
    unsigned int ch )
```

Removes the first element of the deque.

Definition at line 130 of file `gnss_circular_deque.h`.

9.17.2.68 push_back()

```
template<class T>
void Gnss_circular_deque< T >::push_back (
    unsigned int ch,
    const T & new_data )
```

Inserts an element at the end of the deque.

Definition at line 137 of file `gnss_circular_deque.h`.

9.17.2.69 pv_Geo_to_ECEF()

```
void pv_Geo_to_ECEF (
    double L_b,
    double lambda_b,
    double h_b,
    const arma::vec & v_eb_n,
    arma::vec & r_eb_e,
    arma::vec & v_eb_e )
```

Converts curvilinear to Cartesian position and velocity resolving axes from NED to ECEF This function created 11/4/2012 by Paul Groves.

Inputs: `L_b` latitude (rad) `lambda_b` longitude (rad) `h_b` height (m) `v_eb_n` velocity of body frame w.r.t. ECEF frame, resolved along north, east, and down (m/s)

Outputs: `r_eb_e` Cartesian position of body frame w.r.t. ECEF frame, resolved along ECEF-frame axes (m) `v_eb_e` velocity of body frame w.r.t. ECEF frame, resolved along ECEF-frame axes (m/s)

9.17.2.70 resampler() [1/2]

```
void resampler (
    const own::span< float > from,
    own::span< float > dest,
    float fs_in,
    float fs_out )
```

This function resamples a sequence of float values.

9.17.2.71 resampler() [2/2]

```
void resampler (
    own::span< const std::complex< float >> from,
    own::span< std::complex< float >> dest,
    float fs_in,
    float fs_out )
```

This function resamples a sequence of complex values.

9.17.2.72 reset() [1/2]

```
template<class T >
void Gnss_circular_deque< T >::reset (
    unsigned int max_size,
    unsigned int nchann )
```

Removes all the elements in all the channels. Re-sets the number of channels and their capacity.

Definition at line 109 of file `gnss_circular_deque.h`.

9.17.2.73 reset() [2/2]

```
template<class T >
void Gnss_circular_deque< T >::reset ( )
```

Removes all the channels (Sets `nchann` to 0)

Definition at line 123 of file `gnss_circular_deque.h`.

9.17.2.74 size()

```
template<class T >
unsigned int Gnss_circular_deque< T >::size (
    unsigned int ch ) const
```

Returns the number of available elements in a channel.

Definition at line 67 of file gnss_circular_deque.h.

9.17.2.75 Skew_symmetric()

```
arma::mat Skew_symmetric (
    const arma::vec & a )
```

Calculates skew-symmetric matrix.

9.17.2.76 togeod()

```
int togeod (
    double * dphi,
    double * dlambd,
    double * h,
    double a,
    double finv,
    double X,
    double Y,
    double Z )
```

Subroutine to calculate geodetic coordinates latitude, longitude, height given Cartesian coordinates X,Y,Z, and reference ellipsoid values semi-major axis (a) and the inverse of flattening (finv).

The output units of angular quantities will be in decimal degrees (15.5 degrees not 15 deg 30 min). The output units of h will be the same as the units of X,Y,Z,a.

Inputs:

a	- semi-major axis of the reference ellipsoid
finv	- inverse of flattening of the reference ellipsoid
X,Y,Z	- Cartesian coordinates

Outputs:

dphi	- latitude
dlambda	- longitude
h	- height above reference ellipsoid

Based in a Matlab function by Kai Borre

9.17.2.77 topocent()

```
int topocent (
    double * Az,
    double * El,
    double * D,
    const arma::vec & x,
    const arma::vec & dx )
```

Transformation of vector dx into topocentric coordinate system with origin at x Inputs: x - vector origin coordinates (in ECEF system [X; Y; Z;]) dx - vector ([dX; dY; dZ;]).

Outputs: D - vector length. Units like the input Az - azimuth from north positive clockwise, degrees El - elevation angle, degrees

Based on a Matlab function by Kai Borre

9.18 gnss_sdr_flags

Functions

- [DECLARE_string](#) (c)
Path to the configuration file.
- [DECLARE_string](#) (config_file)
Path to the configuration file.
- [DECLARE_string](#) (log_dir)
Path to the folder in which logging will be stored.
- [DECLARE_string](#) (s)
Path to the file containing the signal samples.
- [DECLARE_string](#) (signal_source)
Path to the file containing the signal samples.
- [DECLARE_string](#) (timestamp_source)
Path to the file containing the signal samples.
- [DECLARE_bool](#) (rf_shutdown)
Shutdown RF when program exits.
- [DECLARE_int32](#) (doppler_max)
If defined, maximum Doppler value in the search grid, in Hz (overrides the configuration file).
- [DECLARE_int32](#) (doppler_step)
If defined, sets the frequency step in the search grid, in Hz, in Hz (overrides the configuration file).
- [DECLARE_int32](#) (cn0_samples)
Number of correlator outputs used for CN0 estimation.
- [DECLARE_int32](#) (cn0_min)
Minimum valid CN0 (in dB-Hz).
- [DECLARE_int32](#) (max_lock_fail)
Maximum number of code lock failures before dropping a satellite.
- [DECLARE_int32](#) (max_carrier_lock_fail)
Maximum number of carrier lock failures before dropping a satellite.
- [DECLARE_double](#) (carrier_lock_th)
Carrier lock threshold (in rad).
- [DECLARE_double](#) (dll_bw_hz)
Bandwidth of the DLL low pass filter, in Hz (overrides the configuration file).
- [DECLARE_double](#) (pll_bw_hz)
Bandwidth of the PLL low pass filter, in Hz (overrides the configuration file).
- [DECLARE_int32](#) (carrier_smoothing_factor)
Sets carrier smoothing factor M (overrides the configuration file).
- [DECLARE_string](#) (RINEX_version)
If defined, specifies the RINEX version (2.11 or 3.02). Overrides the configuration file.
- [DECLARE_string](#) (RINEX_name)
If defined, specifies the RINEX files base name.
- [DECLARE_bool](#) (keyboard)
If set to false, disables the keyboard listener. Only for debug purposes (e.g. ASAN mode termination)

Variables

- `const int32_t DEFAULT_CARRIER_SMOOTHING_FACTOR = 200`

9.18.1 Detailed Description

Library for command-line handling.

9.18.2 Function Documentation

9.18.2.1 DECLARE_bool() [1/2]

```
DECLARE_bool (
    rf_shutdown )
```

Shutdown RF when program exits.

9.18.2.2 DECLARE_bool() [2/2]

```
DECLARE_bool (
    keyboard )
```

If set to false, disables the keyboard listener. Only for debug purposes (e.g. ASAN mode termination)

9.18.2.3 DECLARE_double() [1/3]

```
DECLARE_double (
    carrier_lock_th )
```

Carrier lock threshold (in rad).

9.18.2.4 DECLARE_double() [2/3]

```
DECLARE_double (
    dll_bw_hz )
```

Bandwidth of the DLL low pass filter, in Hz (overrides the configuration file).

9.18.2.5 DECLARE_double() [3/3]

```
DECLARE_double (
    pll_bw_hz )
```

Bandwidth of the PLL low pass filter, in Hz (overrides the configuration file).

9.18.2.6 DECLARE_int32() [1/7]

```
DECLARE_int32 (
    doppler_max )
```

If defined, maximum Doppler value in the search grid, in Hz (overrides the configuration file).

9.18.2.7 DECLARE_int32() [2/7]

```
DECLARE_int32 (
    doppler_step )
```

If defined, sets the frequency step in the search grid, in Hz, in Hz (overrides the configuration file).

9.18.2.8 DECLARE_int32() [3/7]

```
DECLARE_int32 (
    cn0_samples )
```

Number of correlator outputs used for CN0 estimation.

9.18.2.9 DECLARE_int32() [4/7]

```
DECLARE_int32 (
    cn0_min )
```

Minimum valid CN0 (in dB-Hz).

9.18.2.10 DECLARE_int32() [5/7]

```
DECLARE_int32 (
    max_lock_fail )
```

Maximum number of code lock failures before dropping a satellite.

9.18.2.11 DECLARE_int32() [6/7]

```
DECLARE_int32 (
    max_carrier_lock_fail )
```

Maximum number of carrier lock failures before dropping a satellite.

9.18.2.12 DECLARE_int32() [7/7]

```
DECLARE_int32 (
    carrier_smoothing_factor )
```

Sets carrier smoothing factor M (overrides the configuration file).

9.18.2.13 DECLARE_string() [1/8]

```
DECLARE_string (
    c )
```

Path to the configuration file.

9.18.2.14 DECLARE_string() [2/8]

```
DECLARE_string (
    config_file )
```

Path to the configuration file.

9.18.2.15 DECLARE_string() [3/8]

```
DECLARE_string (
    log_dir )
```

Path to the folder in which logging will be stored.

9.18.2.16 DECLARE_string() [4/8]

```
DECLARE_string (
    s )
```

Path to the file containing the signal samples.

9.18.2.17 DECLARE_string() [5/8]

```
DECLARE_string (  
    signal_source )
```

Path to the file containing the signal samples.

9.18.2.18 DECLARE_string() [6/8]

```
DECLARE_string (  
    timestamp_source )
```

Path to the file containing the signal samples.

9.18.2.19 DECLARE_string() [7/8]

```
DECLARE_string (  
    RINEX_version )
```

If defined, specifies the RINEX version (2.11 or 3.02). Overrides the configuration file.

9.18.2.20 DECLARE_string() [8/8]

```
DECLARE_string (  
    RINEX_name )
```

If defined, specifies the RINEX files base name.

9.19 PVT

Modules

- [algorithms_libs_rtklib](#)
- [pvt_adapters](#)
- [pvt_gr_blocks](#)
- [pvt_libs](#)

9.19.1 Detailed Description

Computation of Position, Velocity and Time from GNSS observables.

9.20 algorithms_libs_rtklib

Classes

- struct [gtime_t](#)
- struct [obsd_t](#)
- struct [obs_t](#)
- struct [erpd_t](#)
- struct [erp_t](#)
- struct [pcv_t](#)
- struct [pcvs_t](#)
- struct [alm_t](#)
- struct [eph_t](#)
- struct [geph_t](#)
- struct [peph_t](#)
- struct [pclk_t](#)
- struct [seph_t](#)
- struct [tled_t](#)
- struct [tle_t](#)
- struct [tec_t](#)
- struct [fcbd_t](#)
- struct [sbsmsg_t](#)
- struct [sbs_t](#)
- struct [sbsfcrr_t](#)
- struct [sbslcorr_t](#)
- struct [sbssatp_t](#)
- struct [sbssat_t](#)
- struct [sbsigp_t](#)
- struct [sbsigpband_t](#)
- struct [sbsion_t](#)
- struct [dgps_t](#)
- struct [ssr_t](#)
- struct [lexmsg_t](#)
- struct [lex_t](#)
- struct [lexeph_t](#)
- struct [lexion_t](#)
- struct [stec_t](#)
- struct [trop_t](#)
- struct [pppcorr_t](#)
- struct [nav_t](#)
- struct [sta_t](#)
- struct [sol_t](#)
- struct [solbuf_t](#)
- struct [solstat_t](#)
- struct [solstatbuf_t](#)
- struct [rtcm_t](#)
- struct [url_t](#)
- struct [opt_t](#)
- struct [exterr_t](#)
- struct [snrmask_t](#)
- struct [prcopt_t](#)
- struct [solopt_t](#)
- struct [ssat_t](#)
- struct [ambc_t](#)

- struct [rtk_t](#)
- struct [half_cyc_tag](#)
- struct [stream_t](#)
- struct [serial_t](#)
- struct [file_t](#)
- struct [tcp_t](#)
- struct [tcpsvr_t](#)
- struct [tcpcli_t](#)
- struct [ntrip_t](#)
- struct [ftp_t](#)
- struct [raw_t](#)
- struct [rtksvr_t](#)
- struct [msm_h_t](#)

Macros

- #define **dev_t** int
- #define **socket_t** int
- #define **closesocket** close
- #define **lock_t** pthread_mutex_t
- #define **initlock**(f) pthread_mutex_init(f, NULL)
- #define **rtk_lock**(f) pthread_mutex_lock(f)
- #define **rtk_unlock**(f) pthread_mutex_unlock(f)
- #define **VER_RTKLIB** "2.4.2"
- #define **NTRIP_AGENT** "RTKLIB/" VER_RTKLIB
- #define **NTRIP_CLI_PORT** 2101 /* default ntrip-client connection port */
- #define **NTRIP_SVR_PORT** 80 /* default ntrip-server connection port */
- #define **NTRIP_MAXRSP** 32768 /* max size of ntrip response */
- #define **NTRIP_MAXSTR** 256 /* max length of mountpoint string */
- #define **NTRIP_RSP_OK_CLI** "ICY 200 OK\r\n" /* ntrip response: client */
- #define **NTRIP_RSP_OK_SVR** "OK\r\n" /* ntrip response: server */
- #define **NTRIP_RSP_SRCTBL** "SOURCETABLE 200 OK\r\n" /* ntrip response: source table */
- #define **NTRIP_RSP_TBLEND** "ENDSOURCETABLE"
- #define **NTRIP_RSP_HTTP** "HTTP/" /* ntrip response: http */
- #define **NTRIP_RSP_ERROR** "ERROR" /* ntrip response: error */
- #define **FTP_CMD** "wget" /* ftp/http command */
- #define **ENAGLO**
- #define **ENABDS**
- #define **STR_MODE_R** 0x1 /* stream mode: read */
- #define **STR_MODE_W** 0x2 /* stream mode: write */
- #define **STR_MODE_RW** 0x3 /* stream mode: read/write */
- #define **STR_NONE** 0 /* stream type: none */
- #define **STR_SERIAL** 1 /* stream type: serial */
- #define **STR_FILE** 2 /* stream type: file */
- #define **STR_TCPSVR** 3 /* stream type: TCP server */
- #define **STR_TCPCLI** 4 /* stream type: TCP client */
- #define **STR_UDP** 5 /* stream type: UDP stream */
- #define **STR_NTRIPSVR** 6 /* stream type: NTRIP server */
- #define **STR_NTRIPCLI** 7 /* stream type: NTRIP client */
- #define **STR_FTP** 8 /* stream type: ftp */
- #define **STR_HTTP** 9 /* stream type: http */
- #define **NP_PPP**(opt) ((opt)->dynamics ? 9 : 3) /* number of pos solution */
- #define **IC_PPP**(s, opt) (NP_PPP(opt) + (s)) /* state index of clocks (s=0:gps,1:glo) */
- #define **IT_PPP**(opt) (IC_PPP(0, opt) + **NSYS**) /* state index of tropos */

- `#define NR_PPP(opt) (IT_PPP(opt) + ((opt)->tropopt < TROPOPT_EST ? 0 : ((opt)->tropopt == TROPOPT_EST ? 1 : 3)))` /* number of solutions */
- `#define IB_PPP(s, opt) (NR_PPP(opt) + (s)-1)` /* state index of phase bias */
- `#define NX_PPP(opt) (IB_PPP(MAXSAT, opt) + 1)` /* number of estimated states */
- `#define NF_RTK(opt) ((opt)->ionoopt == IONOOPT_IFLC ? 1 : (opt)->nf)`
- `#define NP_RTK(opt) ((opt)->dynamics == 0 ? 3 : 9)`
- `#define NI_RTK(opt) ((opt)->ionoopt != IONOOPT_EST ? 0 : MAXSAT)`
- `#define NT_RTK(opt) ((opt)->tropopt < TROPOPT_EST ? 0 : ((opt)->tropopt < TROPOPT_ESTG ? 2 : 6))`
- `#define NL_RTK(opt) ((opt)->glomodear != 2 ? 0 : NFREQGLO)`
- `#define NB_RTK(opt) ((opt)->mode <= PMODE_DGPS ? 0 : MAXSAT * NF_RTK(opt))`
- `#define NR_RTK(opt) (NP_RTK(opt) + NI_RTK(opt) + NT_RTK(opt) + NL_RTK(opt))`
- `#define NX_RTK(opt) (NR_RTK(opt) + NB_RTK(opt))`
- `#define II_RTK(s, opt) (NP_RTK(opt) + (s)-1)` /* ionos (s:satellite no) */
- `#define IT_RTK(r, opt) (NP_RTK(opt) + NI_RTK(opt) + NT_RTK(opt) / 2 * (r))` /* tropos (r:0=rov,1:ref) */
- `#define IL_RTK(f, opt) (NP_RTK(opt) + NI_RTK(opt) + NT_RTK(opt) + (f))` /* receiver h/w bias */
- `#define IB_RTK(s, f, opt) (NR_RTK(opt) + MAXSAT * (f) + (s)-1)` /* phase bias (s:satno,f:freq) */
- `#define COMMENTH "%" /* comment line indicator for solution */`
- `#define MSG_DISCONN "$_DISCONNECT\r\n" /* disconnect message */`

Typedefs

- using `fatafunc_t` = void(const char *)
fatal callback function type
- typedef struct `half_cyc_tag` `half_cyc_t`

Functions

- `eph_t eph_to_rtklib` (const `Galileo_Ephemeris` &gal_eph)
- `eph_t eph_to_rtklib` (const `Gps_Ephemeris` &gps_eph, bool pre_2009_file)
- `eph_t eph_to_rtklib` (const `Gps_CNAV_Ephemeris` &gps_cnav_eph)
- `eph_t eph_to_rtklib` (const `Beidou_Dnav_Ephemeris` &bei_eph)
- `alm_t alm_to_rtklib` (const `Gps_Almanac` &gps_alm)
- `alm_t alm_to_rtklib` (const `Galileo_Almanac` &gal_alm)
- `geph_t eph_to_rtklib` (const `Glonass_Gnav_Ephemeris` &glonass_gnav_eph, const `Glonass_Gnav_Utc_Model` &gnav_clock_model)
Transforms a `Glonass_Gnav_Ephemeris` to its RTKLIB counterpart.
- `obsd_t insert_obs_to_rtklib` (`obsd_t` &rtklib_obs, const `Gnss_Synchro` &gnss_synchro, int week, int band, bool pre_2009_file=false)
- int `rtkopenstat` (const char *file, int level)
- void `rtkclosestat` ()
- void `rtkoutstat` (`rtk_t` *rtk)
- void `swapsolstat` ()
- void `outsolstat` (`rtk_t` *rtk)
- void `errmsg` (`rtk_t` *rtk, const char *format,...)
- double `sdocs` (const `obsd_t` *obs, int i, int j, int f)
- double `gfobs_L1L2` (const `obsd_t` *obs, int i, int j, const double *lam)
- double `gfobs_L1L5` (const `obsd_t` *obs, int i, int j, const double *lam)
- double `varerr` (int sat, int sys, double el, double bl, double dt, int f, const `prcopt_t` *opt)
- double `baseline` (const double *ru, const double *rb, double *dr)
- void `initx_rtk` (`rtk_t` *rtk, double xi, double var, int i)
- int `selsat` (const `obsd_t` *obs, const double *azel, int nu, int nr, const `prcopt_t` *opt, int *sat, int *iu, int *ir)

- void **udpos** ([rtk_t](#) *rtk, double tt)
- void **udion** ([rtk_t](#) *rtk, double tt, double bl, const int *sat, int ns)
- void **udtrop** ([rtk_t](#) *rtk, double tt, double bl)
- void **udrcvbias** ([rtk_t](#) *rtk, double tt)
- void **detslp_ll** ([rtk_t](#) *rtk, const [obsd_t](#) *obs, int i, int rcv)
- void **detslp_gf_L1L2** ([rtk_t](#) *rtk, const [obsd_t](#) *obs, int i, int j, const [nav_t](#) *nav)
- void **detslp_gf_L1L5** ([rtk_t](#) *rtk, const [obsd_t](#) *obs, int i, int j, const [nav_t](#) *nav)
- void **detslp_dop** ([rtk_t](#) *rtk, const [obsd_t](#) *obs, int i, int rcv, const [nav_t](#) *nav)
- void **udbias** ([rtk_t](#) *rtk, double tt, const [obsd_t](#) *obs, const int *sat, const int *iu, const int *ir, int ns, const [nav_t](#) *nav)
- void **udstate** ([rtk_t](#) *rtk, const [obsd_t](#) *obs, const int *sat, const int *iu, const int *ir, int ns, const [nav_t](#) *nav)
- void **zdras_sat** (int base, double r, const [obsd_t](#) *obs, const [nav_t](#) *nav, const double *azel, const double *dant, const [prcopt_t](#) *opt, double *y)
- int **zdras** (int base, const [obsd_t](#) *obs, int n, const double *rs, const double *dts, const int *svh, const [nav_t](#) *nav, const double *rr, const [prcopt_t](#) *opt, int index, double *y, double *e, double *azel)
- int **validobs** (int i, int j, int f, int nf, const double *y)
- void **ddcov** (const int *nb, int n, const double *Ri, const double *Rj, int nv, double *R)
- int **constbl** ([rtk_t](#) *rtk, const double *x, const double *P, double *v, double *H, double *Ri, double *Rj, int index)
- double **prectrop** ([gtime_t](#) time, const double *pos, int r, const double *azel, const [prcopt_t](#) *opt, const double *x, double *dtdx)
- double **gloibcorr** (int sat1, int sat2, const [prcopt_t](#) *opt, double lam1, double lam2, int f)
- int **test_sys** (int sys, int m)
- int **ddres** ([rtk_t](#) *rtk, const [nav_t](#) *nav, double dt, const double *x, const double *P, const int *sat, double *y, const double *e, double *azel, const int *iu, const int *ir, int ns, double *v, double *H, double *R, int *vflg)
- double **intpres** ([gtime_t](#) time, const [obsd_t](#) *obs, int n, const [nav_t](#) *nav, [rtk_t](#) *rtk, double *y)
- int **ddmat** ([rtk_t](#) *rtk, double *D)
- void **restamb** ([rtk_t](#) *rtk, const double *bias, int nb, double *xa)
- void **holdamb** ([rtk_t](#) *rtk, const double *xa)
- int **resamb_LAMBDA** ([rtk_t](#) *rtk, double *bias, double *xa)
- int **valpos** ([rtk_t](#) *rtk, const double *v, const double *R, const int *vflg, int nv, double thres)
- int **relpos** ([rtk_t](#) *rtk, const [obsd_t](#) *obs, int nu, int nr, const [nav_t](#) *nav)
- void **rtkinit** ([rtk_t](#) *rtk, const [prcopt_t](#) *opt)
- void **rtkfree** ([rtk_t](#) *rtk)
- int **rtkpos** ([rtk_t](#) *rtk, const [obsd_t](#) *obs, int n, const [nav_t](#) *nav)
- const char * **opt2sep** (const [solopt_t](#) *opt)
- int **tonum** (char *buff, const char *sep, double *v)
- double **sqvar** (double covar)
- double **dmm2deg** (double dmm)
- void **septime** (double t, double *t1, double *t2, double *t3)
- void **soltocov** (const [sol_t](#) *sol, double *P)
- void **covtosol** (const double *P, [sol_t](#) *sol)
- int **decode_nmearmc** (char **val, int n, [sol_t](#) *sol)
- int **decode_nmeagga** (char **val, int n, [sol_t](#) *sol)
- int **decode_nmea** (char *buff, [sol_t](#) *sol)
- char * **decode_soltime** (char *buff, const [solopt_t](#) *opt, [gtime_t](#) *time)
- int **decode_solxyz** (char *buff, const [solopt_t](#) *opt, [sol_t](#) *sol)
- int **decode_solllh** (char *buff, const [solopt_t](#) *opt, [sol_t](#) *sol)
- int **decode_solenu** (char *buff, const [solopt_t](#) *opt, [sol_t](#) *sol)
- int **decode_solgsi** (char *buff, const [solopt_t](#) *opt, [sol_t](#) *sol)
- int **decode_solpos** (char *buff, const [solopt_t](#) *opt, [sol_t](#) *sol)
- void **decode_refpos** (char *buff, const [solopt_t](#) *opt, double *rb)
- int **decode_sol** (char *buff, const [solopt_t](#) *opt, [sol_t](#) *sol, double *rb)
- void **decode_solopt** (char *buff, [solopt_t](#) *opt)
- void **readsolopt** (FILE *fp, [solopt_t](#) *opt)

- int **inputsol** (unsigned char data, [gtime_t](#) ts, [gtime_t](#) te, double tint, int qflag, const [solopt_t](#) *opt, [solbuf_t](#) *solbuf)
- int **readsoldata** (FILE *fp, [gtime_t](#) ts, [gtime_t](#) te, double tint, int qflag, const [solopt_t](#) *opt, [solbuf_t](#) *solbuf)
- int **cmpsol** (const void *p1, const void *p2)
- int **sort_solbuf** ([solbuf_t](#) *solbuf)
- int **readsolt** (char *files[], int nfile, [gtime_t](#) ts, [gtime_t](#) te, double tint, int qflag, [solbuf_t](#) *solbuf)
- int **readsol** (char *files[], int nfile, [solbuf_t](#) *sol)
- int **addsol** ([solbuf_t](#) *solbuf, const [sol_t](#) *sol)
- [sol_t](#) * **getsol** ([solbuf_t](#) *solbuf, int index)
- void **initsolbuf** ([solbuf_t](#) *solbuf, int cyclic, int nmax)
- void **freesolbuf** ([solbuf_t](#) *solbuf)
- void **freesolstatbuf** ([solstatbuf_t](#) *solstatbuf)
- int **cmpsolstat** (const void *p1, const void *p2)
- int **sort_solstat** ([solstatbuf_t](#) *statbuf)
- int **decode_solstat** (char *buff, [solstat_t](#) *stat)
- void **addsolstat** ([solstatbuf_t](#) *statbuf, const [solstat_t](#) *stat)
- int **readsolstatdata** (FILE *fp, [gtime_t](#) ts, [gtime_t](#) te, double tint, [solstatbuf_t](#) *statbuf)
- int **readsolstatt** (char *files[], int nfile, [gtime_t](#) ts, [gtime_t](#) te, double tint, [solstatbuf_t](#) *statbuf)
- int **readsolstat** (char *files[], int nfile, [solstatbuf_t](#) *statbuf)
- int **outecef** (unsigned char *buff, const char *s, const [sol_t](#) *sol, const [solopt_t](#) *opt)
- int **outpos** (unsigned char *buff, const char *s, const [sol_t](#) *sol, const [solopt_t](#) *opt)
- int **outenu** (unsigned char *buff, const char *s, const [sol_t](#) *sol, const double *rb, const [solopt_t](#) *opt)
- int **outnmea_rmc** (unsigned char *buff, const [sol_t](#) *sol)
- int **outnmea_gga** (unsigned char *buff, const [sol_t](#) *sol)
- int **outnmea_gsa** (unsigned char *buff, const [sol_t](#) *sol, const [ssat_t](#) *ssat)
- int **outnmea_gsv** (unsigned char *buff, const [sol_t](#) *sol, const [ssat_t](#) *ssat)
- int **outprcopts** (unsigned char *buff, const [prcopt_t](#) *opt)
- int **outsolheads** (unsigned char *buff, const [solopt_t](#) *opt)
- int **outsols** (unsigned char *buff, const [sol_t](#) *sol, const double *rb, const [solopt_t](#) *opt)
- int **outsolsex** (unsigned char *buff, const [sol_t](#) *sol, const [ssat_t](#) *ssat, const [solopt_t](#) *opt)
- void **outprcopt** (FILE *fp, const [prcopt_t](#) *opt)
- void **outsolhead** (FILE *fp, const [solopt_t](#) *opt)
- void **outsol** (FILE *fp, const [sol_t](#) *sol, const double *rb, const [solopt_t](#) *opt)
- void **outsolsex** (FILE *fp, const [sol_t](#) *sol, const [ssat_t](#) *ssat, const [solopt_t](#) *opt)

Variables

- const int [TINTACT](#) = 200
period for stream active (ms)
- const int [SERIBUFFSIZE](#) = 4096
serial buffer size (bytes)
- const int [TIMETAGH_LEN](#) = 64
time tag file header length
- const int [MAXCLI](#) = 32
max client connection for tcp svr
- const int [MAXSTATMSG](#) = 32
max length of status message
- const int [FTP_TIMEOUT](#) = 30
ftp/http timeout (s)
- const int [MAXRAWLEN](#) = 4096
max length of receiver raw message
- const int [MAXSOLBUF](#) = 256

- max number of solution buffer*
- const int **MAXSBSMSG** = 32
- max number of SBAS msg in RTK server*
- const int **MAXOBSBUF** = 128
- max number of observation data buffer*
- const int **FILEPATHSEP** = '/'
- const double **RE_WGS84** = 6378137.0
- earth semimajor axis (WGS84) (m)*
- const double **FE_WGS84** = (1.0 / 298.257223563)
- earth flattening (WGS84)*
- const double **HION** = 350000.0
- ionosphere height (m)*
- const double **PRN_HWBIAS** = 1e-6
- process noise of h/w bias (m/MHz/sqrt(s))*
- const double **INT_SWAP_STAT** = 86400.0
- swap interval of solution status file (s)*
- const double **INT_SWAP_TRAC** = 86400.0
- swap interval of trace file (s)*
- const unsigned int **POLYCRC32** = 0xEDB88320u
- CRC32 polynomial.*
- const unsigned int **POLYCRC24Q** = 0x1864CFBu
- CRC24Q polynomial.*
- const int **PMODE_SINGLE** = 0
- positioning mode: single*
- const int **PMODE_DGPS** = 1
- positioning mode: DGPS/DGNSS*
- const int **PMODE_KINEMA** = 2
- positioning mode: kinematic*
- const int **PMODE_STATIC** = 3
- positioning mode: static*
- const int **PMODE_MOVEB** = 4
- positioning mode: moving-base*
- const int **PMODE_FIXED** = 5
- positioning mode: fixed*
- const int **PMODE_PPP_KINEMA** = 6
- positioning mode: PPP-kinematic*
- const int **PMODE_PPP_STATIC** = 7
- positioning mode: PPP-static*
- const int **PMODE_PPP_FIXED** = 8
- positioning mode: PPP-fixed*
- const int **SOLF_LLH** = 0
- solution format: lat/lon/height*
- const int **SOLF_XYZ** = 1
- solution format: x/y/z-ecef*
- const int **SOLF_ENU** = 2
- solution format: e/n/u-baseline*
- const int **SOLF_NMEA** = 3
- solution format: NMEA-183*
- const int **SOLF_STAT** = 4
- solution format: solution status*
- const int **SOLF_GSIF** = 5

- solution format: GSI F1/F2*
- const int SOLQ_NONE = 0
 - solution status: no solution*
- const int SOLQ_FIX = 1
 - solution status: fix*
- const int SOLQ_FLOAT = 2
 - solution status: float*
- const int SOLQ_SBAS = 3
 - solution status: SBAS*
- const int SOLQ_DGPS = 4
 - solution status: DGPS/DGNSS*
- const int SOLQ_SINGLE = 5
 - solution status: single*
- const int SOLQ_PPP = 6
 - solution status: PPP*
- const int SOLQ_DR = 7
 - solution status: dead reckoning*
- const int MAXSOLQ = 7
 - max number of solution status*
- const int TIMES_GPST = 0
 - time system: gps time*
- const int TIMES_UTC = 1
 - time system: utc*
- const int TIMES_JST = 2
 - time system: jst*
- const double ERR_SAAS = 0.3
 - saastamoinen model error std (m)*
- const double ERR_BRDCI = 0.5
 - broadcast iono model error factor*
- const double ERR_CBIAS = 0.3
 - code bias error std (m)*
- const double REL_HUMI = 0.7
 - relative humidity for saastamoinen model*
- const double GAP_RESION = 120
 - default gap to reset ionos parameters (ep)*
- const int MAXFREQ = 7
 - max NFREQ*
- const int MAXLEAPS = 64
 - max number of leap seconds table*
- const double DTTOL = 0.005
 - tolerance of time difference (s)*
- const int NFREQ = 3
 - number of carrier frequencies*
- const int NFREQGLO = 2
 - number of carrier frequencies of GLONASS*
- const int NEXOBS = 0
 - number of extended obs codes*
- const int MAXANT = 64
 - max length of station name/antenna type*
- const int MINPRNGPS = 1
 - min satellite PRN number of GPS*

- const int **MAXPRNGPS** = 32
max satellite PRN number of GPS
- const int **NSATGPS** = (**MAXPRNGPS** - **MINPRNGPS** + 1)
number of GPS satellites
- const int **NSYSGPS** = 1
- const int **SYS_NONE** = 0x00
navigation system: none
- const int **SYS_GPS** = 0x01
navigation system: GPS
- const int **SYS_SBS** = 0x02
navigation system: SBAS
- const int **SYS_GLO** = 0x04
navigation system: GLONASS
- const int **SYS_GAL** = 0x08
navigation system: Galileo
- const int **SYS_QZS** = 0x10
navigation system: QZSS
- const int **SYS_BDS** = 0x20
navigation system: BeiDou
- const int **SYS_IRN** = 0x40
navigation system: IRNS
- const int **SYS_LEO** = 0x80
navigation system: LEO
- const int **SYS_ALL** = 0xFF
navigation system: all
- const int **MINPRNGLO** = 1
min satellite slot number of GLONASS
- const int **MAXPRNGLO** = 27
max satellite slot number of GLONASS
- const int **NSATGLO** = (**MAXPRNGLO** - **MINPRNGLO** + 1)
number of GLONASS satellites
- const int **NSYSGLO** = 1
- const int **MINPRNGAL** = 1
min satellite PRN number of Galileo
- const int **MAXPRNGAL** = 36
max satellite PRN number of Galileo
- const int **NSATGAL** = (**MAXPRNGAL** - **MINPRNGAL** + 1)
number of Galileo satellites
- const int **NSYSGAL** = 1
- const int **MAXPRNQZS** = 199
max satellite PRN number of QZSS
- const int **MINPRNQZS** = 193
min satellite PRN number of QZSS
- const int **MINPRNQZS_S** = 0
- const int **NSATQZS** = 0
- const int **NSYSQZS** = 0
- const int **MINPRNBDS** = 1
min satellite sat number of BeiDou
- const int **MAXPRNBDS** = 37
max satellite sat number of BeiDou
- const int **NSATBDS** = (**MAXPRNBDS** - **MINPRNBDS** + 1)

```

    number of BeiDou satellites
    • const int NSYSBDS = 1
    • const int MINPRNIRN = 1
    min satellite sat number of IRNSS
    • const int MAXPRNIRN = 7
    max satellite sat number of IRNSS
    • const int NSATIRN = 0
    • const int NSYSIRN = 0
    • const int MINPRNLEO = 1
    min satellite sat number of LEO
    • const int MAXPRNLEO = 10
    max satellite sat number of LEO */
    • const int NSATLEO = 0
    • const int NSYSLEO = 0
    • const int NSYS = (NSYSGPS + NSYSGLO + NSYSGAL + NSYSQZS + NSYSBDS + NSYSIRN + NSYSLEO)
    number of systems
    • const int MINPRNSBS = 120
    min satellite PRN number of SBAS
    • const int MAXPRNSBS = 142
    max satellite PRN number of SBAS
    • const int NSATSBS = (MAXPRNSBS - MINPRNSBS + 1)
    number of SBAS satellites
    • const int MAXSAT = (NSATGPS + NSATGLO + NSATGAL + NSATQZS + NSATBDS + NSATIRN +
NSATSBS + NSATLEO)
    • const int MAXSTA = 255
    • const int MAXOBS = 64
    max number of obs in an epoch
    • const int MAXRCV = 64
    max receiver number (1 to MAXRCV)
    • const int MAXOBSTYPE = 64
    max number of obs type in RINEX
    • const double MAXDTOE = 7200.0
    max time difference to GPS Toe (s)
    • const double MAXDTOE_QZS = 7200.0
    max time difference to QZSS Toe (s)
    • const double MAXDTOE_GAL = 10800.0
    max time difference to Galileo Toe (s)
    • const double MAXDTOE_BDS = 21600.0
    max time difference to BeiDou Toe (s)
    • const double MAXDTOE_GLO = 1800.0
    max time difference to GLONASS Toe (s)
    • const double MAXDTOE_SBS = 360.0
    max time difference to SBAS Toe (s)
    • const double MAXDTOE_S = 86400.0
    max time difference to ephemeris toe (s) for other
    • const double MAXGDOP = 300.0
    max GDOP
    • const int MAXSBSURA = 8
    max URA of SBAS satellite
    • const int MAXBAND = 10
    max SBAS band of IGP

```

- const int [MAXNIGP](#) = 201
max number of IGP in SBAS band
- const int [MAXNGEO](#) = 4
max number of GEO satellites
- const int [MAXSOLMSG](#) = 8191
max length of solution message
- const int [MAXERRMSG](#) = 4096
max length of error/warning message
- const int [IONOOPT_OFF](#) = 0
ionosphere option: correction off
- const int [IONOOPT_BRDC](#) = 1
ionosphere option: broadcast model
- const int [IONOOPT_SBAS](#) = 2
ionosphere option: SBAS model
- const int [IONOOPT_IFLC](#) = 3
ionosphere option: L1/L2 or L1/L5 iono-free LC
- const int [IONOOPT_EST](#) = 4
ionosphere option: estimation
- const int [IONOOPT_TEC](#) = 5
ionosphere option: IONEX TEC model
- const int [IONOOPT_QZS](#) = 6
ionosphere option: QZSS broadcast model
- const int [IONOOPT_LEX](#) = 7
ionosphere option: QZSS LEX ionosphere
- const int [IONOOPT_STEC](#) = 8
ionosphere option: SLANT TEC model
- const int [TROPOPT_OFF](#) = 0
troposphere option: correction off
- const int [TROPOPT_SAAS](#) = 1
troposphere option: Saastamoinen model
- const int [TROPOPT_SBAS](#) = 2
troposphere option: SBAS model
- const int [TROPOPT_EST](#) = 3
troposphere option: ZTD estimation
- const int [TROPOPT_ESTG](#) = 4
troposphere option: ZTD+grad estimation
- const int [TROPOPT_COR](#) = 5
troposphere option: ZTD correction
- const int [TROPOPT_CORG](#) = 6
troposphere option: ZTD+grad correction
- const int [EPHOPT_BRDC](#) = 0
ephemeris option: broadcast ephemeris
- const int [EPHOPT_PREC](#) = 1
ephemeris option: precise ephemeris
- const int [EPHOPT_SBAS](#) = 2
ephemeris option: broadcast + SBAS
- const int [EPHOPT_SSRAPC](#) = 3
ephemeris option: broadcast + SSR_APC
- const int [EPHOPT_SSRCOM](#) = 4
ephemeris option: broadcast + SSR_COM
- const int [EPHOPT_LEX](#) = 5

- ephemeris option: QZSS LEX ephemeris*
- const double **EFACT_GPS** = 1.0
error factor: GPS
- const double **EFACT_GLO** = 1.5
error factor: GLONASS
- const double **EFACT_GAL** = 1.0
error factor: Galileo
- const double **EFACT_QZS** = 1.0
error factor: QZSS
- const double **EFACT_BDS** = 1.0
error factor: BeiDou
- const double **EFACT_IRN** = 1.5
error factor: IRNSS
- const double **EFACT_SBS** = 3.0
error factor: SBAS
- const int **MAXEXFILE** = 1024
max number of expanded files
- const double **MAXSBSAGEF** = 30.0
max age of SBAS fast correction (s)
- const double **MAXSBSAGEL** = 1800.0
max age of SBAS long term corr (s)
- const int **ARMODE_OFF** = 0
AR mode: off.
- const int **ARMODE_CONT** = 1
AR mode: continuous.
- const int **ARMODE_INST** = 2
AR mode: instantaneous.
- const int **ARMODE_FIXHOLD** = 3
AR mode: fix and hold.
- const int **ARMODE_PPPAR** = 4
AR mode: PPP-AR.
- const int **ARMODE_PPPAR_ILS** = 5
AR mode: AR mode: PPP-AR ILS.
- const int **ARMODE_WLNL** = 6
- const int **ARMODE_TCAR** = 7
- const int **POSOPT_RINEX** = 3
pos option: rinex header pos
- const int **MAXSTRPATH** = 1024
max length of stream path
- const int **MAXSTRMSG** = 1024
max length of stream message
- const double **CHISQR** [100]
- const double **LAM_CARR** [**MAXFREQ**]
- const int **STRFMT_RTCM2** = 0
- const int **STRFMT_RTCM3** = 1
- const int **STRFMT_SP3** = 16
- const int **STRFMT_RNXCLK** = 17
- const int **STRFMT_SBAS** = 18
- const int **STRFMT_NMEA** = 19
- const int **MAXSTRRTK** = 8
- const double **VAR_POS** = std::pow(30.0, 2.0)
- const double **VAR_VEL** = std::pow(10.0, 2.0)

- const double **VAR_ACC** = std::pow(10.0, 2.0)
- const double **VAR_HWBIAS** = std::pow(1.0, 2.0)
- const double **VAR_GRA** = std::pow(0.001, 2.0)
- const double **INIT_ZWD** = 0.15
- const double **PRN_HWBIA** = 1E-6
- const double **MAXAC** = 30.0
- const double **VAR_HOLDAMB** = 0.001
- const double **TTOL_MOVEB** = (1.0 + 2 * [DTTOL](#))

9.20.1 Detailed Description

Our version of the RTKLIB core library (see <http://www.rtklib.com/>)

9.20.2 Typedef Documentation

9.20.2.1 fatalfunc_t

```
using fatalfunc_t = void(const char *)
```

fatal callback function type

Definition at line 320 of file rtklib.h.

9.20.3 Function Documentation

9.20.3.1 eph_to_rtklib()

```
geph_t eph_to_rtklib (
    const Glonass_Gnav_Ephemeris & glonass_gnav_eph,
    const Glonass_Gnav_Utc_Model & gnav_clock_model )
```

Transforms a [Glonass_Gnav_Ephemeris](#) to its RTKLIB counterpart.

Parameters

<i>glonass_gnav_eph</i>	GLONASS GNAV Ephemeris structure
-------------------------	----------------------------------

Returns

Ephemeris structure for RTKLIB parsing

9.20.4 Variable Documentation

9.20.4.1 ARMODE_CONT

```
const int ARMODE_CONT = 1
```

AR mode: continuous.

Definition at line 307 of file rtklib.h.

9.20.4.2 ARMODE_FIXHOLD

```
const int ARMODE_FIXHOLD = 3
```

AR mode: fix and hold.

Definition at line 309 of file rtklib.h.

9.20.4.3 ARMODE_INST

```
const int ARMODE_INST = 2
```

AR mode: instantaneous.

Definition at line 308 of file rtklib.h.

9.20.4.4 ARMODE_OFF

```
const int ARMODE_OFF = 0
```

AR mode: off.

Definition at line 306 of file rtklib.h.

9.20.4.5 ARMODE_PPPAR

```
const int ARMODE_PPPAR = 4
```

AR mode: PPP-AR.

Definition at line 310 of file rtklib.h.

9.20.4.6 ARMODE_PPPAR_ILS

```
const int ARMODE_PPPAR_ILS = 5
```

AR mode: AR mode: PPP-AR ILS.

Definition at line 311 of file rtklib.h.

9.20.4.7 CHISQR

```
const double CHISQR[100]
```

Initial value:

```
= {  
    10.8, 13.8, 16.3, 18.5, 20.5, 22.5, 24.3, 26.1, 27.9, 29.6,  
    31.3, 32.9, 34.5, 36.1, 37.7, 39.3, 40.8, 42.3, 43.8, 45.3,  
    46.8, 48.3, 49.7, 51.2, 52.6, 54.1, 55.5, 56.9, 58.3, 59.7,  
    61.1, 62.5, 63.9, 65.2, 66.6, 68.0, 69.3, 70.7, 72.1, 73.4,  
    74.7, 76.0, 77.3, 78.6, 80.0, 81.3, 82.6, 84.0, 85.4, 86.7,  
    88.0, 89.3, 90.6, 91.9, 93.3, 94.7, 96.0, 97.4, 98.7, 100,  
    101, 102, 103, 104, 105, 107, 108, 109, 110, 112,  
    113, 114, 115, 116, 118, 119, 120, 122, 123, 125,  
    126, 127, 128, 129, 131, 132, 133, 134, 135, 137,  
    138, 139, 140, 142, 143, 144, 145, 147, 148, 149}
```

Definition at line 1285 of file rtklib.h.

9.20.4.8 DTTOL

```
const double DTTOL = 0.005
```

tolerance of time difference (s)

Definition at line 146 of file rtklib.h.

9.20.4.9 EFACT_BDS

```
const double EFACT_BDS = 1.0
```

error factor: BeiDou

Definition at line 298 of file rtklib.h.

9.20.4.10 EFACT_GAL

```
const double EFACT_GAL = 1.0
```

error factor: Galileo

Definition at line 296 of file rtklib.h.

9.20.4.11 EFACT_GLO

```
const double EFACT_GLO = 1.5
```

error factor: GLONASS

Definition at line 295 of file rtklib.h.

9.20.4.12 EFACT_GPS

```
const double EFACT_GPS = 1.0
```

error factor: GPS

Definition at line 294 of file rtklib.h.

9.20.4.13 EFACT_IRN

```
const double EFACT_IRN = 1.5
```

error factor: IRNSS

Definition at line 299 of file rtklib.h.

9.20.4.14 EFACT_QZS

```
const double EFACT_QZS = 1.0
```

error factor: QZSS

Definition at line 297 of file rtklib.h.

9.20.4.15 EFACT_SBS

```
const double EFACT_SBS = 3.0
```

error factor: SBAS

Definition at line 300 of file rtklib.h.

9.20.4.16 EPHOPT_BRDC

```
const int EPHOPT_BRDC = 0
```

ephemeris option: broadcast ephemeris

Definition at line 287 of file rtklib.h.

9.20.4.17 EPHOPT_LEX

```
const int EPHOPT_LEX = 5
```

ephemeris option: QZSS LEX ephemeris

Definition at line 292 of file rtklib.h.

9.20.4.18 EPHOPT_PREC

```
const int EPHOPT_PREC = 1
```

ephemeris option: precise ephemeris

Definition at line 288 of file rtklib.h.

9.20.4.19 EPHOPT_SBAS

```
const int EPHOPT_SBAS = 2
```

ephemeris option: broadcast + SBAS

Definition at line 289 of file rtklib.h.

9.20.4.20 EPHOPT_SSRAPC

```
const int EPHOPT_SSRAPC = 3
```

ephemeris option: broadcast + SSR_APC

Definition at line 290 of file rtklib.h.

9.20.4.21 EPHOPT_SSRCOM

```
const int EPHOPT_SSRCOM = 4
```

ephemeris option: broadcast + SSR_COM

Definition at line 291 of file rtklib.h.

9.20.4.22 ERR_BRDCI

```
const double ERR_BRDCI = 0.5
```

broadcast iono model error factor

Definition at line 138 of file rtklib.h.

9.20.4.23 ERR_CBIAS

```
const double ERR_CBIAS = 0.3
```

code bias error std (m)

Definition at line 139 of file rtklib.h.

9.20.4.24 ERR_SAAS

```
const double ERR_SAAS = 0.3
```

saastamoinen model error std (m)

Definition at line 137 of file rtklib.h.

9.20.4.25 FE_WGS84

```
const double FE_WGS84 = (1.0 / 298.257223563)
```

earth flattening (WGS84)

Definition at line 94 of file rtklib.h.

9.20.4.26 FTP_TIMEOUT

```
const int FTP_TIMEOUT = 30
```

ftp/http timeout (s)

Definition at line 86 of file rtklib.h.

9.20.4.27 GAP_RESION

```
const double GAP_RESION = 120
```

default gap to reset ionos parameters (ep)

Definition at line 141 of file rtklib.h.

9.20.4.28 HION

```
const double HION = 350000.0
```

ionosphere height (m)

Definition at line 96 of file rtklib.h.

9.20.4.29 INT_SWAP_STAT

```
const double INT_SWAP_STAT = 86400.0
```

swap interval of solution status file (s)

Definition at line 99 of file rtklib.h.

9.20.4.30 INT_SWAP_TRAC

```
const double INT_SWAP_TRAC = 86400.0
```

swap interval of trace file (s)

Definition at line 100 of file rtklib.h.

9.20.4.31 IONOOPT_BRDC

```
const int IONOOPT_BRDC = 1
```

ionosphere option: broadcast model

Definition at line 269 of file rtklib.h.

9.20.4.32 IONOOPT_EST

```
const int IONOOPT_EST = 4
```

ionosphere option: estimation

Definition at line 272 of file rtklib.h.

9.20.4.33 IONOOPT_IFLC

```
const int IONOOPT_IFLC = 3
```

ionosphere option: L1/L2 or L1/L5 iono-free LC

Definition at line 271 of file rtklib.h.

9.20.4.34 IONOOPT_LEX

```
const int IONOOPT_LEX = 7
```

ionosphere option: QZSS LEX ionosphere

Definition at line 275 of file rtklib.h.

9.20.4.35 IONOOPT_OFF

```
const int IONOOPT_OFF = 0
```

ionosphere option: correction off

Definition at line 268 of file rtklib.h.

9.20.4.36 IONOOPT_QZS

```
const int IONOOPT_QZS = 6
```

ionosphere option: QZSS broadcast model

Definition at line 274 of file rtklib.h.

9.20.4.37 IONOOPT_SBAS

```
const int IONOOPT_SBAS = 2
```

ionosphere option: SBAS model

Definition at line 270 of file rtklib.h.

9.20.4.38 IONOOPT_STEC

```
const int IONOOPT_STEC = 8
```

ionosphere option: SLANT TEC model

Definition at line 276 of file rtklib.h.

9.20.4.39 IONOOPT_TEC

```
const int IONOOPT_TEC = 5
```

ionosphere option: IONEX TEC model

Definition at line 273 of file rtklib.h.

9.20.4.40 LAM_CARR

```
const double LAM_CARR[MAXFREQ]
```

Initial value:

```
= {  
    SPEED_OF_LIGHT_M_S / FREQ1, SPEED_OF_LIGHT_M_S /  
    FREQ2, SPEED_OF_LIGHT_M_S / FREQ5,  
    SPEED_OF_LIGHT_M_S / FREQ6, SPEED_OF_LIGHT_M_S /  
    FREQ7,  
    SPEED_OF_LIGHT_M_S / FREQ8, SPEED_OF_LIGHT_M_S /  
    FREQ9}
```

Definition at line 1298 of file rtklib.h.

9.20.4.41 MAXANT

```
const int MAXANT = 64
```

max length of station name/antenna type

Definition at line 151 of file rtklib.h.

9.20.4.42 MAXBAND

```
const int MAXBAND = 10
```

max SBAS band of IGP

Definition at line 261 of file rtklib.h.

9.20.4.43 MAXCLI

```
const int MAXCLI = 32
```

max client connection for tcp svr

Definition at line 83 of file rtklib.h.

9.20.4.44 MAXDTOE

```
const double MAXDTOE = 7200.0
```

max time difference to GPS Toe (s)

Definition at line 251 of file rtklib.h.

9.20.4.45 MAXDTOE_BDS

```
const double MAXDTOE_BDS = 21600.0
```

max time difference to BeiDou Toe (s)

Definition at line 254 of file rtklib.h.

9.20.4.46 MAXDTOE_GAL

```
const double MAXDTOE_GAL = 10800.0
```

max time difference to Galileo Toe (s)

Definition at line 253 of file rtklib.h.

9.20.4.47 MAXDTOE_GLO

```
const double MAXDTOE_GLO = 1800.0
```

max time difference to GLONASS Toe (s)

Definition at line 255 of file rtklib.h.

9.20.4.48 MAXDTOE_QZS

```
const double MAXDTOE_QZS = 7200.0
```

max time difference to QZSS Toe (s)

Definition at line 252 of file rtklib.h.

9.20.4.49 MAXDTE_S

```
const double MAXDTE_S = 86400.0
```

max time difference to ephemeris toe (s) for other

Definition at line 257 of file rtklib.h.

9.20.4.50 MAXDTE_SBS

```
const double MAXDTE_SBS = 360.0
```

max time difference to SBAS Toe (s)

Definition at line 256 of file rtklib.h.

9.20.4.51 MAXERRMSG

```
const int MAXERRMSG = 4096
```

max length of error/warning message

Definition at line 266 of file rtklib.h.

9.20.4.52 MAXEXFILE

```
const int MAXEXFILE = 1024
```

max number of expanded files

Definition at line 302 of file rtklib.h.

9.20.4.53 MAXFREQ

```
const int MAXFREQ = 7
```

max NFREQ

Definition at line 143 of file rtklib.h.

9.20.4.54 MAXGDOP

```
const double MAXGDOP = 300.0
```

max GDOP

Definition at line 258 of file rtklib.h.

9.20.4.55 MAXLEAPS

```
const int MAXLEAPS = 64
```

max number of leap seconds table

Definition at line 145 of file rtklib.h.

9.20.4.56 MAXNGEO

```
const int MAXNGEO = 4
```

max number of GEO satellites

Definition at line 263 of file rtklib.h.

9.20.4.57 MAXNIGP

```
const int MAXNIGP = 201
```

max number of IGP in SBAS band

Definition at line 262 of file rtklib.h.

9.20.4.58 MAXOBS

```
const int MAXOBS = 64
```

max number of obs in an epoch

Definition at line 246 of file rtklib.h.

9.20.4.59 MAXOBSBUF

```
const int MAXOBSBUF = 128
```

max number of observation data buffer

Definition at line 90 of file rtklib.h.

9.20.4.60 MAXOBSTYPE

```
const int MAXOBSTYPE = 64
```

max number of obs type in RINEX

Definition at line 250 of file rtklib.h.

9.20.4.61 MAXPRNBDS

```
const int MAXPRNBDS = 37
```

max satellite sat number of BeiDou

Definition at line 205 of file rtklib.h.

9.20.4.62 MAXPRNGAL

```
const int MAXPRNGAL = 36
```

max satellite PRN number of Galileo

Definition at line 185 of file rtklib.h.

9.20.4.63 MAXPRNGLO

```
const int MAXPRNGLO = 27
```

max satellite slot number of GLONASS

Definition at line 173 of file rtklib.h.

9.20.4.64 MAXPRNGPS

```
const int MAXPRNGPS = 32
```

max satellite PRN number of GPS

Definition at line 154 of file rtklib.h.

9.20.4.65 MAXPRNIRN

```
const int MAXPRNIRN = 7
```

max satellite sat number of IRNSS

Definition at line 216 of file rtklib.h.

9.20.4.66 MAXPRNLEO

```
const int MAXPRNLEO = 10
```

max satellite sat number of LEO */

Definition at line 226 of file rtklib.h.

9.20.4.67 MAXPRNQZS

```
const int MAXPRNQZS = 199
```

max satellite PRN number of QZSS

Definition at line 189 of file rtklib.h.

9.20.4.68 MAXPRNSBS

```
const int MAXPRNSBS = 142
```

max satellite PRN number of SBAS

Definition at line 238 of file rtklib.h.

9.20.4.69 MAXRAWLEN

```
const int MAXRAWLEN = 4096
```

max length of receiver raw message

Definition at line 87 of file rtklib.h.

9.20.4.70 MAXRCV

```
const int MAXRCV = 64
```

max receiver number (1 to MAXRCV)

Definition at line 249 of file rtklib.h.

9.20.4.71 MAXSBSAGEF

```
const double MAXSBSAGEF = 30.0
```

max age of SBAS fast correction (s)

Definition at line 303 of file rtklib.h.

9.20.4.72 MAXSBSAGEL

```
const double MAXSBSAGEL = 1800.0
```

max age of SBAS long term corr (s)

Definition at line 304 of file rtklib.h.

9.20.4.73 MAXSBSMSG

```
const int MAXSBSMSG = 32
```

max number of SBAS msg in RTK server

Definition at line 89 of file rtklib.h.

9.20.4.74 MAXSBSURA

```
const int MAXSBSURA = 8
```

max URA of SBAS satellite

Definition at line 260 of file rtklib.h.

9.20.4.75 MAXSOLBUF

```
const int MAXSOLBUF = 256
```

max number of solution buffer

Definition at line 88 of file rtklib.h.

9.20.4.76 MAXSOLMSG

```
const int MAXSOLMSG = 8191
```

max length of solution message

Definition at line 265 of file rtklib.h.

9.20.4.77 MAXSOLQ

```
const int MAXSOLQ = 7
```

max number of solution status

Definition at line 130 of file rtklib.h.

9.20.4.78 MAXSTATMSG

```
const int MAXSTATMSG = 32
```

max length of status message

Definition at line 84 of file rtklib.h.

9.20.4.79 MAXSTRMSG

```
const int MAXSTRMSG = 1024
```

max length of stream message

Definition at line 318 of file rtklib.h.

9.20.4.80 MAXSTRPATH

```
const int MAXSTRPATH = 1024
```

max length of stream path

Definition at line 317 of file rtklib.h.

9.20.4.81 MINPRNBDS

```
const int MINPRNBDS = 1
```

min satellite sat number of BeiDou

Definition at line 204 of file rtklib.h.

9.20.4.82 MINPRNGAL

```
const int MINPRNGAL = 1
```

min satellite PRN number of Galileo

Definition at line 184 of file rtklib.h.

9.20.4.83 MINPRNGLO

```
const int MINPRNGLO = 1
```

min satellite slot number of GLONASS

Definition at line 172 of file rtklib.h.

9.20.4.84 MINPRNGPS

```
const int MINPRNGPS = 1
```

min satellite PRN number of GPS

Definition at line 153 of file rtklib.h.

9.20.4.85 MINPRNIRN

```
const int MINPRNIRN = 1
```

min satellite sat number of IRNSS

Definition at line 215 of file rtklib.h.

9.20.4.86 MINPRNLEO

```
const int MINPRNLEO = 1
```

min satellite sat number of LEO

Definition at line 225 of file rtklib.h.

9.20.4.87 MINPRNQZS

```
const int MINPRNQZS = 193
```

min satellite PRN number of QZSS

Definition at line 190 of file rtklib.h.

9.20.4.88 MINPRNSBS

```
const int MINPRNSBS = 120
```

min satellite PRN number of SBAS

Definition at line 237 of file rtklib.h.

9.20.4.89 NEXOBS

```
const int NEXOBS = 0
```

number of extended obs codes

Definition at line 150 of file rtklib.h.

9.20.4.90 NFREQ

```
const int NFREQ = 3
```

number of carrier frequencies

Definition at line 148 of file rtklib.h.

9.20.4.91 NFREQGLO

```
const int NFREQGLO = 2
```

number of carrier frequencies of GLONASS

Definition at line 149 of file rtklib.h.

9.20.4.92 NSATBDS

```
const int NSATBDS = (MAXPRNBDS - MINPRNBDS + 1)
```

number of BeiDou satellites

Definition at line 206 of file rtklib.h.

9.20.4.93 NSATGAL

```
const int NSATGAL = (MAXPRNGAL - MINPRNGAL + 1)
```

number of Galileo satellites

Definition at line 186 of file rtklib.h.

9.20.4.94 NSATGLO

```
const int NSATGLO = (MAXPRNGLO - MINPRNGLO + 1)
```

number of GLONASS satellites

Definition at line 174 of file rtklib.h.

9.20.4.95 NSATGPS

```
const int NSATGPS = (MAXPRNGPS - MINPRNGPS + 1)
```

number of GPS satellites

Definition at line 155 of file rtklib.h.

9.20.4.96 NSATSBS

```
const int NSATSBS = (MAXPRNSBS - MINPRNSBS + 1)
```

number of SBAS satellites

Definition at line 239 of file rtklib.h.

9.20.4.97 NSYS

```
const int NSYS = (NSYSGPS + NSYSGLO + NSYSGAL + NSYSQZS + NSYSBDS + NSYSIRN + NSYSLEO)
```

number of systems

Definition at line 235 of file rtklib.h.

9.20.4.98 PMODE_DGPS

```
const int PMODE_DGPS = 1
```

positioning mode: DGPS/DGNSS

Definition at line 106 of file rtklib.h.

9.20.4.99 PMODE_FIXED

```
const int PMODE_FIXED = 5
```

positioning mode: fixed

Definition at line 110 of file rtklib.h.

9.20.4.100 PMODE_KINEMA

```
const int PMODE_KINEMA = 2
```

positioning mode: kinematic

Definition at line 107 of file rtklib.h.

9.20.4.101 PMODE_MOVEB

```
const int PMODE_MOVEB = 4
```

positioning mode: moving-base

Definition at line 109 of file rtklib.h.

9.20.4.102 PMODE_PPP_FIXED

```
const int PMODE_PPP_FIXED = 8
```

positioning mode: PPP-fixed

Definition at line 113 of file rtklib.h.

9.20.4.103 PMODE_PPP_KINEMA

```
const int PMODE_PPP_KINEMA = 6
```

positioning mode: PPP-kinematic

Definition at line 111 of file rtklib.h.

9.20.4.104 PMODE_PPP_STATIC

```
const int PMODE_PPP_STATIC = 7
```

positioning mode: PPP-static

Definition at line 112 of file rtklib.h.

9.20.4.105 PMODE_SINGLE

```
const int PMODE_SINGLE = 0
```

positioning mode: single

Definition at line 105 of file rtklib.h.

9.20.4.106 PMODE_STATIC

```
const int PMODE_STATIC = 3
```

positioning mode: static

Definition at line 108 of file rtklib.h.

9.20.4.107 POLYCRC24Q

```
const unsigned int POLYCRC24Q = 0x1864CFBu
```

CRC24Q polynomial.

Definition at line 103 of file rtklib.h.

9.20.4.108 POLYCRC32

```
const unsigned int POLYCRC32 = 0xEDB88320u
```

CRC32 polynomial.

Definition at line 102 of file rtklib.h.

9.20.4.109 POSOPT_RINEX

```
const int POSOPT_RINEX = 3
```

pos option: rinex header pos

Definition at line 316 of file rtklib.h.

9.20.4.110 PRN_HWBIAS

```
const double PRN_HWBIAS = 1e-6
```

process noise of h/w bias (m/MHz/sqrt(s))

Definition at line 97 of file rtklib.h.

9.20.4.111 RE_WGS84

```
const double RE_WGS84 = 6378137.0
```

earth semimajor axis (WGS84) (m)

Definition at line 93 of file rtklib.h.

9.20.4.112 REL_HUMI

```
const double REL_HUMI = 0.7
```

relative humidity for saastamoinen model

Definition at line 140 of file rtklib.h.

9.20.4.113 SERIBUFFSIZE

```
const int SERIBUFFSIZE = 4096
```

serial buffer size (bytes)

Definition at line 81 of file rtklib.h.

9.20.4.114 SOLF_ENU

```
const int SOLF_ENU = 2
```

solution format: e/n/u-baseline

Definition at line 117 of file rtklib.h.

9.20.4.115 SOLF_GSIF

```
const int SOLF_GSIF = 5
```

solution format: GSI F1/F2

Definition at line 120 of file rtklib.h.

9.20.4.116 SOLF_LLH

```
const int SOLF_LLH = 0
```

solution format: lat/lon/height

Definition at line 115 of file rtklib.h.

9.20.4.117 SOLF_NMEA

```
const int SOLF_NMEA = 3
```

solution format: NMEA-183

Definition at line 118 of file rtklib.h.

9.20.4.118 SOLF_STAT

```
const int SOLF_STAT = 4
```

solution format: solution status

Definition at line 119 of file rtklib.h.

9.20.4.119 SOLF_XYZ

```
const int SOLF_XYZ = 1
```

solution format: x/y/z-ecef

Definition at line 116 of file rtklib.h.

9.20.4.120 SOLQ_DGPS

```
const int SOLQ_DGPS = 4
```

solution status: DGPS/DGNSS

Definition at line 126 of file rtklib.h.

9.20.4.121 SOLQ_DR

```
const int SOLQ_DR = 7
```

solution status: dead reckoning

Definition at line 129 of file rtklib.h.

9.20.4.122 SOLQ_FIX

```
const int SOLQ_FIX = 1
```

solution status: fix

Definition at line 123 of file rtklib.h.

9.20.4.123 SOLQ_FLOAT

```
const int SOLQ_FLOAT = 2
```

solution status: float

Definition at line 124 of file rtklib.h.

9.20.4.124 SOLQ_NONE

```
const int SOLQ_NONE = 0
```

solution status: no solution

Definition at line 122 of file rtklib.h.

9.20.4.125 SOLQ_PPP

```
const int SOLQ_PPP = 6
```

solution status: PPP

Definition at line 128 of file rtklib.h.

9.20.4.126 SOLQ_SBAS

```
const int SOLQ_SBAS = 3
```

solution status: SBAS

Definition at line 125 of file rtklib.h.

9.20.4.127 SOLQ_SINGLE

```
const int SOLQ_SINGLE = 5
```

solution status: single

Definition at line 127 of file rtklib.h.

9.20.4.128 SYS_ALL

```
const int SYS_ALL = 0xFF
```

navigation system: all

Definition at line 167 of file rtklib.h.

9.20.4.129 SYS_BDS

```
const int SYS_BDS = 0x20
```

navigation system: BeiDou

Definition at line 164 of file rtklib.h.

9.20.4.130 SYS_GAL

```
const int SYS_GAL = 0x08
```

navigation system: Galileo

Definition at line 162 of file rtklib.h.

9.20.4.131 SYS_GLO

```
const int SYS_GLO = 0x04
```

navigation system: GLONASS

Definition at line 161 of file rtklib.h.

9.20.4.132 SYS_GPS

```
const int SYS_GPS = 0x01
```

navigation system: GPS

Definition at line 159 of file rtklib.h.

9.20.4.133 SYS_IRN

```
const int SYS_IRN = 0x40
```

navigation system: IRNS

Definition at line 165 of file rtklib.h.

9.20.4.134 SYS_LEO

```
const int SYS_LEO = 0x80
```

navigation system: LEO

Definition at line 166 of file rtklib.h.

9.20.4.135 SYS_NONE

```
const int SYS_NONE = 0x00
```

navigation system: none

Definition at line 158 of file rtklib.h.

9.20.4.136 SYS_QZS

```
const int SYS_QZS = 0x10
```

navigation system: QZSS

Definition at line 163 of file rtklib.h.

9.20.4.137 SYS_SBS

```
const int SYS_SBS = 0x02
```

navigation system: SBAS

Definition at line 160 of file rtklib.h.

9.20.4.138 TIMES_GPST

```
const int TIMES_GPST = 0
```

time system: gps time

Definition at line 132 of file rtklib.h.

9.20.4.139 TIMES_JST

```
const int TIMES_JST = 2
```

time system: jst

Definition at line 134 of file rtklib.h.

9.20.4.140 TIMES_UTC

```
const int TIMES_UTC = 1
```

time system: utc

Definition at line 133 of file rtklib.h.

9.20.4.141 TIMETAGH_LEN

```
const int TIMETAGH_LEN = 64
```

time tag file header length

Definition at line 82 of file rtklib.h.

9.20.4.142 TINTACT

```
const int TINTACT = 200
```

period for stream active (ms)

Definition at line 80 of file rtklib.h.

9.20.4.143 TROPOPT_COR

```
const int TROPOPT_COR = 5
```

troposphere option: ZTD correction

Definition at line 283 of file rtklib.h.

9.20.4.144 TROPOPT_CORG

```
const int TROPOPT_CORG = 6
```

troposphere option: ZTD+grad correction

Definition at line 284 of file rtklib.h.

9.20.4.145 TROPOPT_EST

```
const int TROPOPT_EST = 3
```

troposphere option: ZTD estimation

Definition at line 281 of file rtklib.h.

9.20.4.146 TROPOPT_ESTG

```
const int TROPOPT_ESTG = 4
```

troposphere option: ZTD+grad estimation

Definition at line 282 of file rtklib.h.

9.20.4.147 TROPOPT_OFF

```
const int TROPOPT_OFF = 0
```

troposphere option: correction off

Definition at line 278 of file rtklib.h.

9.20.4.148 TROPOPT_SAAS

```
const int TROPOPT_SAAS = 1
```

troposphere option: Saastamoinen model

Definition at line 279 of file rtklib.h.

9.20.4.149 TROPOPT_SBAS

```
const int TROPOPT_SBAS = 2
```

troposphere option: SBAS model

Definition at line 280 of file rtklib.h.

9.21 Observables

Modules

- [obs_adapters](#)
- [obs_gr_blocks](#)
- [observables_libs](#)

9.21.1 Detailed Description

Classes for the computation of GNSS observables

9.22 obs_adapters

Classes

- class [HybridObservables](#)

This class implements an [ObservablesInterface](#) for observables of all kind of GNSS signals.

9.22.1 Detailed Description

Wrap GNU Radio observables blocks with an [ObservablesInterface](#)

9.23 obs_gr_blocks

Classes

- class [Gnss_circular_deque< T >](#)
- class [hybrid_observables_gs](#)

This class implements a block that computes observables.

Typedefs

- using **hybrid_observables_gs_sptr** = gnss_shared_ptr< [hybrid_observables_gs](#) >

Functions

- [hybrid_observables_gs_sptr](#) **hybrid_observables_gs_make** (const [Obs_Conf](#) &conf_)

9.23.1 Detailed Description

GNU Radio blocks for the computation of GNSS observables

9.24 observables_libs

Classes

- class [Obs_Conf](#)

9.24.1 Detailed Description

Utilities for GNSS observables configuration.

9.25 pvt_adapters

Classes

- class [Rtklib_Pvt](#)

This class implements a [PvtInterface](#) for the RTKLIB PVT block.

9.25.1 Detailed Description

Wrap GNU Radio PVT solvers with a [PvtInterface](#)

9.26 pvt_gr_blocks

Classes

- class [rtklib_pvt_gs](#)

This class implements a block that computes the PVT solution using the RTKLIB integrated library.

Typedefs

- using **rtklib_pvt_gs_sptr** = gnss_shared_ptr< [rtklib_pvt_gs](#) >

Functions

- [rtklib_pvt_gs_sptr](#) **rtklib_make_pvt_gs** (uint32_t nchannels, const [Pvt_Conf](#) &conf_, const [rtk_t](#) &rtk)

9.26.1 Detailed Description

GNU Radio blocks for the computation of PVT solutions.

9.27 pvt_libs

Classes

- struct [sdr_gnss_packet_t](#)
- struct [an_packet_t](#)
- class [An_Packet_Printer](#)
 - class that prints PVT solutions in a serial device following a custom version of the Advanced Navigation Packet Protocol.*
- class [GeoJSON_Printer](#)
 - Prints PVT solutions in GeoJSON format file.*
- class [Gpx_Printer](#)
 - Prints PVT information to GPX format file.*
- class [Has_Simple_Printer](#)
 - Prints HAS messages content in a txt file. See HAS-SIS-ICD for a message description.*
- class [Kml_Printer](#)
 - Prints PVT information to OGC KML format file (can be viewed with Google Earth)*
- class [Monitor_Ephemeris_Udp_Sink](#)
- class [Monitor_Pvt](#)
 - This class contains parameters and outputs of the PVT block.*
- class [Monitor_Pvt_Udp_Sink](#)
- class [Nmea_Printer](#)
 - This class provides a implementation of a subset of the NMEA-0183 standard for interfacing marine electronic devices as defined by the National Marine Electronics Association (NMEA).*
- class [Pvt_Conf](#)
- class [Pvt_Solution](#)
 - Base class for a PVT solution.*
- class [Rinex_Printer](#)
 - Class that handles the generation of Receiver INdependent EXchange format (RINEX) files.*
- class [Rtcm](#)
 - This class implements the generation and reading of some Message Types defined in the RTCM 3.2 Standard, plus some utilities to handle messages.*
- class [Rtcm_Printer](#)
 - This class provides a implementation of a subset of the RTCM Standard 10403.2 messages.*
- class [Rtklib_Solver](#)
 - This class implements a PVT solution based on RTKLIB.*
- class [Serdes_Galileo_Eph](#)
 - This class implements serialization and deserialization of [Galileo_Ephemeris](#) using Protocol Buffers.*
- class [Serdes_Gps_Eph](#)
 - This class implements serialization and deserialization of [Gps_Ephemeris](#) objects using Protocol Buffers.*
- class [Serdes_Monitor_Pvt](#)
 - This class implements serialization and deserialization of [Monitor_Pvt](#) objects using Protocol Buffers.*

Typedefs

- using [b_io_context](#) = boost::asio::io_service
- using [b_io_context](#) = boost::asio::io_service
- using [b_io_context](#) = boost::asio::io_service

Functions

- `std::string asString` (long double x, `std::string::size_type` precision)
- `int64_t asInt` (const `std::string` &s)

9.27.1 Detailed Description

Library for the computation of PVT solutions.

9.28 Resampler

Modules

- [resampler_adapters](#)
- [resampler_gr_blocks](#)

9.28.1 Detailed Description

Classes for input signal resampling

9.29 resampler_adapters

Classes

- class [DirectResamplerConditioner](#)
Interface of an adapter of a direct resampler conditioner block to a `SignalConditionerInterface`.
- class [MmseResamplerConditioner](#)
Interface of a MMSE resampler block adapter to a `SignalConditionerInterface`.

9.29.1 Detailed Description

Classes that wrap GNU Radio resampler blocks with a [GNSSBlockInterface](#)

9.30 resampler_gr_blocks

Classes

- class [direct_resampler_conditioner_cb](#)
This class implements a direct resampler conditioner for `std::complex<signed char>`
- class [direct_resampler_conditioner_cc](#)
This class implements a direct resampler conditioner for complex data.
- class [direct_resampler_conditioner_cs](#)
This class implements a direct resampler conditioner for `std::complex<short>`

Typedefs

- using **direct_resampler_conditioner_cb_sptr** = `gnss_shared_ptr< direct_resampler_conditioner_cb >`
- using **direct_resampler_conditioner_cc_sptr** = `gnss_shared_ptr< direct_resampler_conditioner_cc >`
- using **direct_resampler_conditioner_cs_sptr** = `gnss_shared_ptr< direct_resampler_conditioner_cs >`

Functions

- `direct_resampler_conditioner_cb_sptr` **direct_resampler_make_conditioner_cb** (double sample_freq_in, double sample_freq_out)
- `direct_resampler_conditioner_cc_sptr` **direct_resampler_make_conditioner_cc** (double sample_freq_in, double sample_freq_out)
- `direct_resampler_conditioner_cs_sptr` **direct_resampler_make_conditioner_cs** (double sample_freq_in, double sample_freq_out)

9.30.1 Detailed Description

GNU Radio blocks for input signal resampling

9.31 Signal Source

Modules

- [signal_source_adapters](#)
- [signal_source_gr_blocks](#)
- [signal_source_libs](#)

9.31.1 Detailed Description

Classes for Signal Source management.

9.32 signal_source_adapters

Classes

- class [Ad9361FpgaSignalSource](#)
- class [CustomUDPSignalSource](#)

This class reads from UDP packets, which streams interleaved I/Q samples over a network.
- class [FifoSignalSource](#)

Class that reads a sample stream from a Unix FIFO.
- class [FileSignalSource](#)

Class that reads signals samples from a file and adapts it to a [SignalSourceInterface](#).
- class [FileSourceBase](#)

Base class to file-oriented [SignalSourceBase](#) GNSS blocks.
- class [FileTimestampSignalSource](#)

Class that reads signals samples from a file and adapts it to a [SignalSourceInterface](#).
- class [FlexibandSignalSource](#)

This class configures and reads samples from Teleorbit Flexiband front-end. This software requires a Flexiband GNU Radio driver installed (not included with GNSS-SDR).
- class [Fmcomms2SignalSource](#)
- class [GenSignalSource](#)

This class wraps blocks that generates synthesized GNSS signal and filters the signal.
- class [GnMaxSignalSource](#)

This class reads samples from a gnMAX2769 USB dongle, a RF front-end signal sampler.
- class [LabsatSignalSource](#)

This class reads samples stored in LabSat version 2, 3, and 3 Wideband format.
- class [LimesdrSignalSource](#)

This class instantiates the LimeSDR gnuradio signal source. It has support also for a customized LimeSDR firmware and signal source to support PPS samplestamp reading.
- class [MultichannelFileSignalSource](#)

Class that reads signals samples from files at different frequency bands and adapts it to a [SignalSourceInterface](#).
- class [NsrFileSignalSource](#)

Class that reads signals samples from a file and adapts it to a [SignalSourceInterface](#).
- class [OsmosdrSignalSource](#)

This class reads samples OmoSDR-compatible front-ends, such as HackRF or Realtek's RTL2832U-based USB dongle DVB-T receivers (see <https://osmocom.org/projects/rtl-sdr/wiki>)
- class [PlutosdrSignalSource](#)
- class [RawArraySignalSource](#)

This class reads samples from an antenna array RF front-end signal sampler.
- class [RtlTcpSignalSource](#)

This class reads from rtl_tcp, which streams interleaved I/Q samples over TCP. (see <https://osmocom.org/projects/rtl-sdr/wiki>)
- class [SpirFileSignalSource](#)

Class that reads signals samples from a file and adapts it to a [SignalSourceInterface](#).
- class [SpirGSS6450FileSignalSource](#)

Class that reads signals samples from a file and adapts it to a [SignalSourceInterface](#).
- class [TwoBitCpxFileSignalSource](#)

Class that reads signals samples from a file and adapts it to a [SignalSourceInterface](#).
- class [TwoBitPackedFileSignalSource](#)

Class that reads signals samples from a file and adapts it to a [SignalSourceInterface](#).
- class [UhdSignalSource](#)

This class reads samples from a UHD device (see <http://code.ettus.com/redmine/ettus/projects/uhd/wiki>)

9.32.1 Detailed Description

Classes that wrap GNU Radio signal sources with a [GNSSBlockInterface](#)

9.33 signal_source_gr_blocks

Classes

- class [FifoReader](#)
- class [Gr_Complex_Ip_Packet_Source](#)
- class [labsat23_source](#)

This class implements conversion between Labsat 2, 3 and 3 Wideband formats to gr_complex.
- class [rtl_tcp_signal_source_c](#)

This class reads interleaved I/Q samples from an rtl_tcp server and outputs complex types.
- class [unpack_2bit_samples](#)

This class takes 2 bit samples that have been packed into bytes or shorts as input and generates a byte for each sample. It generates eight times as much data as is input (every two bits become 16 bits)
- class [unpack_byte_2bit_cpx_samples](#)

This class implements conversion between byte packet samples to 2bit_cpx samples 1 byte = 2 x complex 2bit I, + 2bit Q samples.
- class [unpack_byte_2bit_samples](#)

This class implements conversion between byte packet samples to 2bit samples 1 byte = 4 2bit samples.
- class [unpack_byte_4bit_samples](#)

This class implements conversion between byte packet samples to 4bit_cpx samples 1 byte = 1 x complex 4bit I, + 4bit Q samples.
- class [unpack_intspir_1bit_samples](#)

This class implements conversion between byte packet samples to 2bit samples 1 byte = 4 2bit samples.
- class [unpack_spir_gss6450_samples](#)

Typedefs

- using [labsat23_source_sptr](#) = gnss_shared_ptr< [labsat23_source](#) >
- using [rtl_tcp_signal_source_c_sptr](#) = gnss_shared_ptr< [rtl_tcp_signal_source_c](#) >
- using [b_io_context](#) = boost::asio::io_service
- using [unpack_2bit_samples_sptr](#) = gnss_shared_ptr< [unpack_2bit_samples](#) >
- using [unpack_byte_2bit_cpx_samples_sptr](#) = gnss_shared_ptr< [unpack_byte_2bit_cpx_samples](#) >
- using [unpack_byte_2bit_samples_sptr](#) = gnss_shared_ptr< [unpack_byte_2bit_samples](#) >
- using [unpack_byte_4bit_samples_sptr](#) = std::shared_ptr< [unpack_byte_4bit_samples](#) >
- using [unpack_intspir_1bit_samples_sptr](#) = gnss_shared_ptr< [unpack_intspir_1bit_samples](#) >
- using [unpack_spir_gss6450_samples_sptr](#) = gnss_shared_ptr< [unpack_spir_gss6450_samples](#) >

Functions

- [labsat23_source_sptr](#) [labsat23_make_source_sptr](#) (const char *signal_file_basename, const std::vector< int > &channel_selector, [Concurrent_Queue](#)< pmt::pmt_t > *queue, bool digital_io_enabled)
- [rtl_tcp_signal_source_c_sptr](#) [rtl_tcp_make_signal_source_c](#) (const std::string &address, int16_t port, bool flip_iq=false)
- [unpack_2bit_samples_sptr](#) [make_unpack_2bit_samples](#) (bool big_endian_bytes, size_t item_size, bool big_endian_items, bool reverse_interleaving=false)
- [unpack_byte_2bit_cpx_samples_sptr](#) [make_unpack_byte_2bit_cpx_samples](#) ()
- [unpack_byte_2bit_samples_sptr](#) [make_unpack_byte_2bit_samples](#) ()
- [unpack_byte_4bit_samples_sptr](#) [make_unpack_byte_4bit_samples](#) ()
- [unpack_intspir_1bit_samples_sptr](#) [make_unpack_intspir_1bit_samples](#) ()
- [unpack_spir_gss6450_samples_sptr](#) [make_unpack_spir_gss6450_samples](#) (int adc_nbit_)

9.33.1 Detailed Description

GNU Radio blocks for signal sources.

9.34 signal_source_libs

Classes

- struct [stream_cfg](#)
- class [Fpga_buffer_monitor](#)
Class that checks the receiver buffer overflow flags and monitors the status of the receiver buffers.
- class [Fpga_dynamic_bit_selection](#)
Class that controls the switch in the FPGA, which connects the FPGA acquisition and multicorrelator modules to either the DMA or the Analog Front-End.
- class [Fpga_Switch](#)
Class that controls the switch in the FPGA, which connects the FPGA acquisition and multicorrelator modules to either the DMA or the Analog Front-End.
- class [Gnss_Sdr_Timestamp](#)
- class [Gnss_Sdr_Valve](#)
Implementation of a GNU Radio block that sends a STOP message to the control queue right after a specific number of samples have passed through it.
- class [Rtl_Tcp_Dongle_Info](#)
This class represents the dongle information which is sent by rtl_tcp.

Macros

- `#define FIR_BUF_SIZE 8192`

Enumerations

- enum [iodev](#) { **RX**, **TX** }
- enum [RTL_TCP_COMMAND](#) {
RTL_TCP_SET_FREQUENCY = 1, **RTL_TCP_SET_SAMPLE_RATE** = 2, **RTL_TCP_SET_GAIN_MODE** = 3,
RTL_TCP_SET_GAIN = 4,
RTL_TCP_SET_IF_GAIN = 6, **RTL_TCP_SET_AGC_MODE** = 8 }
Command IDs for configuration rtl_tcp.

Functions

- void **errchk** (int v, const char *what)
- void **wr_ch_lli** (struct iio_channel *chn, const char *what, int64_t val)
- void **wr_ch_str** (struct iio_channel *chn, const char *what, const char *str)
- struct iio_device * **get_ad9361_phy** (struct iio_context *ctx)
- bool **get_ad9361_stream_dev** (struct iio_context *ctx, enum iodev d, struct iio_device **dev)
- bool **get_ad9361_stream_ch** (struct iio_context *ctx, enum iodev d, struct iio_device *dev, int chid, struct iio_channel **chn)
- bool **get_phy_chan** (struct iio_context *ctx, enum iodev d, int chid, struct iio_channel **chn)
- bool **get_lo_chan** (struct iio_context *ctx, enum iodev d, struct iio_channel **chn)
- bool **cfg_ad9361_streaming_ch** (struct iio_context *ctx, struct [stream_cfg](#) *cfg, enum iodev type, int chid)
- bool **config_ad9361_rx_local** (uint64_t bandwidth_, uint64_t sample_rate_, uint64_t freq_, const std::string &rf_port_select_, bool rx1_enable_, bool rx2_enable_, const std::string &gain_mode_rx1_, const std::string &gain_mode_rx2_, double rf_gain_rx1_, double rf_gain_rx2_, bool quadrature_, bool rfdc_, bool bbdc_, std::string filter_source_, std::string filter_filename_, float Fpass_, float Fstop_)

- bool **config_ad9361_rx_remote** (const std::string &remote_host, uint64_t bandwidth_, uint64_t sample_rate_, uint64_t freq_, const std::string &rf_port_select_, bool rx1_enable_, bool rx2_enable_, const std::string &gain_mode_rx1_, const std::string &gain_mode_rx2_, double rf_gain_rx1_, double rf_gain_rx2_, bool quadrature_, bool rfdc_, bool bbdc_, std::string filter_source_, std::string filter_filename_, float Fpass_, float Fstop_)
- bool **config_ad9361_lo_local** (uint64_t bandwidth_, uint64_t sample_rate_, uint64_t freq_rf_tx_hz_, double tx_attenuation_db_, int64_t freq_dds_tx_hz_, double scale_dds_dbfs_, double phase_dds_deg_)
- bool **config_ad9361_lo_remote** (const std::string &remote_host, uint64_t bandwidth_, uint64_t sample_rate_, uint64_t freq_rf_tx_hz_, double tx_attenuation_db_, int64_t freq_dds_tx_hz_, double scale_dds_dbfs_, double phase_dds_deg_)
- bool **ad9361_disable_lo_remote** (const std::string &remote_host)
- bool **ad9361_disable_lo_local** ()
- bool **load_fir_filter** (std::string &filter, struct iio_device *phy)
- bool **disable_ad9361_rx_local** ()
- bool **disable_ad9361_rx_remote** (const std::string &remote_host)
- gnss_shared_ptr< [Gnss_Sdr_Timestamp](#) > **gnss_sdr_make_timestamp** (size_t sizeof_stream_item, std::string timestamp_file, double clock_offset_ms)
- gnss_shared_ptr< [Gnss_Sdr_Valve](#) > **gnss_sdr_make_valve** (size_t sizeof_stream_item, uint64_t nitems, [Concurrent_Queue](#)< pmt::pmt_t > *queue)
- gnss_shared_ptr< [Gnss_Sdr_Valve](#) > **gnss_sdr_make_valve** (size_t sizeof_stream_item, uint64_t nitems, [Concurrent_Queue](#)< pmt::pmt_t > *queue, bool stop_flowgraph)
- boost::system::error_code **rtl_tcp_command** ([RTL_TCP_COMMAND](#) id, unsigned param, boost::asio::ip::tcp::socket &socket)

Send a command to rtl_tcp over the given socket.

9.34.1 Detailed Description

Library with utilities for signal sources.

9.34.2 Enumeration Type Documentation

9.34.2.1 RTL_TCP_COMMAND

enum [RTL_TCP_COMMAND](#)

Command IDs for configuration rtl_tcp.

Definition at line 32 of file rtl_tcp_commands.h.

9.34.3 Function Documentation

9.34.3.1 rtl_tcp_command()

```
boost::system::error_code rtl_tcp_command (
    RTL\_TCP\_COMMAND id,
    unsigned param,
    boost::asio::ip::tcp::socket & socket )
```

Send a command to rtl_tcp over the given socket.

9.35 Telemetry Decoder

Modules

- [telemetry_decoder_adapters](#)
- [telemetry_decoder_gr_blocks](#)
- [telemetry_decoder_libswiftcnv](#)
- [telemetry_decoder_libs](#)

9.35.1 Detailed Description

Classes for the decoding of GNSS Navigation messages.

9.36 telemetry_decoder_adapters

Classes

- class [BeidouB1iTelemetryDecoder](#)
This class implements a NAV data decoder for BEIDOU B1I.
- class [BeidouB3iTelemetryDecoder](#)
This class implements a NAV data decoder for BEIDOU B1I.
- class [GalileoE1BTelemetryDecoder](#)
This class implements a NAV data decoder for Galileo INAV frames in E1B radio link.
- class [GalileoE5aTelemetryDecoder](#)
This class implements a NAV data decoder for Galileo INAV frames in E1B radio link.
- class [GalileoE5bTelemetryDecoder](#)
This class implements a NAV data decoder for Galileo INAV frames in E5b radio link.
- class [GalileoE6TelemetryDecoder](#)
This class implements a NAV data decoder for Galileo CNAV frames in E6 radio link.
- class [GlonassL1CaTelemetryDecoder](#)
This class implements a NAV data decoder for GLONASS L1 C/A.
- class [GlonassL2CaTelemetryDecoder](#)
This class implements a NAV data decoder for GLONASS L2 C/A.
- class [GpsL1CaTelemetryDecoder](#)
This class implements a NAV data decoder for GPS L1 C/A.
- class [GpsL2CTelemetryDecoder](#)
This class implements a NAV data decoder for GPS L2 M.
- class [GpsL5TelemetryDecoder](#)
This class implements a NAV data decoder for GPS L5.
- class [SbasL1TelemetryDecoder](#)
This class implements a NAV data decoder for SBAS frames in L1 radio link.

9.36.1 Detailed Description

Wrap GNU Radio blocs for the decoding of GNSS Navigation messages with a [TelemetryDecoderInterface](#)

9.37 telemetry_decoder_gr_blocks

Classes

- class [beidou_b1i_telemetry_decoder_gs](#)
This class implements a block that decodes the BeiDou DNAV data.
- class [beidou_b3i_telemetry_decoder_gs](#)
This class implements a block that decodes the BeiDou DNAV data.
- class [galileo_telemetry_decoder_gs](#)
This class implements a block that decodes the INAV and FNAV data defined in Galileo ICD.
- class [glonass_l1_ca_telemetry_decoder_gs](#)
This class implements a block that decodes the GNAV data defined in GLONASS ICD v5.1.
- class [glonass_l2_ca_telemetry_decoder_gs](#)
This class implements a block that decodes the GNAV data defined in GLONASS ICD v5.1.
- class [gps_l1_ca_telemetry_decoder_gs](#)
This class implements a block that decodes the NAV data defined in IS-GPS-200M.
- class [gps_l2c_telemetry_decoder_gs](#)
This class implements a block that decodes CNAV data defined in IS-GPS-200M.
- class [gps_l5_telemetry_decoder_gs](#)
This class implements a GPS L5 Telemetry decoder.
- class [sbas_l1_telemetry_decoder_gs](#)
This class implements a block that decodes the SBAS integrity and corrections data defined in RTCA MOPS DO-229.

Typedefs

- using [beidou_b1i_telemetry_decoder_gs_sptr](#) = gnss_shared_ptr< [beidou_b1i_telemetry_decoder_gs](#) >
- using [beidou_b3i_telemetry_decoder_gs_sptr](#) = gnss_shared_ptr< [beidou_b3i_telemetry_decoder_gs](#) >
- using [galileo_telemetry_decoder_gs_sptr](#) = gnss_shared_ptr< [galileo_telemetry_decoder_gs](#) >
- using [glonass_l1_ca_telemetry_decoder_gs_sptr](#) = gnss_shared_ptr< [glonass_l1_ca_telemetry_decoder_gs](#) >
- using [glonass_l2_ca_telemetry_decoder_gs_sptr](#) = gnss_shared_ptr< [glonass_l2_ca_telemetry_decoder_gs](#) >
- using [gps_l1_ca_telemetry_decoder_gs_sptr](#) = gnss_shared_ptr< [gps_l1_ca_telemetry_decoder_gs](#) >
- using [gps_l2c_telemetry_decoder_gs_sptr](#) = gnss_shared_ptr< [gps_l2c_telemetry_decoder_gs](#) >
- using [gps_l5_telemetry_decoder_gs_sptr](#) = gnss_shared_ptr< [gps_l5_telemetry_decoder_gs](#) >
- using [sbas_l1_telemetry_decoder_gs_sptr](#) = gnss_shared_ptr< [sbas_l1_telemetry_decoder_gs](#) >

Functions

- [beidou_b1i_telemetry_decoder_gs_sptr](#) [beidou_b1i_make_telemetry_decoder_gs](#) (const [Gnss_Satellite](#) &satellite, const [Tlm_Conf](#) &conf)
- [beidou_b3i_telemetry_decoder_gs_sptr](#) [beidou_b3i_make_telemetry_decoder_gs](#) (const [Gnss_Satellite](#) &satellite, const [Tlm_Conf](#) &conf)
- [galileo_telemetry_decoder_gs_sptr](#) [galileo_make_telemetry_decoder_gs](#) (const [Gnss_Satellite](#) &satellite, const [Tlm_Conf](#) &conf, int frame_type)
- [glonass_l1_ca_telemetry_decoder_gs_sptr](#) [glonass_l1_ca_make_telemetry_decoder_gs](#) (const [Gnss_Satellite](#) &satellite, const [Tlm_Conf](#) &conf)
- [glonass_l2_ca_telemetry_decoder_gs_sptr](#) [glonass_l2_ca_make_telemetry_decoder_gs](#) (const [Gnss_Satellite](#) &satellite, const [Tlm_Conf](#) &conf)
- [gps_l1_ca_telemetry_decoder_gs_sptr](#) [gps_l1_ca_make_telemetry_decoder_gs](#) (const [Gnss_Satellite](#) &satellite, const [Tlm_Conf](#) &conf)
- [gps_l2c_telemetry_decoder_gs_sptr](#) [gps_l2c_make_telemetry_decoder_gs](#) (const [Gnss_Satellite](#) &satellite, const [Tlm_Conf](#) &conf)
- [gps_l5_telemetry_decoder_gs_sptr](#) [gps_l5_make_telemetry_decoder_gs](#) (const [Gnss_Satellite](#) &satellite, const [Tlm_Conf](#) &conf)
- [sbas_l1_telemetry_decoder_gs_sptr](#) [sbas_l1_make_telemetry_decoder_gs](#) (const [Gnss_Satellite](#) &satellite, bool dump)

9.37.1 Detailed Description

GNU Radio blocks for the demodulation of GNSS navigation messages.

9.38 telemetry_decoder_libswiftcnv

Classes

- struct [cnv_msg_t](#)
- struct [cnv_v27_part_t](#)
- struct [cnv_msg_decoder_t](#)

Macros

- #define [GPS_L2_V27_HISTORY_LENGTH_BITS](#) 64
- #define [GPS_L2C_V27_INIT_BITS](#) (32)
- #define [GPS_L2C_V27_DECODE_BITS](#) (32)
- #define [GPS_L2C_V27_DELAY_BITS](#) (32)
- #define [ABS](#)(x) ((x) < 0 ? -(x) : (x))
- #define [MIN](#)(x, y) (((x) < (y)) ? (x) : (y))
- #define [MAX](#)(x, y) (((x) > (y)) ? (x) : (y))
- #define [CLAMP_DIFF](#)(a, b) (MAX((a), (b)) - (b))

Functions

- uint8_t [parity](#) (uint32_t x)
- uint32_t [getbitu](#) (const uint8_t *buff, uint32_t pos, uint8_t len)
- int32_t [getbits](#) (const uint8_t *buff, uint32_t pos, uint8_t len)
- void [setbitu](#) (uint8_t *buff, uint32_t pos, uint32_t len, uint32_t data)
- void [setbits](#) (uint8_t *buff, uint32_t pos, uint32_t len, int32_t data)
- void [bitcopy](#) (void *dst, uint32_t dst_index, const void *src, uint32_t src_index, uint32_t count)
- void [bitshl](#) (void *buf, uint32_t size, uint32_t shift)
- uint8_t [count_bits_u64](#) (uint64_t v, uint8_t bv)
- uint8_t [count_bits_u32](#) (uint32_t v, uint8_t bv)
- uint8_t [count_bits_u16](#) (uint16_t v, uint8_t bv)
- uint8_t [count_bits_u8](#) (uint8_t v, uint8_t bv)
- const [v27_poly_t](#) * [cnv_msg_decoder_get_poly](#) (void)
- void [cnv_msg_decoder_init](#) ([cnv_msg_decoder_t](#) *dec)
- bool [cnv_msg_decoder_add_symbol](#) ([cnv_msg_decoder_t](#) *dec, unsigned char symbol, [cnv_msg_t](#) *msg, uint32_t *delay)
- uint32_t [crc24q](#) (const uint8_t *buf, uint32_t len, uint32_t crc)
- uint32_t [crc24q_bits](#) (uint32_t crc, const uint8_t *buf, uint32_t n_bits, bool invert)

9.38.1 Detailed Description

Utilities for CNAV message decoding by Swift Navigation Inc.

9.38.2 Macro Definition Documentation

9.38.2.1 GPS_L2_V27_HISTORY_LENGTH_BITS

```
#define GPS_L2_V27_HISTORY_LENGTH_BITS 64
```

Size of the Viterbi decoder history.

Definition at line 40 of file cnav_msg.h.

9.38.2.2 GPS_L2C_V27_DECODE_BITS

```
#define GPS_L2C_V27_DECODE_BITS (32)
```

Bits to decode at a time.

Definition at line 44 of file cnav_msg.h.

9.38.2.3 GPS_L2C_V27_DELAY_BITS

```
#define GPS_L2C_V27_DELAY_BITS (32)
```

Bits in decoder tail. We ignore them.

Definition at line 46 of file cnav_msg.h.

9.38.2.4 GPS_L2C_V27_INIT_BITS

```
#define GPS_L2C_V27_INIT_BITS (32)
```

Bits to accumulate before decoding starts.

Definition at line 42 of file cnav_msg.h.

9.39 telemetry_decoder_libs

Classes

- class [Tlm_Conf](#)
- class [Tlm_CRC_Stats](#)
Class that computes the telemetry CRC statistics.
- class [Viterbi_Decoder](#)
Class that implements a Viterbi decoder.
- class [Viterbi_Decoder_Sbas](#)
Class that implements a Viterbi decoder.
- class [Serdes_Nav_Message](#)
This class implements serialization and deserialization of [Nav_Message_Packet](#) objects using Protocol Buffers.

Functions

- int **save_tlm_matfile** (const std::string &dumpfile)
- bool **tlm_remove_file** (const std::string &file_to_remove)

9.39.1 Detailed Description

Utilities for the decoding of GNSS navigation messages.

9.40 Tracking

Modules

- [tracking_adapters](#)
- [tracking_gr_blocks](#)
- [tracking_libs](#)

9.40.1 Detailed Description

Classes for GNSS signal tracking.

9.41 tracking_adapters

Classes

- class [BeidouB1iDIIPITracking](#)
This class implements a code DLL + carrier PLL tracking loop.
- class [BeidouB3iDIIPITracking](#)
This class implements a code DLL + carrier PLL tracking loop.
- class [GalileoE1DIPIIVemITracking](#)
This class Adapts a DLL+PLL VEML (Very Early Minus Late) tracking loop block to a [TrackingInterface](#) for Galileo E1 signals.
- class [GalileoE1DIPIIVemITrackingFpga](#)
This class Adapts a DLL+PLL VEML (Very Early Minus Late) tracking loop block to a [TrackingInterface](#) for Galileo E1 signals.
- class [GalileoE1TcpConnectorTracking](#)
This class implements a code DLL + carrier PLL tracking loop.
- class [GalileoE5aDIIPITracking](#)
This class implements a code DLL + carrier PLL tracking loop.
- class [GalileoE5aDIIPITrackingFpga](#)
This class implements a code DLL + carrier PLL tracking loop.
- class [GalileoE5bDIIPITracking](#)
This class implements a code DLL + carrier PLL tracking loop.
- class [GalileoE6DIIPITracking](#)
This class implements a code DLL + carrier PLL tracking loop.
- class [GlonassL1CaDIIPICAidTracking](#)
This class implements a code DLL + carrier PLL tracking loop.
- class [GlonassL1CaDIIPITracking](#)
This class implements a code DLL + carrier PLL tracking loop.
- class [GlonassL2CaDIIPICAidTracking](#)
This class implements a code DLL + carrier PLL tracking loop.
- class [GlonassL2CaDIIPITracking](#)
This class implements a code DLL + carrier PLL tracking loop.
- class [GpsL1CaDIIPITracking](#)
This class implements a code DLL + carrier PLL tracking loop.
- class [GpsL1CaDIIPITrackingFpga](#)
This class implements a code DLL + carrier PLL tracking loop.
- class [GpsL1CaDIIPITrackingGPU](#)
This class implements a code DLL + carrier PLL tracking loop using GPU accelerated functions.
- class [GpsL1CaKfTracking](#)
This class implements a code DLL + carrier PLL tracking loop.
- class [GpsL1CaTcpConnectorTracking](#)
This class implements a code DLL + carrier PLL tracking loop.
- class [GpsL2MDIIPITracking](#)
This class implements a code DLL + carrier PLL tracking loop.
- class [GpsL2MDIIPITrackingFpga](#)
This class implements a code DLL + carrier PLL tracking loop.
- class [GpsL5DIIPITracking](#)
This class implements a code DLL + carrier PLL tracking loop.
- class [GpsL5DIIPITrackingFpga](#)
This class implements a code DLL + carrier PLL tracking loop.

9.41.1 Detailed Description

Wrap GNU Radio blocks for GNSS signal tracking with a [TrackingInterface](#)

9.42 tracking_gr_blocks

Classes

- class [dll_pll_veml_tracking](#)
This class implements a code DLL + carrier PLL tracking block.
- class [dll_pll_veml_tracking_fpga](#)
This class implements a code DLL + carrier PLL tracking block.
- class [Galileo_E1_Tcp_Connector_Tracking_cc](#)
This class implements a code DLL + carrier PLL VEML (Very Early Minus Late) tracking block for Galileo E1 signals.
- class [glonass_l1_ca_dll_pll_c_aid_tracking_cc](#)
This class implements a DLL + PLL tracking loop block.
- class [glonass_l1_ca_dll_pll_c_aid_tracking_sc](#)
This class implements a DLL + PLL tracking loop block.
- class [Glonass_L1_Ca_Dll_Pll_Tracking_cc](#)
This class implements a DLL + PLL tracking loop block.
- class [glonass_l2_ca_dll_pll_c_aid_tracking_cc](#)
This class implements a DLL + PLL tracking loop block.
- class [glonass_l2_ca_dll_pll_c_aid_tracking_sc](#)
This class implements a DLL + PLL tracking loop block.
- class [Glonass_L2_Ca_Dll_Pll_Tracking_cc](#)
This class implements a DLL + PLL tracking loop block.
- class [Gps_L1_Ca_Dll_Pll_Tracking_GPU_cc](#)
This class implements a DLL + PLL tracking loop block.
- class [Gps_L1_Ca_Kf_Tracking_cc](#)
This class implements a DLL + PLL tracking loop block.
- class [Gps_L1_Ca_Tcp_Connector_Tracking_cc](#)
This class implements a DLL + PLL tracking loop block.

Typedefs

- using [dll_pll_veml_tracking_sptr](#) = gnss_shared_ptr< [dll_pll_veml_tracking](#) >
- using [dll_pll_veml_tracking_fpga_sptr](#) = gnss_shared_ptr< [dll_pll_veml_tracking_fpga](#) >
- using [galileo_e1_tcp_connector_tracking_cc_sptr](#) = gnss_shared_ptr< [Galileo_E1_Tcp_Connector_Tracking_cc](#) >
- using [glonass_l1_ca_dll_pll_c_aid_tracking_cc_sptr](#) = gnss_shared_ptr< [glonass_l1_ca_dll_pll_c_aid_tracking_cc](#) >
- using [glonass_l1_ca_dll_pll_c_aid_tracking_sc_sptr](#) = gnss_shared_ptr< [glonass_l1_ca_dll_pll_c_aid_tracking_sc](#) >
- using [glonass_l1_ca_dll_pll_tracking_cc_sptr](#) = gnss_shared_ptr< [Glonass_L1_Ca_Dll_Pll_Tracking_cc](#) >
- using [glonass_l2_ca_dll_pll_c_aid_tracking_cc_sptr](#) = gnss_shared_ptr< [glonass_l2_ca_dll_pll_c_aid_tracking_cc](#) >
- using [glonass_l2_ca_dll_pll_c_aid_tracking_sc_sptr](#) = gnss_shared_ptr< [glonass_l2_ca_dll_pll_c_aid_tracking_sc](#) >
- using [glonass_l2_ca_dll_pll_tracking_cc_sptr](#) = gnss_shared_ptr< [Glonass_L2_Ca_Dll_Pll_Tracking_cc](#) >
- using [gps_l1_ca_dll_pll_tracking_gpu_cc_sptr](#) = gnss_shared_ptr< [Gps_L1_Ca_Dll_Pll_Tracking_GPU_cc](#) >
- using [gps_l1_ca_kf_tracking_cc_sptr](#) = gnss_shared_ptr< [Gps_L1_Ca_Kf_Tracking_cc](#) >
- using [gps_l1_ca_tcp_connector_tracking_cc_sptr](#) = gnss_shared_ptr< [Gps_L1_Ca_Tcp_Connector_Tracking_cc](#) >

Functions

- `dll_pll_veml_tracking_sptr dll_pll_veml_make_tracking (const Dll_Pll_Conf &conf_)`
- `dll_pll_veml_tracking_fpga_sptr dll_pll_veml_make_tracking_fpga (const Dll_Pll_Conf_Fpga &conf_)`
- `galileo_e1_tcp_connector_tracking_cc_sptr galileo_e1_tcp_connector_make_tracking_cc (int64_t fs_in, uint32_t vector_length, bool dump, const std::string &dump_filename, float pll_bw_hz, float dll_bw_hz, float early_late_space_chips, float very_early_late_space_chips, size_t port_ch0)`
- `glonass_l1_ca_dll_pll_c_aid_tracking_cc_sptr glonass_l1_ca_dll_pll_c_aid_make_tracking_cc (int64_t fs_in, uint32_t vector_length, bool dump, const std::string &dump_filename, float pll_bw_hz, float dll_bw_hz, float pll_bw_narrow_hz, float dll_bw_narrow_hz, int32_t extend_correlation_ms, float early_late_space_chips)`
- `glonass_l1_ca_dll_pll_c_aid_tracking_sc_sptr glonass_l1_ca_dll_pll_c_aid_make_tracking_sc (int64_t fs_in, uint32_t vector_length, bool dump, const std::string &dump_filename, float pll_bw_hz, float dll_bw_hz, float pll_bw_narrow_hz, float dll_bw_narrow_hz, int32_t extend_correlation_ms, float early_late_space_chips)`
- `glonass_l1_ca_dll_pll_tracking_cc_sptr glonass_l1_ca_dll_pll_make_tracking_cc (int64_t fs_in, uint32_t vector_length, bool dump, const std::string &dump_filename, float pll_bw_hz, float dll_bw_hz, float early_late_space_chips)`
- `glonass_l2_ca_dll_pll_c_aid_tracking_cc_sptr glonass_l2_ca_dll_pll_c_aid_make_tracking_cc (int64_t fs_in, uint32_t vector_length, bool dump, const std::string &dump_filename, float pll_bw_hz, float dll_bw_hz, float pll_bw_narrow_hz, float dll_bw_narrow_hz, int32_t extend_correlation_ms, float early_late_space_chips)`
- `glonass_l2_ca_dll_pll_c_aid_tracking_sc_sptr glonass_l2_ca_dll_pll_c_aid_make_tracking_sc (int64_t fs_in, uint32_t vector_length, bool dump, const std::string &dump_filename, float pll_bw_hz, float dll_bw_hz, float pll_bw_narrow_hz, float dll_bw_narrow_hz, int32_t extend_correlation_ms, float early_late_space_chips)`
- `glonass_l2_ca_dll_pll_tracking_cc_sptr glonass_l2_ca_dll_pll_make_tracking_cc (int64_t fs_in, uint32_t vector_length, bool dump, const std::string &dump_filename, float pll_bw_hz, float dll_bw_hz, float early_late_space_chips)`
- `gps_l1_ca_dll_pll_tracking_gpu_cc_sptr gps_l1_ca_dll_pll_make_tracking_gpu_cc (int64_t fs_in, uint32_t vector_length, bool dump, const std::string &dump_filename, float pll_bw_hz, float dll_bw_hz, float early_late_space_chips)`
- `gps_l1_ca_kf_tracking_cc_sptr gps_l1_ca_kf_make_tracking_cc (uint32_t order, int64_t fs_in, uint32_t vector_length, bool dump, const std::string &dump_filename, float dll_bw_hz, float early_late_space_chips, bool bce_run, uint32_t bce_ptrans, uint32_t bce_strans, int32_t bce_nu, int32_t bce_kappa)`
- `gps_l1_ca_tcp_connector_tracking_cc_sptr gps_l1_ca_tcp_connector_make_tracking_cc (int64_t fs_in, uint32_t vector_length, bool dump, const std::string &dump_filename, float early_late_space_chips, size_t port_ch0)`

9.42.1 Detailed Description

GNU Radio blocks for GNSS signal tracking.

9.43 tracking_libs

Classes

- class [Bayesian_estimator](#)
Bayesian_estimator is an estimator of noise characteristics (i.e. mean, covariance)
- class [Cpu_Multicorrelator](#)
Class that implements carrier wipe-off and correlators.
- class [Cpu_Multicorrelator_16sc](#)
Class that implements carrier wipe-off and correlators.
- class [Cpu_Multicorrelator_Real_Codes](#)
Class that implements carrier wipe-off and correlators.
- struct [GPU_Complex](#)
- struct [GPU_Complex_Short](#)
- class [cuda_multicorrelator](#)
Class that implements carrier wipe-off and correlators using NVIDIA CUDA GPU accelerators.
- class [Dll_Pll_Conf](#)
- class [Dll_Pll_Conf_Fpga](#)
- class [Exponential_Smoother](#)
Class that implements a first-order exponential smoother.
- class [Fpga_Multicorrelator_8sc](#)
Class that implements carrier wipe-off and correlators.
- class [ModelFunction](#)
- class [CubatureFilter](#)
- class [UnscentedFilter](#)
- class [Tcp_Communication](#)
TCP communication class.
- class [Tcp_Packet_Data](#)
Class that implements a TCP data packet.
- class [Tracking_2nd_DLL_filter](#)
This class implements a 2nd order DLL filter for code tracking loop.
- class [Tracking_2nd_PLL_filter](#)
This class implements a 2nd order PLL filter for carrier tracking loop.
- class [Tracking_FLL_PLL_filter](#)
This class implements a hybrid FLL and PLL filter for tracking carrier loop.
- class [Tracking_loop_filter](#)
This class implements a generic 1st, 2nd or 3rd order loop filter.

Macros

- `#define NUM_TX_VARIABLES_GALILEO_E1 13`
- `#define NUM_TX_VARIABLES_GPS_L1_CA 9`
- `#define NUM_RX_VARIABLES 4`

Typedefs

- using `b_io_context` = `boost::asio::io_service`

Functions

- float [cn0_svn_estimator](#) (const gr_complex *Prompt_buffer, int length, float coh_integration_time_s)
cn0_svn_estimator is a Carrier-to-Noise (CN0) estimator based on the Signal-to-Noise Variance (SNV) estimator
- float [cn0_m2m4_estimator](#) (const gr_complex *Prompt_buffer, int length, float coh_integration_time_s)
cn0_m2m4_estimator is a Carrier-to-Noise (CN0) estimator based on the Second- and Fourth-Order Moments Method (M2M4)
- float [carrier_lock_detector](#) (gr_complex *Prompt_buffer, int length)
A carrier lock detector.
- double [fil_four_quadrant_atan](#) (gr_complex prompt_s1, gr_complex prompt_s2, double t1, double t2)
- double [fil_diff_atan](#) (gr_complex prompt_s1, gr_complex prompt_s2, double t1, double t2)
- double [phase_unwrap](#) (double phase_rad)
Phase unwrapping function, input is [rad].
- double [pll_four_quadrant_atan](#) (gr_complex prompt_s1)
PLL four quadrant arctan discriminator.
- double [pll_cloop_two_quadrant_atan](#) (gr_complex prompt_s1)
PLL Costas loop two quadrant arctan discriminator.
- double [dll_nc_e_minus_l_normalized](#) (gr_complex early_s1, gr_complex late_s1, float spc=0.5, float slope=1.0, float y_intercept=1.0)
DLL Noncoherent Early minus Late envelope normalized discriminator.
- double [dll_nc_vemlp_normalized](#) (gr_complex very_early_s1, gr_complex early_s1, gr_complex late_s1, gr_complex very_late_s1)
DLL Noncoherent Very Early Minus Late Power (VEMLP) normalized discriminator.
- template<typename Fun >
double **CalculateSlope** (Fun &&f, double x)
- template<typename Fun >
double **CalculateSlopeAbs** (Fun &&f, double x)
- template<typename Fun >
double **GetYIntercept** (Fun &&f, double x)
- template<typename Fun >
double **GetYInterceptAbs** (Fun &&f, double x)
- template<int M = 1, int N = M>
double **SinBocCorrelationFunction** (double offset_in_chips)
- template<int M = 1, int N = M>
double **CosBocCorrelationFunction** (double offset_in_chips)

9.43.1 Detailed Description

Utilities for GNSS signal tracking.

9.43.2 Function Documentation

9.43.2.1 carrier_lock_detector()

```
float carrier_lock_detector (
    gr_complex * Prompt_buffer,
    int length )
```

A carrier lock detector.

The Carrier Phase Lock Detector block uses the estimate of the cosine of twice the carrier phase error is given by

$$C2\phi = \frac{NBD}{NBP}, \quad (9.1)$$

where $NBD = (\sum_{i=0}^{N-1} |Im(Pc(i))|)^2 + (\sum_{i=0}^{N-1} |Re(Pc(i))|)^2$, $NBP = \sum_{i=0}^{N-1} Im(Pc(i))^2 - \sum_{i=0}^{N-1} Re(Pc(i))^2$, and $Pc(i)$ is the prompt correlator output for the sample index i . Ref: Van Dierendonck, A.J. (1996), Global Positioning System: Theory and Applications, Volume I, Chapter 8: GPS Receivers, AJ Systems, Los Altos, CA 94024. Inc.: 329-407.

9.43.2.2 cn0_m2m4_estimator()

```
float cn0_m2m4_estimator (
    const gr_complex * Prompt_buffer,
    int length,
    float coh_integration_time_s )
```

cn0_m2m4_estimator is a Carrier-to-Noise (CN0) estimator based on the Second- and Fourth-Order Moments Method (M2M4)

Signal-to-Noise (SNR) (ρ) estimator using the Moments Method:

$$\hat{\rho} = \frac{\sqrt{2\hat{M}_2^2 - \hat{M}_4}}{\hat{M}_2 - \sqrt{2\hat{M}_2^2 - \hat{M}_4}}, \quad (9.2)$$

where $\hat{M}_2 = \frac{1}{N} \sum_{k=0}^{K-1} |P[k]|^2$, $\hat{M}_4 = \frac{1}{K} \sum_{k=0}^{K-1} |P[k]|^4$, $|\cdot|$ is the absolute value, and $P[k]$ is the prompt correlator output for the sample index k .

The SNR value is converted to CN0 [dB-Hz] taking into account the coherent integration time, using the following formula:

$$CN0_{dB} = 10 * \log(\hat{\rho}) - 10 * \log(T_{int}), \quad (9.3)$$

where T_{int} is the coherent integration time, in seconds.

Ref: D. R. Pauluzzi, N. C. Beaulieu, "A comparison of SNR estimation techniques for the AWGN channel," IEEE Trans. on Comm., vol. 48, no. 10, pp. 1681–1691, Oct. 2000.

9.43.2.3 cn0_svn_estimator()

```
float cn0_svn_estimator (
    const gr_complex * Prompt_buffer,
    int length,
    float coh_integration_time_s )
```

cn0_svn_estimator is a Carrier-to-Noise (CN0) estimator based on the Signal-to-Noise Variance (SNV) estimator Signal-to-Noise (SNR) (ρ) estimator using the Signal-to-Noise Variance (SNV) estimator:

$$\hat{\rho} = \frac{\hat{P}_s}{\hat{P}_n} = \frac{\hat{P}_s}{\hat{P}_{tot} - \hat{P}_s}, \quad (9.4)$$

where $\hat{P}_s = \left(\frac{1}{N} \sum_{i=0}^{N-1} |Re(Pc(i))| \right)^2$ is the estimation of the signal power, $\hat{P}_{tot} = \frac{1}{N} \sum_{i=0}^{N-1} |Pc(i)|^2$ is the estimator of the total power, $|\cdot|$ is the absolute value, $Re(\cdot)$ stands for the real part of the value, and $Pc(i)$ is the prompt correlator output for the sample index i .

The SNR value is converted to CN0 [dB-Hz], taking into account the coherent integration time, using the following formula:

$$CN0_{dB} = 10 * \log(\hat{\rho}) - 10 * \log(T_{int}), \quad (9.5)$$

where T_{int} is the coherent integration time, in seconds.

Ref: Marco Pini, Emanuela Falletti and Maurizio Fantino, "Performance Evaluation of C/N0 Estimators using a Real Time GNSS Software Receiver," IEEE 10th International Symposium on Spread Spectrum Techniques and Applications, pp.28-30, August 2008.

9.43.2.4 dll_nc_e_minus_l_normalized()

```
double dll_nc_e_minus_l_normalized (
    gr_complex early_sl,
    gr_complex late_sl,
    float spc = 0.5,
    float slope = 1.0,
    float y_intercept = 1.0 )
```

DLL Noncoherent Early minus Late envelope normalized discriminator.

DLL Noncoherent Early minus Late envelope normalized discriminator:

$$error = \frac{y_{intercept} - slope * \epsilon}{slope} \frac{E - L}{E + L}, \quad (9.6)$$

where $E = \sqrt{I_{ES}^2 + Q_{ES}^2}$ is the Early correlator output absolute value and $L = \sqrt{I_{LS}^2 + Q_{LS}^2}$ is the Late correlator output absolute value. The output is in [chips].

9.43.2.5 dll_nc_vemlp_normalized()

```
double dll_nc_vemlp_normalized (
    gr_complex very_early_sl,
    gr_complex early_sl,
    gr_complex late_sl,
    gr_complex very_late_sl )
```

DLL Noncoherent Very Early Minus Late Power (VEMLP) normalized discriminator.

DLL Noncoherent Very Early Minus Late Power (VEMLP) normalized discriminator, using the outputs of four correlators, Very Early (VE), Early (E), Late (L) and Very Late (VL):

$$error = \frac{E - L}{E + L}, \quad (9.7)$$

where $E = \sqrt{I_{VE}^2 + Q_{VE}^2 + I_E^2 + Q_E^2}$ and $L = \sqrt{I_{VL}^2 + Q_{VL}^2 + I_L^2 + Q_L^2}$. The output is in [chips].

9.43.2.6 fl_four_quadrant_atan()

```
double fl_four_quadrant_atan (
    gr_complex prompt_s1,
    gr_complex prompt_s2,
    double t1,
    double t2 )
```

brief FLL four quadrant arctan discriminator

FLL four quadrant arctan discriminator:

$$\frac{\phi_2 - \phi_1}{t_2 - t_1} = \frac{ATAN2(cross, dot)}{t_1 - t_2}, \quad (9.8)$$

where $cross = I_{PS1}Q_{PS2} - I_{PS2}Q_{PS1}$ and $dot = I_{PS1}I_{PS2} + Q_{PS1}Q_{PS2}$, I_{PS1}, Q_{PS1} are the inphase and quadrature prompt correlator outputs respectively at sample time t_1 , and I_{PS2}, Q_{PS2} are the inphase and quadrature prompt correlator outputs respectively at sample time t_2 . The output is in [radians/second].

9.43.2.7 phase_unwrap()

```
double phase_unwrap (
    double phase_rad )
```

Phase unwrapping function, input is [rad].

9.43.2.8 pll_cloop_two_quadrant_atan()

```
double pll_cloop_two_quadrant_atan (
    gr_complex prompt_s1 )
```

PLL Costas loop two quadrant arctan discriminator.

PLL Costas loop two quadrant arctan discriminator:

$$\phi = ATAN\left(\frac{Q_{PS}}{I_{PS}}\right), \quad (9.9)$$

where I_{PS1}, Q_{PS1} are the inphase and quadrature prompt correlator outputs respectively. The output is in [radians].

9.43.2.9 pll_four_quadrant_atan()

```
double pll_four_quadrant_atan (
    gr_complex prompt_s1 )
```

PLL four quadrant arctan discriminator.

PLL four quadrant arctan discriminator:

$$\phi = ATAN2(Q_{PS}, I_{PS}), \quad (9.10)$$

where I_{PS1}, Q_{PS1} are the inphase and quadrature prompt correlator outputs respectively. The output is in [radians].

9.44 Core GNSS Receiver

Header file of the interface to a `signal_source` GNSS block.

Modules

- [GNSS block interfaces](#)
- [core_libs](#)
- [core_monitor](#)
- [core_receiver](#)
- [core_system_parameters](#)

9.44.1 Detailed Description

Header file of the interface to a `signal_source` GNSS block.

.h

Author

Jim Melton, 2020. [jim.melton\(at\)sncorp.com](mailto:jim.melton@sncorp.com)

This header file contains the interface to an abstract class for signal sources. Since all its methods are virtual, this class cannot be instantiated directly, and a subclass can only be instantiated directly if all inherited pure virtual methods have been implemented by that class or a parent class.

Copyright (C) 2010-2020 (see AUTHORS file for a list of contributors)

GNSS-SDR is a software defined Global Navigation Satellite Systems receiver

This file is part of GNSS-SDR.

SPDX-License-Identifier: GPL-3.0-or-later

Core GNSS Receiver.

9.45 GNSS block interfaces

Classes

- class [Concurrent_Queue< Data >](#)
This class implements a thread-safe std::queue.
- class [AcquisitionInterface](#)
This abstract class represents an interface to an acquisition GNSS block.
- class [ChannelInterface](#)
This abstract class represents an interface to a channel GNSS block.
- class [ConfigurationInterface](#)
This abstract class represents an interface to configuration parameters.
- class [GNSSBlockInterface](#)
This abstract class represents an interface to GNSS blocks.
- class [ObservablesInterface](#)
This abstract class represents an interface to an observables block.
- class [PvtInterface](#)
This class represents an interface to a PVT block.
- class [SignalSourceInterface](#)
This abstract class represents an interface to signal_source GNSS block.
- class [TelemetryDecoderInterface](#)
This abstract class represents an interface to a navigation GNSS block.
- class [TrackingInterface](#)
This abstract class represents an interface to a tracking block.

Typedefs

- `template<typename T >`
`using gnss_shared_ptr = boost::shared_ptr< T >`

Functions

- `template<typename C , typename... Args>`
`gnss_shared_ptr< C > gnss_make_shared (Args &&... args)`
- `virtual size_t SignalSourceInterface::getRfChannels () const =0`

9.45.1 Detailed Description

GNSS block interfaces.

9.46 core_libs

Classes

- class [Channel_Event](#)
- class [channel_status_msg_receiver](#)
GNU Radio block that receives asynchronous channel messages from tlm blocks.
- class [Command_Event](#)
- class [galileo_e6_has_msg_receiver](#)
GNU Radio block that receives asynchronous Galileo HAS message pages from the telemetry blocks, stores them in memory, and decodes HAS messages when enough data have been received. The decoded HAS message is sent to the PVT block.
- class [gnss_sdr_fpga_sample_counter](#)
- class [gnss_sdr_sample_counter](#)
- class [Gnss_Sdr_Supl_Client](#)
class that implements a C++ interface to external Secure User Location Protocol (SUPL) client library..
- class [gnss_sdr_time_counter](#)
- class [INIReader](#)
Read an INI file into easy-to-access name/value pairs. (Note that I've gone for simplicity here rather than speed, but it should be pretty decent.)
- class [nav_message_monitor](#)
GNU Radio block that receives asynchronous [Nav_Message_Packet](#) objects from the telemetry blocks and sends them via UDP.
- class [Nav_Message_Packet](#)
- class [Nav_Message_Udp_Sink](#)
- class [StringConverter](#)
Class that interprets the contents of a string and converts it into different types.

Macros

- `#define INI_ALLOW_MULTILINE 1`

Typedefs

- using `channel_event_sptr` = `std::shared_ptr< Channel_Event >`
- using `channel_status_msg_receiver_sptr` = `gnss_shared_ptr< channel_status_msg_receiver >`
- using `command_event_sptr` = `std::shared_ptr< Command_Event >`
- using `galileo_e6_has_msg_receiver_sptr` = `gnss_shared_ptr< galileo_e6_has_msg_receiver >`
- using `gnss_sdr_fpga_sample_counter_sptr` = `gnss_shared_ptr< gnss_sdr_fpga_sample_counter >`
- using `gnss_sdr_sample_counter_sptr` = `gnss_shared_ptr< gnss_sdr_sample_counter >`
- using `gnss_sdr_time_counter_sptr` = `std::shared_ptr< gnss_sdr_time_counter >`
- using `nav_message_monitor_sptr` = `gnss_shared_ptr< nav_message_monitor >`
- using `b_io_context` = `boost::asio::io_service`

Functions

- channel_event_sptr **channel_event_make** (int channel_id, int event_type)
- channel_status_msg_receiver_sptr **channel_status_msg_receiver_make** ()
- command_event_sptr **command_event_make** (int command_id, int event_type)
- galileo_e6_has_msg_receiver_sptr **galileo_e6_has_msg_receiver_make** ()
- gnss_sdr_fpga_sample_counter_sptr **gnss_sdr_make_fpga_sample_counter** (double _fs, int32_t _interval_ms)
- gnss_sdr_sample_counter_sptr **gnss_sdr_make_sample_counter** (double _fs, int32_t _interval_ms, size_t _size)
- gnss_sdr_time_counter_sptr **gnss_sdr_make_time_counter** ()
- int **ini_parse** (const char *filename, int(*handler)(void *user, const char *section, const char *name, const char *value), void *user)

Parse given INI-style file. May have [section]s, name=value pairs (whitespace stripped), and comments starting with ';' (semicolon). Section is "" if name=value pair parsed before any section heading.
- nav_message_monitor_sptr **nav_message_monitor_make** (const std::vector< std::string > &addresses, uint16_t port)
- const std::string **uio_dir** ("/sys/class/uio/")
- const std::string **uio_filename** ("uio")
- const std::string **uio_subdir_name** ("/name")
- int32_t **find_uio_dev_file_name** (std::string &device_file_name, const std::string &device_name, uint32_t device_num)

This function finds the uio device driver device file name out of the device name and the device number.

9.46.1 Detailed Description

Utilities for the core GNSS receiver.

9.46.2 Function Documentation

9.46.2.1 find_uio_dev_file_name()

```
int32_t find_uio_dev_file_name (
    std::string & device_file_name,
    const std::string & device_name,
    uint32_t device_num )
```

This function finds the uio device driver device file name out of the device name and the device number.

9.46.2.2 ini_parse()

```
int ini_parse (
    const char * filename,
    int(*) (void *user, const char *section, const char *name, const char *value) handler,
    void * user )
```

Parse given INI-style file. May have [section]s, name=value pairs (whitespace stripped), and comments starting with ';' (semicolon). Section is "" if name=value pair parsed before any section heading.

For each name=value pair parsed, call handler function with given user pointer as well as section, name, and value (data only valid for duration of handler call). Handler should return nonzero on success, zero on error.

Returns 0 on success, line number of first error on parse error, on -1 on file open error.

9.47 core_monitor

Classes

- class [gnss_synchro_monitor](#)

This class implements a monitoring block which allows sending a data stream with the receiver internal parameters ([Gnss_Synchro](#) objects) to local or remote clients over UDP.

- class [Gnss_Synchro_Udp_Sink](#)

This class sends serialized [Gnss_Synchro](#) objects over UDP to one or multiple endpoints.

Typedefs

- using **gnss_synchro_monitor_sptr** = gnss_shared_ptr< [gnss_synchro_monitor](#) >
- using **b_io_context** = boost::asio::io_service

Functions

- gnss_synchro_monitor_sptr **gnss_synchro_make_monitor** (int n_channels, int decimation_factor, int udp_port, const std::vector< std::string > &udp_addresses, bool enable_protobuf)

9.47.1 Detailed Description

Classes for the [Gnss_Synchro](#) monitor.

9.48 core_receiver

Classes

- class [Concurrent_Map< Data >](#)

This class implements a thread-safe `std::map`.

- class [Concurrent_Queue< Data >](#)

This class implements a thread-safe `std::queue`.

- class [ControlThread](#)

This class represents the main thread of the application, so the name is [ControlThread](#). This is the GNSS Receiver Control Plane: it connects the flowgraph, starts running it, and while it does not stop, reads the control messages generated by the blocks, processes them, and applies the corresponding actions.

- class [FileConfiguration](#)

This class is an implementation of the interface [ConfigurationInterface](#).

- class [GNSSBlockFactory](#)

Class that produces all kinds of GNSS blocks.

- class [GNSSFlowgraph](#)

This class represents a GNSS flow graph.

- class [InMemoryConfiguration](#)

This class is an implementation of the interface [ConfigurationInterface](#).

- class [TcpCmdInterface](#)

9.48.1 Detailed Description

Classes for the core GNSS receiver.

9.49 core_system_parameters

Classes

- class [Agnss_Ref_Location](#)
Interface of an Assisted GNSS REFERENCE LOCATION storage.
- class [Agnss_Ref_Time](#)
Interface of an Assisted GNSS REFERENCE TIME storage.
- class [Beidou_Dnav_Almanac](#)
This class is a storage for the BeiDou D1 almanac.
- class [Beidou_Dnav_Ephemeris](#)
This is a storage class for the Beidou SV ephemeris data as described in BeiDou Navigation Satellite System Signal In Space Interface Control Document Open Service Signal B1I (Version 3.0)
- class [Beidou_Dnav_Iono](#)
This class is a storage for the BEIDOU IONOSPHERIC data as described in ICD v2.1.
- class [Beidou_Dnav_Navigation_Message](#)
This class decodes a BeiDou D1 NAV Data message.
- class [Beidou_Dnav_Utc_Model](#)
This class is a storage for the BeiDou DNAV UTC Model.
- class [Galileo_Almanac](#)
This class is a storage for the Galileo SV ALMANAC data.
- class [Galileo_Almanac_Helper](#)
This class is a storage for the GALILEO ALMANAC data as described in GALILEO ICD.
- class [Galileo_Cnav_Message](#)
This class handles the Galileo CNAV Data message, as described in the Galileo High Accuracy Service E6-B Signal-In-Space Message Specification v1.2 (April 2020)
- class [Galileo_Ephemeris](#)
This class is a storage and orbital model functions for the Galileo SV ephemeris data as described in Galileo ICD paragraph 5.1.1.
- class [Galileo_Fnav_Message](#)
This class handles the Galileo F/NAV Data message, as described in the Galileo Open Service Signal in Space Interface Control Document (OS SIS ICD), Issue 2.0 (Jan. 2021). See https://www.gsc-europa.eu/sites/default/files/sites/all/files/Galileo_OS_SIS_ICD_v2.0.pdf.
- struct [mt1_header](#)
- class [Galileo_HAS_data](#)
This class is a storage for Galileo HAS message type 1, as defined in Galileo High Accuracy Service E6-B Signal-In-Space Message Specification v1.2 (April 2020).
- class [Galileo_HAS_page](#)
This class is a storage for Galileo HAS message page, as defined in Galileo High Accuracy Service E6-B Signal-In-Space Message Specification v1.2 (April 2020).
- class [Galileo_Inav_Message](#)
This class handles the Galileo I/NAV Data message, as described in the Galileo Open Service Signal in Space Interface Control Document (OS SIS ICD), Issue 2.0 (Jan. 2021). See https://www.gsc-europa.eu/sites/default/files/sites/all/files/Galileo_OS_SIS_ICD_v2.0.pdf.
- class [Galileo_Iono](#)
This class is a storage for the GALILEO IONOSPHERIC data as described in Galileo ICD paragraph 5.1.6.
- class [Galileo_Reduced_CED](#)
This class manages the Galileo Reduced Clock and Ephemeris Data.
- class [Galileo_Utc_Model](#)
This class is a storage for the GALILEO UTC MODEL data as described in Galileo ICD https://www.gsc-europa.eu/sites/default/files/sites/all/files/Galileo_OS_SIS_ICD_v2.0.pdf paragraph 5.1.7.
- class [Glonass_Gnav_Almanac](#)

- This class is a storage for the GLONASS SV ALMANAC data as described GLONASS ICD (Edition 5.1)*

 - class [Glonass_Gnav_Ephemeris](#)

This class is a storage and orbital model functions for the GLONASS SV ephemeris data as described in GLONASS ICD (Edition 5.1)
 - class [Glonass_Gnav_Navigation_Message](#)

This class decodes a GLONASS GNAV Data message as described in GLONASS ICD (Edition 5.1)
 - class [Glonass_Gnav_Utc_Model](#)

This class is a storage for the GLONASS GNAV UTC MODEL data as described in GLONASS ICD (Edition 5.1)
 - class [Gnss_Almanac](#)

Base class for GNSS almanac storage.
 - class [Gnss_Satellite](#)

This class represents a GNSS satellite.
 - class [Gnss_Signal](#)

This class represents a GNSS signal.
 - class [Gnss_Synchro](#)

This is the class that contains the information that is shared by the processing blocks.
 - class [Gps_Acq_Assist](#)

This class is a storage for the GPS GSM RRLP acquisition assistance data as described in Digital cellular telecommunications system (Phase 2+); Location Services (LCS); Mobile Station (MS) - Serving Mobile Location Centre (SMLC) Radio Resource LCS Protocol (RRLP) (3GPP TS 44.031 version 5.12.0 Release 5)
 - class [Gps_Almanac](#)

This class is a storage for the GPS SV ALMANAC data as described in IS-GPS-200M.
 - class [Gps_CNAV_Ephemeris](#)

This is a storage class for the GPS CNAV ephemeris data as described in IS-GPS-200M.
 - class [Gps_CNAV_Iono](#)

This class is a storage for the GPS IONOSPHERIC data as described in IS-GPS-200M.
 - class [Gps_CNAV_Navigation_Message](#)

This class decodes a GPS CNAV Data message as described in IS-GPS-200M.
 - class [Gps_CNAV_Utc_Model](#)

This class is a storage for the GPS UTC MODEL data as described in in IS-GPS-200M.
 - class [Gps_Ephemeris](#)

This class is a storage and orbital model functions for the GPS SV ephemeris data as described in IS-GPS-200M.
 - class [Gps_Iono](#)

This class is a storage for the GPS IONOSPHERIC data as described in IS-GPS-200M.
 - class [Gps_Navigation_Message](#)

This class decodes a GPS NAV Data message as described in IS-GPS-200M.
 - class [Gps_Utc_Model](#)

This class is a storage for the GPS UTC MODEL data as described in IS-GPS-200M.
 - class [ReedSolomon](#)

Class implementing a Reed-Solomon encoder and decoder RS(255,K,d) where k=255-nroots is the information vector length and d=nroots+1 is the minimum Hamming distance, with symbols of 8 bits. It allows shortened RS codes.
 - class [Sbas_Ephemeris](#)

This class stores SBAS SV ephemeris data.

Macros

- `#define DISPLAY_COLORS 1`
- `#define GLONASS_GNAV_PREAMBLE`

Functions

- `const std::vector< std::pair< int32_t, int32_t > > D1_PRE {{{1, 1}}}`
- `const std::vector< std::pair< int32_t, int32_t > > D1_FRAID {{{16, 3}}}`
- `const std::vector< std::pair< int32_t, int32_t > > D1_SOW {{{19, 8}, {31, 12}}}`
- `const std::vector< std::pair< int32_t, int32_t > > D1_PNUM {{{44, 7}}}`
- `const std::vector< std::pair< int32_t, int32_t > > D1_SAT_H1 {{{43, 1}}}`
- `const std::vector< std::pair< int32_t, int32_t > > D1_AODC {{{44, 5}}}`
- `const std::vector< std::pair< int32_t, int32_t > > D1_URAI {{{49, 4}}}`
- `const std::vector< std::pair< int32_t, int32_t > > D1_WN {{{61, 13}}}`
- `const std::vector< std::pair< int32_t, int32_t > > D1_TOC {{{74, 9}, {91, 8}}}`
- `const std::vector< std::pair< int32_t, int32_t > > D1_TGD1 {{{99, 10}}}`
- `const std::vector< std::pair< int32_t, int32_t > > D1_TGD2 {{{109, 4}, {121, 6}}}`
- `const std::vector< std::pair< int32_t, int32_t > > D1_ALPHA0 {{{127, 8}}}`
- `const std::vector< std::pair< int32_t, int32_t > > D1_ALPHA1 {{{135, 8}}}`
- `const std::vector< std::pair< int32_t, int32_t > > D1_ALPHA2 {{{151, 8}}}`
- `const std::vector< std::pair< int32_t, int32_t > > D1_ALPHA3 {{{159, 8}}}`
- `const std::vector< std::pair< int32_t, int32_t > > D1_BETA0 {{{167, 6}, {181, 2}}}`
- `const std::vector< std::pair< int32_t, int32_t > > D1_BETA1 {{{183, 8}}}`
- `const std::vector< std::pair< int32_t, int32_t > > D1_BETA2 {{{191, 8}}}`
- `const std::vector< std::pair< int32_t, int32_t > > D1_BETA3 {{{199, 4}, {211, 4}}}`
- `const std::vector< std::pair< int32_t, int32_t > > D1_A2 {{{215, 11}}}`
- `const std::vector< std::pair< int32_t, int32_t > > D1_A0 {{{226, 7}, {241, 17}}}`
- `const std::vector< std::pair< int32_t, int32_t > > D1_A1 {{{258, 5}, {271, 17}}}`
- `const std::vector< std::pair< int32_t, int32_t > > D1_AODE {{{288, 5}}}`
- `const std::vector< std::pair< int32_t, int32_t > > D1_DELTA_N {{{43, 10}, {61, 6}}}`
- `const std::vector< std::pair< int32_t, int32_t > > D1_CUC {{{67, 16}, {91, 2}}}`
- `const std::vector< std::pair< int32_t, int32_t > > D1_M0 {{{93, 20}, {121, 12}}}`
- `const std::vector< std::pair< int32_t, int32_t > > D1_E {{{133, 10}, {151, 22}}}`
- `const std::vector< std::pair< int32_t, int32_t > > D1_CUS {{{181, 18}}}`
- `const std::vector< std::pair< int32_t, int32_t > > D1_CRC {{{199, 4}, {211, 14}}}`
- `const std::vector< std::pair< int32_t, int32_t > > D1_CRS {{{225, 8}, {241, 10}}}`
- `const std::vector< std::pair< int32_t, int32_t > > D1_SQRT_A {{{251, 12}, {271, 20}}}`
- `const std::vector< std::pair< int32_t, int32_t > > D1_TOE_SF2 {{{291, 2}}}`
- `const std::vector< std::pair< int32_t, int32_t > > D1_TOE_SF3 {{{43, 10}, {61, 5}}}`
- `const std::vector< std::pair< int32_t, int32_t > > D1_I0 {{{66, 17}, {91, 15}}}`
- `const std::vector< std::pair< int32_t, int32_t > > D1_CIC {{{106, 7}, {121, 11}}}`
- `const std::vector< std::pair< int32_t, int32_t > > D1_OMEGA_DOT {{{132, 11}, {151, 13}}}`
- `const std::vector< std::pair< int32_t, int32_t > > D1_CIS {{{164, 9}, {181, 9}}}`
- `const std::vector< std::pair< int32_t, int32_t > > D1_IDOT {{{190, 13}, {211, 11}}}`
- `const std::vector< std::pair< int32_t, int32_t > > D1_OMEGA0 {{{212, 21}, {241, 11}}}`
- `const std::vector< std::pair< int32_t, int32_t > > D1_OMEGA {{{252, 11}, {271, 21}}}`
- `const std::vector< std::pair< int32_t, int32_t > > D1_SQRT_A_ALMANAC {{{51, 2}, {61, 22}}}`
- `const std::vector< std::pair< int32_t, int32_t > > D1_A1_ALMANAC {{{91, 11}}}`
- `const std::vector< std::pair< int32_t, int32_t > > D1_A0_ALMANAC {{{102, 11}}}`
- `const std::vector< std::pair< int32_t, int32_t > > D1_OMEGA0_ALMANAC {{{121, 22}, {151, 2}}}`
- `const std::vector< std::pair< int32_t, int32_t > > D1_E_ALMANAC {{{153, 17}}}`
- `const std::vector< std::pair< int32_t, int32_t > > D1_DELTA_I {{{170, 3}, {181, 13}}}`
- `const std::vector< std::pair< int32_t, int32_t > > D1_TOA {{{194, 8}}}`
- `const std::vector< std::pair< int32_t, int32_t > > D1_OMEGA_DOT_ALMANAC {{{202, 1}, {211, 16}}}`
- `const std::vector< std::pair< int32_t, int32_t > > D1_OMEGA_ALMANAC {{{227, 6}, {241, 18}}}`
- `const std::vector< std::pair< int32_t, int32_t > > D1_M0_ALMANAC {{{259, 4}, {271, 20}}}`
- `const std::vector< std::pair< int32_t, int32_t > > D1_HEA1 {{{51, 2}, {61, 7}}}`
- `const std::vector< std::pair< int32_t, int32_t > > D1_HEA2 {{{68, 9}}}`
- `const std::vector< std::pair< int32_t, int32_t > > D1_HEA3 {{{77, 6}, {91, 3}}}`

- `const std::vector< std::pair< int32_t, int32_t > > D1_HEA4 {{{94, 9}}}`
- `const std::vector< std::pair< int32_t, int32_t > > D1_HEA5 {{{103, 9}}}`
- `const std::vector< std::pair< int32_t, int32_t > > D1_HEA6 {{{112, 1}, {121, 8}}}`
- `const std::vector< std::pair< int32_t, int32_t > > D1_HEA7 {{{129, 9}}}`
- `const std::vector< std::pair< int32_t, int32_t > > D1_HEA8 {{{138, 5}, {151, 4}}}`
- `const std::vector< std::pair< int32_t, int32_t > > D1_HEA9 {{{155, 9}}}`
- `const std::vector< std::pair< int32_t, int32_t > > D1_HEA10 {{{164, 9}}}`
- `const std::vector< std::pair< int32_t, int32_t > > D1_HEA11 {{{181, 9}}}`
- `const std::vector< std::pair< int32_t, int32_t > > D1_HEA12 {{{190, 9}}}`
- `const std::vector< std::pair< int32_t, int32_t > > D1_HEA13 {{{199, 4}, {211, 5}}}`
- `const std::vector< std::pair< int32_t, int32_t > > D1_HEA14 {{{216, 9}}}`
- `const std::vector< std::pair< int32_t, int32_t > > D1_HEA15 {{{225, 8}, {241, 1}}}`
- `const std::vector< std::pair< int32_t, int32_t > > D1_HEA16 {{{242, 9}}}`
- `const std::vector< std::pair< int32_t, int32_t > > D1_HEA17 {{{251, 9}}}`
- `const std::vector< std::pair< int32_t, int32_t > > D1_HEA18 {{{260, 3}, {271, 6}}}`
- `const std::vector< std::pair< int32_t, int32_t > > D1_HEA19 {{{277, 9}}}`
- `const std::vector< std::pair< int32_t, int32_t > > D1_HEA20 {{{51, 2}, {61, 7}}}`
- `const std::vector< std::pair< int32_t, int32_t > > D1_HEA21 {{{68, 9}}}`
- `const std::vector< std::pair< int32_t, int32_t > > D1_HEA22 {{{77, 6}, {91, 3}}}`
- `const std::vector< std::pair< int32_t, int32_t > > D1_HEA23 {{{94, 9}}}`
- `const std::vector< std::pair< int32_t, int32_t > > D1_HEA24 {{{103, 9}}}`
- `const std::vector< std::pair< int32_t, int32_t > > D1_HEA25 {{{112, 1}, {121, 8}}}`
- `const std::vector< std::pair< int32_t, int32_t > > D1_HEA26 {{{129, 9}}}`
- `const std::vector< std::pair< int32_t, int32_t > > D1_HEA27 {{{138, 5}, {151, 4}}}`
- `const std::vector< std::pair< int32_t, int32_t > > D1_HEA28 {{{155, 9}}}`
- `const std::vector< std::pair< int32_t, int32_t > > D1_HEA29 {{{164, 9}}}`
- `const std::vector< std::pair< int32_t, int32_t > > D1_HEA30 {{{181, 9}}}`
- `const std::vector< std::pair< int32_t, int32_t > > D1_WNA {{{190, 8}}}`
- `const std::vector< std::pair< int32_t, int32_t > > D1_TOA2 {{{198, 5}, {211, 3}}}`
- `const std::vector< std::pair< int32_t, int32_t > > D1_A0GPS {{{97, 14}}}`
- `const std::vector< std::pair< int32_t, int32_t > > D1_A1GPS {{{111, 2}, {121, 14}}}`
- `const std::vector< std::pair< int32_t, int32_t > > D1_A0GAL {{{135, 8}, {151, 6}}}`
- `const std::vector< std::pair< int32_t, int32_t > > D1_A1GAL {{{157, 16}}}`
- `const std::vector< std::pair< int32_t, int32_t > > D1_A0GLO {{{181, 14}}}`
- `const std::vector< std::pair< int32_t, int32_t > > D1_A1GLO {{{195, 8}, {211, 8}}}`
- `const std::vector< std::pair< int32_t, int32_t > > D1_DELTA_T_LS {{{51, 2}, {61, 6}}}`
- `const std::vector< std::pair< int32_t, int32_t > > D1_DELTA_T_LSF {{{67, 8}}}`
- `const std::vector< std::pair< int32_t, int32_t > > D1_WN_LSF {{{75, 8}}}`
- `const std::vector< std::pair< int32_t, int32_t > > D1_A0UTC {{{91, 22}, {121, 10}}}`
- `const std::vector< std::pair< int32_t, int32_t > > D1_A1UTC {{{131, 12}, {151, 12}}}`
- `const std::vector< std::pair< int32_t, int32_t > > D1_DN {{{163, 8}}}`
- `const std::vector< std::pair< int32_t, int32_t > > D2_PRE {{{1, 11}}}`
- `const std::vector< std::pair< int32_t, int32_t > > D2_FRAID {{{16, 3}}}`
- `const std::vector< std::pair< int32_t, int32_t > > D2_SOW {{{19, 8}, {31, 12}}}`
- `const std::vector< std::pair< int32_t, int32_t > > D2_PNUM {{{43, 4}}}`
- `const std::vector< std::pair< int32_t, int32_t > > D2_SAT_H1 {{{47, 1}}}`
- `const std::vector< std::pair< int32_t, int32_t > > D2_AODC {{{48, 5}}}`
- `const std::vector< std::pair< int32_t, int32_t > > D2_URAI {{{61, 4}}}`
- `const std::vector< std::pair< int32_t, int32_t > > D2_WN {{{65, 13}}}`
- `const std::vector< std::pair< int32_t, int32_t > > D2_TOC {{{78, 5}, {91, 12}}}`
- `const std::vector< std::pair< int32_t, int32_t > > D2_TGD1 {{{103, 10}}}`
- `const std::vector< std::pair< int32_t, int32_t > > D2_TGD2 {{{121, 10}}}`
- `const std::vector< std::pair< int32_t, int32_t > > D2_ALPHA0 {{{47, 6}, {61, 2}}}`
- `const std::vector< std::pair< int32_t, int32_t > > D2_ALPHA1 {{{63, 8}}}`
- `const std::vector< std::pair< int32_t, int32_t > > D2_ALPHA2 {{{71, 8}}}`

- `const std::vector< std::pair< int32_t, int32_t > > D2_ALPHA3 ({79, 4}, {91, 4})`
- `const std::vector< std::pair< int32_t, int32_t > > D2_BETA0 ({95, 8})`
- `const std::vector< std::pair< int32_t, int32_t > > D2_BETA1 ({103, 8})`
- `const std::vector< std::pair< int32_t, int32_t > > D2_BETA2 ({111, 2}, {121, 6})`
- `const std::vector< std::pair< int32_t, int32_t > > D2_BETA3 ({127, 8})`
- `const std::vector< std::pair< int32_t, int32_t > > D2_A0 ({101, 12}, {121, 12})`
- `const std::vector< std::pair< int32_t, int32_t > > D2_A1_MSB ({133, 4})`
- `const std::vector< std::pair< int32_t, int32_t > > D2_A1_LSB ({47, 6}, {61, 12})`
- `const std::vector< std::pair< int32_t, int32_t > > D2_A1 ({279, 22})`
- `const std::vector< std::pair< int32_t, int32_t > > D2_A2 ({73, 10}, {91, 1})`
- `const std::vector< std::pair< int32_t, int32_t > > D2_AODE ({92, 5})`
- `const std::vector< std::pair< int32_t, int32_t > > D2_DELTA_N ({97, 16})`
- `const std::vector< std::pair< int32_t, int32_t > > D2_CUC_MSB ({121, 14})`
- `const std::vector< std::pair< int32_t, int32_t > > D2_CUC_LSB ({47, 4})`
- `const std::vector< std::pair< int32_t, int32_t > > D2_CUC ({283, 18})`
- `const std::vector< std::pair< int32_t, int32_t > > D2_M0 ({51, 2}, {61, 22}, {91, 8})`
- `const std::vector< std::pair< int32_t, int32_t > > D2_CUS ({99, 14}, {121, 4})`
- `const std::vector< std::pair< int32_t, int32_t > > D2_E_MSB ({125, 10})`
- `const std::vector< std::pair< int32_t, int32_t > > D2_E_LSB ({47, 6}, {61, 16})`
- `const std::vector< std::pair< int32_t, int32_t > > D2_SQRT_A ({77, 6}, {91, 22}, {121, 4})`
- `const std::vector< std::pair< int32_t, int32_t > > D2_CIC_MSB ({125, 10})`
- `const std::vector< std::pair< int32_t, int32_t > > D2_CIC_LSB ({47, 6}, {61, 2})`
- `const std::vector< std::pair< int32_t, int32_t > > D2_CIC ({283, 18})`
- `const std::vector< std::pair< int32_t, int32_t > > D2_CIS ({63, 18})`
- `const std::vector< std::pair< int32_t, int32_t > > D2_TOE ({81, 2}, {91, 15})`
- `const std::vector< std::pair< int32_t, int32_t > > D2_I0_MSB ({106, 7}, {121, 14})`
- `const std::vector< std::pair< int32_t, int32_t > > D2_I0_LSB ({47, 6}, {61, 5})`
- `const std::vector< std::pair< int32_t, int32_t > > D2_I0 ({269, 32})`
- `const std::vector< std::pair< int32_t, int32_t > > D2_CRC ({66, 17}, {91, 1})`
- `const std::vector< std::pair< int32_t, int32_t > > D2_CRS ({92, 18})`
- `const std::vector< std::pair< int32_t, int32_t > > D2_OMEGA_DOT_MSB ({110, 3}, {121, 16})`
- `const std::vector< std::pair< int32_t, int32_t > > D2_OMEGA_DOT_LSB ({47, 5})`
- `const std::vector< std::pair< int32_t, int32_t > > D2_OMEGA_DOT ({277, 24})`
- `const std::vector< std::pair< int32_t, int32_t > > D2_OMEGA0 ({52, 1}, {61, 22}, {91, 9})`
- `const std::vector< std::pair< int32_t, int32_t > > D2_OMEGA_MSB ({100, 13}, {121, 14})`
- `const std::vector< std::pair< int32_t, int32_t > > D2_OMEGA_LSB ({47, 5})`
- `const std::vector< std::pair< int32_t, int32_t > > D2_OMEGA ({269, 32})`
- `const std::vector< std::pair< int32_t, int32_t > > D2_IDOT ({52, 1}, {61, 13})`
- `const std::pair< int32_t, int32_t > GALILEO_HAS_STATUS ({1, 2})`
- `const std::pair< int32_t, int32_t > GALILEO_HAS_RESERVED ({3, 2})`
- `const std::pair< int32_t, int32_t > GALILEO_HAS_MESSAGE_TYPE ({5, 2})`
- `const std::pair< int32_t, int32_t > GALILEO_HAS_MESSAGE_ID ({7, 5})`
- `const std::pair< int32_t, int32_t > GALILEO_HAS_MESSAGE_SIZE ({12, 5})`
- `const std::pair< int32_t, int32_t > GALILEO_HAS_MESSAGE_PAGE_ID ({17, 8})`
- `const std::pair< int32_t, int32_t > GALILEO_MT1_HEADER_TOH ({1, 12})`
- `const std::pair< int32_t, int32_t > GALILEO_MT1_HEADER_MASK_FLAG ({13, 1})`
- `const std::pair< int32_t, int32_t > GALILEO_MT1_HEADER_ORBIT_CORRECTION_FLAG ({14, 1})`
- `const std::pair< int32_t, int32_t > GALILEO_MT1_HEADER_CLOCK_FULLSET_FLAG ({15, 1})`
- `const std::pair< int32_t, int32_t > GALILEO_MT1_HEADER_CLOCK_SUBSET_FLAG ({16, 1})`
- `const std::pair< int32_t, int32_t > GALILEO_MT1_HEADER_CODE_BIAS_FLAG ({17, 1})`
- `const std::pair< int32_t, int32_t > GALILEO_MT1_HEADER_PHASE_BIAS_FLAG ({18, 1})`
- `const std::pair< int32_t, int32_t > GALILEO_MT1_HEADER_URA_FLAG ({19, 1})`
- `const std::pair< int32_t, int32_t > GALILEO_MT1_HEADER_MASK_ID ({23, 5})`
- `const std::pair< int32_t, int32_t > GALILEO_MT1_HEADER_IOD_ID ({28, 5})`
- `const std::vector< std::pair< int32_t, int32_t > > FNAV_PAGE_TYPE_BIT ({1, 6})`

- `const std::vector< std::pair< int32_t, int32_t > > FNAV_SV_ID_PRN_1_BIT ({7, 6})`
- `const std::vector< std::pair< int32_t, int32_t > > FNAV_IO_DNAV_1_BIT ({13, 10})`
- `const std::vector< std::pair< int32_t, int32_t > > FNAV_T0C_1_BIT ({23, 14})`
- `const std::vector< std::pair< int32_t, int32_t > > FNAV_AF0_1_BIT ({37, 31})`
- `const std::vector< std::pair< int32_t, int32_t > > FNAV_AF1_1_BIT ({68, 21})`
- `const std::vector< std::pair< int32_t, int32_t > > FNAV_AF2_1_BIT ({89, 6})`
- `const std::vector< std::pair< int32_t, int32_t > > FNAV_SISA_1_BIT ({95, 8})`
- `const std::vector< std::pair< int32_t, int32_t > > FNAV_AI0_1_BIT ({103, 11})`
- `const std::vector< std::pair< int32_t, int32_t > > FNAV_AI1_1_BIT ({114, 11})`
- `const std::vector< std::pair< int32_t, int32_t > > FNAV_AI2_1_BIT ({125, 14})`
- `const std::vector< std::pair< int32_t, int32_t > > FNAV_REGION1_1_BIT ({139, 1})`
- `const std::vector< std::pair< int32_t, int32_t > > FNAV_REGION2_1_BIT ({140, 1})`
- `const std::vector< std::pair< int32_t, int32_t > > FNAV_REGION3_1_BIT ({141, 1})`
- `const std::vector< std::pair< int32_t, int32_t > > FNAV_REGION4_1_BIT ({142, 1})`
- `const std::vector< std::pair< int32_t, int32_t > > FNAV_REGION5_1_BIT ({143, 1})`
- `const std::vector< std::pair< int32_t, int32_t > > FNAV_BGD_1_BIT ({144, 10})`
- `const std::vector< std::pair< int32_t, int32_t > > FNAV_E5AHS_1_BIT ({154, 2})`
- `const std::vector< std::pair< int32_t, int32_t > > FNAV_WN_1_BIT ({156, 12})`
- `const std::vector< std::pair< int32_t, int32_t > > FNAV_TOW_1_BIT ({168, 20})`
- `const std::vector< std::pair< int32_t, int32_t > > FNAV_E5ADVS_1_BIT ({188, 1})`
- `const std::vector< std::pair< int32_t, int32_t > > FNAV_IO_DNAV_2_BIT ({7, 10})`
- `const std::vector< std::pair< int32_t, int32_t > > FNAV_M0_2_BIT ({17, 32})`
- `const std::vector< std::pair< int32_t, int32_t > > FNAV_OMEGADOT_2_BIT ({49, 24})`
- `const std::vector< std::pair< int32_t, int32_t > > FNAV_E_2_BIT ({73, 32})`
- `const std::vector< std::pair< int32_t, int32_t > > FNAV_A12_2_BIT ({105, 32})`
- `const std::vector< std::pair< int32_t, int32_t > > FNAV_OMEGA0_2_BIT ({137, 32})`
- `const std::vector< std::pair< int32_t, int32_t > > FNAV_IDOT_2_BIT ({169, 14})`
- `const std::vector< std::pair< int32_t, int32_t > > FNAV_WN_2_BIT ({183, 12})`
- `const std::vector< std::pair< int32_t, int32_t > > FNAV_TOW_2_BIT ({195, 20})`
- `const std::vector< std::pair< int32_t, int32_t > > FNAV_IO_DNAV_3_BIT ({7, 10})`
- `const std::vector< std::pair< int32_t, int32_t > > FNAV_I0_3_BIT ({17, 32})`
- `const std::vector< std::pair< int32_t, int32_t > > FNAV_W_3_BIT ({49, 32})`
- `const std::vector< std::pair< int32_t, int32_t > > FNAV_DELTAN_3_BIT ({81, 16})`
- `const std::vector< std::pair< int32_t, int32_t > > FNAV_CUC_3_BIT ({97, 16})`
- `const std::vector< std::pair< int32_t, int32_t > > FNAV_CUS_3_BIT ({113, 16})`
- `const std::vector< std::pair< int32_t, int32_t > > FNAV_CRC_3_BIT ({129, 16})`
- `const std::vector< std::pair< int32_t, int32_t > > FNAV_CRS_3_BIT ({145, 16})`
- `const std::vector< std::pair< int32_t, int32_t > > FNAV_T0E_3_BIT ({161, 14})`
- `const std::vector< std::pair< int32_t, int32_t > > FNAV_WN_3_BIT ({175, 12})`
- `const std::vector< std::pair< int32_t, int32_t > > FNAV_TOW_3_BIT ({187, 20})`
- `const std::vector< std::pair< int32_t, int32_t > > FNAV_IO_DNAV_4_BIT ({7, 10})`
- `const std::vector< std::pair< int32_t, int32_t > > FNAV_CIC_4_BIT ({17, 16})`
- `const std::vector< std::pair< int32_t, int32_t > > FNAV_CIS_4_BIT ({33, 16})`
- `const std::vector< std::pair< int32_t, int32_t > > FNAV_A0_4_BIT ({49, 32})`
- `const std::vector< std::pair< int32_t, int32_t > > FNAV_A1_4_BIT ({81, 24})`
- `const std::vector< std::pair< int32_t, int32_t > > FNAV_DELTATLS_4_BIT ({105, 8})`
- `const std::vector< std::pair< int32_t, int32_t > > FNAV_T0T_4_BIT ({113, 8})`
- `const std::vector< std::pair< int32_t, int32_t > > FNAV_W_NOT_4_BIT ({121, 8})`
- `const std::vector< std::pair< int32_t, int32_t > > FNAV_W_NLSF_4_BIT ({129, 8})`
- `const std::vector< std::pair< int32_t, int32_t > > FNAV_DN_4_BIT ({137, 3})`
- `const std::vector< std::pair< int32_t, int32_t > > FNAV_DELTATLSF_4_BIT ({140, 8})`
- `const std::vector< std::pair< int32_t, int32_t > > FNAV_T0G_4_BIT ({148, 8})`
- `const std::vector< std::pair< int32_t, int32_t > > FNAV_A0G_4_BIT ({156, 16})`
- `const std::vector< std::pair< int32_t, int32_t > > FNAV_A1G_4_BIT ({172, 12})`
- `const std::vector< std::pair< int32_t, int32_t > > FNAV_W_N0G_4_BIT ({184, 6})`

- const std::vector< std::pair< int32_t, int32_t > > **FNAV_TOW_4_BIT** ({{{190, 20}}})
- const std::vector< std::pair< int32_t, int32_t > > **FNAV_IO_DA_5_BIT** ({{{7, 4}}})
- const std::vector< std::pair< int32_t, int32_t > > **FNAV_W_NA_5_BIT** ({{{11, 2}}})
- const std::vector< std::pair< int32_t, int32_t > > **FNAV_T0A_5_BIT** ({{{13, 10}}})
- const std::vector< std::pair< int32_t, int32_t > > **FNAV_SVI_D1_5_BIT** ({{{23, 6}}})
- const std::vector< std::pair< int32_t, int32_t > > **FNAV_DELTA12_1_5_BIT** ({{{29, 13}}})
- const std::vector< std::pair< int32_t, int32_t > > **FNAV_E_1_5_BIT** ({{{42, 11}}})
- const std::vector< std::pair< int32_t, int32_t > > **FNAV_W_1_5_BIT** ({{{53, 16}}})
- const std::vector< std::pair< int32_t, int32_t > > **FNAV_DELTAI_1_5_BIT** ({{{69, 11}}})
- const std::vector< std::pair< int32_t, int32_t > > **FNAV_OMEGA0_1_5_BIT** ({{{80, 16}}})
- const std::vector< std::pair< int32_t, int32_t > > **FNAV_OMEGADOT_1_5_BIT** ({{{96, 11}}})
- const std::vector< std::pair< int32_t, int32_t > > **FNAV_M0_1_5_BIT** ({{{107, 16}}})
- const std::vector< std::pair< int32_t, int32_t > > **FNAV_AF0_1_5_BIT** ({{{123, 16}}})
- const std::vector< std::pair< int32_t, int32_t > > **FNAV_AF1_1_5_BIT** ({{{139, 13}}})
- const std::vector< std::pair< int32_t, int32_t > > **FNAV_E5AHS_1_5_BIT** ({{{152, 2}}})
- const std::vector< std::pair< int32_t, int32_t > > **FNAV_SVI_D2_5_BIT** ({{{154, 6}}})
- const std::vector< std::pair< int32_t, int32_t > > **FNAV_DELTA12_2_5_BIT** ({{{160, 13}}})
- const std::vector< std::pair< int32_t, int32_t > > **FNAV_E_2_5_BIT** ({{{173, 11}}})
- const std::vector< std::pair< int32_t, int32_t > > **FNAV_W_2_5_BIT** ({{{184, 16}}})
- const std::vector< std::pair< int32_t, int32_t > > **FNAV_DELTAI_2_5_BIT** ({{{200, 11}}})
- const std::vector< std::pair< int32_t, int32_t > > **FNAV_IO_DA_6_BIT** ({{{7, 4}}})
- const std::vector< std::pair< int32_t, int32_t > > **FNAV_OMEGADOT_2_6_BIT** ({{{23, 11}}})
- const std::vector< std::pair< int32_t, int32_t > > **FNAV_M0_2_6_BIT** ({{{34, 16}}})
- const std::vector< std::pair< int32_t, int32_t > > **FNAV_AF0_2_6_BIT** ({{{50, 16}}})
- const std::vector< std::pair< int32_t, int32_t > > **FNAV_AF1_2_6_BIT** ({{{66, 13}}})
- const std::vector< std::pair< int32_t, int32_t > > **FNAV_E5AHS_2_6_BIT** ({{{79, 2}}})
- const std::vector< std::pair< int32_t, int32_t > > **FNAV_SVI_D3_6_BIT** ({{{81, 6}}})
- const std::vector< std::pair< int32_t, int32_t > > **FNAV_DELTA12_3_6_BIT** ({{{87, 13}}})
- const std::vector< std::pair< int32_t, int32_t > > **FNAV_E_3_6_BIT** ({{{100, 11}}})
- const std::vector< std::pair< int32_t, int32_t > > **FNAV_W_3_6_BIT** ({{{111, 16}}})
- const std::vector< std::pair< int32_t, int32_t > > **FNAV_DELTAI_3_6_BIT** ({{{127, 11}}})
- const std::vector< std::pair< int32_t, int32_t > > **FNAV_OMEGA0_3_6_BIT** ({{{138, 16}}})
- const std::vector< std::pair< int32_t, int32_t > > **FNAV_OMEGADOT_3_6_BIT** ({{{154, 11}}})
- const std::vector< std::pair< int32_t, int32_t > > **FNAV_M0_3_6_BIT** ({{{165, 16}}})
- const std::vector< std::pair< int32_t, int32_t > > **FNAV_AF0_3_6_BIT** ({{{181, 16}}})
- const std::vector< std::pair< int32_t, int32_t > > **FNAV_AF1_3_6_BIT** ({{{197, 13}}})
- const std::vector< std::pair< int32_t, int32_t > > **FNAV_E5AHS_3_6_BIT** ({{{210, 2}}})
- const std::vector< std::pair< int32_t, int32_t > > **TYPE** ({{{1, 6}}})
- const std::vector< std::pair< int32_t, int32_t > > **PAGE_TYPE_BIT** ({{{1, 6}}})
- const std::vector< std::pair< int32_t, int32_t > > **IOD_NAV_1_BIT** ({{{7, 10}}})
- const std::vector< std::pair< int32_t, int32_t > > **T0_E_1_BIT** ({{{17, 14}}})
- const std::vector< std::pair< int32_t, int32_t > > **M0_1_BIT** ({{{31, 32}}})
- const std::vector< std::pair< int32_t, int32_t > > **E_1_BIT** ({{{63, 32}}})
- const std::vector< std::pair< int32_t, int32_t > > **A_1_BIT** ({{{95, 32}}})
- const std::vector< std::pair< int32_t, int32_t > > **IOD_NAV_2_BIT** ({{{7, 10}}})
- const std::vector< std::pair< int32_t, int32_t > > **OMEGA_0_2_BIT** ({{{17, 32}}})
- const std::vector< std::pair< int32_t, int32_t > > **I_0_2_BIT** ({{{49, 32}}})
- const std::vector< std::pair< int32_t, int32_t > > **OMEGA_2_BIT** ({{{81, 32}}})
- const std::vector< std::pair< int32_t, int32_t > > **I_DOT_2_BIT** ({{{113, 14}}})
- const std::vector< std::pair< int32_t, int32_t > > **IOD_NAV_3_BIT** ({{{7, 10}}})
- const std::vector< std::pair< int32_t, int32_t > > **OMEGA_DOT_3_BIT** ({{{17, 24}}})
- const std::vector< std::pair< int32_t, int32_t > > **DELTA_N_3_BIT** ({{{41, 16}}})
- const std::vector< std::pair< int32_t, int32_t > > **C_UC_3_BIT** ({{{57, 16}}})
- const std::vector< std::pair< int32_t, int32_t > > **C_US_3_BIT** ({{{73, 16}}})
- const std::vector< std::pair< int32_t, int32_t > > **C_RC_3_BIT** ({{{89, 16}}})

- `const std::vector< std::pair< int32_t, int32_t > > C_RS_3_BIT {{{105, 16}}}`
- `const std::vector< std::pair< int32_t, int32_t > > SISA_3_BIT {{{121, 8}}}`
- `const std::vector< std::pair< int32_t, int32_t > > IOD_NAV_4_BIT {{{7, 10}}}`
- `const std::vector< std::pair< int32_t, int32_t > > SV_ID_PRN_4_BIT {{{17, 6}}}`
- `const std::vector< std::pair< int32_t, int32_t > > C_IC_4_BIT {{{23, 16}}}`
- `const std::vector< std::pair< int32_t, int32_t > > C_IS_4_BIT {{{39, 16}}}`
- `const std::vector< std::pair< int32_t, int32_t > > T0C_4_BIT {{{55, 14}}}`
- `const std::vector< std::pair< int32_t, int32_t > > AF0_4_BIT {{{69, 31}}}`
- `const std::vector< std::pair< int32_t, int32_t > > AF1_4_BIT {{{100, 21}}}`
- `const std::vector< std::pair< int32_t, int32_t > > AF2_4_BIT {{{121, 6}}}`
- `const std::vector< std::pair< int32_t, int32_t > > SPARE_4_BIT {{{127, 2}}}`
- `const std::vector< std::pair< int32_t, int32_t > > AI0_5_BIT {{{7, 11}}}`
- `const std::vector< std::pair< int32_t, int32_t > > AI1_5_BIT {{{18, 11}}}`
- `const std::vector< std::pair< int32_t, int32_t > > AI2_5_BIT {{{29, 14}}}`
- `const std::vector< std::pair< int32_t, int32_t > > REGION1_5_BIT {{{43, 1}}}`
- `const std::vector< std::pair< int32_t, int32_t > > REGION2_5_BIT {{{44, 1}}}`
- `const std::vector< std::pair< int32_t, int32_t > > REGION3_5_BIT {{{45, 1}}}`
- `const std::vector< std::pair< int32_t, int32_t > > REGION4_5_BIT {{{46, 1}}}`
- `const std::vector< std::pair< int32_t, int32_t > > REGION5_5_BIT {{{47, 1}}}`
- `const std::vector< std::pair< int32_t, int32_t > > BGD_E1_E5A_5_BIT {{{48, 10}}}`
- `const std::vector< std::pair< int32_t, int32_t > > BGD_E1_E5B_5_BIT {{{58, 10}}}`
- `const std::vector< std::pair< int32_t, int32_t > > E5B_HS_5_BIT {{{68, 2}}}`
- `const std::vector< std::pair< int32_t, int32_t > > E1_B_HS_5_BIT {{{70, 2}}}`
- `const std::vector< std::pair< int32_t, int32_t > > E5B_DVS_5_BIT {{{72, 1}}}`
- `const std::vector< std::pair< int32_t, int32_t > > E1_B_DVS_5_BIT {{{73, 1}}}`
- `const std::vector< std::pair< int32_t, int32_t > > WN_5_BIT {{{74, 12}}}`
- `const std::vector< std::pair< int32_t, int32_t > > TOW_5_BIT {{{86, 20}}}`
- `const std::vector< std::pair< int32_t, int32_t > > SPARE_5_BIT {{{106, 23}}}`
- `const std::vector< std::pair< int32_t, int32_t > > A0_6_BIT {{{7, 32}}}`
- `const std::vector< std::pair< int32_t, int32_t > > A1_6_BIT {{{39, 24}}}`
- `const std::vector< std::pair< int32_t, int32_t > > DELTA_T_LS_6_BIT {{{63, 8}}}`
- `const std::vector< std::pair< int32_t, int32_t > > T0T_6_BIT {{{71, 8}}}`
- `const std::vector< std::pair< int32_t, int32_t > > W_NOT_6_BIT {{{79, 8}}}`
- `const std::vector< std::pair< int32_t, int32_t > > WN_LSF_6_BIT {{{87, 8}}}`
- `const std::vector< std::pair< int32_t, int32_t > > DN_6_BIT {{{95, 3}}}`
- `const std::vector< std::pair< int32_t, int32_t > > DELTA_T_LSF_6_BIT {{{98, 8}}}`
- `const std::vector< std::pair< int32_t, int32_t > > TOW_6_BIT {{{106, 20}}}`
- `const std::vector< std::pair< int32_t, int32_t > > IOD_A_7_BIT {{{7, 4}}}`
- `const std::vector< std::pair< int32_t, int32_t > > WN_A_7_BIT {{{11, 2}}}`
- `const std::vector< std::pair< int32_t, int32_t > > T0A_7_BIT {{{13, 10}}}`
- `const std::vector< std::pair< int32_t, int32_t > > SVI_D1_7_BIT {{{23, 6}}}`
- `const std::vector< std::pair< int32_t, int32_t > > DELTA_A_7_BIT {{{29, 13}}}`
- `const std::vector< std::pair< int32_t, int32_t > > E_7_BIT {{{42, 11}}}`
- `const std::vector< std::pair< int32_t, int32_t > > OMEGA_7_BIT {{{53, 16}}}`
- `const std::vector< std::pair< int32_t, int32_t > > DELTA_I_7_BIT {{{69, 11}}}`
- `const std::vector< std::pair< int32_t, int32_t > > OMEGA0_7_BIT {{{80, 16}}}`
- `const std::vector< std::pair< int32_t, int32_t > > OMEGA_DOT_7_BIT {{{96, 11}}}`
- `const std::vector< std::pair< int32_t, int32_t > > M0_7_BIT {{{107, 16}}}`
- `const std::vector< std::pair< int32_t, int32_t > > IOD_A_8_BIT {{{7, 4}}}`
- `const std::vector< std::pair< int32_t, int32_t > > AF0_8_BIT {{{11, 16}}}`
- `const std::vector< std::pair< int32_t, int32_t > > AF1_8_BIT {{{27, 13}}}`
- `const std::vector< std::pair< int32_t, int32_t > > E5B_HS_8_BIT {{{40, 2}}}`
- `const std::vector< std::pair< int32_t, int32_t > > E1_B_HS_8_BIT {{{42, 2}}}`
- `const std::vector< std::pair< int32_t, int32_t > > SVI_D2_8_BIT {{{44, 6}}}`
- `const std::vector< std::pair< int32_t, int32_t > > DELTA_A_8_BIT {{{50, 13}}}`

- `const std::vector< std::pair< int32_t, int32_t > > E_8_BIT {{{63, 11}}}`
- `const std::vector< std::pair< int32_t, int32_t > > OMEGA_8_BIT {{{74, 16}}}`
- `const std::vector< std::pair< int32_t, int32_t > > DELTA_I_8_BIT {{{90, 11}}}`
- `const std::vector< std::pair< int32_t, int32_t > > OMEGA0_8_BIT {{{101, 16}}}`
- `const std::vector< std::pair< int32_t, int32_t > > OMEGA_DOT_8_BIT {{{117, 11}}}`
- `const std::vector< std::pair< int32_t, int32_t > > IOD_A_9_BIT {{{7, 4}}}`
- `const std::vector< std::pair< int32_t, int32_t > > WN_A_9_BIT {{{11, 2}}}`
- `const std::vector< std::pair< int32_t, int32_t > > T0A_9_BIT {{{13, 10}}}`
- `const std::vector< std::pair< int32_t, int32_t > > M0_9_BIT {{{23, 16}}}`
- `const std::vector< std::pair< int32_t, int32_t > > AF0_9_BIT {{{39, 16}}}`
- `const std::vector< std::pair< int32_t, int32_t > > AF1_9_BIT {{{55, 13}}}`
- `const std::vector< std::pair< int32_t, int32_t > > E5B_HS_9_BIT {{{68, 2}}}`
- `const std::vector< std::pair< int32_t, int32_t > > E1_B_HS_9_BIT {{{70, 2}}}`
- `const std::vector< std::pair< int32_t, int32_t > > SVI_D3_9_BIT {{{72, 6}}}`
- `const std::vector< std::pair< int32_t, int32_t > > DELTA_A_9_BIT {{{78, 13}}}`
- `const std::vector< std::pair< int32_t, int32_t > > E_9_BIT {{{91, 11}}}`
- `const std::vector< std::pair< int32_t, int32_t > > OMEGA_9_BIT {{{102, 16}}}`
- `const std::vector< std::pair< int32_t, int32_t > > DELTA_I_9_BIT {{{118, 11}}}`
- `const std::vector< std::pair< int32_t, int32_t > > IOD_A_10_BIT {{{7, 4}}}`
- `const std::vector< std::pair< int32_t, int32_t > > OMEGA0_10_BIT {{{11, 16}}}`
- `const std::vector< std::pair< int32_t, int32_t > > OMEGA_DOT_10_BIT {{{27, 11}}}`
- `const std::vector< std::pair< int32_t, int32_t > > M0_10_BIT {{{38, 16}}}`
- `const std::vector< std::pair< int32_t, int32_t > > AF0_10_BIT {{{54, 16}}}`
- `const std::vector< std::pair< int32_t, int32_t > > AF1_10_BIT {{{70, 13}}}`
- `const std::vector< std::pair< int32_t, int32_t > > E5B_HS_10_BIT {{{83, 2}}}`
- `const std::vector< std::pair< int32_t, int32_t > > E1_B_HS_10_BIT {{{85, 2}}}`
- `const std::vector< std::pair< int32_t, int32_t > > A_0_G_10_BIT {{{87, 16}}}`
- `const std::vector< std::pair< int32_t, int32_t > > A_1_G_10_BIT {{{103, 12}}}`
- `const std::vector< std::pair< int32_t, int32_t > > T_0_G_10_BIT {{{115, 8}}}`
- `const std::vector< std::pair< int32_t, int32_t > > WN_0_G_10_BIT {{{123, 6}}}`
- `const std::vector< std::pair< int32_t, int32_t > > CED_DeltaAred_BIT {{{7, 5}}}`
- `const std::vector< std::pair< int32_t, int32_t > > CED_exred_BIT {{{12, 13}}}`
- `const std::vector< std::pair< int32_t, int32_t > > CED_eyred_BIT {{{25, 13}}}`
- `const std::vector< std::pair< int32_t, int32_t > > CED_DeltaI0red_BIT {{{38, 17}}}`
- `const std::vector< std::pair< int32_t, int32_t > > CED_Omega0red_BIT {{{55, 23}}}`
- `const std::vector< std::pair< int32_t, int32_t > > CED_lambda0red_BIT {{{78, 23}}}`
- `const std::vector< std::pair< int32_t, int32_t > > CED_af0red_BIT {{{101, 22}}}`
- `const std::vector< std::pair< int32_t, int32_t > > CED_af1red_BIT {{{123, 6}}}`
- `const std::vector< std::pair< int32_t, int32_t > > RS_IODNAV_LSBS {{{15, 2}}}`
- `const std::vector< std::pair< int32_t, int32_t > > TIME_0_BIT {{{7, 2}}}`
- `const std::vector< std::pair< int32_t, int32_t > > WN_0_BIT {{{97, 12}}}`
- `const std::vector< std::pair< int32_t, int32_t > > TOW_0_BIT {{{109, 20}}}`
- `const std::vector< std::pair< int32_t, int32_t > > STRING_ID {{{2, 4}}}`
- `const std::vector< std::pair< int32_t, int32_t > > KX {{{78, 8}}}`
- `const std::vector< std::pair< int32_t, int32_t > > P1 {{{8, 2}}}`
- `const std::vector< std::pair< int32_t, int32_t > > T_K_HR {{{10, 5}}}`
- `const std::vector< std::pair< int32_t, int32_t > > T_K_MIN {{{15, 6}}}`
- `const std::vector< std::pair< int32_t, int32_t > > T_K_SEC {{{21, 1}}}`
- `const std::vector< std::pair< int32_t, int32_t > > X_N_DOT {{{22, 24}}}`
- `const std::vector< std::pair< int32_t, int32_t > > X_N_DOT_DOT {{{46, 5}}}`
- `const std::vector< std::pair< int32_t, int32_t > > X_N {{{51, 27}}}`
- `const std::vector< std::pair< int32_t, int32_t > > B_N {{{6, 3}}}`
- `const std::vector< std::pair< int32_t, int32_t > > P2 {{{9, 1}}}`
- `const std::vector< std::pair< int32_t, int32_t > > T_B {{{10, 7}}}`
- `const std::vector< std::pair< int32_t, int32_t > > Y_N_DOT {{{22, 24}}}`

- `const std::vector< std::pair< int32_t, int32_t > > Y_N_DOT_DOT ({{46, 5}})`
- `const std::vector< std::pair< int32_t, int32_t > > Y_N ({{51, 27}})`
- `const std::vector< std::pair< int32_t, int32_t > > P3 ({{6, 1}})`
- `const std::vector< std::pair< int32_t, int32_t > > GAMMA_N ({{7, 11}})`
- `const std::vector< std::pair< int32_t, int32_t > > P ({{19, 2}})`
- `const std::vector< std::pair< int32_t, int32_t > > EPH_L_N ({{21, 1}})`
- `const std::vector< std::pair< int32_t, int32_t > > Z_N_DOT ({{22, 24}})`
- `const std::vector< std::pair< int32_t, int32_t > > Z_N_DOT_DOT ({{46, 5}})`
- `const std::vector< std::pair< int32_t, int32_t > > Z_N ({{51, 27}})`
- `const std::vector< std::pair< int32_t, int32_t > > TAU_N ({{6, 22}})`
- `const std::vector< std::pair< int32_t, int32_t > > DELTA_TAU_N ({{28, 5}})`
- `const std::vector< std::pair< int32_t, int32_t > > E_N ({{33, 5}})`
- `const std::vector< std::pair< int32_t, int32_t > > P4 ({{52, 1}})`
- `const std::vector< std::pair< int32_t, int32_t > > F_T ({{53, 4}})`
- `const std::vector< std::pair< int32_t, int32_t > > N_T ({{60, 11}})`
- `const std::vector< std::pair< int32_t, int32_t > > N ({{71, 5}})`
- `const std::vector< std::pair< int32_t, int32_t > > M ({{76, 2}})`
- `const std::vector< std::pair< int32_t, int32_t > > DAY_NUMBER_A ({{6, 11}})`
- `const std::vector< std::pair< int32_t, int32_t > > TAU_C ({{17, 32}})`
- `const std::vector< std::pair< int32_t, int32_t > > N_4 ({{50, 5}})`
- `const std::vector< std::pair< int32_t, int32_t > > TAU_GPS ({{55, 22}})`
- `const std::vector< std::pair< int32_t, int32_t > > ALM_L_N ({{77, 1}})`
- `const std::vector< std::pair< int32_t, int32_t > > C_N ({{6, 1}})`
- `const std::vector< std::pair< int32_t, int32_t > > M_N_A ({{7, 2}})`
- `const std::vector< std::pair< int32_t, int32_t > > N_A ({{9, 5}})`
- `const std::vector< std::pair< int32_t, int32_t > > TAU_N_A ({{14, 10}})`
- `const std::vector< std::pair< int32_t, int32_t > > LAMBDA_N_A ({{24, 21}})`
- `const std::vector< std::pair< int32_t, int32_t > > DELTA_I_N_A ({{45, 18}})`
- `const std::vector< std::pair< int32_t, int32_t > > EPSILON_N_A ({{63, 15}})`
- `const std::vector< std::pair< int32_t, int32_t > > OMEGA_N_A ({{6, 16}})`
- `const std::vector< std::pair< int32_t, int32_t > > T_LAMBDA_N_A ({{22, 21}})`
- `const std::vector< std::pair< int32_t, int32_t > > DELTA_T_N_A ({{43, 22}})`
- `const std::vector< std::pair< int32_t, int32_t > > DELTA_T_DOT_N_A ({{65, 7}})`
- `const std::vector< std::pair< int32_t, int32_t > > H_N_A ({{72, 5}})`
- `const std::vector< std::pair< int32_t, int32_t > > B1 ({{6, 11}})`
- `const std::vector< std::pair< int32_t, int32_t > > B2 ({{17, 10}})`
- `const std::vector< std::pair< int32_t, int32_t > > CNAV_PRN ({{9, 6}})`
- `const std::vector< std::pair< int32_t, int32_t > > CNAV_MSG_TYPE ({{15, 6}})`
- `const std::vector< std::pair< int32_t, int32_t > > CNAV_TOW ({{21, 17}})`
- `const std::vector< std::pair< int32_t, int32_t > > CNAV_ALERT_FLAG ({{38, 1}})`
- `const std::vector< std::pair< int32_t, int32_t > > CNAV_WN ({{39, 13}})`
- `const std::vector< std::pair< int32_t, int32_t > > CNAV_HEALTH ({{52, 3}})`
- `const std::vector< std::pair< int32_t, int32_t > > CNAV_TOP1 ({{55, 11}})`
- `const std::vector< std::pair< int32_t, int32_t > > CNAV_URA ({{66, 5}})`
- `const std::vector< std::pair< int32_t, int32_t > > CNAV_TOE1 ({{71, 11}})`
- `const std::vector< std::pair< int32_t, int32_t > > CNAV_DELTA_A ({{82, 26}})`
- `const std::vector< std::pair< int32_t, int32_t > > CNAV_A_DOT ({{108, 25}})`
- `const std::vector< std::pair< int32_t, int32_t > > CNAV_DELTA_N0 ({{133, 17}})`
- `const std::vector< std::pair< int32_t, int32_t > > CNAV_DELTA_N0_DOT ({{150, 23}})`
- `const std::vector< std::pair< int32_t, int32_t > > CNAV_M0 ({{173, 33}})`
- `const std::vector< std::pair< int32_t, int32_t > > CNAV_E_ECCENTRICITY ({{206, 33}})`
- `const std::vector< std::pair< int32_t, int32_t > > CNAV_OMEGA ({{239, 33}})`
- `const std::vector< std::pair< int32_t, int32_t > > CNAV_INTEGRITY_FLAG ({{272, 1}})`
- `const std::vector< std::pair< int32_t, int32_t > > CNAV_L2_PHASING_FLAG ({{273, 1}})`
- `const std::vector< std::pair< int32_t, int32_t > > CNAV_TOE2 ({{39, 11}})`

- `const std::vector< std::pair< int32_t, int32_t > > CNAV_OMEGA0 {{{50, 33}}}`
- `const std::vector< std::pair< int32_t, int32_t > > CNAV_I0 {{{83, 33}}}`
- `const std::vector< std::pair< int32_t, int32_t > > CNAV_DELTA_OMEGA_DOT {{{116, 17}}}`
- `const std::vector< std::pair< int32_t, int32_t > > CNAV_I0_DOT {{{133, 15}}}`
- `const std::vector< std::pair< int32_t, int32_t > > CNAV_CIS {{{148, 16}}}`
- `const std::vector< std::pair< int32_t, int32_t > > CNAV_CIC {{{164, 16}}}`
- `const std::vector< std::pair< int32_t, int32_t > > CNAV_CRS {{{180, 24}}}`
- `const std::vector< std::pair< int32_t, int32_t > > CNAV_CRC {{{204, 24}}}`
- `const std::vector< std::pair< int32_t, int32_t > > CNAV_CUS {{{228, 21}}}`
- `const std::vector< std::pair< int32_t, int32_t > > CNAV_CUC {{{249, 21}}}`
- `const std::vector< std::pair< int32_t, int32_t > > CNAV_TOP2 {{{39, 11}}}`
- `const std::vector< std::pair< int32_t, int32_t > > CNAV_URA_NED0 {{{50, 5}}}`
- `const std::vector< std::pair< int32_t, int32_t > > CNAV_URA_NED1 {{{55, 3}}}`
- `const std::vector< std::pair< int32_t, int32_t > > CNAV_URA_NED2 {{{58, 3}}}`
- `const std::vector< std::pair< int32_t, int32_t > > CNAV_TOC {{{61, 11}}}`
- `const std::vector< std::pair< int, int > > CNAV_AF0 {{{72, 26}}}`
- `const std::vector< std::pair< int, int > > CNAV_AF1 {{{98, 20}}}`
- `const std::vector< std::pair< int, int > > CNAV_AF2 {{{118, 10}}}`
- `const std::vector< std::pair< int, int > > CNAV_TGD {{{128, 13}}}`
- `const std::vector< std::pair< int32_t, int32_t > > CNAV_ISCL1 {{{141, 13}}}`
- `const std::vector< std::pair< int32_t, int32_t > > CNAV_ISCL2 {{{154, 13}}}`
- `const std::vector< std::pair< int32_t, int32_t > > CNAV_ISCL5I {{{167, 13}}}`
- `const std::vector< std::pair< int32_t, int32_t > > CNAV_ISCL5Q {{{180, 13}}}`
- `const std::vector< std::pair< int32_t, int32_t > > CNAV_ALPHA0 {{{193, 8}}}`
- `const std::vector< std::pair< int32_t, int32_t > > CNAV_ALPHA1 {{{201, 8}}}`
- `const std::vector< std::pair< int32_t, int32_t > > CNAV_ALPHA2 {{{209, 8}}}`
- `const std::vector< std::pair< int32_t, int32_t > > CNAV_ALPHA3 {{{217, 8}}}`
- `const std::vector< std::pair< int32_t, int32_t > > CNAV_BETA0 {{{225, 8}}}`
- `const std::vector< std::pair< int32_t, int32_t > > CNAV_BETA1 {{{233, 8}}}`
- `const std::vector< std::pair< int32_t, int32_t > > CNAV_BETA2 {{{241, 8}}}`
- `const std::vector< std::pair< int32_t, int32_t > > CNAV_BETA3 {{{249, 8}}}`
- `const std::vector< std::pair< int32_t, int32_t > > CNAV_WNOP {{{257, 8}}}`
- `const std::vector< std::pair< int32_t, int32_t > > CNAV_A0 {{{128, 16}}}`
- `const std::vector< std::pair< int32_t, int32_t > > CNAV_A1 {{{144, 13}}}`
- `const std::vector< std::pair< int32_t, int32_t > > CNAV_A2 {{{157, 7}}}`
- `const std::vector< std::pair< int32_t, int32_t > > CNAV_DELTA_TLS {{{164, 8}}}`
- `const std::vector< std::pair< int32_t, int32_t > > CNAV_TOT {{{172, 16}}}`
- `const std::vector< std::pair< int32_t, int32_t > > CNAV_WN_OT {{{188, 13}}}`
- `const std::vector< std::pair< int32_t, int32_t > > CNAV_WN_LSF {{{201, 13}}}`
- `const std::vector< std::pair< int32_t, int32_t > > CNAV_DN {{{214, 4}}}`
- `const std::vector< std::pair< int32_t, int32_t > > CNAV_DELTA_TLSF {{{218, 8}}}`
- `const std::vector< std::pair< int32_t, int32_t > > TOW {{{31, 17}}}`
- `const std::vector< std::pair< int32_t, int32_t > > INTEGRITY_STATUS_FLAG {{{23, 1}}}`
- `const std::vector< std::pair< int32_t, int32_t > > ALERT_FLAG {{{48, 1}}}`
- `const std::vector< std::pair< int32_t, int32_t > > ANTI_SPOOFING_FLAG {{{49, 1}}}`
- `const std::vector< std::pair< int32_t, int32_t > > SUBFRAME_ID {{{50, 3}}}`
- `const std::vector< std::pair< int32_t, int32_t > > GPS_WEEK {{{61, 10}}}`
- `const std::vector< std::pair< int32_t, int32_t > > CA_OR_P_ON_L2 {{{71, 2}}}`
- `const std::vector< std::pair< int32_t, int32_t > > SV_ACCURACY {{{73, 4}}}`
- `const std::vector< std::pair< int32_t, int32_t > > SV_HEALTH {{{77, 6}}}`
- `const std::vector< std::pair< int32_t, int32_t > > L2_P_DATA_FLAG {{{91, 1}}}`
- `const std::vector< std::pair< int32_t, int32_t > > T_GD {{{197, 8}}}`
- `const std::vector< std::pair< int32_t, int32_t > > IODC {{{83, 2}, {211, 8}}}`
- `const std::vector< std::pair< int32_t, int32_t > > T_OC {{{219, 16}}}`
- `const std::vector< std::pair< int32_t, int32_t > > A_F2 {{{241, 8}}}`

- `const std::vector< std::pair< int32_t, int32_t > > A_F1 ({249, 16})`
- `const std::vector< std::pair< int32_t, int32_t > > A_F0 ({271, 22})`
- `const std::vector< std::pair< int32_t, int32_t > > IODE_SF2 ({61, 8})`
- `const std::vector< std::pair< int32_t, int32_t > > C_RS ({69, 16})`
- `const std::vector< std::pair< int32_t, int32_t > > DELTA_N ({91, 16})`
- `const std::vector< std::pair< int32_t, int32_t > > M_0 ({107, 8}, {121, 24})`
- `const std::vector< std::pair< int32_t, int32_t > > C_UC ({151, 16})`
- `const std::vector< std::pair< int32_t, int32_t > > ECCENTRICITY ({167, 8}, {181, 24})`
- `const std::vector< std::pair< int32_t, int32_t > > C_US ({211, 16})`
- `const std::vector< std::pair< int32_t, int32_t > > SQRT_A ({227, 8}, {241, 24})`
- `const std::vector< std::pair< int32_t, int32_t > > T_OE ({271, 16})`
- `const std::vector< std::pair< int32_t, int32_t > > FIT_INTERVAL_FLAG ({271, 1})`
- `const std::vector< std::pair< int32_t, int32_t > > AODO ({272, 5})`
- `const std::vector< std::pair< int32_t, int32_t > > C_IC ({61, 16})`
- `const std::vector< std::pair< int32_t, int32_t > > OMEGA_0 ({77, 8}, {91, 24})`
- `const std::vector< std::pair< int32_t, int32_t > > C_IS ({121, 16})`
- `const std::vector< std::pair< int32_t, int32_t > > I_0 ({137, 8}, {151, 24})`
- `const std::vector< std::pair< int32_t, int32_t > > C_RC ({181, 16})`
- `const std::vector< std::pair< int32_t, int32_t > > OMEGA ({197, 8}, {211, 24})`
- `const std::vector< std::pair< int32_t, int32_t > > OMEGA_DOT ({241, 24})`
- `const std::vector< std::pair< int32_t, int32_t > > IODE_SF3 ({271, 8})`
- `const std::vector< std::pair< int32_t, int32_t > > I_DOT ({279, 14})`
- `const std::vector< std::pair< int32_t, int32_t > > SV_DATA_ID ({61, 2})`
- `const std::vector< std::pair< int32_t, int32_t > > SV_PAGE ({63, 6})`
- `const std::vector< std::pair< int32_t, int32_t > > ALPHA_0 ({69, 8})`
- `const std::vector< std::pair< int32_t, int32_t > > ALPHA_1 ({77, 8})`
- `const std::vector< std::pair< int32_t, int32_t > > ALPHA_2 ({91, 8})`
- `const std::vector< std::pair< int32_t, int32_t > > ALPHA_3 ({99, 8})`
- `const std::vector< std::pair< int32_t, int32_t > > BETA_0 ({107, 8})`
- `const std::vector< std::pair< int32_t, int32_t > > BETA_1 ({121, 8})`
- `const std::vector< std::pair< int32_t, int32_t > > BETA_2 ({129, 8})`
- `const std::vector< std::pair< int32_t, int32_t > > BETA_3 ({137, 8})`
- `const std::vector< std::pair< int32_t, int32_t > > A_1 ({151, 24})`
- `const std::vector< std::pair< int32_t, int32_t > > A_0 ({181, 24}, {211, 8})`
- `const std::vector< std::pair< int32_t, int32_t > > T_OT ({219, 8})`
- `const std::vector< std::pair< int32_t, int32_t > > WN_T ({227, 8})`
- `const std::vector< std::pair< int32_t, int32_t > > DELTAT_LS ({241, 8})`
- `const std::vector< std::pair< int32_t, int32_t > > WN_LSF ({249, 8})`
- `const std::vector< std::pair< int32_t, int32_t > > DN ({257, 8})`
- `const std::vector< std::pair< int32_t, int32_t > > DELTAT_LSF ({271, 8})`
- `const std::vector< std::pair< int32_t, int32_t > > HEALTH_SV25 ({229, 6})`
- `const std::vector< std::pair< int32_t, int32_t > > HEALTH_SV26 ({241, 6})`
- `const std::vector< std::pair< int32_t, int32_t > > HEALTH_SV27 ({247, 6})`
- `const std::vector< std::pair< int32_t, int32_t > > HEALTH_SV28 ({253, 6})`
- `const std::vector< std::pair< int32_t, int32_t > > HEALTH_SV29 ({259, 6})`
- `const std::vector< std::pair< int32_t, int32_t > > HEALTH_SV30 ({271, 6})`
- `const std::vector< std::pair< int32_t, int32_t > > HEALTH_SV31 ({277, 6})`
- `const std::vector< std::pair< int32_t, int32_t > > HEALTH_SV32 ({283, 6})`
- `const std::vector< std::pair< int32_t, int32_t > > T_OA ({69, 8})`
- `const std::vector< std::pair< int32_t, int32_t > > WN_A ({77, 8})`
- `const std::vector< std::pair< int32_t, int32_t > > HEALTH_SV1 ({91, 6})`
- `const std::vector< std::pair< int32_t, int32_t > > HEALTH_SV2 ({97, 6})`
- `const std::vector< std::pair< int32_t, int32_t > > HEALTH_SV3 ({103, 6})`
- `const std::vector< std::pair< int32_t, int32_t > > HEALTH_SV4 ({109, 6})`
- `const std::vector< std::pair< int32_t, int32_t > > HEALTH_SV5 ({121, 6})`

- `const std::vector< std::pair< int32_t, int32_t > > HEALTH_SV6 {{{127, 6}}}`
- `const std::vector< std::pair< int32_t, int32_t > > HEALTH_SV7 {{{133, 6}}}`
- `const std::vector< std::pair< int32_t, int32_t > > HEALTH_SV8 {{{139, 6}}}`
- `const std::vector< std::pair< int32_t, int32_t > > HEALTH_SV9 {{{151, 6}}}`
- `const std::vector< std::pair< int32_t, int32_t > > HEALTH_SV10 {{{157, 6}}}`
- `const std::vector< std::pair< int32_t, int32_t > > HEALTH_SV11 {{{163, 6}}}`
- `const std::vector< std::pair< int32_t, int32_t > > HEALTH_SV12 {{{169, 6}}}`
- `const std::vector< std::pair< int32_t, int32_t > > HEALTH_SV13 {{{181, 6}}}`
- `const std::vector< std::pair< int32_t, int32_t > > HEALTH_SV14 {{{187, 6}}}`
- `const std::vector< std::pair< int32_t, int32_t > > HEALTH_SV15 {{{193, 6}}}`
- `const std::vector< std::pair< int32_t, int32_t > > HEALTH_SV16 {{{199, 6}}}`
- `const std::vector< std::pair< int32_t, int32_t > > HEALTH_SV17 {{{211, 6}}}`
- `const std::vector< std::pair< int32_t, int32_t > > HEALTH_SV18 {{{217, 6}}}`
- `const std::vector< std::pair< int32_t, int32_t > > HEALTH_SV19 {{{223, 6}}}`
- `const std::vector< std::pair< int32_t, int32_t > > HEALTH_SV20 {{{229, 6}}}`
- `const std::vector< std::pair< int32_t, int32_t > > HEALTH_SV21 {{{241, 6}}}`
- `const std::vector< std::pair< int32_t, int32_t > > HEALTH_SV22 {{{247, 6}}}`
- `const std::vector< std::pair< int32_t, int32_t > > HEALTH_SV23 {{{253, 6}}}`
- `const std::vector< std::pair< int32_t, int32_t > > HEALTH_SV24 {{{259, 6}}}`

Variables

- `constexpr double BEIDOU_B1I_FREQ_HZ = FREQ1_BDS`
B1I [Hz].
- `constexpr double BEIDOU_B1I_CODE_RATE_CPS = 2.046e6`
Beidou B1I code rate [chips/s].
- `constexpr double BEIDOU_B1I_CODE_LENGTH_CHIPS = 2046.0`
Beidou B1I code length [chips].
- `constexpr double BEIDOU_B1I_CODE_PERIOD_S = 0.001`
Beidou B1I code period [seconds].
- `constexpr double BEIDOU_B1I_PREAMBLE_DURATION_S = 0.220`
- `constexpr uint32_t BEIDOU_B1I_CODE_PERIOD_MS = 1`
Beidou B1I code period [ms].
- `constexpr uint32_t BEIDOU_B1I_PREAMBLE_LENGTH_BITS = 11`
- `constexpr uint32_t BEIDOU_B1I_PREAMBLE_LENGTH_SYMBOLS = 220`
- `constexpr int32_t BEIDOU_B1I_SECONDARY_CODE_LENGTH = 20`
- `constexpr int32_t BEIDOU_B1I_GEO_PREAMBLE_LENGTH_SYMBOLS = 22`
- `constexpr int32_t BEIDOU_B1I_PREAMBLE_DURATION_MS = 220`
- `constexpr int32_t BEIDOU_B1I_TELEMETRY_RATE_BITS_SECOND = 50`
- `constexpr int32_t BEIDOU_B1I_TELEMETRY_SYMBOLS_PER_BIT = 20`
- `constexpr int32_t BEIDOU_B1I_GEO_TELEMETRY_SYMBOLS_PER_BIT = 2`
- `constexpr int32_t BEIDOU_B1I_TELEMETRY_SYMBOL_PERIOD_MS = static_cast<int32_t>(static_cast<uint32_t>(BEIDOU_B1I_TELEMETRY_SYMBOLS_PER_BIT) * BEIDOU_B1I_CODE_PERIOD_MS)`
- `constexpr int32_t BEIDOU_B1I_TELEMETRY_RATE_SYMBOLS_SECOND = BEIDOU_B1I_TELEMETRY_RATE_BITS_SECOND * BEIDOU_B1I_TELEMETRY_SYMBOLS_PER_BIT`
- `constexpr char BEIDOU_B1I_SECONDARY_CODE_STR [21] = "00000100110101001110"`
- `constexpr char BEIDOU_B1I_GEO_PREAMBLE_SYMBOLS_STR [23] = "1111110000001100001100"`
- `constexpr char BEIDOU_B1I_D2_SECONDARY_CODE_STR [3] = "00"`
- `constexpr double BEIDOU_B3I_FREQ_HZ = FREQ3_BDS`
BeiDou B3I [Hz].
- `constexpr double BEIDOU_B3I_CODE_RATE_CPS = 10.23e6`
BeiDou B3I code rate [chips/s].
- `constexpr double BEIDOU_B3I_CODE_LENGTH_CHIPS = 10230.0`

BeiDou B3I code length [chips].

- constexpr double **BEIDOU_B3I_CODE_PERIOD_S** = 0.001

BeiDou B3I code period [seconds].

- constexpr double **BEIDOU_B3I_PREAMBLE_DURATION_S** = 0.220
- constexpr uint32_t **BEIDOU_B3I_CODE_PERIOD_MS** = 1

BeiDou B3I code period [ms].

- constexpr uint32_t **BEIDOU_B3I_PREAMBLE_LENGTH_BITS** = 11
- constexpr uint32_t **BEIDOU_B3I_PREAMBLE_LENGTH_SYMBOLS** = 220
- constexpr int32_t **BEIDOU_B3I_SECONDARY_CODE_LENGTH** = 20
- constexpr int32_t **BEIDOU_B3I_GEO_PREAMBLE_LENGTH_SYMBOLS** = 22
- constexpr int32_t **BEIDOU_B3I_PREAMBLE_DURATION_MS** = 220
- constexpr int32_t **BEIDOU_B3I_TELEMETRY_RATE_BITS_SECOND** = 50

D1 NAV message bit rate [bits/s].

- constexpr int32_t **BEIDOU_B3I_TELEMETRY_SYMBOLS_PER_BIT** = 20
- constexpr int32_t **BEIDOU_B3I_GEO_TELEMETRY_SYMBOLS_PER_BIT** = 2
- constexpr int32_t **BEIDOU_B3I_TELEMETRY_SYMBOL_PERIOD_MS** = static_cast<int32_t>(static_cast<uint32_t>(BEIDOU_B3I_TELEMETRY_SYMBOLS_PER_BIT) * **BEIDOU_B3I_CODE_PERIOD_MS**)
- constexpr int32_t **BEIDOU_B3I_TELEMETRY_RATE_SYMBOLS_SECOND** = **BEIDOU_B3I_TELEMETRY_RATE_BITS_SECOND** * **BEIDOU_B3I_TELEMETRY_SYMBOLS_PER_BIT**
- constexpr char **BEIDOU_B3I_SECONDARY_CODE_STR** [21] = "00000100110101001110"
- constexpr char **BEIDOU_B3I_GEO_PREAMBLE_SYMBOLS_STR** [23] = "1111110000001100001100"
- constexpr char **BEIDOU_B3I_D2_SECONDARY_CODE_STR** [3] = "00"
- constexpr double **D1_TOC_LSB** = **TWO_P3**
- constexpr double **D1_TGD1_LSB** = 0.1e-9
- constexpr double **D1_TGD2_LSB** = 0.1e-9
- constexpr double **D1_ALPHA0_LSB** = **TWO_N30**
- constexpr double **D1_ALPHA1_LSB** = **TWO_N27**
- constexpr double **D1_ALPHA2_LSB** = **TWO_N24**
- constexpr double **D1_ALPHA3_LSB** = **TWO_N24**
- constexpr double **D1_BETA0_LSB** = **TWO_P11**
- constexpr double **D1_BETA1_LSB** = **TWO_P14**
- constexpr double **D1_BETA2_LSB** = **TWO_P16**
- constexpr double **D1_BETA3_LSB** = **TWO_P16**
- constexpr double **D1_A2_LSB** = **TWO_N66**
- constexpr double **D1_A0_LSB** = **TWO_N33**
- constexpr double **D1_A1_LSB** = **TWO_N50**
- constexpr double **D1_DELTA_N_LSB** = **PI_TWO_N43**
- constexpr double **D1_CUC_LSB** = **TWO_N31**
- constexpr double **D1_M0_LSB** = **PI_TWO_N31**
- constexpr double **D1_E_LSB** = **TWO_N33**
- constexpr double **D1_CUS_LSB** = **TWO_N31**
- constexpr double **D1_CRC_LSB** = **TWO_N6**
- constexpr double **D1_CRS_LSB** = **TWO_N6**
- constexpr double **D1_SQRT_A_LSB** = **TWO_N19**
- constexpr double **D1_TOE_LSB** = **TWO_P3**
- constexpr double **D1_I0_LSB** = **PI_TWO_N31**
- constexpr double **D1_CIC_LSB** = **TWO_N31**
- constexpr double **D1_OMEGA_DOT_LSB** = **PI_TWO_N43**
- constexpr double **D1_CIS_LSB** = **TWO_N31**
- constexpr double **D1_IDOT_LSB** = **PI_TWO_N43**
- constexpr double **D1_OMEGA0_LSB** = **PI_TWO_N31**
- constexpr double **D1_OMEGA_LSB** = **PI_TWO_N31**
- constexpr double **D1_SQRT_A_ALMANAC_LSB** = **TWO_N11**
- constexpr double **D1_A1_ALMANAC_LSB** = **TWO_N38**

- constexpr double **D1_A0_ALMANAC_LSB** = [TWO_N20](#)
 - constexpr double **D1_OMEGA0_ALMANAC_LSB** = [PI_TWO_N23](#)
 - constexpr double **D1_E_ALMANAC_LSB** = [TWO_N21](#)
 - constexpr double **D1_DELTA_I_LSB** = [PI_TWO_N19](#)
 - constexpr double **D1_TOA_LSB** = [TWO_P12](#)
 - constexpr double **D1_OMEGA_DOT_ALMANAC_LSB** = [PI_TWO_N38](#)
 - constexpr double **D1_OMEGA_ALMANAC_LSB** = [PI_TWO_N23](#)
 - constexpr double **D1_M0_ALMANAC_LSB** = [PI_TWO_N23](#)
 - constexpr double **D1_A0GPS_LSB** = 0.1e-9
 - constexpr double **D1_A1GPS_LSB** = 0.1e-9
 - constexpr double **D1_A0GAL_LSB** = 0.1e-9
 - constexpr double **D1_A1GAL_LSB** = 0.1e-9
 - constexpr double **D1_A0GLO_LSB** = 0.1e-9
 - constexpr double **D1_A1GLO_LSB** = 0.1e-9
 - constexpr double **D1_A0UTC_LSB** = [TWO_N30](#)
 - constexpr double **D1_A1UTC_LSB** = [TWO_N50](#)
 - constexpr int32_t **BEIDOU_DNAV_PREAMBLE_LENGTH_BITS** = 11
 - constexpr int32_t **BEIDOU_DNAV_PREAMBLE_LENGTH_SYMBOLS** = 11
 - constexpr int32_t **BEIDOU_DNAV_PREAMBLE_PERIOD_SYMBOLS** = 300
 - constexpr int32_t **BEIDOU_DNAV_SUBFRAME_DATA_BITS** = 300
- Number of bits per subframe in the NAV message [bits].*
- constexpr int32_t **BEIDOU_DNAV_BDT2GPST_LEAP_SEC_OFFSET** = 14
 - constexpr int32_t **BEIDOU_DNAV_BDT2GPST_WEEK_NUM_OFFSET** = 1356
 - constexpr uint32_t **BEIDOU_DNAV_SUBFRAME_SYMBOLS** = 300
 - constexpr uint32_t **BEIDOU_DNAV_WORDS_SUBFRAME** = 10
 - constexpr uint32_t **BEIDOU_DNAV_WORD_LENGTH_BITS** = 30
 - constexpr char **BEIDOU_DNAV_PREAMBLE** [12] = "11100010010"
 - const std::string **TEXT_RESET** = "\033[0m"
 - const std::string **TEXT_BLACK** = "\033[30m"
 - const std::string **TEXT_RED** = "\033[31m"
 - const std::string **TEXT_GREEN** = "\033[32m"
 - const std::string **TEXT_YELLOW** = "\033[33m"
 - const std::string **TEXT_BLUE** = "\033[34m"
 - const std::string **TEXT_MAGENTA** = "\033[35m"
 - const std::string **TEXT_CYAN** = "\033[36m"
 - const std::string **TEXT_WHITE** = "\033[37m"
 - const std::string **TEXT_BOLD_BLACK** = "\033[1m\033[30m"
 - const std::string **TEXT_BOLD_RED** = "\033[1m\033[31m"
 - const std::string **TEXT_BOLD_GREEN** = "\033[1m\033[32m"
 - const std::string **TEXT_BOLD_YELLOW** = "\033[1m\033[33m"
 - const std::string **TEXT_BOLD_BLUE** = "\033[1m\033[34m"
 - const std::string **TEXT_BOLD_MAGENTA** = "\033[1m\033[35m"
 - const std::string **TEXT_BOLD_CYAN** = "\033[1m\033[36m"
 - const std::string **TEXT_BOLD_WHITE** = "\033[1m\033[37m"
 - constexpr int32_t **GALILEO_CNAV_SYMBOLS_PER_PAGE** = 1000
- Total number of symbols per HAS page including the sync pattern.*
- constexpr int32_t **GALILEO_CNAV_PREAMBLE_PERIOD_SYMBOLS** = 1000
 - constexpr int32_t **GALILEO_CNAV_PAGE_MS** = 1
- Duration in ms of a CNAV page.*
- constexpr int32_t **GALILEO_CNAV_INTERLEAVER_ROWS** = 8
 - constexpr int32_t **GALILEO_CNAV_INTERLEAVER_COLS** = 123
 - constexpr int32_t **GALILEO_CNAV_TELEMETRY_RATE_BITS_SECOND** = 1000
 - constexpr int32_t **GALILEO_CNAV_HAS_PAGE_DATA_BITS** = 448
 - constexpr int32_t **GALILEO_CNAV_PAGE_RESERVED_BITS** = 14

- `constexpr int32_t GALILEO_CNAV_BITS_FOR_CRC = GALILEO_CNAV_HAS_PAGE_DATA_BITS + GALILEO_CNAV_PAGE_RESERVED_BITS`
- `constexpr int32_t GALILEO_CNAV_BYTES_FOR_CRC = 58`
- `constexpr int32_t GALILEO_CNAV_CRC_LENGTH = 24`
- `constexpr int32_t GALILEO_CNAV_MESSAGE_BITS_PER_PAGE = 424`
- `constexpr int32_t GALILEO_CNAV_PAGE_HEADER_BITS = 24`
- `constexpr int32_t GALILEO_CNAV_PREAMBLE_LENGTH_BITS = 16`
- `constexpr int32_t GALILEO_CNAV_MAX_NUMBER_SYMBOLS_ENCODED_BLOCK = 255`
- `constexpr int32_t GALILEO_CNAV_MT1_HEADER_BITS = 32`
- `constexpr int32_t GALILEO_CNAV_OCTETS_IN_SUBPAGE = 53`
- `constexpr int32_t GALILEO_CNAV_INFORMATION_VECTOR_LENGTH = 32`
- `constexpr char GALILEO_CNAV_PREAMBLE[17] = "1011011101110000"`
- `constexpr size_t HAS_MSG_NSYS_LENGTH = 4`
- `constexpr size_t HAS_MSG_ID_MASK_LENGTH = 4`
- `constexpr size_t HAS_MSG_SATELLITE_MASK_LENGTH = 40`
- `constexpr size_t HAS_MSG_SIGNAL_MASK_LENGTH = 16`
- `constexpr size_t HAS_MSG_NAV_MESSAGE_LENGTH = 3`
- `constexpr size_t HAS_MSG_MASK_RESERVED_LENGTH = 6`
- `constexpr size_t HAS_MSG_VALIDITY_INDEX_LENGTH = 4`
- `constexpr size_t HAS_MSG_IOD_GPS_LENGTH = 8`
- `constexpr size_t HAS_MSG_IOD_GAL_LENGTH = 10`
- `constexpr size_t HAS_MSG_DELTA_RADIAL_LENGTH = 14`
- `constexpr size_t HAS_MSG_DELTA_ALONG_TRACK_LENGTH = 12`
- `constexpr size_t HAS_MSG_DELTA_CROSS_TRACK_LENGTH = 12`
- `constexpr size_t HAS_MSG_DELTA_CLOCK_C0_MULTIPLIER_LENGTH = 2`
- `constexpr size_t HAS_MSG_DELTA_CLOCK_C0_LENGTH = 14`
- `constexpr size_t HAS_MSG_NSYSPRIME_LENGTH = 4`
- `constexpr size_t HAS_MSG_ID_CLOCK_SUBSET_LENGTH = 4`
- `constexpr size_t HAS_MSG_DELTA_CLOCK_MULTIPLIER_SUBSET_LENGTH = 2`
- `constexpr size_t HAS_MSG_DELTA_CLOCK_C0_SUBSET_LENGTH = 13`
- `constexpr size_t HAS_MSG_CODE_BIAS_LENGTH = 11`
- `constexpr size_t HAS_MSG_PHASE_BIAS_LENGTH = 11`
- `constexpr size_t HAS_MSG_PHASE_DISCONTINUITY_INDICATOR_LENGTH = 2`
- `constexpr size_t HAS_MSG_URA_LENGTH = 2`
- `constexpr int32_t HAS_MSG_NUMBER_MASK_IDS = 32`
- `constexpr int32_t HAS_MSG_NUMBER_GNSS_IDS = 16`
- `constexpr int32_t HAS_MSG_NUMBER_MESSAGE_IDS = 32`
- `constexpr int32_t HAS_MSG_NUMBER_SATELLITE_IDS = 40`
- `constexpr int32_t HAS_MSG_NUMBER_SIGNAL_MASKS = 16`
- `constexpr float HAS_MSG_DELTA_RADIAL_SCALE_FACTOR = 0.0025`
- `constexpr float HAS_MSG_DELTA_ALONG_TRACK_SCALE_FACTOR = 0.008`
- `constexpr float HAS_MSG_DELTA_CROSS_TRACK_SCALE_FACTOR = 0.008`
- `constexpr float HAS_MSG_DELTA_CLOCK_SCALE_FACTOR = 0.0025`
- `constexpr float HAS_MSG_CODE_BIAS_SCALE_FACTOR = 0.02`
- `constexpr float HAS_MSG_PHASE_BIAS_SCALE_FACTOR = 0.01`
- `constexpr uint16_t HAS_MSG_NUMBER_MAX_TOH = 3599`
- `constexpr uint8_t HAS_MSG_GPS_SYSTEM = 0`
- `constexpr uint8_t HAS_MSG_GALILEO_SYSTEM = 2`
- `constexpr uint8_t HAS_MSG_WRONG_SYSTEM = 255`
- `constexpr double GALILEO_E1_FREQ_HZ = FREQ1`
Galileo E1 carrier frequency [Hz].
- `constexpr double GALILEO_E1_CODE_CHIP_RATE_CPS = 1.023e6`
Galileo E1 code rate [chips/s].
- `constexpr double GALILEO_E1_CODE_PERIOD_S = 0.004`

- *Galileo E1 code period [s].*
constexpr double `GALILEO_E1_SUB_CARRIER_A_RATE_HZ` = 1.023e6
- *Galileo E1 sub-carrier 'a' rate [Hz].*
constexpr double `GALILEO_E1_SUB_CARRIER_B_RATE_HZ` = 6.138e6
- *Galileo E1 sub-carrier 'b' rate [Hz].*
constexpr double `GALILEO_E1_B_CODE_LENGTH_CHIPS` = 4092.0
- *Galileo E1-B code length [chips].*
constexpr double `GALILEO_E1_B_SYMBOL_RATE_BPS` = 250.0
- *Galileo E1-B symbol rate [bits/second].*
constexpr uint32_t `GALILEO_E1_CODE_PERIOD_MS` = 4
- *Galileo E1 code period [ms].*
constexpr int32_t `GALILEO_E1_B_SAMPLES_PER_SYMBOL` = 1
- *(Galileo_E1_CODE_CHIP_RATE_HZ / Galileo_E1_B_CODE_LENGTH_CHIPS) / Galileo_E1_B_SYMBOL_RATE_BPS*
- constexpr int32_t `GALILEO_E1_C_SECONDARY_CODE_LENGTH` = 25
- *Galileo E1-C secondary code length [chips].*
constexpr int32_t `GALILEO_E1_NUMBER_OF_CODES` = 50
- constexpr uint32_t `GALILEO_E1_OPT_ACQ_FS_SPS` = 2000000
- *Sampling frequency that maximizes the acquisition SNR while using a non-multiple of chip rate.*
constexpr int32_t `GALILEO_E1_HISTORY_DEEP` = 100
- *Observable history length for interpolation.*
constexpr char `GALILEO_E1_C_SECONDARY_CODE` [26] = "0011100000001010110110010"
- constexpr size_t `GALILEO_E1_B_PRIMARY_CODE_STR_LENGTH` = 1023
- constexpr char `GALILEO_E1_B_PRIMARY_CODE` [GALILEO_E1_NUMBER_OF_CODES][1024]
- constexpr size_t `GALILEO_E1_C_PRIMARY_CODE_STR_LENGTH` = 1023
- constexpr char `GALILEO_E1_C_PRIMARY_CODE` [GALILEO_E1_NUMBER_OF_CODES][1024]
- constexpr double `GALILEO_E5A_FREQ_HZ` = `FREQ5`
- *Galileo E5a carrier frequency [Hz].*
constexpr double `GALILEO_E5A_CODE_CHIP_RATE_CPS` = 1.023e7
- *Galileo E5a code rate [chips/s].*
constexpr double `GALILEO_E5A_I_TIERED_CODE_PERIOD_S` = 0.020
- *Galileo E5a-I tiered code period [s].*
constexpr double `GALILEO_E5A_Q_TIERED_CODE_PERIOD_S` = 0.100
- *Galileo E5a-Q tiered code period [s].*
constexpr double `GALILEO_E5A_CODE_PERIOD_S` = 0.001
- *Galileo E5a primary code period [s].*
constexpr int32_t `GALILEO_E5A_CODE_LENGTH_CHIPS` = 10230
- *Galileo E5a primary code length [chips].*
constexpr int32_t `GALILEO_E5A_I_SECONDARY_CODE_LENGTH` = 20
- *Galileo E5a-I secondary code length [chips].*
constexpr int32_t `GALILEO_E5A_Q_SECONDARY_CODE_LENGTH` = 100
- *Galileo E5a-Q secondary code length [chips].*
constexpr int32_t `GALILEO_E5A_CODE_PERIOD_MS` = 1
- *Galileo E5a primary code period [ms].*
constexpr int32_t `GALILEO_E5A_SYMBOL_RATE_BPS` = 50
- *Galileo E5a symbol rate [bits/second].*
constexpr int32_t `GALILEO_E5A_NUMBER_OF_CODES` = 50
- constexpr int32_t `GALILEO_E5A_HISTORY_DEEP` = 20
- constexpr int32_t `GALILEO_E5A_CRC_ERROR_LIMIT` = 6
- constexpr uint32_t `GALILEO_E5A_OPT_ACQ_FS_SPS` = 10000000
- *Sampling frequency that maximizes the acquisition SNR while using a non-multiple of chip rate.*
constexpr int32_t `GALILEO_FNAV_PREAMBLE_LENGTH_BITS` = 12

- `constexpr int32_t GALILEO_FNAV_CODES_PER_SYMBOL = 20`
- `constexpr int32_t GALILEO_FNAV_CODES_PER_PREAMBLE = 240`
- `constexpr int32_t GALILEO_FNAV_SYMBOLS_PER_PAGE = 500`
- `constexpr int32_t GALILEO_FNAV_SECONDS_PER_PAGE = 10`
- `constexpr int32_t GALILEO_FNAV_CODES_PER_PAGE = 10000`
- `constexpr int32_t GALILEO_FNAV_INTERLEAVER_ROWS = 8`
- `constexpr int32_t GALILEO_FNAV_INTERLEAVER_COLS = 61`
- `constexpr int32_t GALILEO_FNAV_PAGE_TYPE_BITS = 6`
- `constexpr int32_t GALILEO_FNAV_DATA_FRAME_BITS = 214`
- `constexpr int32_t GALILEO_FNAV_DATA_FRAME_BYTES = 27`
- `constexpr char GALILEO_FNAV_PREAMBLE[13] = "101101110000"`
- `constexpr size_t GALILEO_E5A_I_PRIMARY_CODE_STR_LENGTH = 2558`
- `constexpr char GALILEO_E5A_I_PRIMARY_CODE[GALILEO_E5A_NUMBER_OF_CODES][2559]`
- `constexpr size_t GALILEO_E5A_Q_PRIMARY_CODE_STR_LENGTH = 2558`
- `constexpr char GALILEO_E5A_Q_PRIMARY_CODE[GALILEO_E5A_NUMBER_OF_CODES][2559]`
- `constexpr char GALILEO_E5A_I_SECONDARY_CODE[] = "10000100001011101001"`
- `constexpr size_t GALILEO_E5A_Q_SECONDARY_CODE_STR_LENGTH = 100`
- `constexpr char GALILEO_E5A_Q_SECONDARY_CODE[GALILEO_E5A_NUMBER_OF_CODES][101]`
- `constexpr double GALILEO_E5B_FREQ_HZ = FREQ7`
Galileo E5b carrier frequency [Hz].
- `constexpr double GALILEO_E5B_CODE_CHIP_RATE_CPS = 1.023e7`
Galileo E5b code rate [chips/s].
- `constexpr double GALILEO_E5B_I_TIERED_CODE_PERIOD_S = 0.004`
Galileo E5b-I tiered code period [s].
- `constexpr double GALILEO_E5B_Q_TIERED_CODE_PERIOD_S = 0.100`
Galileo E5b-Q tiered code period [s].
- `constexpr double GALILEO_E5B_CODE_PERIOD_S = 0.001`
Galileo E5b primary code period [s].
- `constexpr int32_t GALILEO_E5B_CODE_PERIOD_MS = 1`
Galileo E5b primary code period [ms].
- `constexpr int32_t GALILEO_E5B_CODE_LENGTH_CHIPS = 10230`
Galileo E5b primary code length [chips].
- `constexpr int32_t GALILEO_E5B_I_SECONDARY_CODE_LENGTH = 4`
Galileo E5b-I secondary code length [chips].
- `constexpr int32_t GALILEO_E5B_Q_SECONDARY_CODE_LENGTH = 100`
Galileo E5b-Q secondary code length [chips].
- `constexpr int32_t GALILEO_E5B_SYMBOL_RATE_BPS = 250`
Galileo E5b symbol rate [bits/second].
- `constexpr int32_t GALILEO_E5B_NUMBER_OF_CODES = 50`
- `constexpr int32_t GALILEO_E5B_HISTORY_DEEP = 100`
- `constexpr uint32_t GALILEO_E5B_OPT_ACQ_FS_SPS = 10000000`
Sampling frequency that maximizes the acquisition SNR while using a non-multiple of chip rate.
- `constexpr char GALILEO_E5B_I_SECONDARY_CODE[5] = "1110"`
- `constexpr size_t GALILEO_E5B_I_PRIMARY_CODE_STR_LENGTH = 2558`
- `constexpr char GALILEO_E5B_I_PRIMARY_CODE[GALILEO_E5B_NUMBER_OF_CODES][2559]`
- `constexpr size_t GALILEO_E5B_Q_PRIMARY_CODE_STR_LENGTH = 2558`
- `constexpr char GALILEO_E5B_Q_PRIMARY_CODE[GALILEO_E5B_NUMBER_OF_CODES][2559]`
- `constexpr size_t GALILEO_E5B_Q_SECONDARY_CODE_STR_LENGTH = 100`
- `constexpr char GALILEO_E5B_Q_SECONDARY_CODE[GALILEO_E5B_NUMBER_OF_CODES][101]`
- `constexpr double GALILEO_E6_FREQ_HZ = FREQ6`
Galileo E6 carrier frequency [Hz].
- `constexpr double GALILEO_E6_B_CODE_CHIP_RATE_CPS = 5.115e6`

- Galileo E6 B code rate [chips/s].*
- constexpr double `GALILEO_E6_C_CODE_CHIP_RATE_CPS` = 5.115e6
- Galileo E6 C code rate [chips/s].*
- constexpr double `GALILEO_E6_CODE_PERIOD_S` = 0.001
- Galileo E6 code period [s].*
- constexpr double `GALILEO_E6_B_CODE_LENGTH_CHIPS` = 5115.0
- Galileo E6 B code length [chips].*
- constexpr double `GALILEO_E6_C_CODE_LENGTH_CHIPS` = 5115.0
- Galileo E6 C code length [chips].*
- constexpr double `GALILEO_E6_C_SECONDARY_CODE_LENGTH_CHIPS` = 100.0
- Galileo E6 C secondary code length [chips].*
- constexpr uint32_t `GALILEO_E6_CODE_PERIOD_MS` = 1
- Galileo E& B/C code period [ms].*
- constexpr int32_t `GALILEO_E6_NUMBER_OF_CODES` = 50
- constexpr uint32_t `GALILEO_E6_OPT_ACQ_FS_SPS` = 10000000
- constexpr size_t `GALILEO_E6_B_PRIMARY_CODE_STR_LENGTH` = 1279
- constexpr char `GALILEO_E6_B_PRIMARY_CODE` [`GALILEO_E6_NUMBER_OF_CODES`][1280]
- constexpr size_t `GALILEO_E6_C_PRIMARY_CODE_STR_LENGTH` = 1279
- constexpr char `GALILEO_E6_C_PRIMARY_CODE` [`GALILEO_E6_NUMBER_OF_CODES`][1280]
- constexpr size_t `GALILEO_E6_C_SECONDARY_CODE_STR_LENGTH` = 25
- constexpr char `GALILEO_E6_C_SECONDARY_CODE` [`GALILEO_E6_NUMBER_OF_CODES`][26]
- constexpr int32_t `FNAV_T0C_1_LSB` = 60
- constexpr double `FNAV_AF0_1_LSB` = `TWO_N34`
- constexpr double `FNAV_AF1_1_LSB` = `TWO_N46`
- constexpr double `FNAV_AF2_1_LSB` = `TWO_N59`
- constexpr double `FNAV_AI0_1_LSB` = `TWO_N2`
- constexpr double `FNAV_AI1_1_LSB` = `TWO_N8`
- constexpr double `FNAV_AI2_1_LSB` = `TWO_N15`
- constexpr double `FNAV_BGD_1_LSB` = `TWO_N32`
- constexpr double `FNAV_M0_2_LSB` = `PI_TWO_N31`
- constexpr double `FNAV_OMEGADOT_2_LSB` = `PI_TWO_N43`
- constexpr double `FNAV_E_2_LSB` = `TWO_N33`
- constexpr double `FNAV_A12_2_LSB` = `TWO_N19`
- constexpr double `FNAV_OMEGA0_2_LSB` = `PI_TWO_N31`
- constexpr double `FNAV_IDOT_2_LSB` = `PI_TWO_N43`
- constexpr double `FNAV_I0_3_LSB` = `PI_TWO_N31`
- constexpr double `FNAV_W_3_LSB` = `PI_TWO_N31`
- constexpr double `FNAV_DELTAN_3_LSB` = `PI_TWO_N43`
- constexpr double `FNAV_CUC_3_LSB` = `TWO_N29`
- constexpr double `FNAV_CUS_3_LSB` = `TWO_N29`
- constexpr double `FNAV_CRC_3_LSB` = `TWO_N5`
- constexpr double `FNAV_CRS_3_LSB` = `TWO_N5`
- constexpr int32_t `FNAV_T0E_3_LSB` = 60
- constexpr double `FNAV_CIC_4_LSB` = `TWO_N29`
- constexpr double `FNAV_CIS_4_LSB` = `TWO_N29`
- constexpr double `FNAV_A0_4_LSB` = `TWO_N30`
- constexpr double `FNAV_A1_4_LSB` = `TWO_N50`
- constexpr int32_t `FNAV_T0T_4_LSB` = 3600
- constexpr int32_t `FNAV_T0G_4_LSB` = 3600
- constexpr double `FNAV_A0G_4_LSB` = `TWO_N35`
- constexpr double `FNAV_A1G_4_LSB` = `TWO_N51`
- constexpr int32_t `FNAV_T0A_5_LSB` = 600
- constexpr double `FNAV_DELTAA12_5_LSB` = `TWO_N9`
- constexpr double `FNAV_E_5_LSB` = `TWO_N16`

- constexpr double **FNAV_W_5_LSB** = [TWO_N15](#)
- constexpr double **FNAV_DELTAI_5_LSB** = [TWO_N14](#)
- constexpr double **FNAV_OMEGA0_5_LSB** = [TWO_N15](#)
- constexpr double **FNAV_OMEGADOT_5_LSB** = [TWO_N33](#)
- constexpr double **FNAV_M0_5_LSB** = [TWO_N15](#)
- constexpr double **FNAV_AF0_5_LSB** = [TWO_N19](#)
- constexpr double **FNAV_AF1_5_LSB** = [TWO_N38](#)
- constexpr double **GALILEO_INAV_PAGE_PART_WITH_PREAMBLE_SECONDS** = 2.04

Page Duration + (Galileo I/NAV Preamble bits)(Galileo E5b-I tiered Code Period(seconds))*

- constexpr uint32_t **GALILEO_INAV_PAGE_SYMBOLS** = 500

The complete Galileo INAV page length.

- constexpr int32_t **GALILEO_INAV_PREAMBLE_LENGTH_BITS** = 10
- constexpr int32_t **GALILEO_INAV_PREAMBLE_PERIOD_SYMBOLS** = 250
- constexpr int32_t **GALILEO_INAV_PAGE_PART_SYMBOLS** = 250

Each Galileo INAV pages are composed of two parts (even and odd) each of 250 symbols, including preamble. See Galileo ICD 4.3.2.

- constexpr int32_t **GALILEO_INAV_PAGE_PART_SECONDS** = 1
- constexpr int32_t **GALILEO_INAV_PAGE_PART_MS** = 1000
- constexpr int32_t **GALILEO_INAV_PAGE_SECONDS** = 2
- constexpr int32_t **GALILEO_INAV_INTERLEAVER_ROWS** = 8
- constexpr int32_t **GALILEO_INAV_INTERLEAVER_COLS** = 30
- constexpr int32_t **GALILEO_TELEMETRY_RATE_BITS_SECOND** = 250
- constexpr int32_t **GALILEO_PAGE_TYPE_BITS** = 6
- constexpr int32_t **GALILEO_DATA_JK_BITS** = 128
- constexpr int32_t **GALILEO_DATA_FRAME_BITS** = 196
- constexpr int32_t **GALILEO_DATA_FRAME_BYTES** = 25
- constexpr char **GALILEO_INAV_PREAMBLE** [11] = "0101100000"
- constexpr int32_t **T0E_1_LSB** = 60
- constexpr double **M0_1_LSB** = [PI_TWO_N31](#)
- constexpr double **E_1_LSB** = [TWO_N33](#)
- constexpr double **A_1_LSB_GAL** = [TWO_N19](#)
- constexpr double **OMEGA_0_2_LSB** = [PI_TWO_N31](#)
- constexpr double **I_0_2_LSB** = [PI_TWO_N31](#)
- constexpr double **OMEGA_2_LSB** = [PI_TWO_N31](#)
- constexpr double **I_DOT_2_LSB** = [PI_TWO_N43](#)
- constexpr double **OMEGA_DOT_3_LSB** = [PI_TWO_N43](#)
- constexpr double **DELTA_N_3_LSB** = [PI_TWO_N43](#)
- constexpr double **C_UC_3_LSB** = [TWO_N29](#)
- constexpr double **C_US_3_LSB** = [TWO_N29](#)
- constexpr double **C_RC_3_LSB** = [TWO_N5](#)
- constexpr double **C_RS_3_LSB** = [TWO_N5](#)
- constexpr double **C_IC_4_LSB** = [TWO_N29](#)
- constexpr double **C_IS_4_LSB** = [TWO_N29](#)
- constexpr int32_t **T0C_4_LSB** = 60
- constexpr double **AF0_4_LSB** = [TWO_N34](#)
- constexpr double **AF1_4_LSB** = [TWO_N46](#)
- constexpr double **AF2_4_LSB** = [TWO_N59](#)
- constexpr double **AI0_5_LSB** = [TWO_N2](#)
- constexpr double **AI1_5_LSB** = [TWO_N8](#)
- constexpr double **AI2_5_LSB** = [TWO_N15](#)
- constexpr double **BGD_E1_E5A_5_LSB** = [TWO_N32](#)
- constexpr double **BGD_E1_E5B_5_LSB** = [TWO_N32](#)
- constexpr double **A0_6_LSB** = [TWO_N30](#)
- constexpr double **A1_6_LSB** = [TWO_N50](#)

- constexpr int32_t **TOT_6_LSB** = 3600
- constexpr int32_t **T0A_7_LSB** = 600
- constexpr double **DELTA_A_7_LSB** = [TWO_N9](#)
- constexpr double **E_7_LSB** = [TWO_N16](#)
- constexpr double **OMEGA_7_LSB** = [TWO_N15](#)
- constexpr double **DELTA_I_7_LSB** = [TWO_N14](#)
- constexpr double **OMEGA0_7_LSB** = [TWO_N15](#)
- constexpr double **OMEGA_DOT_7_LSB** = [TWO_N33](#)
- constexpr double **M0_7_LSB** = [TWO_N15](#)
- constexpr double **AF0_8_LSB** = [TWO_N19](#)
- constexpr double **AF1_8_LSB** = [TWO_N38](#)
- constexpr double **DELTA_A_8_LSB** = [TWO_N9](#)
- constexpr double **E_8_LSB** = [TWO_N16](#)
- constexpr double **OMEGA_8_LSB** = [TWO_N15](#)
- constexpr double **DELTA_I_8_LSB** = [TWO_N14](#)
- constexpr double **OMEGA0_8_LSB** = [TWO_N15](#)
- constexpr double **OMEGA_DOT_8_LSB** = [TWO_N33](#)
- constexpr int32_t **T0A_9_LSB** = 600
- constexpr double **M0_9_LSB** = [TWO_N15](#)
- constexpr double **AF0_9_LSB** = [TWO_N19](#)
- constexpr double **AF1_9_LSB** = [TWO_N38](#)
- constexpr double **DELTA_A_9_LSB** = [TWO_N9](#)
- constexpr double **E_9_LSB** = [TWO_N16](#)
- constexpr double **OMEGA_9_LSB** = [TWO_N15](#)
- constexpr double **DELTA_I_9_LSB** = [TWO_N14](#)
- constexpr double **OMEGA0_10_LSB** = [TWO_N15](#)
- constexpr double **OMEGA_DOT_10_LSB** = [TWO_N33](#)
- constexpr double **M0_10_LSB** = [TWO_N15](#)
- constexpr double **AF0_10_LSB** = [TWO_N19](#)
- constexpr double **AF1_10_LSB** = [TWO_N38](#)
- constexpr double **A_0G_10_LSB** = [TWO_N35](#)
- constexpr double **A_1G_10_LSB** = [TWO_N51](#)
- constexpr int32_t **T_0_G_10_LSB** = 3600
- constexpr double **CED_DeltaAred_LSB** = [TWO_P8](#)
- constexpr double **CED_exred_LSB** = [TWO_N22](#)
- constexpr double **CED_eyred_LSB** = [TWO_N22](#)
- constexpr double **CED_DeltaI0red_LSB** = [TWO_N22](#)
- constexpr double **CED_Omega0red_LSB** = [TWO_N22](#)
- constexpr double **CED_lambda0red_LSB** = [TWO_N22](#)
- constexpr double **CED_af0red_LSB** = [TWO_N26](#)
- constexpr double **CED_af1red_LSB** = [TWO_N35](#)
- constexpr size_t **INAV_RS_SUBVECTOR_LENGTH** = 15
- constexpr size_t **INAV_RS_PARITY_VECTOR_LENGTH** = 60
- constexpr size_t **INAV_RS_INFO_VECTOR_LENGTH** = 58
- constexpr size_t **INAV_RS_BUFFER_LENGTH** = 118
- constexpr int32_t **BITS_IN_OCTET** = 8
- constexpr int32_t **FIRST_RS_BIT** = 7
- constexpr int32_t **FIRST_RS_BIT_AFTER_IODNAV** = 17
- constexpr char **GALILEO_INAV_PLAIN_SSP1** [9] = "00000100"
- constexpr char **GALILEO_INAV_PLAIN_SSP2** [9] = "00101011"
- constexpr char **GALILEO_INAV_PLAIN_SSP3** [9] = "00101111"
- constexpr char **GALILEO_INAV_ENCODED_SSP1** [17] = "1110100100100101"
- constexpr char **GALILEO_INAV_ENCODED_SSP2** [17] = "0110110001001110"
- constexpr char **GALILEO_INAV_ENCODED_SSP3** [17] = "1101000000111110"
- constexpr double **GLONASS_F_M_A** = 0.35e9

- Gravitational constant of atmosphere [m^3/s^2].*

 - constexpr double `GLONASS_SEMI_MAJOR_AXIS` = 6378136

Semi-major axis of Earth [m].

 - constexpr double `GLONASS_FLATTENING` = 1.0 / 29825784.0

Flattening parameter.

 - constexpr double `GLONASS_GRAVITY` = 97803284.0

Equatorial acceleration of gravity [mGal].

 - constexpr double `GLONASS_GRAVITY_CORRECTION` = 0.87

Correction to acceleration of gravity at sea-level due to Atmosphere[uGal].

 - constexpr double `GLONASS_J2` = 1082625.75e-9

Second zonal harmonic of the geopotential.

 - constexpr double `GLONASS_J4` = -2370.89e-9

Fourth zonal harmonic of the geopotential.

 - constexpr double `GLONASS_J6` = 6.08e-9

Sixth zonal harmonic of the geopotential.

 - constexpr double `GLONASS_J8` = 1.40e-11

Eighth zonal harmonic of the geopotential.

 - constexpr double `GLONASS_U0` = 62636861.4

Normal potential at surface of common terrestrial ellipsoid [m^2/s^2].

 - constexpr double `GLONASS_C20` = -1082.63e-6

Second zonal coefficient of spherical harmonic expansion.

 - constexpr double `GLONASS_EARTH_RADIUS` = 6378.136

Equatorial radius of Earth [km].

 - constexpr double `GLONASS_EARTH_INCLINATION` = 0.000409148809899e3

Mean inclination of ecliptic to equator (23 deg 26 min 33 sec) [rad].

 - constexpr double `GLONASS_TAU_0` = -0.005835151531174e3

(-334 deg 19 min 46.40 sec) [rad];

 - constexpr double `GLONASS_TAU_1` = 0.071018041257371e3

(4069 deg 02 min 02.52 sec) [rad];

 - constexpr double `GLONASS_MOON_Q0` = -0.001115184961435e3

(-63 deg 53 min 43.41 sec) [rad]

 - constexpr double `GLONASS_MOON_Q1` = 8.328691103668023e3

(477198 deg 50 min 56.79 sec) [rad]

 - constexpr double `GLONASS_MOON_OMEGA_0` = 0.004523601514852e3

(259 deg 10 min 59.79 sec) [rad]

 - constexpr double `GLONASS_MOON_OMEGA_1` = -0.033757146246552e3

(-1934 deg 08 min 31.23 sec) [rad]

 - constexpr double `GLONASS_MOON_GM` = 4902.835

Lunar gravitational constant [km^3/s^2].

 - constexpr double `GLONASS_MOON_SEMI_MAJOR_AXIS` = 3.84385243e5

Semi-major axis of lunar orbit [km];.

 - constexpr double `GLONASS_MOON_ECCENTRICITY` = 0.054900489

Eccentricity of lunar orbit.

 - constexpr double `GLONASS_MOON_INCLINATION` = 0.000089803977407e3

Inclination of lunar orbit to ecliptic plane (5 deg 08 min 43.4 sec) [rad].

 - constexpr double `GLONASS_SUN_OMEGA` = 0.004908229466869e3

TODO What is this operation in the seconds with T?(281 deg 13 min 15.0 + 6189.03 x T sec) [rad].

 - constexpr double `GLONASS_SUN_Q0` = 0.006256583774423e3

(358 deg 28 min 33.04 sec) [rad]

 - constexpr double `GLONASS_SUN_Q1` = 0e3

TODO Why is the value greater than 60?(129596579.10 sec) [rad].

- constexpr double `GLONASS_SUN_GM` = 0.1325263e12
Solar gravitational constant $[km^3/s^2]$.
- constexpr double `GLONASS_SUN_SEMI_MAJOR_AXIS` = 1.49598e8
Semi-major axis of solar orbit $[km]$.
- constexpr double `GLONASS_SUN_ECCENTRICITY` = 0.016719
Eccentricity of solar orbit.
- constexpr double `GLONASS_L2_CA_FREQ_HZ` = `FREQ2_GLO`
L2 $[Hz]$.
- constexpr double `GLONASS_L2_CA_DFREQ_HZ` = `DFRQ2_GLO`
Freq Bias for GLONASS L1 $[Hz]$.
- constexpr double `GLONASS_L2_CA_CODE_RATE_CPS` = 0.511e6
GLONASS L1 C/A code rate $[chips/s]$.
- constexpr double `GLONASS_L2_CA_CODE_LENGTH_CHIPS` = 511.0
GLONASS L1 C/A code length $[chips]$.
- constexpr double `GLONASS_L2_CA_CODE_PERIOD_S` = 0.001
GLONASS L1 C/A code period $[seconds]$.
- constexpr double `GLONASS_L2_CA_CHIP_PERIOD_S` = 1.9569e-06
GLONASS L1 C/A chip period $[seconds]$.
- constexpr double `GLONASS_L2_CA_SYMBOL_RATE_BPS` = 1000.0
- constexpr double `GLONASS_L1_CA_FREQ_HZ` = `FREQ1_GLO`
L1 $[Hz]$.
- constexpr double `GLONASS_L1_CA_DFREQ_HZ` = `DFRQ1_GLO`
Freq Bias for GLONASS L1 $[Hz]$.
- constexpr double `GLONASS_L1_CA_CODE_RATE_CPS` = 0.511e6
GLONASS L1 C/A code rate $[chips/s]$.
- constexpr double `GLONASS_L1_CA_CODE_LENGTH_CHIPS` = 511.0
GLONASS L1 C/A code length $[chips]$.
- constexpr double `GLONASS_L1_CA_CODE_PERIOD_S` = 0.001
GLONASS L1 C/A code period $[seconds]$.
- constexpr double `GLONASS_L1_CA_CHIP_PERIOD_S` = 1.9569e-06
GLONASS L1 C/A chip period $[seconds]$.
- constexpr double `GLONASS_L1_CA_SYMBOL_RATE_BPS` = 1000.0
- constexpr int32_t `GLONASS_CA_NBR_SATS` = 24
- constexpr int32_t `GLONASS_L1_CA_HISTORY_DEEP` = 100
- constexpr double `GLONASS_GNAV_PREAMBLE_DURATION_S` = 0.300
- constexpr int32_t `GLONASS_GNAV_PREAMBLE_LENGTH_BITS` = 30
- constexpr int32_t `GLONASS_GNAV_PREAMBLE_LENGTH_SYMBOLS` = 300
- constexpr int32_t `GLONASS_GNAV_PREAMBLE_PERIOD_SYMBOLS` = 2000
- constexpr int32_t `GLONASS_GNAV_TELEMETRY_RATE_BITS_SECOND` = 50
NAV message bit rate $[bits/s]$.
- constexpr int32_t `GLONASS_GNAV_TELEMETRY_SYMBOLS_PER_BIT` = 10
- constexpr int32_t `GLONASS_GNAV_TELEMETRY_SYMBOLS_PER_PREAMBLE_BIT` = 10
- constexpr int32_t `GLONASS_GNAV_TELEMETRY_RATE_SYMBOLS_SECOND` = `GLONASS_GNAV_TELEMETRY_RATE_BITS_SECOND` * `GLONASS_GNAV_TELEMETRY_SYMBOLS_PER_BIT`
NAV message bit rate $[symbols/s]$.
- constexpr int32_t `GLONASS_GNAV_STRING_SYMBOLS` = 2000
Number of bits per string in the GNAV message (85 data bits + 30 time mark bits) $[bits]$.
- constexpr int32_t `GLONASS_GNAV_STRING_BITS` = 85
Number of bits per string in the GNAV message (85 data bits + 30 time mark bits) $[bits]$.
- constexpr int32_t `GLONASS_GNAV_HAMMING_CODE_BITS` = 8
Number of bits in hamming code sequence of GNAV message.

- constexpr int32_t **GLONASS_GNAV_DATA_SYMBOLS** = 1700
- constexpr double **GLONASS_LEAP_SECONDS** [19][7]
Record of leap seconds definition for GLOT to GPST conversion and vice versa.
- const std::map< uint32_t, int32_t > **GLONASS_PRN**
- const std::vector< int32_t > **GLONASS_GNAV_CRC_I_INDEX** {9, 10, 12, 13, 15, 17, 19, 20, 22, 24, 26, 28, 30, 32, 34, 35, 37, 39, 41, 43, 45, 47, 49, 51, 53, 55, 57, 59, 61, 63, 65, 66, 68, 70, 72, 74, 76, 78, 80, 82, 84}
- const std::vector< int32_t > **GLONASS_GNAV_CRC_J_INDEX** {9, 11, 12, 14, 15, 18, 19, 21, 22, 25, 26, 29, 30, 33, 34, 36, 37, 40, 41, 44, 45, 48, 49, 52, 53, 56, 57, 60, 61, 64, 65, 67, 68, 71, 72, 75, 76, 79, 80, 83, 84}
- const std::vector< int32_t > **GLONASS_GNAV_CRC_K_INDEX** {10, 11, 12, 16, 17, 18, 19, 23, 24, 25, 26, 31, 32, 33, 34, 38, 39, 40, 41, 46, 47, 48, 49, 54, 55, 56, 57, 62, 63, 64, 65, 69, 70, 71, 72, 77, 78, 79, 80, 85}
- const std::vector< int32_t > **GLONASS_GNAV_CRC_L_INDEX** {13, 14, 15, 16, 17, 18, 19, 27, 28, 29, 30, 31, 32, 33, 34, 42, 43, 44, 45, 46, 47, 48, 49, 58, 59, 60, 61, 62, 63, 64, 65, 73, 74, 75, 76, 77, 78, 79, 80}
- const std::vector< int32_t > **GLONASS_GNAV_CRC_M_INDEX** {20, 21, 22, 23, 24, 25, 26, 27, 28, 29, 30, 31, 32, 33, 34, 50, 51, 52, 53, 54, 55, 56, 57, 58, 59, 60, 61, 62, 63, 64, 65, 81, 82, 83, 84, 85}
- const std::vector< int32_t > **GLONASS_GNAV_CRC_N_INDEX** {35, 36, 37, 38, 39, 40, 41, 42, 43, 44, 45, 46, 47, 48, 49, 50, 51, 52, 53, 54, 55, 56, 57, 58, 59, 60, 61, 62, 63, 64, 65}
- const std::vector< int32_t > **GLONASS_GNAV_CRC_P_INDEX** {66, 67, 68, 69, 70, 71, 72, 73, 74, 75, 76, 77, 78, 79, 80, 81, 82, 83, 84, 85}
- const std::vector< int32_t > **GLONASS_GNAV_CRC_Q_INDEX** {9, 10, 11, 12, 13, 14, 15, 16, 17, 18, 19, 20, 21, 22, 23, 24, 25, 26, 27, 28, 29, 30, 31, 32, 33, 34, 35, 36, 37, 38, 39, 40, 41, 42, 43, 44, 45, 46, 47, 48, 49, 50, 51, 52, 53, 54, 55, 56, 57, 58, 59, 60, 61, 62, 63, 64, 65, 66, 67, 68, 69, 70, 71, 72, 73, 74, 75, 76, 77, 78, 79, 80, 81, 82, 83, 84, 85}
- constexpr double **FREQ1** = 1.57542e9
L1/E1 frequency (Hz)
- constexpr double **FREQ2** = 1.22760e9
L2 frequency (Hz)
- constexpr double **FREQ5** = 1.17645e9
L5/E5a frequency (Hz)
- constexpr double **FREQ6** = 1.27875e9
E6/LEX frequency (Hz)
- constexpr double **FREQ7** = 1.20714e9
E5b frequency (Hz)
- constexpr double **FREQ8** = 1.191795e9
E5a+b frequency (Hz)
- constexpr double **FREQ9** = 2.492028e9
S frequency (Hz)
- constexpr double **FREQ1_GLO** = 1.60200e9
GLONASS G1 base frequency (Hz)
- constexpr double **DFRQ1_GLO** = 0.56250e6
GLONASS G1 bias frequency (Hz/n)
- constexpr double **FREQ2_GLO** = 1.24600e9
GLONASS G2 base frequency (Hz)
- constexpr double **DFRQ2_GLO** = 0.43750e6
GLONASS G2 bias frequency (Hz/n)
- constexpr double **FREQ3_GLO** = 1.202025e9
GLONASS G3 frequency (Hz)
- constexpr double **FREQ1_BDS** = 1.561098e9
BeiDou B1 frequency (Hz)
- constexpr double **FREQ2_BDS** = 1.20714e9
BeiDou B2 frequency (Hz)
- constexpr double **FREQ3_BDS** = 1.26852e9

BeiDou B3 frequency (Hz)

- constexpr uint32_t **CODE_NONE** = 0
obs code: none or unknown
- constexpr uint32_t **CODE_L1C** = 1
obs code: L1C/A, G1C/A, E1C (GPS, GLO, GAL, QZS, SBS)
- constexpr uint32_t **CODE_L1P** = 2
obs code: L1P, G1P (GPS, GLO)
- constexpr uint32_t **CODE_L1W** = 3
obs code: L1 Z-track (GPS)
- constexpr uint32_t **CODE_L1Y** = 4
obs code: L1Y (GPS)
- constexpr uint32_t **CODE_L1M** = 5
obs code: L1M (GPS)
- constexpr uint32_t **CODE_L1N** = 6
obs code: L1codeless (GPS)
- constexpr uint32_t **CODE_L1S** = 7
obs code: L1C(D) (GPS, QZS)
- constexpr uint32_t **CODE_L1L** = 8
obs code: L1C(P) (GPS, QZS)
- constexpr uint32_t **CODE_L1E** = 9
(not used)
- constexpr uint32_t **CODE_L1A** = 10
obs code: E1A (GAL)
- constexpr uint32_t **CODE_L1B** = 11
obs code: E1B (GAL)
- constexpr uint32_t **CODE_L1X** = 12
obs code: E1B+C, L1C(D+P) (GAL, QZS)
- constexpr uint32_t **CODE_L1Z** = 13
obs code: E1A+B+C, L1SAIF (GAL, QZS)
- constexpr uint32_t **CODE_L2C** = 14
obs code: L2C/A, G1C/A (GPS, GLO)
- constexpr uint32_t **CODE_L2D** = 15
obs code: L2 L1C/A-(P2-P1) (GPS)
- constexpr uint32_t **CODE_L2S** = 16
obs code: L2C(M) (GPS, QZS)
- constexpr uint32_t **CODE_L2L** = 17
obs code: L2C(L) (GPS, QZS)
- constexpr uint32_t **CODE_L2X** = 18
obs code: L2C(M+L), B1I+Q (GPS, QZS, BDS)
- constexpr uint32_t **CODE_L2P** = 19
obs code: L2P, G2P (GPS, GLO)
- constexpr uint32_t **CODE_L2W** = 20
obs code: L2 Z-track (GPS)
- constexpr uint32_t **CODE_L2Y** = 21
obs code: L2Y (GPS)
- constexpr uint32_t **CODE_L2M** = 22
obs code: L2M (GPS)
- constexpr uint32_t **CODE_L2N** = 23
obs code: L2codeless (GPS)
- constexpr uint32_t **CODE_L5I** = 24
obs code: L5/E5aI (GPS, GAL, QZS, SBS)

- constexpr uint32_t [CODE_L5Q](#) = 25
obs code: L5/E5aQ (GPS,GAL,QZS,SBS)
- constexpr uint32_t [CODE_L5X](#) = 26
obs code: L5/E5aI+Q/L5B+C (GPS,GAL,QZS,IRN,SBS)
- constexpr uint32_t [CODE_L7I](#) = 27
obs code: E5bI,B2I (GAL,BDS)
- constexpr uint32_t [CODE_L7Q](#) = 28
obs code: E5bQ,B2Q (GAL,BDS)
- constexpr uint32_t [CODE_L7X](#) = 29
obs code: E5bI+Q,B2I+Q (GAL,BDS)
- constexpr uint32_t [CODE_L6A](#) = 30
obs code: E6A (GAL)
- constexpr uint32_t [CODE_L6B](#) = 31
obs code: E6B (GAL)
- constexpr uint32_t [CODE_L6C](#) = 32
obs code: E6C (GAL)
- constexpr uint32_t [CODE_L6X](#) = 33
obs code: E6B+C,LEXS+L,B3I+Q (GAL,QZS,BDS)
- constexpr uint32_t [CODE_L6Z](#) = 34
obs code: E6A+B+C (GAL)
- constexpr uint32_t [CODE_L6S](#) = 35
obs code: LEXS (QZS)
- constexpr uint32_t [CODE_L6L](#) = 36
obs code: LEXL (QZS)
- constexpr uint32_t [CODE_L8I](#) = 37
obs code: E5(a+b)I (GAL)
- constexpr uint32_t [CODE_L8Q](#) = 38
obs code: E5(a+b)Q (GAL)
- constexpr uint32_t [CODE_L8X](#) = 39
obs code: E5(a+b)I+Q (GAL)
- constexpr uint32_t [CODE_L2I](#) = 40
obs code: B1I (BDS)
- constexpr uint32_t [CODE_L2Q](#) = 41
obs code: B1Q (BDS)
- constexpr uint32_t [CODE_L6I](#) = 42
obs code: B3I (BDS)
- constexpr uint32_t [CODE_L6Q](#) = 43
obs code: B3Q (BDS)
- constexpr uint32_t [CODE_L3I](#) = 44
obs code: G3I (GLO)
- constexpr uint32_t [CODE_L3Q](#) = 45
obs code: G3Q (GLO)
- constexpr uint32_t [CODE_L3X](#) = 46
obs code: G3I+Q (GLO)
- constexpr uint32_t [CODE_L1I](#) = 47
obs code: B1I (BDS)
- constexpr uint32_t [CODE_L1Q](#) = 48
obs code: B1Q (BDS)
- constexpr uint32_t [CODE_L5A](#) = 49
obs code: L5A SPS (IRN)
- constexpr uint32_t [CODE_L5B](#) = 50

- obs code: L5B RS(D) (IRN)*
- constexpr uint32_t **CODE_L5C** = 51
- obs code: L5C RS(P) (IRN)*
- constexpr uint32_t **CODE_L9A** = 52
- obs code: SA SPS (IRN)*
- constexpr uint32_t **CODE_L9B** = 53
- obs code: SB RS(D) (IRN)*
- constexpr uint32_t **CODE_L9C** = 54
- obs code: SC RS(P) (IRN)*
- constexpr uint32_t **CODE_L9X** = 55
- obs code: SB+C (IRN)*
- constexpr int32_t **MAXCODE** = 55
- max number of obs code*
- constexpr int32_t **GPS_CNAV_DATA_PAGE_BITS** = 300
- constexpr int32_t **CNAV_TOW_LSB** = 6
- constexpr int32_t **CNAV_TOP1_LSB** = 300
- constexpr int32_t **CNAV_TOE1_LSB** = 300
- constexpr double **CNAV_DELTA_A_LSB** = **TWO_N9**
- constexpr double **CNAV_A_DOT_LSB** = **TWO_N21**
- constexpr double **CNAV_DELTA_N0_LSB** = **TWO_N44** * **GNSS_PI**
- constexpr double **CNAV_DELTA_N0_DOT_LSB** = **TWO_N57** * **GNSS_PI**
- constexpr double **CNAV_M0_LSB** = **TWO_N32** * **GNSS_PI**
- constexpr double **CNAV_E_ECCENTRICITY_LSB** = **TWO_N34**
- constexpr double **CNAV_OMEGA_LSB** = **TWO_N32** * **GNSS_PI**
- constexpr int32_t **CNAV_TOE2_LSB** = 300
- constexpr double **CNAV_OMEGA0_LSB** = **TWO_N32** * **GNSS_PI**
- constexpr double **CNAV_I0_LSB** = **TWO_N32** * **GNSS_PI**
- constexpr double **CNAV_DELTA_OMEGA_DOT_LSB** = **TWO_N44** * **GNSS_PI**
- constexpr double **CNAV_I0_DOT_LSB** = **TWO_N44** * **GNSS_PI**
- constexpr double **CNAV_CIS_LSB** = **TWO_N30**
- constexpr double **CNAV_CIC_LSB** = **TWO_N30**
- constexpr double **CNAV_CRS_LSB** = **TWO_N8**
- constexpr double **CNAV_CRC_LSB** = **TWO_N8**
- constexpr double **CNAV_CUS_LSB** = **TWO_N30**
- constexpr double **CNAV_CUC_LSB** = **TWO_N30**
- constexpr int32_t **CNAV_TOP2_LSB** = 300
- constexpr int32_t **CNAV_TOC_LSB** = 300
- constexpr double **CNAV_AF0_LSB** = **TWO_N35**
- constexpr double **CNAV_AF1_LSB** = **TWO_N48**
- constexpr double **CNAV_AF2_LSB** = **TWO_N60**
- constexpr double **CNAV_TGD_LSB** = **TWO_N35**
- constexpr double **CNAV_ISCL1_LSB** = **TWO_N35**
- constexpr double **CNAV_ISCL2_LSB** = **TWO_N35**
- constexpr double **CNAV_ISCL5I_LSB** = **TWO_N35**
- constexpr double **CNAV_ISCL5Q_LSB** = **TWO_N35**
- constexpr double **CNAV_ALPHA0_LSB** = **TWO_N30**
- constexpr double **CNAV_ALPHA1_LSB** = **TWO_N27**
- constexpr double **CNAV_ALPHA2_LSB** = **TWO_N24**
- constexpr double **CNAV_ALPHA3_LSB** = **TWO_N24**
- constexpr double **CNAV_BETA0_LSB** = **TWO_P11**
- constexpr double **CNAV_BETA1_LSB** = **TWO_P14**
- constexpr double **CNAV_BETA2_LSB** = **TWO_P16**
- constexpr double **CNAV_BETA3_LSB** = **TWO_P16**
- constexpr double **CNAV_A0_LSB** = **TWO_N35**

- constexpr double **CNAV_A1_LSB** = **TWO_N51**
- constexpr double **CNAV_A2_LSB** = **TWO_N68**
- constexpr int32_t **CNAV_DELTA_TLS_LSB** = 1
- constexpr int32_t **CNAV_TOT_LSB** = **TWO_P4**
- constexpr int32_t **CNAV_WN_OT_LSB** = 1
- constexpr int32_t **CNAV_WN_LSF_LSB** = 1
- constexpr int32_t **CNAV_DN_LSB** = 1
- constexpr int32_t **CNAV_DELTA_TLSF_LSB** = 1
- constexpr double **CNAV_A_REF** = 26559710.0
- constexpr double **CNAV_OMEGA_DOT_REF** = -2.6e-9
- constexpr double **GPS_L1_FREQ_HZ** = **FREQ1**
L1 [Hz].
- constexpr double **GPS_L1_CA_CODE_RATE_CPS** = 1.023e6
GPS L1 C/A code rate [chips/s].
- constexpr double **GPS_L1_CA_CODE_LENGTH_CHIPS** = 1023.0
GPS L1 C/A code length [chips].
- constexpr double **GPS_L1_CA_CODE_PERIOD_S** = 0.001
GPS L1 C/A code period [seconds].
- constexpr double **GPS_L1_CA_CHIP_PERIOD_S** = 9.7752e-07
GPS L1 C/A chip period [seconds].
- constexpr uint32_t **GPS_L1_CA_CODE_PERIOD_MS** = 1U
GPS L1 C/A code period [ms].
- constexpr uint32_t **GPS_L1_CA_BIT_PERIOD_MS** = 20U
GPS L1 C/A bit period [ms].
- constexpr double **MAX_TOA_DELAY_MS** = 20.0
Maximum Time-Of-Arrival (TOA) difference between satellites for a receiver operated on Earth surface is 20 ms.
- constexpr uint32_t **GPS_L1_CA_OPT_ACQ_FS_SPS** = 2000000
Sampling frequency that maximizes the acquisition SNR while using a non-multiple of chip rate.
- constexpr int32_t **GPS_L1_CA_HISTORY_DEEP** = 100
- constexpr double **GPS_CA_PREAMBLE_DURATION_S** = 0.160
- constexpr int32_t **GPS_CA_PREAMBLE_LENGTH_BITS** = 8
- constexpr int32_t **GPS_CA_PREAMBLE_LENGTH_SYMBOLS** = 160
- constexpr int32_t **GPS_CA_PREAMBLE_DURATION_MS** = 160
- constexpr int32_t **GPS_CA_TELEMETRY_RATE_BITS_SECOND** = 50
NAV message bit rate [bits/s].
- constexpr int32_t **GPS_CA_TELEMETRY_SYMBOLS_PER_BIT** = 20
- constexpr int32_t **GPS_CA_TELEMETRY_RATE_SYMBOLS_SECOND** = **GPS_CA_TELEMETRY_RATE_BITS_SECOND** * **GPS_CA_TELEMETRY_SYMBOLS_PER_BIT**
NAV message bit rate [symbols/s].
- constexpr int32_t **GPS_WORD_LENGTH** = 4
CRC + GPS WORD (-2 -1 0 ... 29) Bits = 4 bytes.
- constexpr int32_t **GPS_SUBFRAME_LENGTH** = 40
GPS_WORD_LENGTH x 10 = 40 bytes.
- constexpr int32_t **GPS_SUBFRAME_BITS** = 300
Number of bits per subframe in the NAV message [bits].
- constexpr int32_t **GPS_SUBFRAME_SECONDS** = 6
Subframe duration [seconds].
- constexpr int32_t **GPS_SUBFRAME_MS** = 6000
Subframe duration [seconds].
- constexpr int32_t **GPS_WORD_BITS** = 30
Number of bits per word in the NAV message [bits].
- constexpr char **GPS_CA_PREAMBLE** [9] = "10001011"

- Generated by Doxygen

GPS L2 L code length [chips].

- `constexpr int32_t GPS_L2_CNAV_DATA_PAGE_BITS = 300`

GPS L2 CNAV page length, including preamble and CRC [bits].

- `constexpr int32_t GPS_L2_SYMBOLS_PER_BIT = 2`
- `constexpr int32_t GPS_L2_SAMPLES_PER_SYMBOL = 1`
- `constexpr int32_t GPS_L2_CNAV_DATA_PAGE_SYMBOLS = 600`
- `constexpr int32_t GPS_L2_CNAV_DATA_PAGE_DURATION_S = 12`
- `constexpr int32_t GPS_L2C_HISTORY_DEEP = 5`
- `constexpr uint32_t GPS_L2C_OPT_ACQ_FS_SPS = 2000000`

Sampling frequency that maximizes the acquisition SNR while using a non-multiple of chip rate.

- `constexpr int32_t GPS_L2C_M_INIT_REG [115]`
- `constexpr double GPS_L5_FREQ_HZ = FREQ5`

L5 [Hz].

- `constexpr double GPS_L5I_CODE_RATE_CPS = 10.23e6`

GPS L5I code rate [chips/s].

- `constexpr double GPS_L5I_PERIOD_S = 0.001`

GPS L5I code period [seconds].

- `constexpr double GPS_L5I_SYMBOL_PERIOD_S = 0.01`

GPS L5I symbol period [seconds].

- `constexpr double GPS_L5Q_CODE_RATE_CPS = 10.23e6`

GPS L5Q code rate [chips/s].

- `constexpr double GPS_L5Q_PERIOD_S = 0.001`

GPS L5Q code period [seconds].

- `constexpr int32_t GPS_L5Q_CODE_LENGTH_CHIPS = 10230`

GPS L5Q code length [chips].

- `constexpr int32_t GPS_L5I_CODE_LENGTH_CHIPS = 10230`

GPS L5I code length [chips].

- `constexpr int32_t GPS_L5I_PERIOD_MS = 1`

GPS L5I code period [ms].

- `constexpr int32_t GPS_L5I_SYMBOL_PERIOD_MS = 10`

GPS L5I symbol period [ms].

- `constexpr int32_t GPS_L5_HISTORY_DEEP = 5`
- `constexpr uint32_t GPS_L5_OPT_ACQ_FS_SPS = 10000000`

Sampling frequency that maximizes the acquisition SNR while using a non-multiple of chip rate.

- `constexpr int32_t GPS_L5I_INIT_REG [210]`
- `constexpr int32_t GPS_L5Q_INIT_REG [210]`
- `constexpr int32_t GPS_L5_CNAV_DATA_PAGE_BITS = 300`

GPS L5 CNAV page length, including preamble and CRC [bits].

- `constexpr int32_t GPS_L5_SYMBOLS_PER_BIT = 2`
- `constexpr int32_t GPS_L5_SAMPLES_PER_SYMBOL = 10`
- `constexpr int32_t GPS_L5_CNAV_DATA_PAGE_SYMBOLS = 600`
- `constexpr int32_t GPS_L5_CNAV_DATA_PAGE_DURATION_S = 6`
- `constexpr int32_t GPS_L5I_NH_CODE_LENGTH = 10`
- `constexpr int32_t GPS_L5I_NH_CODE [10] = {0, 0, 0, 0, 1, 1, 0, 1, 0, 1}`
- `constexpr int32_t GPS_L5Q_NH_CODE_LENGTH = 20`
- `constexpr int32_t GPS_L5Q_NH_CODE [20] = {0, 0, 0, 0, 0, 1, 0, 0, 1, 1, 0, 1, 0, 1, 0, 0, 1, 1, 1, 0}`
- `constexpr char GPS_L5I_NH_CODE_STR [11] = "0000110101"`
- `constexpr char GPS_L5Q_NH_CODE_STR [21] = "00000100110101001110"`
- `constexpr double GNSS_OMEGA_EARTH_DOT = 7.2921151467e-5`

Default Earth rotation rate, [rad/s].

- `constexpr double SPEED_OF_LIGHT_M_S = 299792458.0`

Speed of light in vacuum [m/s].

- constexpr double `SPEED_OF_LIGHT_M_MS` = 299792.4580
Speed of light in vacuum [m/ms].
- constexpr double `GPS_GM` = 3.986005e14
Universal gravitational constant times the mass of the Earth, [m^3/s^2] IS-GPS-200M, 20.3.3.3.3.1.
- constexpr double `GPS_F` = -4.442807633e-10
Constant, [$s/(m)^{1/2}$], IS-GPS-200M, 20.3.3.3.3.1.
- constexpr double `GALILEO_GM` = 3.986004418e14
Geocentric gravitational constant [m^3/s^2], OS SIS ICD v2.0, pag. 44.
- constexpr double `GALILEO_F` = -4.442807309e-10
Constant, [$s/(m)^{1/2}$]. OS SIS ICD v2.0, pag. 47.
- constexpr double `GLONASS_OMEGA_EARTH_DOT` = 7.292115e-5
Earth rotation rate, [rad/s] ICD L1, L2 GLONASS Edition 5.1 2008 pag. 55.
- constexpr double `GLONASS_GM` = 398600.44e9
Universal gravitational constant times the mass of the Earth, [m^3/s^2].
- constexpr double `BEIDOU_OMEGA_EARTH_DOT` = 7.2921150e-5
Earth rotation rate, [rad/s] as defined in BDS-SIS-ICD-B1I-3.0 2019-02, pag. 3.
- constexpr double `BEIDOU_GM` = 3.986004418e14
Universal gravitational constant times the mass of the Earth, [m^3/s^2] as defined in CGCS2000.
- constexpr double `BEIDOU_F` = -4.442807309e-10
Constant, [$s/(m)^{1/2}$] $F=-2(GM)^{.5}/C^2$.
- constexpr double `GNSS_PI` = 3.1415926535898
pi constant as defined for GNSS
- constexpr double `HALF_PI` = `GNSS_PI` / 2.0
pi/2
- constexpr double `TWO_PI` = 2.0 * `GNSS_PI`
*2 * pi*
- constexpr double `TWO_P3` = 8.0
2^3
- constexpr double `TWO_P4` = 16.0
2^4
- constexpr double `TWO_P8` = 256.0
2^8
- constexpr double `TWO_P11` = 2048.0
2^11
- constexpr double `TWO_P12` = 4096.0
2^12
- constexpr double `TWO_P14` = 16384.0
2^14
- constexpr double `TWO_P16` = 65536.0
2^16
- constexpr double `TWO_P19` = 524288.0
2^19
- constexpr double `TWO_P31` = 2147483648.0
2^31
- constexpr double `TWO_P32` = 4294967296.0
2^32
- constexpr double `TWO_P56` = 7.205759403792794e+016
2^56
- constexpr double `TWO_P57` = 1.441151880758559e+017
2^57
- constexpr double `TWO_N2` = 0.25

- 2^{-2}
- constexpr double [TWO_N5](#) = 0.03125
- 2^{-5}
- constexpr double [TWO_N6](#) = 0.015625
- 2^{-6}
- constexpr double [TWO_N8](#) = 0.00390625
- 2^{-8}
- constexpr double [TWO_N9](#) = 0.001953125
- 2^{-9}
- constexpr double [TWO_N10](#) = 0.0009765625
- 2^{-10}
- constexpr double [TWO_N11](#) = 4.882812500000000e-004
- 2^{-11}
- constexpr double [TWO_N14](#) = 0.00006103515625
- 2^{-14}
- constexpr double [TWO_N15](#) = 0.00003051757813
- 2^{-15}
- constexpr double [TWO_N16](#) = 0.0000152587890625
- 2^{-16}
- constexpr double [TWO_N17](#) = 7.629394531250000e-006
- 2^{-17}
- constexpr double [TWO_N18](#) = 3.814697265625000e-006
- 2^{-18}
- constexpr double [TWO_N19](#) = 1.907348632812500e-006
- 2^{-19}
- constexpr double [TWO_N20](#) = 9.536743164062500e-007
- 2^{-20}
- constexpr double [TWO_N21](#) = 4.768371582031250e-007
- 2^{-21}
- constexpr double [TWO_N22](#) = 2.384185791015625e-007
- 2^{-22}
- constexpr double [TWO_N23](#) = 1.192092895507810e-007
- 2^{-23}
- constexpr double [TWO_N24](#) = 5.960464477539063e-008
- 2^{-24}
- constexpr double [TWO_N25](#) = 2.980232238769531e-008
- 2^{-25}
- constexpr double [TWO_N26](#) = 1.490116119384765e-009
- 2^{-26}
- constexpr double [TWO_N27](#) = 7.450580596923828e-009
- 2^{-27}
- constexpr double [TWO_N29](#) = 1.862645149230957e-009
- 2^{-29}
- constexpr double [TWO_N30](#) = 9.313225746154785e-010
- 2^{-30}
- constexpr double [TWO_N31](#) = 4.656612873077393e-010
- 2^{-31}
- constexpr double [TWO_N32](#) = 2.328306436538696e-010
- 2^{-32}
- constexpr double [TWO_N33](#) = 1.164153218269348e-010
- 2^{-33}

- constexpr double [TWO_N34](#) = 5.82076609134674e-011
 2^{-34}
- constexpr double [TWO_N35](#) = 2.91038304567337e-011
 2^{-35}
- constexpr double [TWO_N38](#) = 3.637978807091713e-012
 2^{-38}
- constexpr double [TWO_N39](#) = 1.818989403545856e-012
 2^{-39}
- constexpr double [TWO_N40](#) = 9.094947017729280e-013
 2^{-40}
- constexpr double [TWO_N43](#) = 1.136868377216160e-013
 2^{-43}
- constexpr double [TWO_N44](#) = 5.684341886080802e-14
 2^{-44}
- constexpr double [TWO_N46](#) = 1.4210854715202e-014
 2^{-46}
- constexpr double [TWO_N48](#) = 3.552713678800501e-15
 2^{-46}
- constexpr double [TWO_N50](#) = 8.881784197001252e-016
 2^{-50}
- constexpr double [TWO_N51](#) = 4.44089209850063e-016
 2^{-51}
- constexpr double [TWO_N55](#) = 2.775557561562891e-017
 2^{-55}
- constexpr double [TWO_N57](#) = 6.938893903907228e-18
 2^{-57}
- constexpr double [TWO_N59](#) = 1.73472347597681e-018
 2^{-59}
- constexpr double [TWO_N60](#) = 8.673617379884036e-19
 2^{-60}
- constexpr double [TWO_N66](#) = 1.3552527156068805425093160010874271392822265625e-20
 2^{-66}
- constexpr double [TWO_N68](#) = 3.388131789017201e-21
 2^{-68}
- constexpr double [PI_TWO_N19](#) = 5.992112452678286e-006
 $Pi * 2^{-19}$.
- constexpr double [PI_TWO_N43](#) = 3.571577341960839e-013
 $Pi * 2^{-43}$.
- constexpr double [PI_TWO_N31](#) = 1.462918079267160e-009
 $Pi * 2^{-31}$.
- constexpr double [PI_TWO_N38](#) = 1.142904749427469e-011
 $Pi * 2^{-38}$.
- constexpr double [PI_TWO_N23](#) = 3.745070282923929e-007
 $Pi * 2^{-23}$.
- constexpr double [D2R](#) = [GNSS_PI](#) / 180.0
deg to rad
- constexpr double [R2D](#) = 180.0 / [GNSS_PI](#)
rad to deg
- constexpr double [SC2RAD](#) = [GNSS_PI](#)
semi-circle to radian (IS-GPS)
- constexpr double [AS2R](#) = [D2R](#) / 3600.0
arc sec to radian
- constexpr double [AU](#) = 149597870691.0
1 Astronomical Unit AU (m) distance from Earth to the Sun.

9.49.1 Detailed Description

Classes containing info about system parameters for the different GNSS.

GNSS parameters

9.49.2 Macro Definition Documentation

9.49.2.1 GLONASS_GNAV_PREAMBLE

```
#define GLONASS_GNAV_PREAMBLE
```

Value:

```
{
    1, 1, 1, 1, 1, 0, 0, 0, 1, 1, 0, 1, 1, 1, 0, 1, 0, 1, 0, 0, 0, 0, 1, 0, 0, 1, 0, 1, 1, 0 \
}
```

Definition at line 90 of file GLONASS_L1_L2_CA.h.

9.49.3 Function Documentation

9.49.3.1 ALPHA_0()

```
const std::vector<std::pair<int32_t, int32_t> > ALPHA_0 (
    {{69, 8}} )
```

Todo read all pages of subframe 4

9.49.3.2 T_OA()

```
const std::vector<std::pair<int32_t, int32_t> > T_OA (
    {{69, 8}} )
```

Todo read all pages of subframe 5

9.49.4 Variable Documentation

9.49.4.1 AS2R

```
constexpr double AS2R = D2R / 3600.0
```

arc sec to radian

Definition at line 126 of file MATH_CONSTANTS.h.

9.49.4.2 AU

```
constexpr double AU = 149597870691.0
```

1 Astronomical Unit AU (m) distance from Earth to the Sun.

Definition at line 128 of file MATH_CONSTANTS.h.

9.49.4.3 BEIDOU_B1I_CODE_LENGTH_CHIPS

```
constexpr double BEIDOU_B1I_CODE_LENGTH_CHIPS = 2046.0
```

Beidou B1I code length [chips].

Definition at line 34 of file Beidou_B1I.h.

9.49.4.4 BEIDOU_B1I_CODE_PERIOD_MS

```
constexpr uint32_t BEIDOU_B1I_CODE_PERIOD_MS = 1
```

Beidou B1I code period [ms].

Definition at line 37 of file Beidou_B1I.h.

9.49.4.5 BEIDOU_B1I_CODE_PERIOD_S

```
constexpr double BEIDOU_B1I_CODE_PERIOD_S = 0.001
```

Beidou B1I code period [seconds].

Definition at line 35 of file Beidou_B1I.h.

9.49.4.6 BEIDOU_B1I_CODE_RATE_CPS

```
constexpr double BEIDOU_B1I_CODE_RATE_CPS = 2.046e6
```

Beidou B1I code rate [chips/s].

Definition at line 33 of file Beidou_B1I.h.

9.49.4.7 BEIDOU_B1I_FREQ_HZ

```
constexpr double BEIDOU_B1I_FREQ_HZ = FREQ1\_BDS
```

B1I [Hz].

Definition at line 32 of file Beidou_B1I.h.

9.49.4.8 BEIDOU_B3I_CODE_LENGTH_CHIPS

```
constexpr double BEIDOU_B3I_CODE_LENGTH_CHIPS = 10230.0
```

BeiDou B3I code length [chips].

Definition at line 33 of file Beidou_B3I.h.

9.49.4.9 BEIDOU_B3I_CODE_PERIOD_MS

```
constexpr uint32_t BEIDOU_B3I_CODE_PERIOD_MS = 1
```

BeiDou B3I code period [ms].

Definition at line 36 of file Beidou_B3I.h.

9.49.4.10 BEIDOU_B3I_CODE_PERIOD_S

```
constexpr double BEIDOU_B3I_CODE_PERIOD_S = 0.001
```

BeiDou B3I code period [seconds].

Definition at line 34 of file Beidou_B3I.h.

9.49.4.11 BEIDOU_B3I_CODE_RATE_CPS

```
constexpr double BEIDOU_B3I_CODE_RATE_CPS = 10.23e6
```

BeiDou B3I code rate [chips/s].

Definition at line 32 of file Beidou_B3I.h.

9.49.4.12 BEIDOU_B3I_FREQ_HZ

```
constexpr double BEIDOU_B3I_FREQ_HZ = FREQ3\_BDS
```

BeiDou B3I [Hz].

Definition at line 31 of file Beidou_B3I.h.

9.49.4.13 BEIDOU_B3I_TELEMETRY_RATE_BITS_SECOND

```
constexpr int32_t BEIDOU_B3I_TELEMETRY_RATE_BITS_SECOND = 50
```

D1 NAV message bit rate [bits/s].

Definition at line 42 of file Beidou_B3I.h.

9.49.4.14 BEIDOU_DNAV_SUBFRAME_DATA_BITS

```
constexpr int32_t BEIDOU_DNAV_SUBFRAME_DATA_BITS = 300
```

Number of bits per subframe in the NAV message [bits].

Definition at line 87 of file Beidou_DNAV.h.

9.49.4.15 BEIDOU_F

```
constexpr double BEIDOU_F = -4.442807309e-10
```

Constant, $[s/(m)^{(1/2)}] F = -2(GM)^{.5}/C^2$.

Definition at line 45 of file MATH_CONSTANTS.h.

9.49.4.16 BEIDOU_GM

```
constexpr double BEIDOU_GM = 3.986004418e14
```

Universal gravitational constant times the mass of the Earth, $[m^3/s^2]$ as defined in CGCS2000.

Definition at line 44 of file MATH_CONSTANTS.h.

9.49.4.17 BEIDOU_OMEGA_EARTH_DOT

```
constexpr double BEIDOU_OMEGA_EARTH_DOT = 7.2921150e-5
```

Earth rotation rate, $[rad/s]$ as defined in BDS-SIS-ICD-B1I-3.0 2019-02, pag. 3.

Definition at line 43 of file MATH_CONSTANTS.h.

9.49.4.18 CODE_L1A

```
constexpr uint32_t CODE_L1A = 10
```

obs code: E1A (GAL)

Definition at line 40 of file gnss_obs_codes.h.

9.49.4.19 CODE_L1B

```
constexpr uint32_t CODE_L1B = 11
```

obs code: E1B (GAL)

Definition at line 41 of file gnss_obs_codes.h.

9.49.4.20 CODE_L1C

```
constexpr uint32_t CODE_L1C = 1
```

obs code: L1C/A,G1C/A,E1C (GPS,GLO,GAL,QZS,SBS)

Definition at line 31 of file gnss_obs_codes.h.

9.49.4.21 CODE_L1E

```
constexpr uint32_t CODE_L1E = 9
```

(not used)

Definition at line 39 of file gnss_obs_codes.h.

9.49.4.22 CODE_L1I

```
constexpr uint32_t CODE_L1I = 47
```

obs code: B1I (BDS)

Definition at line 77 of file gnss_obs_codes.h.

9.49.4.23 CODE_L1L

```
constexpr uint32_t CODE_L1L = 8
```

obs code: L1C(P) (GPS,QZS)

Definition at line 38 of file gnss_obs_codes.h.

9.49.4.24 CODE_L1M

```
constexpr uint32_t CODE_L1M = 5
```

obs code: L1M (GPS)

Definition at line 35 of file gnss_obs_codes.h.

9.49.4.25 CODE_L1N

```
constexpr uint32_t CODE_L1N = 6
```

obs code: L1codeless (GPS)

Definition at line 36 of file gnss_obs_codes.h.

9.49.4.26 CODE_L1P

```
constexpr uint32_t CODE_L1P = 2
```

obs code: L1P,G1P (GPS,GLO)

Definition at line 32 of file gnss_obs_codes.h.

9.49.4.27 CODE_L1Q

```
constexpr uint32_t CODE_L1Q = 48
```

obs code: B1Q (BDS)

Definition at line 78 of file gnss_obs_codes.h.

9.49.4.28 CODE_L1S

```
constexpr uint32_t CODE_L1S = 7
```

obs code: L1C(D) (GPS,QZS)

Definition at line 37 of file gnss_obs_codes.h.

9.49.4.29 CODE_L1W

```
constexpr uint32_t CODE_L1W = 3
```

obs code: L1 Z-track (GPS)

Definition at line 33 of file gnss_obs_codes.h.

9.49.4.30 CODE_L1X

```
constexpr uint32_t CODE_L1X = 12
```

obs code: E1B+C,L1C(D+P) (GAL,QZS)

Definition at line 42 of file gnss_obs_codes.h.

9.49.4.31 CODE_L1Y

```
constexpr uint32_t CODE_L1Y = 4
```

obs code: L1Y (GPS)

Definition at line 34 of file gnss_obs_codes.h.

9.49.4.32 CODE_L1Z

```
constexpr uint32_t CODE_L1Z = 13
```

obs code: E1A+B+C,L1SAIF (GAL,QZS)

Definition at line 43 of file gnss_obs_codes.h.

9.49.4.33 CODE_L2C

```
constexpr uint32_t CODE_L2C = 14
```

obs code: L2C/A,G1C/A (GPS,GLO)

Definition at line 44 of file gnss_obs_codes.h.

9.49.4.34 CODE_L2D

```
constexpr uint32_t CODE_L2D = 15
```

obs code: L2 L1C/A-(P2-P1) (GPS)

Definition at line 45 of file gnss_obs_codes.h.

9.49.4.35 CODE_L2I

```
constexpr uint32_t CODE_L2I = 40
```

obs code: B1I (BDS)

Definition at line 70 of file gnss_obs_codes.h.

9.49.4.36 CODE_L2L

```
constexpr uint32_t CODE_L2L = 17
```

obs code: L2C(L) (GPS,QZS)

Definition at line 47 of file gnss_obs_codes.h.

9.49.4.37 CODE_L2M

```
constexpr uint32_t CODE_L2M = 22
```

obs code: L2M (GPS)

Definition at line 52 of file gnss_obs_codes.h.

9.49.4.38 CODE_L2N

```
constexpr uint32_t CODE_L2N = 23
```

obs code: L2codeless (GPS)

Definition at line 53 of file gnss_obs_codes.h.

9.49.4.39 CODE_L2P

```
constexpr uint32_t CODE_L2P = 19
```

obs code: L2P,G2P (GPS,GLO)

Definition at line 49 of file gnss_obs_codes.h.

9.49.4.40 CODE_L2Q

```
constexpr uint32_t CODE_L2Q = 41
```

obs code: B1Q (BDS)

Definition at line 71 of file gnss_obs_codes.h.

9.49.4.41 CODE_L2S

```
constexpr uint32_t CODE_L2S = 16
```

obs code: L2C(M) (GPS,QZS)

Definition at line 46 of file gnss_obs_codes.h.

9.49.4.42 CODE_L2W

```
constexpr uint32_t CODE_L2W = 20
```

obs code: L2 Z-track (GPS)

Definition at line 50 of file gnss_obs_codes.h.

9.49.4.43 CODE_L2X

```
constexpr uint32_t CODE_L2X = 18
```

obs code: L2C(M+L),B1I+Q (GPS,QZS,BDS)

Definition at line 48 of file gnss_obs_codes.h.

9.49.4.44 CODE_L2Y

```
constexpr uint32_t CODE_L2Y = 21
```

obs code: L2Y (GPS)

Definition at line 51 of file gnss_obs_codes.h.

9.49.4.45 CODE_L3I

```
constexpr uint32_t CODE_L3I = 44
```

obs code: G3I (GLO)

Definition at line 74 of file gnss_obs_codes.h.

9.49.4.46 CODE_L3Q

```
constexpr uint32_t CODE_L3Q = 45
```

obs code: G3Q (GLO)

Definition at line 75 of file gnss_obs_codes.h.

9.49.4.47 CODE_L3X

```
constexpr uint32_t CODE_L3X = 46
```

obs code: G3I+Q (GLO)

Definition at line 76 of file gnss_obs_codes.h.

9.49.4.48 CODE_L5A

```
constexpr uint32_t CODE_L5A = 49
```

obs code: L5A SPS (IRN)

Definition at line 79 of file gnss_obs_codes.h.

9.49.4.49 CODE_L5B

```
constexpr uint32_t CODE_L5B = 50
```

obs code: L5B RS(D) (IRN)

Definition at line 80 of file gnss_obs_codes.h.

9.49.4.50 CODE_L5C

```
constexpr uint32_t CODE_L5C = 51
```

obs code: L5C RS(P) (IRN)

Definition at line 81 of file gnss_obs_codes.h.

9.49.4.51 CODE_L5I

```
constexpr uint32_t CODE_L5I = 24
```

obs code: L5/E5aI (GPS,GAL,QZS,SBS)

Definition at line 54 of file gnss_obs_codes.h.

9.49.4.52 CODE_L5Q

```
constexpr uint32_t CODE_L5Q = 25
```

obs code: L5/E5aQ (GPS,GAL,QZS,SBS)

Definition at line 55 of file gnss_obs_codes.h.

9.49.4.53 CODE_L5X

```
constexpr uint32_t CODE_L5X = 26
```

obs code: L5/E5aI+Q/L5B+C (GPS,GAL,QZS,IRN,SBS)

Definition at line 56 of file gnss_obs_codes.h.

9.49.4.54 CODE_L6A

```
constexpr uint32_t CODE_L6A = 30
```

obs code: E6A (GAL)

Definition at line 60 of file gnss_obs_codes.h.

9.49.4.55 CODE_L6B

```
constexpr uint32_t CODE_L6B = 31
```

obs code: E6B (GAL)

Definition at line 61 of file gnss_obs_codes.h.

9.49.4.56 CODE_L6C

```
constexpr uint32_t CODE_L6C = 32
```

obs code: E6C (GAL)

Definition at line 62 of file gnss_obs_codes.h.

9.49.4.57 CODE_L6I

```
constexpr uint32_t CODE_L6I = 42
```

obs code: B3I (BDS)

Definition at line 72 of file gnss_obs_codes.h.

9.49.4.58 CODE_L6L

```
constexpr uint32_t CODE_L6L = 36
```

obs code: LEXL (QZS)

Definition at line 66 of file gnss_obs_codes.h.

9.49.4.59 CODE_L6Q

```
constexpr uint32_t CODE_L6Q = 43
```

obs code: B3Q (BDS)

Definition at line 73 of file gnss_obs_codes.h.

9.49.4.60 CODE_L6S

```
constexpr uint32_t CODE_L6S = 35
```

obs code: LEXS (QZS)

Definition at line 65 of file gnss_obs_codes.h.

9.49.4.61 CODE_L6X

```
constexpr uint32_t CODE_L6X = 33
```

obs code: E6B+C,LEXS+L,B3I+Q (GAL,QZS,BDS)

Definition at line 63 of file gnss_obs_codes.h.

9.49.4.62 CODE_L6Z

```
constexpr uint32_t CODE_L6Z = 34
```

obs code: E6A+B+C (GAL)

Definition at line 64 of file gnss_obs_codes.h.

9.49.4.63 CODE_L7I

```
constexpr uint32_t CODE_L7I = 27
```

obs code: E5bI,B2I (GAL,BDS)

Definition at line 57 of file gnss_obs_codes.h.

9.49.4.64 CODE_L7Q

```
constexpr uint32_t CODE_L7Q = 28
```

obs code: E5bQ,B2Q (GAL,BDS)

Definition at line 58 of file gnss_obs_codes.h.

9.49.4.65 CODE_L7X

```
constexpr uint32_t CODE_L7X = 29
```

obs code: E5bI+Q,B2I+Q (GAL,BDS)

Definition at line 59 of file gnss_obs_codes.h.

9.49.4.66 CODE_L8I

```
constexpr uint32_t CODE_L8I = 37
```

obs code: E5(a+b)I (GAL)

Definition at line 67 of file gnss_obs_codes.h.

9.49.4.67 CODE_L8Q

```
constexpr uint32_t CODE_L8Q = 38
```

obs code: E5(a+b)Q (GAL)

Definition at line 68 of file gnss_obs_codes.h.

9.49.4.68 CODE_L8X

```
constexpr uint32_t CODE_L8X = 39
```

obs code: E5(a+b)I+Q (GAL)

Definition at line 69 of file gnss_obs_codes.h.

9.49.4.69 CODE_L9A

```
constexpr uint32_t CODE_L9A = 52
```

obs code: SA SPS (IRN)

Definition at line 82 of file gnss_obs_codes.h.

9.49.4.70 CODE_L9B

```
constexpr uint32_t CODE_L9B = 53
```

obs code: SB RS(D) (IRN)

Definition at line 83 of file gnss_obs_codes.h.

9.49.4.71 CODE_L9C

```
constexpr uint32_t CODE_L9C = 54
```

obs code: SC RS(P) (IRN)

Definition at line 84 of file gnss_obs_codes.h.

9.49.4.72 CODE_L9X

```
constexpr uint32_t CODE_L9X = 55
```

obs code: SB+C (IRN)

Definition at line 85 of file gnss_obs_codes.h.

9.49.4.73 CODE_NONE

```
constexpr uint32_t CODE_NONE = 0
```

obs code: none or unknown

Definition at line 30 of file gnss_obs_codes.h.

9.49.4.74 D2R

```
constexpr double D2R = GNSS_PI / 180.0
```

deg to rad

Definition at line 123 of file MATH_CONSTANTS.h.

9.49.4.75 DFRQ1_GLO

```
constexpr double DFRQ1_GLO = 0.56250e6
```

GLONASS G1 bias frequency (Hz/n)

Definition at line 36 of file gnss_frequencies.h.

9.49.4.76 DFRQ2_GLO

```
constexpr double DFRQ2_GLO = 0.43750e6
```

GLONASS G2 bias frequency (Hz/n)

Definition at line 38 of file gnss_frequencies.h.

9.49.4.77 FREQ1

```
constexpr double FREQ1 = 1.57542e9
```

L1/E1 frequency (Hz)

Definition at line 28 of file gnss_frequencies.h.

9.49.4.78 FREQ1_BDS

```
constexpr double FREQ1_BDS = 1.561098e9
```

BeiDou B1 frequency (Hz)

Definition at line 40 of file gnss_frequencies.h.

9.49.4.79 FREQ1_GLO

```
constexpr double FREQ1_GLO = 1.60200e9
```

GLONASS G1 base frequency (Hz)

Definition at line 35 of file gnss_frequencies.h.

9.49.4.80 FREQ2

```
constexpr double FREQ2 = 1.22760e9
```

L2 frequency (Hz)

Definition at line 29 of file gnss_frequencies.h.

9.49.4.81 FREQ2_BDS

```
constexpr double FREQ2_BDS = 1.20714e9
```

BeiDou B2 frequency (Hz)

Definition at line 41 of file gnss_frequencies.h.

9.49.4.82 FREQ2_GLO

```
constexpr double FREQ2_GLO = 1.24600e9
```

GLONASS G2 base frequency (Hz)

Definition at line 37 of file gnss_frequencies.h.

9.49.4.83 FREQ3_BDS

```
constexpr double FREQ3_BDS = 1.26852e9
```

BeiDou B3 frequency (Hz)

Definition at line 42 of file gnss_frequencies.h.

9.49.4.84 FREQ3_GLO

```
constexpr double FREQ3_GLO = 1.202025e9
```

GLONASS G3 frequency (Hz)

Definition at line 39 of file gnss_frequencies.h.

9.49.4.85 FREQ5

```
constexpr double FREQ5 = 1.17645e9
```

L5/E5a frequency (Hz)

Definition at line 30 of file gnss_frequencies.h.

9.49.4.86 **FREQ6**

```
constexpr double FREQ6 = 1.27875e9
```

E6/LEX frequency (Hz)

Definition at line 31 of file gnss_frequencies.h.

9.49.4.87 **FREQ7**

```
constexpr double FREQ7 = 1.20714e9
```

E5b frequency (Hz)

Definition at line 32 of file gnss_frequencies.h.

9.49.4.88 **FREQ8**

```
constexpr double FREQ8 = 1.191795e9
```

E5a+b frequency (Hz)

Definition at line 33 of file gnss_frequencies.h.

9.49.4.89 **FREQ9**

```
constexpr double FREQ9 = 2.492028e9
```

S frequency (Hz)

Definition at line 34 of file gnss_frequencies.h.

9.49.4.90 **GALILEO_CNAV_PAGE_MS**

```
constexpr int32_t GALILEO_CNAV_PAGE_MS = 1
```

Duration in ms of a CNAV page.

Definition at line 35 of file Galileo_CNAV.h.

9.49.4.91 GALILEO_CNAV_SYMBOLS_PER_PAGE

```
constexpr int32_t GALILEO_CNAV_SYMBOLS_PER_PAGE = 1000
```

Total number of symbols per HAS page including the sync pattern.

Definition at line 33 of file Galileo_CNAV.h.

9.49.4.92 GALILEO_E1_B_CODE_LENGTH_CHIPS

```
constexpr double GALILEO_E1_B_CODE_LENGTH_CHIPS = 4092.0
```

Galileo E1-B code length [chips].

Definition at line 39 of file Galileo_E1.h.

9.49.4.93 GALILEO_E1_B_SAMPLES_PER_SYMBOL

```
constexpr int32_t GALILEO_E1_B_SAMPLES_PER_SYMBOL = 1
```

$(\text{Galileo_E1_CODE_CHIP_RATE_HZ} / \text{Galileo_E1_B_CODE_LENGTH_CHIPS}) / \text{Galileo_E1_B_SYMBOL_RATE_BPS}$

Definition at line 42 of file Galileo_E1.h.

9.49.4.94 GALILEO_E1_B_SYMBOL_RATE_BPS

```
constexpr double GALILEO_E1_B_SYMBOL_RATE_BPS = 250.0
```

Galileo E1-B symbol rate [bits/second].

Definition at line 40 of file Galileo_E1.h.

9.49.4.95 GALILEO_E1_C_SECONDARY_CODE_LENGTH

```
constexpr int32_t GALILEO_E1_C_SECONDARY_CODE_LENGTH = 25
```

Galileo E1-C secondary code length [chips].

Definition at line 43 of file Galileo_E1.h.

9.49.4.96 GALILEO_E1_CODE_CHIP_RATE_CPS

```
constexpr double GALILEO_E1_CODE_CHIP_RATE_CPS = 1.023e6
```

Galileo E1 code rate [chips/s].

Definition at line 35 of file Galileo_E1.h.

9.49.4.97 GALILEO_E1_CODE_PERIOD_MS

```
constexpr uint32_t GALILEO_E1_CODE_PERIOD_MS = 4
```

Galileo E1 code period [ms].

Definition at line 41 of file Galileo_E1.h.

9.49.4.98 GALILEO_E1_CODE_PERIOD_S

```
constexpr double GALILEO_E1_CODE_PERIOD_S = 0.004
```

Galileo E1 code period [s].

Definition at line 36 of file Galileo_E1.h.

9.49.4.99 GALILEO_E1_FREQ_HZ

```
constexpr double GALILEO_E1_FREQ_HZ = FREQ1
```

Galileo E1 carrier frequency [Hz].

Definition at line 34 of file Galileo_E1.h.

9.49.4.100 GALILEO_E1_HISTORY_DEEP

```
constexpr int32_t GALILEO_E1_HISTORY_DEEP = 100
```

Observable history length for interpolation.

Definition at line 50 of file Galileo_E1.h.

9.49.4.101 GALILEO_E1_OPT_ACQ_FS_SPS

```
constexpr uint32_t GALILEO_E1_OPT_ACQ_FS_SPS = 2000000
```

Sampling frequency that maximizes the acquisition SNR while using a non-multiple of chip rate.

Definition at line 48 of file Galileo_E1.h.

9.49.4.102 GALILEO_E1_SUB_CARRIER_A_RATE_HZ

```
constexpr double GALILEO_E1_SUB_CARRIER_A_RATE_HZ = 1.023e6
```

Galileo E1 sub-carrier 'a' rate [Hz].

Definition at line 37 of file Galileo_E1.h.

9.49.4.103 GALILEO_E1_SUB_CARRIER_B_RATE_HZ

```
constexpr double GALILEO_E1_SUB_CARRIER_B_RATE_HZ = 6.138e6
```

Galileo E1 sub-carrier 'b' rate [Hz].

Definition at line 38 of file Galileo_E1.h.

9.49.4.104 GALILEO_E5A_CODE_CHIP_RATE_CPS

```
constexpr double GALILEO_E5A_CODE_CHIP_RATE_CPS = 1.023e7
```

Galileo E5a code rate [chips/s].

Definition at line 33 of file Galileo_E5a.h.

9.49.4.105 GALILEO_E5A_CODE_LENGTH_CHIPS

```
constexpr int32_t GALILEO_E5A_CODE_LENGTH_CHIPS = 10230
```

Galileo E5a primary code length [chips].

Definition at line 37 of file Galileo_E5a.h.

9.49.4.106 GALILEO_E5A_CODE_PERIOD_MS

```
constexpr int32_t GALILEO_E5A_CODE_PERIOD_MS = 1
```

Galileo E5a primary code period [ms].

Definition at line 40 of file Galileo_E5a.h.

9.49.4.107 GALILEO_E5A_CODE_PERIOD_S

```
constexpr double GALILEO_E5A_CODE_PERIOD_S = 0.001
```

Galileo E5a primary code period [s].

Definition at line 36 of file Galileo_E5a.h.

9.49.4.108 GALILEO_E5A_FREQ_HZ

```
constexpr double GALILEO_E5A_FREQ_HZ = FREQ5
```

Galileo E5a carrier frequency [Hz].

Definition at line 32 of file Galileo_E5a.h.

9.49.4.109 GALILEO_E5A_I_SECONDARY_CODE_LENGTH

```
constexpr int32_t GALILEO_E5A_I_SECONDARY_CODE_LENGTH = 20
```

Galileo E5a-I secondary code length [chips].

Definition at line 38 of file Galileo_E5a.h.

9.49.4.110 GALILEO_E5A_I_TIERED_CODE_PERIOD_S

```
constexpr double GALILEO_E5A_I_TIERED_CODE_PERIOD_S = 0.020
```

Galileo E5a-I tiered code period [s].

Definition at line 34 of file Galileo_E5a.h.

9.49.4.111 GALILEO_E5A_OPT_ACQ_FS_SPS

```
constexpr uint32_t GALILEO_E5A_OPT_ACQ_FS_SPS = 10000000
```

Sampling frequency that maximizes the acquisition SNR while using a non-multiple of chip rate.

Definition at line 50 of file Galileo_E5a.h.

9.49.4.112 GALILEO_E5A_Q_SECONDARY_CODE_LENGTH

```
constexpr int32_t GALILEO_E5A_Q_SECONDARY_CODE_LENGTH = 100
```

Galileo E5a-Q secondary code length [chips].

Definition at line 39 of file Galileo_E5a.h.

9.49.4.113 GALILEO_E5A_Q_TIERED_CODE_PERIOD_S

```
constexpr double GALILEO_E5A_Q_TIERED_CODE_PERIOD_S = 0.100
```

Galileo E5a-Q tiered code period [s].

Definition at line 35 of file Galileo_E5a.h.

9.49.4.114 GALILEO_E5A_SYMBOL_RATE_BPS

```
constexpr int32_t GALILEO_E5A_SYMBOL_RATE_BPS = 50
```

Galileo E5a symbol rate [bits/second].

Definition at line 41 of file Galileo_E5a.h.

9.49.4.115 GALILEO_E5B_CODE_CHIP_RATE_CPS

```
constexpr double GALILEO_E5B_CODE_CHIP_RATE_CPS = 1.023e7
```

Galileo E5b code rate [chips/s].

Definition at line 34 of file Galileo_E5b.h.

9.49.4.116 GALILEO_E5B_CODE_LENGTH_CHIPS

```
constexpr int32_t GALILEO_E5B_CODE_LENGTH_CHIPS = 10230
```

Galileo E5b primary code length [chips].

Definition at line 39 of file Galileo_E5b.h.

9.49.4.117 GALILEO_E5B_CODE_PERIOD_MS

```
constexpr int32_t GALILEO_E5B_CODE_PERIOD_MS = 1
```

Galileo E5b primary code period [ms].

Definition at line 38 of file Galileo_E5b.h.

9.49.4.118 GALILEO_E5B_CODE_PERIOD_S

```
constexpr double GALILEO_E5B_CODE_PERIOD_S = 0.001
```

Galileo E5b primary code period [s].

Definition at line 37 of file Galileo_E5b.h.

9.49.4.119 GALILEO_E5B_FREQ_HZ

```
constexpr double GALILEO_E5B_FREQ_HZ = FREQ7
```

Galileo E5b carrier frequency [Hz].

Definition at line 33 of file Galileo_E5b.h.

9.49.4.120 GALILEO_E5B_I_SECONDARY_CODE_LENGTH

```
constexpr int32_t GALILEO_E5B_I_SECONDARY_CODE_LENGTH = 4
```

Galileo E5b-I secondary code length [chips].

Definition at line 40 of file Galileo_E5b.h.

9.49.4.121 GALILEO_E5B_I_TIERED_CODE_PERIOD_S

```
constexpr double GALILEO_E5B_I_TIERED_CODE_PERIOD_S = 0.004
```

Galileo E5b-I tiered code period [s].

Definition at line 35 of file Galileo_E5b.h.

9.49.4.122 GALILEO_E5B_OPT_ACQ_FS_SPS

```
constexpr uint32_t GALILEO_E5B_OPT_ACQ_FS_SPS = 10000000
```

Sampling frequency that maximizes the acquisition SNR while using a non-multiple of chip rate.

Definition at line 50 of file Galileo_E5b.h.

9.49.4.123 GALILEO_E5B_Q_SECONDARY_CODE_LENGTH

```
constexpr int32_t GALILEO_E5B_Q_SECONDARY_CODE_LENGTH = 100
```

Galileo E5b-Q secondary code length [chips].

Definition at line 41 of file Galileo_E5b.h.

9.49.4.124 GALILEO_E5B_Q_TIERED_CODE_PERIOD_S

```
constexpr double GALILEO_E5B_Q_TIERED_CODE_PERIOD_S = 0.100
```

Galileo E5b-Q tiered code period [s].

Definition at line 36 of file Galileo_E5b.h.

9.49.4.125 GALILEO_E5B_SYMBOL_RATE_BPS

```
constexpr int32_t GALILEO_E5B_SYMBOL_RATE_BPS = 250
```

Galileo E5b symbol rate [bits/second].

Definition at line 42 of file Galileo_E5b.h.

9.49.4.126 GALILEO_E6_B_CODE_CHIP_RATE_CPS

```
constexpr double GALILEO_E6_B_CODE_CHIP_RATE_CPS = 5.115e6
```

Galileo E6 B code rate [chips/s].

Definition at line 31 of file Galileo_E6.h.

9.49.4.127 GALILEO_E6_B_CODE_LENGTH_CHIPS

```
constexpr double GALILEO_E6_B_CODE_LENGTH_CHIPS = 5115.0
```

Galileo E6 B code length [chips].

Definition at line 35 of file Galileo_E6.h.

9.49.4.128 GALILEO_E6_C_CODE_CHIP_RATE_CPS

```
constexpr double GALILEO_E6_C_CODE_CHIP_RATE_CPS = 5.115e6
```

Galileo E6 C code rate [chips/s].

Definition at line 32 of file Galileo_E6.h.

9.49.4.129 GALILEO_E6_C_CODE_LENGTH_CHIPS

```
constexpr double GALILEO_E6_C_CODE_LENGTH_CHIPS = 5115.0
```

Galileo E6 C code length [chips].

Definition at line 36 of file Galileo_E6.h.

9.49.4.130 GALILEO_E6_C_SECONDARY_CODE_LENGTH_CHIPS

```
constexpr double GALILEO_E6_C_SECONDARY_CODE_LENGTH_CHIPS = 100.0
```

Galileo E6 C secondary code length [chips].

Definition at line 37 of file Galileo_E6.h.

9.49.4.131 GALILEO_E6_CODE_PERIOD_MS

```
constexpr uint32_t GALILEO_E6_CODE_PERIOD_MS = 1
```

Galileo E& B/C code period [ms].

Definition at line 38 of file Galileo_E6.h.

9.49.4.132 GALILEO_E6_CODE_PERIOD_S

```
constexpr double GALILEO_E6_CODE_PERIOD_S = 0.001
```

Galileo E6 code period [s].

Definition at line 33 of file Galileo_E6.h.

9.49.4.133 GALILEO_E6_FREQ_HZ

```
constexpr double GALILEO_E6_FREQ_HZ = FREQ6
```

Galileo E6 carrier frequency [Hz].

Definition at line 30 of file Galileo_E6.h.

9.49.4.134 GALILEO_F

```
constexpr double GALILEO_F = -4.442807309e-10
```

Constant, $[s/(m)^{(1/2)}]$. OS SIS ICD v2.0, pag. 47.

Definition at line 36 of file MATH_CONSTANTS.h.

9.49.4.135 GALILEO_GM

```
constexpr double GALILEO_GM = 3.986004418e14
```

Geocentric gravitational constant $[m^3/s^2]$, OS SIS ICD v2.0, pag. 44.

Definition at line 35 of file MATH_CONSTANTS.h.

9.49.4.136 GALILEO_INAV_PAGE_PART_SYMBOLS

```
constexpr int32_t GALILEO_INAV_PAGE_PART_SYMBOLS = 250
```

Each Galileo INAV pages are composed of two parts (even and odd) each of 250 symbols, including preamble. See Galileo ICD 4.3.2.

Definition at line 38 of file Galileo_INAV.h.

9.49.4.137 GALILEO_INAV_PAGE_PART_WITH_PREABLE_SECONDS

```
constexpr double GALILEO_INAV_PAGE_PART_WITH_PREABLE_SECONDS = 2.04
```

Page Duration + (Galileo I/NAV Preamble bits)*(Galileo E5b-I tiered Code Period(seconds))

Definition at line 34 of file Galileo_INAV.h.

9.49.4.138 GALILEO_INAV_PAGE_SYMBOLS

```
constexpr uint32_t GALILEO_INAV_PAGE_SYMBOLS = 500
```

The complete Galileo INAV page length.

Definition at line 35 of file Galileo_INAV.h.

9.49.4.139 GLONASS_C20

```
constexpr double GLONASS_C20 = -1082.63e-6
```

Second zonal coefficient of spherical harmonic expansion.

Definition at line 45 of file GLONASS_L1_L2_CA.h.

9.49.4.140 GLONASS_EARTH_INCLINATION

```
constexpr double GLONASS_EARTH_INCLINATION = 0.000409148809899e3
```

Mean inclination of ecliptic to equator (23 deg 26 min 33 sec) [rad].

Definition at line 47 of file GLONASS_L1_L2_CA.h.

9.49.4.141 GLONASS_EARTH_RADIUS

```
constexpr double GLONASS_EARTH_RADIUS = 6378.136
```

Equatorial radius of Earth [km].

Definition at line 46 of file GLONASS_L1_L2_CA.h.

9.49.4.142 GLONASS_F_M_A

```
constexpr double GLONASS_F_M_A = 0.35e9
```

Gravitational constant of atmosphere [m^3/s^2].

Definition at line 35 of file GLONASS_L1_L2_CA.h.

9.49.4.143 GLONASS_FLATTENING

```
constexpr double GLONASS_FLATTENING = 1.0 / 29825784.0
```

Flattening parameter.

Definition at line 37 of file GLONASS_L1_L2_CA.h.

9.49.4.144 GLONASS_GM

```
constexpr double GLONASS_GM = 398600.44e9
```

Universal gravitational constant times the mass of the Earth, [m^3/s^2].

Definition at line 40 of file MATH_CONSTANTS.h.

9.49.4.145 GLONASS_GNAV_HAMMING_CODE_BITS

```
constexpr int32_t GLONASS_GNAV_HAMMING_CODE_BITS = 8
```

Number of bits in hamming code sequence of GNAV message.

Definition at line 104 of file GLONASS_L1_L2_CA.h.

9.49.4.146 GLONASS_GNAV_STRING_BITS

```
constexpr int32_t GLONASS_GNAV_STRING_BITS = 85
```

Number of bits per string in the GNAV message (85 data bits + 30 time mark bits) [bits].

Definition at line 103 of file GLONASS_L1_L2_CA.h.

9.49.4.147 GLONASS_GNAV_STRING_SYMBOLS

```
constexpr int32_t GLONASS_GNAV_STRING_SYMBOLS = 2000
```

Number of bits per string in the GNAV message (85 data bits + 30 time mark bits) [bits].

Definition at line 102 of file GLONASS_L1_L2_CA.h.

9.49.4.148 GLONASS_GNAV_TELEMETRY_RATE_BITS_SECOND

```
constexpr int32_t GLONASS_GNAV_TELEMETRY_RATE_BITS_SECOND = 50
```

NAV message bit rate [bits/s].

Definition at line 98 of file GLONASS_L1_L2_CA.h.

9.49.4.149 GLONASS_GNAV_TELEMETRY_RATE_SYMBOLS_SECOND

```
constexpr int32_t GLONASS_GNAV_TELEMETRY_RATE_SYMBOLS_SECOND = GLONASS\_GNAV\_TELEMETRY\_RATE\_BITS\_SECOND  
* GLONASS_GNAV_TELEMETRY_SYMBOLS_PER_BIT
```

NAV message bit rate [symbols/s].

Definition at line 101 of file GLONASS_L1_L2_CA.h.

9.49.4.150 GLONASS_GRAVITY

```
constexpr double GLONASS_GRAVITY = 97803284.0
```

Equatorial acceleration of gravity [mGal].

Definition at line 38 of file GLONASS_L1_L2_CA.h.

9.49.4.151 GLONASS_GRAVITY_CORRECTION

```
constexpr double GLONASS_GRAVITY_CORRECTION = 0.87
```

Correction to acceleration of gravity at sea-level due to Atmosphere[uGal].

Definition at line 39 of file GLONASS_L1_L2_CA.h.

9.49.4.152 GLONASS_J2

```
constexpr double GLONASS_J2 = 1082625.75e-9
```

Second zonal harmonic of the geopotential.

Definition at line 40 of file GLONASS_L1_L2_CA.h.

9.49.4.153 GLONASS_J4

```
constexpr double GLONASS_J4 = -2370.89e-9
```

Fourth zonal harmonic of the geopotential.

Definition at line 41 of file GLONASS_L1_L2_CA.h.

9.49.4.154 GLONASS_J6

```
constexpr double GLONASS_J6 = 6.08e-9
```

Sixth zonal harmonic of the geopotential.

Definition at line 42 of file GLONASS_L1_L2_CA.h.

9.49.4.155 GLONASS_J8

```
constexpr double GLONASS_J8 = 1.40e-11
```

Eighth zonal harmonic of the geopotential.

Definition at line 43 of file GLONASS_L1_L2_CA.h.

9.49.4.156 GLONASS_L1_CA_CHIP_PERIOD_S

```
constexpr double GLONASS_L1_CA_CHIP_PERIOD_S = 1.9569e-06
```

GLONASS L1 C/A chip period [seconds].

Definition at line 81 of file GLONASS_L1_L2_CA.h.

9.49.4.157 GLONASS_L1_CA_CODE_LENGTH_CHIPS

```
constexpr double GLONASS_L1_CA_CODE_LENGTH_CHIPS = 511.0
```

GLONASS L1 C/A code length [chips].

Definition at line 79 of file GLONASS_L1_L2_CA.h.

9.49.4.158 GLONASS_L1_CA_CODE_PERIOD_S

```
constexpr double GLONASS_L1_CA_CODE_PERIOD_S = 0.001
```

GLONASS L1 C/A code period [seconds].

Definition at line 80 of file GLONASS_L1_L2_CA.h.

9.49.4.159 GLONASS_L1_CA_CODE_RATE_CPS

```
constexpr double GLONASS_L1_CA_CODE_RATE_CPS = 0.511e6
```

GLONASS L1 C/A code rate [chips/s].

Definition at line 78 of file GLONASS_L1_L2_CA.h.

9.49.4.160 GLONASS_L1_CA_DFREQ_HZ

```
constexpr double GLONASS_L1_CA_DFREQ_HZ = DFRQ1_GLO
```

Freq Bias for GLONASS L1 [Hz].

Definition at line 77 of file GLONASS_L1_L2_CA.h.

9.49.4.161 GLONASS_L1_CA_FREQ_HZ

```
constexpr double GLONASS_L1_CA_FREQ_HZ = FREQ1_GLO
```

L1 [Hz].

Definition at line 76 of file GLONASS_L1_L2_CA.h.

9.49.4.162 GLONASS_L2_CA_CHIP_PERIOD_S

```
constexpr double GLONASS_L2_CA_CHIP_PERIOD_S = 1.9569e-06
```

GLONASS L1 C/A chip period [seconds].

Definition at line 73 of file GLONASS_L1_L2_CA.h.

9.49.4.163 GLONASS_L2_CA_CODE_LENGTH_CHIPS

```
constexpr double GLONASS_L2_CA_CODE_LENGTH_CHIPS = 511.0
```

GLONASS L1 C/A code length [chips].

Definition at line 71 of file GLONASS_L1_L2_CA.h.

9.49.4.164 GLONASS_L2_CA_CODE_PERIOD_S

```
constexpr double GLONASS_L2_CA_CODE_PERIOD_S = 0.001
```

GLONASS L1 C/A code period [seconds].

Definition at line 72 of file GLONASS_L1_L2_CA.h.

9.49.4.165 GLONASS_L2_CA_CODE_RATE_CPS

```
constexpr double GLONASS_L2_CA_CODE_RATE_CPS = 0.511e6
```

GLONASS L1 C/A code rate [chips/s].

Definition at line 70 of file GLONASS_L1_L2_CA.h.

9.49.4.166 GLONASS_L2_CA_DFREQ_HZ

```
constexpr double GLONASS_L2_CA_DFREQ_HZ = DFRQ2_GLO
```

Freq Bias for GLONASS L1 [Hz].

Definition at line 69 of file GLONASS_L1_L2_CA.h.

9.49.4.167 GLONASS_L2_CA_FREQ_HZ

```
constexpr double GLONASS_L2_CA_FREQ_HZ = FREQ2_GLO
```

L2 [Hz].

Definition at line 68 of file GLONASS_L1_L2_CA.h.

9.49.4.168 GLONASS_LEAP_SECONDS

```
constexpr double GLONASS_LEAP_SECONDS[19][7]
```

Initial value:

```
= {
    {2017, 1, 1, 0, 0, 0, -18},
    {2015, 7, 1, 0, 0, 0, -17},
    {2012, 7, 1, 0, 0, 0, -16},
    {2009, 1, 1, 0, 0, 0, -15},
    {2006, 1, 1, 0, 0, 0, -14},
    {1999, 1, 1, 0, 0, 0, -13},
    {1997, 7, 1, 0, 0, 0, -12},
    {1996, 1, 1, 0, 0, 0, -11},
    {1994, 7, 1, 0, 0, 0, -10},
    {1993, 7, 1, 0, 0, 0, -9},
    {1992, 7, 1, 0, 0, 0, -8},
    {1991, 1, 1, 0, 0, 0, -7},
    {1990, 1, 1, 0, 0, 0, -6},
    {1988, 1, 1, 0, 0, 0, -5},
    {1985, 7, 1, 0, 0, 0, -4},
    {1983, 7, 1, 0, 0, 0, -3},
    {1982, 7, 1, 0, 0, 0, -2},
    {1981, 7, 1, 0, 0, 0, -1},
    {}
}
```

Record of leap seconds definition for GLOT to GPST conversion and vice versa.

Each entry is defined by an array of 7 elements consisting of yr,month,day,hr,min,sec,utc-gpst

Note

Ideally should use leap seconds definitions of rtklibGLONASS SV's orbital slots PRN = (orbital_slot - 1)

Definition at line 112 of file GLONASS_L1_L2_CA.h.

9.49.4.169 GLONASS_MOON_ECCENTRICITY

```
constexpr double GLONASS_MOON_ECCENTRICITY = 0.054900489
```

Eccentricity of lunar orbit.

Definition at line 58 of file GLONASS_L1_L2_CA.h.

9.49.4.170 GLONASS_MOON_GM

```
constexpr double GLONASS_MOON_GM = 4902.835
```

Lunar gravitational constant [km^3/s^2].

Definition at line 56 of file GLONASS_L1_L2_CA.h.

9.49.4.171 GLONASS_MOON_INCLINATION

```
constexpr double GLONASS_MOON_INCLINATION = 0.000089803977407e3
```

Inclination of lunar orbit to ecliptic plane (5 deg 08 min 43.4 sec) [rad].

Definition at line 59 of file GLONASS_L1_L2_CA.h.

9.49.4.172 GLONASS_MOON_OMEGA_0

```
constexpr double GLONASS_MOON_OMEGA_0 = 0.004523601514852e3
```

(259 deg 10 min 59.79 sec) [rad]

Definition at line 54 of file GLONASS_L1_L2_CA.h.

9.49.4.173 GLONASS_MOON_OMEGA_1

```
constexpr double GLONASS_MOON_OMEGA_1 = -0.033757146246552e3
```

(-1934 deg 08 min 31.23 sec) [rad]

Definition at line 55 of file GLONASS_L1_L2_CA.h.

9.49.4.174 GLONASS_MOON_Q0

```
constexpr double GLONASS_MOON_Q0 = -0.001115184961435e3
```

(-63 deg 53 min 43.41 sec) [rad]

Definition at line 52 of file GLONASS_L1_L2_CA.h.

9.49.4.175 GLONASS_MOON_Q1

```
constexpr double GLONASS_MOON_Q1 = 8.328691103668023e3
```

(477198 deg 50 min 56.79 sec) [rad]

Definition at line 53 of file GLONASS_L1_L2_CA.h.

9.49.4.176 GLONASS_MOON_SEMI_MAJOR_AXIS

```
constexpr double GLONASS_MOON_SEMI_MAJOR_AXIS = 3.84385243e5
```

Semi-major axis of lunar orbit [km];.

Definition at line 57 of file GLONASS_L1_L2_CA.h.

9.49.4.177 GLONASS_OMEGA_EARTH_DOT

```
constexpr double GLONASS_OMEGA_EARTH_DOT = 7.292115e-5
```

Earth rotation rate, [rad/s] ICD L1, L2 GLONASS Edition 5.1 2008 pag. 55.

Definition at line 39 of file MATH_CONSTANTS.h.

9.49.4.178 GLONASS_SEMI_MAJOR_AXIS

```
constexpr double GLONASS_SEMI_MAJOR_AXIS = 6378136
```

Semi-major axis of Earth [m].

Definition at line 36 of file GLONASS_L1_L2_CA.h.

9.49.4.179 GLONASS_SUN_ECCENTRICITY

```
constexpr double GLONASS_SUN_ECCENTRICITY = 0.016719
```

Eccentricity of solar orbit.

Definition at line 66 of file GLONASS_L1_L2_CA.h.

9.49.4.180 GLONASS_SUN_GM

```
constexpr double GLONASS_SUN_GM = 0.1325263e12
```

Solar gravitational constant [km^3/s^2].

Definition at line 64 of file GLONASS_L1_L2_CA.h.

9.49.4.181 GLONASS_SUN_OMEGA

```
constexpr double GLONASS_SUN_OMEGA = 0.004908229466869e3
```

TODO What is this operation in the seconds with T?(281 deg 13 min 15.0 + 6189.03 x T sec) [rad].

Definition at line 61 of file GLONASS_L1_L2_CA.h.

9.49.4.182 GLONASS_SUN_Q0

```
constexpr double GLONASS_SUN_Q0 = 0.006256583774423e3
```

(358 deg 28 min 33.04 sec) [rad]

Definition at line 62 of file GLONASS_L1_L2_CA.h.

9.49.4.183 GLONASS_SUN_Q1

```
constexpr double GLONASS_SUN_Q1 = 0e3
```

TODO Why is the value greater than 60?(129596579.10 sec) [rad].

Definition at line 63 of file GLONASS_L1_L2_CA.h.

9.49.4.184 GLONASS_SUN_SEMI_MAJOR_AXIS

```
constexpr double GLONASS_SUN_SEMI_MAJOR_AXIS = 1.49598e8
```

Semi-major axis of solar orbit [km];.

Definition at line 65 of file GLONASS_L1_L2_CA.h.

9.49.4.185 GLONASS_TAU_0

```
constexpr double GLONASS_TAU_0 = -0.005835151531174e3
```

(-334 deg 19 min 46.40 sec) [rad];

Definition at line 49 of file GLONASS_L1_L2_CA.h.

9.49.4.186 GLONASS_TAU_1

```
constexpr double GLONASS_TAU_1 = 0.071018041257371e3
```

(4069 deg 02 min 02.52 sec) [rad];

Definition at line 50 of file GLONASS_L1_L2_CA.h.

9.49.4.187 GLONASS_U0

```
constexpr double GLONASS_U0 = 62636861.4
```

Normal potential at surface of common terrestrial ellipsoid [m^2/s^2].

Definition at line 44 of file GLONASS_L1_L2_CA.h.

9.49.4.188 GNSS_OMEGA_EARTH_DOT

```
constexpr double GNSS_OMEGA_EARTH_DOT = 7.2921151467e-5
```

Default Earth rotation rate, [rad/s].

Definition at line 26 of file MATH_CONSTANTS.h.

9.49.4.189 GNSS_PI

```
constexpr double GNSS_PI = 3.1415926535898
```

pi constant as defined for GNSS

Definition at line 47 of file MATH_CONSTANTS.h.

9.49.4.190 GPS_CA_TELEMETRY_RATE_BITS_SECOND

```
constexpr int32_t GPS_CA_TELEMETRY_RATE_BITS_SECOND = 50
```

NAV message bit rate [bits/s].

Definition at line 63 of file GPS_L1_CA.h.

9.49.4.191 GPS_CA_TELEMETRY_RATE_SYMBOLS_SECOND

```
constexpr int32_t GPS_CA_TELEMETRY_RATE_SYMBOLS_SECOND = GPS_CA_TELEMETRY_RATE_BITS_SECOND *  
GPS_CA_TELEMETRY_SYMBOLS_PER_BIT
```

NAV message bit rate [symbols/s].

Definition at line 65 of file GPS_L1_CA.h.

9.49.4.192 GPS_F

```
constexpr double GPS_F = -4.442807633e-10
```

Constant, $[s/(m)^{(1/2)}]$, IS-GPS-200M, 20.3.3.3.3.1.

Definition at line 32 of file MATH_CONSTANTS.h.

9.49.4.193 GPS_GM

```
constexpr double GPS_GM = 3.986005e14
```

Universal gravitational constant times the mass of the Earth, $[m^3/s^2]$ IS-GPS-200M, 20.3.3.3.3.1.

Definition at line 31 of file MATH_CONSTANTS.h.

9.49.4.194 GPS_L1_CA_BIT_PERIOD_MS

```
constexpr uint32_t GPS_L1_CA_BIT_PERIOD_MS = 20U
```

GPS L1 C/A bit period [ms].

Definition at line 40 of file GPS_L1_CA.h.

9.49.4.195 GPS_L1_CA_CHIP_PERIOD_S

```
constexpr double GPS_L1_CA_CHIP_PERIOD_S = 9.7752e-07
```

GPS L1 C/A chip period [seconds].

Definition at line 38 of file GPS_L1_CA.h.

9.49.4.196 GPS_L1_CA_CODE_LENGTH_CHIPS

```
constexpr double GPS_L1_CA_CODE_LENGTH_CHIPS = 1023.0
```

GPS L1 C/A code length [chips].

Definition at line 36 of file GPS_L1_CA.h.

9.49.4.197 GPS_L1_CA_CODE_PERIOD_MS

```
constexpr uint32_t GPS_L1_CA_CODE_PERIOD_MS = 1U
```

GPS L1 C/A code period [ms].

Definition at line 39 of file GPS_L1_CA.h.

9.49.4.198 GPS_L1_CA_CODE_PERIOD_S

```
constexpr double GPS_L1_CA_CODE_PERIOD_S = 0.001
```

GPS L1 C/A code period [seconds].

Definition at line 37 of file GPS_L1_CA.h.

9.49.4.199 GPS_L1_CA_CODE_RATE_CPS

```
constexpr double GPS_L1_CA_CODE_RATE_CPS = 1.023e6
```

GPS L1 C/A code rate [chips/s].

Definition at line 35 of file GPS_L1_CA.h.

9.49.4.200 GPS_L1_CA_OPT_ACQ_FS_SPS

```
constexpr uint32_t GPS_L1_CA_OPT_ACQ_FS_SPS = 2000000
```

Sampling frequency that maximizes the acquisition SNR while using a non-multiple of chip rate.

Definition at line 53 of file GPS_L1_CA.h.

9.49.4.201 GPS_L1_FREQ_HZ

```
constexpr double GPS_L1_FREQ_HZ = FREQ1
```

L1 [Hz].

Definition at line 34 of file GPS_L1_CA.h.

9.49.4.202 GPS_L2_CNAV_DATA_PAGE_BITS

```
constexpr int32_t GPS_L2_CNAV_DATA_PAGE_BITS = 300
```

GPS L2 CNAV page length, including preamble and CRC [bits].

Definition at line 42 of file GPS_L2C.h.

9.49.4.203 GPS_L2_FREQ_HZ

```
constexpr double GPS_L2_FREQ_HZ = FREQ2
```

L2 [Hz].

Definition at line 35 of file GPS_L2C.h.

9.49.4.204 GPS_L2_L_CODE_LENGTH_CHIPS

```
constexpr int32_t GPS_L2_L_CODE_LENGTH_CHIPS = 767250
```

GPS L2 L code length [chips].

Definition at line 41 of file GPS_L2C.h.

9.49.4.205 GPS_L2_L_CODE_RATE_CPS

```
constexpr double GPS_L2_L_CODE_RATE_CPS = 0.5115e6
```

GPS L2 L code rate [chips/s].

Definition at line 39 of file GPS_L2C.h.

9.49.4.206 GPS_L2_L_PERIOD_S

```
constexpr double GPS_L2_L_PERIOD_S = 1.5
```

GPS L2 L code period [seconds].

Definition at line 36 of file GPS_L2C.h.

9.49.4.207 GPS_L2_M_CODE_LENGTH_CHIPS

```
constexpr int32_t GPS_L2_M_CODE_LENGTH_CHIPS = 10230
```

GPS L2 M code length [chips].

Definition at line 40 of file GPS_L2C.h.

9.49.4.208 GPS_L2_M_CODE_RATE_CPS

```
constexpr double GPS_L2_M_CODE_RATE_CPS = 0.5115e6
```

GPS L2 M code rate [chips/s].

Definition at line 37 of file GPS_L2C.h.

9.49.4.209 GPS_L2_M_PERIOD_S

```
constexpr double GPS_L2_M_PERIOD_S = 0.02
```

GPS L2 M code period [seconds].

Definition at line 38 of file GPS_L2C.h.

9.49.4.210 GPS_L2C_M_INIT_REG

```
constexpr int32_t GPS_L2C_M_INIT_REG[115]
```

Initial value:

```
=
{0742417664, 0756014035, 0002747144, 0066265724,
 0601403471, 0703232733, 0124510070, 0617316361,
 0047541621, 0733031046, 0713512145, 0024437606,
 0021264003, 0230655351, 0001314400, 0222021506,
 0540264026, 0205521705, 0064022144, 0120161274,
 0044023533, 0724744327, 0045743577, 0741201660,
 0700274134, 0010247261, 0713433445, 0737324162,
 0311627434, 0710452007, 0722462133, 0050172213,
 0500653703, 0755077436, 0136717361, 0756675453,
 0435506112, 0771353753, 0226107701, 0022025110,
 0402466344, 0752566114, 0702011164, 0041216771,
 0047457275, 0266333164, 0713167356, 0060546335,
 0355173035, 0617201036, 0157465571, 0767360553,
 0023127030, 0431343777, 0747317317, 0045706125,
 0002744276, 0060036467, 0217744147, 0603340174,
 0326616775, 0063240065, 0111460621,
 0604055104, 0157065232, 0013305707, 0603552017,
 0230461355, 0603653437, 0652346475, 0743107103,
 0401521277, 0167335110, 0014013575, 0362051132,
 0617753265, 0216363634, 0755561123, 0365304033,
 0625025543, 0054420334, 0415473671, 0662364360,
 0373446602, 0417564100, 0000526452, 0226631300,
 0113752074, 0706134401, 0041352546, 0664630154,
 0276524255, 0714720530, 0714051771, 0044526647,
 0207164322, 0262120161, 0204244652, 0202133131,
 0714351204, 0657127260, 0130567507, 0670517677,
 0607275514, 0045413633, 0212645405, 0613700455,
 0706202440, 0705056276, 0020373522, 0746013617,
 0132720621, 0434015513, 0566721727, 0140633660}
```

Definition at line 53 of file GPS_L2C.h.

9.49.4.211 GPS_L2C_OPT_ACQ_FS_SPS

```
constexpr uint32_t GPS_L2C_OPT_ACQ_FS_SPS = 2000000
```

Sampling frequency that maximizes the acquisition SNR while using a non-multiple of chip rate.

Definition at line 51 of file GPS_L2C.h.

9.49.4.212 GPS_L5_CNAV_DATA_PAGE_BITS

```
constexpr int32_t GPS_L5_CNAV_DATA_PAGE_BITS = 300
```

GPS L5 CNAV page length, including preamble and CRC [bits].

Definition at line 162 of file GPS_L5.h.

9.49.4.213 GPS_L5_FREQ_HZ

```
constexpr double GPS_L5_FREQ_HZ = FREQ5
```

L5 [Hz].

Definition at line 32 of file GPS_L5.h.

9.49.4.214 GPS_L5_OPT_ACQ_FS_SPS

```
constexpr uint32_t GPS_L5_OPT_ACQ_FS_SPS = 10000000
```

Sampling frequency that maximizes the acquisition SNR while using a non-multiple of chip rate.

Definition at line 46 of file GPS_L5.h.

9.49.4.215 GPS_L5I_CODE_LENGTH_CHIPS

```
constexpr int32_t GPS_L5I_CODE_LENGTH_CHIPS = 10230
```

GPS L5I code length [chips].

Definition at line 39 of file GPS_L5.h.

9.49.4.216 GPS_L5I_CODE_RATE_CPS

```
constexpr double GPS_L5I_CODE_RATE_CPS = 10.23e6
```

GPS L5I code rate [chips/s].

Definition at line 33 of file GPS_L5.h.

9.49.4.217 GPS_L5I_PERIOD_MS

```
constexpr int32_t GPS_L5I_PERIOD_MS = 1
```

GPS L5I code period [ms].

Definition at line 40 of file GPS_L5.h.

9.49.4.218 GPS_L5I_PERIOD_S

```
constexpr double GPS_L5I_PERIOD_S = 0.001
```

GPS L5I code period [seconds].

Definition at line 34 of file GPS_L5.h.

9.49.4.219 GPS_L5I_SYMBOL_PERIOD_MS

```
constexpr int32_t GPS_L5I_SYMBOL_PERIOD_MS = 10
```

GPS L5I symbol period [ms].

Definition at line 41 of file GPS_L5.h.

9.49.4.220 GPS_L5I_SYMBOL_PERIOD_S

```
constexpr double GPS_L5I_SYMBOL_PERIOD_S = 0.01
```

GPS L5I symbol period [seconds].

Definition at line 35 of file GPS_L5.h.

9.49.4.221 GPS_L5Q_CODE_LENGTH_CHIPS

```
constexpr int32_t GPS_L5Q_CODE_LENGTH_CHIPS = 10230
```

GPS L5Q code length [chips].

Definition at line 38 of file GPS_L5.h.

9.49.4.222 GPS_L5Q_CODE_RATE_CPS

```
constexpr double GPS_L5Q_CODE_RATE_CPS = 10.23e6
```

GPS L5Q code rate [chips/s].

Definition at line 36 of file GPS_L5.h.

9.49.4.223 GPS_L5Q_PERIOD_S

```
constexpr double GPS_L5Q_PERIOD_S = 0.001
```

GPS L5Q code period [seconds].

Definition at line 37 of file GPS_L5.h.

9.49.4.224 GPS_SUBFRAME_BITS

```
constexpr int32_t GPS_SUBFRAME_BITS = 300
```

Number of bits per subframe in the NAV message [bits].

Definition at line 68 of file GPS_L1_CA.h.

9.49.4.225 GPS_SUBFRAME_LENGTH

```
constexpr int32_t GPS_SUBFRAME_LENGTH = 40
```

GPS_WORD_LENGTH x 10 = 40 bytes.

Definition at line 67 of file GPS_L1_CA.h.

9.49.4.226 GPS_SUBFRAME_MS

```
constexpr int32_t GPS_SUBFRAME_MS = 6000
```

Subframe duration [seconds].

Definition at line 70 of file GPS_L1_CA.h.

9.49.4.227 GPS_SUBFRAME_SECONDS

```
constexpr int32_t GPS_SUBFRAME_SECONDS = 6
```

Subframe duration [seconds].

Definition at line 69 of file GPS_L1_CA.h.

9.49.4.228 GPS_WORD_BITS

```
constexpr int32_t GPS_WORD_BITS = 30
```

Number of bits per word in the NAV message [bits].

Definition at line 71 of file GPS_L1_CA.h.

9.49.4.229 GPS_WORD_LENGTH

```
constexpr int32_t GPS_WORD_LENGTH = 4
```

CRC + GPS WORD (-2 -1 0 ... 29) Bits = 4 bytes.

Definition at line 66 of file GPS_L1_CA.h.

9.49.4.230 HALF_PI

```
constexpr double HALF_PI = GNSS_PI / 2.0
```

pi/2

Definition at line 48 of file MATH_CONSTANTS.h.

9.49.4.231 MAX_TOA_DELAY_MS

```
constexpr double MAX_TOA_DELAY_MS = 20.0
```

Maximum Time-Of-Arrival (TOA) difference between satellites for a receiver operated on Earth surface is 20 ms.

According to the GPS orbit model described in [1] Pag. 32. It should be taken into account to set the buffer size for the PRN start timestamp in the pseudoranges block. [1] J. Bao-Yen Tsui, Fundamentals of Global Positioning System Receivers. A Software Approach, John Wiley & Sons, Inc., Hoboken, NJ, 2nd edition, 2005.

Definition at line 50 of file GPS_L1_CA.h.

9.49.4.232 MAXCODE

```
constexpr int32_t MAXCODE = 55
```

max number of obs code

Definition at line 86 of file gnss_obs_codes.h.

9.49.4.233 PI_TWO_N19

```
constexpr double PI_TWO_N19 = 5.992112452678286e-006
```

$\text{Pi} \cdot 2^{-19}$.

Definition at line 117 of file MATH_CONSTANTS.h.

9.49.4.234 PI_TWO_N23

```
constexpr double PI_TWO_N23 = 3.745070282923929e-007
```

$\text{Pi} \cdot 2^{-23}$.

Definition at line 121 of file MATH_CONSTANTS.h.

9.49.4.235 PI_TWO_N31

```
constexpr double PI_TWO_N31 = 1.462918079267160e-009
```

$\text{Pi} \cdot 2^{-31}$.

Definition at line 119 of file MATH_CONSTANTS.h.

9.49.4.236 PI_TWO_N38

```
constexpr double PI_TWO_N38 = 1.142904749427469e-011
```

$\text{Pi} \cdot 2^{-38}$.

Definition at line 120 of file MATH_CONSTANTS.h.

9.49.4.237 PI_TWO_N43

```
constexpr double PI_TWO_N43 = 3.571577341960839e-013
```

$\text{Pi} \cdot 2^{-43}$.

Definition at line 118 of file MATH_CONSTANTS.h.

9.49.4.238 R2D

```
constexpr double R2D = 180.0 / GNSS_PI
```

rad to deg

Definition at line 124 of file MATH_CONSTANTS.h.

9.49.4.239 SC2RAD

```
constexpr double SC2RAD = GNSS_PI
```

semi-circle to radian (IS-GPS)

Definition at line 125 of file MATH_CONSTANTS.h.

9.49.4.240 SPEED_OF_LIGHT_M_MS

```
constexpr double SPEED_OF_LIGHT_M_MS = 299792.4580
```

Speed of light in vacuum [m/ms].

Definition at line 28 of file MATH_CONSTANTS.h.

9.49.4.241 SPEED_OF_LIGHT_M_S

```
constexpr double SPEED_OF_LIGHT_M_S = 299792458.0
```

Speed of light in vacuum [m/s].

Definition at line 27 of file MATH_CONSTANTS.h.

9.49.4.242 TWO_N10

```
constexpr double TWO_N10 = 0.0009765625
```

2^{-10}

Definition at line 77 of file MATH_CONSTANTS.h.

9.49.4.243 TWO_N11

```
constexpr double TWO_N11 = 4.882812500000000e-004
```

2^{-11}

Definition at line 78 of file MATH_CONSTANTS.h.

9.49.4.244 TWO_N14

```
constexpr double TWO_N14 = 0.00006103515625
```

2^{-14}

Definition at line 79 of file MATH_CONSTANTS.h.

9.49.4.245 TWO_N15

```
constexpr double TWO_N15 = 0.00003051757813
```

2^{-15}

Definition at line 80 of file MATH_CONSTANTS.h.

9.49.4.246 TWO_N16

```
constexpr double TWO_N16 = 0.0000152587890625
```

2^{-16}

Definition at line 81 of file MATH_CONSTANTS.h.

9.49.4.247 TWO_N17

```
constexpr double TWO_N17 = 7.629394531250000e-006
```

 2^{-17}

Definition at line 82 of file MATH_CONSTANTS.h.

9.49.4.248 TWO_N18

```
constexpr double TWO_N18 = 3.814697265625000e-006
```

 2^{-18}

Definition at line 83 of file MATH_CONSTANTS.h.

9.49.4.249 TWO_N19

```
constexpr double TWO_N19 = 1.907348632812500e-006
```

 2^{-19}

Definition at line 84 of file MATH_CONSTANTS.h.

9.49.4.250 TWO_N2

```
constexpr double TWO_N2 = 0.25
```

 2^{-2}

Definition at line 72 of file MATH_CONSTANTS.h.

9.49.4.251 TWO_N20

```
constexpr double TWO_N20 = 9.536743164062500e-007
```

 2^{-20}

Definition at line 85 of file MATH_CONSTANTS.h.

9.49.4.252 TWO_N21

```
constexpr double TWO_N21 = 4.768371582031250e-007
```

2^{-21}

Definition at line 86 of file MATH_CONSTANTS.h.

9.49.4.253 TWO_N22

```
constexpr double TWO_N22 = 2.384185791015625e-007
```

2^{-22}

Definition at line 87 of file MATH_CONSTANTS.h.

9.49.4.254 TWO_N23

```
constexpr double TWO_N23 = 1.192092895507810e-007
```

2^{-23}

Definition at line 88 of file MATH_CONSTANTS.h.

9.49.4.255 TWO_N24

```
constexpr double TWO_N24 = 5.960464477539063e-008
```

2^{-24}

Definition at line 89 of file MATH_CONSTANTS.h.

9.49.4.256 TWO_N25

```
constexpr double TWO_N25 = 2.980232238769531e-008
```

2^{-25}

Definition at line 90 of file MATH_CONSTANTS.h.

9.49.4.257 TWO_N26

```
constexpr double TWO_N26 = 1.490116119384765e-009
```

 2^{-26}

Definition at line 91 of file MATH_CONSTANTS.h.

9.49.4.258 TWO_N27

```
constexpr double TWO_N27 = 7.450580596923828e-009
```

 2^{-27}

Definition at line 92 of file MATH_CONSTANTS.h.

9.49.4.259 TWO_N29

```
constexpr double TWO_N29 = 1.862645149230957e-009
```

 2^{-29}

Definition at line 93 of file MATH_CONSTANTS.h.

9.49.4.260 TWO_N30

```
constexpr double TWO_N30 = 9.313225746154785e-010
```

 2^{-30}

Definition at line 94 of file MATH_CONSTANTS.h.

9.49.4.261 TWO_N31

```
constexpr double TWO_N31 = 4.656612873077393e-010
```

 2^{-31}

Definition at line 95 of file MATH_CONSTANTS.h.

9.49.4.262 TWO_N32

```
constexpr double TWO_N32 = 2.328306436538696e-010
```

 2^{-32}

Definition at line 96 of file MATH_CONSTANTS.h.

9.49.4.263 TWO_N33

```
constexpr double TWO_N33 = 1.164153218269348e-010
```

 2^{-33}

Definition at line 97 of file MATH_CONSTANTS.h.

9.49.4.264 TWO_N34

```
constexpr double TWO_N34 = 5.82076609134674e-011
```

 2^{-34}

Definition at line 98 of file MATH_CONSTANTS.h.

9.49.4.265 TWO_N35

```
constexpr double TWO_N35 = 2.91038304567337e-011
```

 2^{-35}

Definition at line 99 of file MATH_CONSTANTS.h.

9.49.4.266 TWO_N38

```
constexpr double TWO_N38 = 3.637978807091713e-012
```

 2^{-38}

Definition at line 100 of file MATH_CONSTANTS.h.

9.49.4.267 TWO_N39

```
constexpr double TWO_N39 = 1.818989403545856e-012
```

 2^{-39}

Definition at line 101 of file MATH_CONSTANTS.h.

9.49.4.268 TWO_N40

```
constexpr double TWO_N40 = 9.094947017729280e-013
```

 2^{-40}

Definition at line 102 of file MATH_CONSTANTS.h.

9.49.4.269 TWO_N43

```
constexpr double TWO_N43 = 1.136868377216160e-013
```

 2^{-43}

Definition at line 103 of file MATH_CONSTANTS.h.

9.49.4.270 TWO_N44

```
constexpr double TWO_N44 = 5.684341886080802e-14
```

 2^{-44}

Definition at line 104 of file MATH_CONSTANTS.h.

9.49.4.271 TWO_N46

```
constexpr double TWO_N46 = 1.4210854715202e-014
```

 2^{-46}

Definition at line 105 of file MATH_CONSTANTS.h.

9.49.4.272 TWO_N48

```
constexpr double TWO_N48 = 3.552713678800501e-15
```

 2^{-46}

Definition at line 106 of file MATH_CONSTANTS.h.

9.49.4.273 TWO_N5

```
constexpr double TWO_N5 = 0.03125
```

 2^{-5}

Definition at line 73 of file MATH_CONSTANTS.h.

9.49.4.274 TWO_N50

```
constexpr double TWO_N50 = 8.881784197001252e-016
```

 2^{-50}

Definition at line 108 of file MATH_CONSTANTS.h.

9.49.4.275 TWO_N51

```
constexpr double TWO_N51 = 4.44089209850063e-016
```

 2^{-51}

Definition at line 109 of file MATH_CONSTANTS.h.

9.49.4.276 TWO_N55

```
constexpr double TWO_N55 = 2.775557561562891e-017
```

 2^{-55}

Definition at line 110 of file MATH_CONSTANTS.h.

9.49.4.277 TWO_N57

```
constexpr double TWO_N57 = 6.938893903907228e-18
```

 2^{-57}

Definition at line 111 of file MATH_CONSTANTS.h.

9.49.4.278 TWO_N59

```
constexpr double TWO_N59 = 1.73472347597681e-018
```

 2^{-59}

Definition at line 112 of file MATH_CONSTANTS.h.

9.49.4.279 TWO_N6

```
constexpr double TWO_N6 = 0.015625
```

 2^{-6}

Definition at line 74 of file MATH_CONSTANTS.h.

9.49.4.280 TWO_N60

```
constexpr double TWO_N60 = 8.673617379884036e-19
```

 2^{-60}

Definition at line 113 of file MATH_CONSTANTS.h.

9.49.4.281 TWO_N66

```
constexpr double TWO_N66 = 1.3552527156068805425093160010874271392822265625e-20
```

 2^{-66}

Definition at line 114 of file MATH_CONSTANTS.h.

9.49.4.282 TWO_N68

```
constexpr double TWO_N68 = 3.388131789017201e-21
```

2^{-68}

Definition at line 115 of file MATH_CONSTANTS.h.

9.49.4.283 TWO_N8

```
constexpr double TWO_N8 = 0.00390625
```

2^{-8}

Definition at line 75 of file MATH_CONSTANTS.h.

9.49.4.284 TWO_N9

```
constexpr double TWO_N9 = 0.001953125
```

2^{-9}

Definition at line 76 of file MATH_CONSTANTS.h.

9.49.4.285 TWO_P11

```
constexpr double TWO_P11 = 2048.0
```

2^{11}

Definition at line 62 of file MATH_CONSTANTS.h.

9.49.4.286 TWO_P12

```
constexpr double TWO_P12 = 4096.0
```

2^{12}

Definition at line 63 of file MATH_CONSTANTS.h.

9.49.4.287 TWO_P14

```
constexpr double TWO_P14 = 16384.0
```

 2^{14}

Definition at line 64 of file MATH_CONSTANTS.h.

9.49.4.288 TWO_P16

```
constexpr double TWO_P16 = 65536.0
```

 2^{16}

Definition at line 65 of file MATH_CONSTANTS.h.

9.49.4.289 TWO_P19

```
constexpr double TWO_P19 = 524288.0
```

 2^{19}

Definition at line 66 of file MATH_CONSTANTS.h.

9.49.4.290 TWO_P3

```
constexpr double TWO_P3 = 8.0
```

 2^3

Definition at line 59 of file MATH_CONSTANTS.h.

9.49.4.291 TWO_P31

```
constexpr double TWO_P31 = 2147483648.0
```

 2^{31}

Definition at line 67 of file MATH_CONSTANTS.h.

9.49.4.292 TWO_P32

```
constexpr double TWO_P32 = 4294967296.0
```

 2^{32}

Definition at line 68 of file MATH_CONSTANTS.h.

9.49.4.293 TWO_P4

```
constexpr double TWO_P4 = 16.0
```

 2^4

Definition at line 60 of file MATH_CONSTANTS.h.

9.49.4.294 TWO_P56

```
constexpr double TWO_P56 = 7.205759403792794e+016
```

 2^{56}

Definition at line 69 of file MATH_CONSTANTS.h.

9.49.4.295 TWO_P57

```
constexpr double TWO_P57 = 1.441151880758559e+017
```

 2^{57}

Definition at line 70 of file MATH_CONSTANTS.h.

9.49.4.296 TWO_P8

```
constexpr double TWO_P8 = 256.0
```

 2^8

Definition at line 61 of file MATH_CONSTANTS.h.

9.49.4.297 TWO_PI

```
constexpr double TWO_PI = 2.0 * GNSS_PI
```

 $2 * \pi$

Definition at line 49 of file MATH_CONSTANTS.h.

Chapter 10

Class Documentation

10.1 Acq_Conf Class Reference

Public Member Functions

- void **SetFromConfiguration** (const [ConfigurationInterface](#) *configuration, const std::string &role, double chip_rate, double opt_freq)

Public Attributes

- std::string **item_type** {"gr_complex"}
- std::string **dump_filename**
- int64_t **fs_in** {4000000LL}
- int64_t **resampled_fs** {0LL}
- size_t **it_size** {sizeof(gr_complex)}
- float **doppler_step** {250.0}
- float **samples_per_ms** {0.0}
- float **doppler_step2** {125.0}
- float **pfa** {0.0}
- float **pfa2** {0.0}
- float **samples_per_code** {0.0}
- float **resampler_ratio** {1.0}
- uint32_t **sampled_ms** {1U}
- uint32_t **ms_per_code** {1U}
- uint32_t **samples_per_chip** {2U}
- uint32_t **chips_per_second** {1023000U}
- uint32_t **max_dwells** {1U}
- uint32_t **num_doppler_bins_step2** {4U}
- uint32_t **resampler_latency_samples** {0U}
- uint32_t **dump_channel** {0U}
- int32_t **doppler_max** {5000}
- int32_t **doppler_min** {-5000}
- bool **bit_transition_flag** {false}
- bool **use_CFAR_algorithm_flag** {true}
- bool **dump** {false}
- bool **blocking** {true}
- bool **blocking_on_standby** {false}
- bool **make_2_steps** {false}
- bool **use_automatic_resampler** {false}
- bool **enable_monitor_output** {false}

10.1.1 Detailed Description

Definition at line 33 of file `acq_conf.h`.

The documentation for this class was generated from the following file:

- [acq_conf.h](#)

10.2 Acquisition_Dump_Reader Class Reference

Public Member Functions

- **Acquisition_Dump_Reader** (const std::string &basename, unsigned int sat, unsigned int doppler_max, unsigned int doppler_step, unsigned int samples_per_code, int channel=0, int execution=1)
- **Acquisition_Dump_Reader** (const std::string &basename, int channel=0, int execution=1)
- **Acquisition_Dump_Reader** (const [Acquisition_Dump_Reader](#) &other) noexcept
Copy constructor.
- **Acquisition_Dump_Reader** & **operator=** (const [Acquisition_Dump_Reader](#) &)
Copy assignment operator.
- **Acquisition_Dump_Reader** ([Acquisition_Dump_Reader](#) &&other) noexcept
Move constructor.
- **Acquisition_Dump_Reader** & **operator=** ([Acquisition_Dump_Reader](#) &&other) noexcept
Move assignment operator.
- bool **read_binary_acq** ()

Public Attributes

- std::vector< int > **doppler**
- std::vector< unsigned int > **samples**
- std::vector< std::vector< float > > **mag**
- float **acq_doppler_hz** {}
- float **acq_delay_samples** {}
- float **test_statistic** {}
- float **input_power** {}
- float **threshold** {}
- int **positive_acq** {}
- unsigned int **PRN** {}
- unsigned int **num_dwells** {}
- uint64_t **sample_counter** {}

10.2.1 Detailed Description

Definition at line 25 of file `acquisition_dump_reader.h`.

10.2.2 Constructor & Destructor Documentation

10.2.2.1 Acquisition_Dump_Reader() [1/2]

```
Acquisition_Dump_Reader::Acquisition_Dump_Reader (
    const Acquisition_Dump_Reader & other ) [noexcept]
```

Copy constructor.

10.2.2.2 Acquisition_Dump_Reader() [2/2]

```
Acquisition_Dump_Reader::Acquisition_Dump_Reader (
    Acquisition_Dump_Reader && other ) [noexcept]
```

Move constructor.

10.2.3 Member Function Documentation

10.2.3.1 operator=() [1/2]

```
Acquisition_Dump_Reader& Acquisition_Dump_Reader::operator= (
    const Acquisition_Dump_Reader & )
```

Copy assignment operator.

10.2.3.2 operator=() [2/2]

```
Acquisition_Dump_Reader& Acquisition_Dump_Reader::operator= (
    Acquisition_Dump_Reader && other ) [noexcept]
```

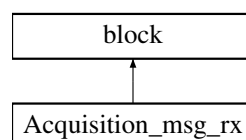
Move assignment operator.

The documentation for this class was generated from the following file:

- [acquisition_dump_reader.h](#)

10.3 Acquisition_msg_rx Class Reference

Inheritance diagram for Acquisition_msg_rx:



Public Member Functions

- [~Acquisition_msg_rx\(\)](#)

Default destructor.

Public Attributes

- int **rx_message**
- gr::top_block_sptr **top_block**

Friends

- Acquisition_msg_rx_sptr **Acquisition_msg_rx_make()**

10.3.1 Detailed Description

Definition at line 36 of file acquisition_msg_rx.h.

10.3.2 Constructor & Destructor Documentation

10.3.2.1 ~Acquisition_msg_rx()

```
Acquisition_msg_rx::~Acquisition_msg_rx ( )
```

Default destructor.

The documentation for this class was generated from the following file:


- [acquisition_msg_rx.h](#)

10.4 AcquisitionInterface Class Reference

This abstract class represents an interface to an acquisition GNSS block.

```
#include <acquisition_interface.h>
```

Inheritance diagram for AcquisitionInterface:



Public Member Functions

- virtual void **set_gnss_synchro** ([Gnss_Synchro](#) *gnss_synchro)=0
- virtual void **set_channel** (unsigned int channel_id)=0
- virtual void **set_channel_fsm** (std::weak_ptr< [ChannelFsm](#) > channel_fsm)=0
- virtual void **set_threshold** (float threshold)=0
- virtual void **set_doppler_max** (unsigned int doppler_max)=0
- virtual void **set_doppler_step** (unsigned int doppler_step)=0
- virtual void **set_doppler_center** (int doppler_center __attribute__((unused)))=0
- virtual void **init** ()=0
- virtual void **set_local_code** ()=0
- virtual void **set_state** (int state)=0
- virtual signed int **mag** ()=0
- virtual void **reset** ()=0
- virtual void **stop_acquisition** ()=0
- virtual void **set_resampler_latency** (uint32_t latency_samples)=0

10.4.1 Detailed Description

This abstract class represents an interface to an acquisition GNSS block.

Abstract class for acquisition algorithms. Since all its methods are virtual, this class cannot be instantiated directly, and a subclass can only be instantiated directly if all inherited pure virtual methods have been implemented by that class or a parent class.

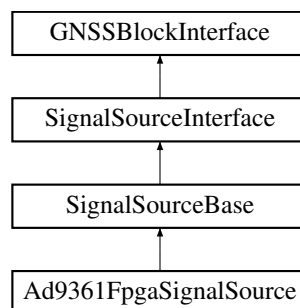
Definition at line 50 of file `acquisition_interface.h`.

The documentation for this class was generated from the following file:

- [acquisition_interface.h](#)

10.5 Ad9361FpgaSignalSource Class Reference

Inheritance diagram for Ad9361FpgaSignalSource:



Public Member Functions

- **Ad9361FpgaSignalSource** (const [ConfigurationInterface](#) *configuration, const std::string &role, unsigned int in_stream, unsigned int out_stream, [Concurrent_Queue](#)< pmt::pmt_t > *queue)
- void **start** () override
Start the flow of samples if needed.
- size_t **item_size** () override
- void **connect** (gr::top_block_sptr top_block) override
- void **disconnect** (gr::top_block_sptr top_block) override
- gr::basic_block_sptr **get_left_block** () override
- gr::basic_block_sptr **get_right_block** () override

Additional Inherited Members

10.5.1 Detailed Description

Definition at line 46 of file `ad9361_fpga_signal_source.h`.

10.5.2 Member Function Documentation

10.5.2.1 start()

```
void Ad9361FpgaSignalSource::start ( ) [override], [virtual]
```

Start the flow of samples if needed.

Reimplemented from [GNSSBlockInterface](#).

The documentation for this class was generated from the following file:

- [ad9361_fpga_signal_source.h](#)

10.6 Agnss_Ref_Location Class Reference

Interface of an Assisted GNSS REFERENCE LOCATION storage.

```
#include <agnss_ref_location.h>
```

Public Member Functions

- [Agnss_Ref_Location](#) ()=default
- template<class Archive >
void [serialize](#) (Archive &archive, const unsigned int version)
Serialize is a boost standard method to be called by the boost XML serialization. Here is used to save the Ref location on disk file.

Public Attributes

- double **lat** {}
- double **lon** {}
- double **uncertainty** {}
- bool **valid** {}

10.6.1 Detailed Description

Interface of an Assisted GNSS REFERENCE LOCATION storage.

Definition at line 33 of file [agnss_ref_location.h](#).

10.6.2 Constructor & Destructor Documentation

10.6.2.1 Agnss_Ref_Location()

```
Agnss_Ref_Location::Agnss_Ref_Location ( ) [default]
```

Default constructor

10.6.3 Member Function Documentation

10.6.3.1 serialize()

```
template<class Archive >
void Agnss_Ref_Location::serialize (
    Archive & archive,
    const unsigned int version ) [inline]
```

Serialize is a boost standard method to be called by the boost XML serialization. Here is used to save the Ref location on disk file.

Definition at line 52 of file agnss_ref_location.h.

The documentation for this class was generated from the following file:

- [agnss_ref_location.h](#)

10.7 Agnss_Ref_Time Class Reference

Interface of an Assisted GNSS REFERENCE TIME storage.

```
#include <agnss_ref_time.h>
```

Public Member Functions

- [Agnss_Ref_Time](#) ()=default
- template<class Archive >
void [serialize](#) (Archive &archive, const unsigned int version)
Serialize is a boost standard method to be called by the boost XML serialization. Here is used to save the ref time data on disk file.

Public Attributes

- double **tow** {}
- double **week** {}
- double **seconds** {}
- double **microseconds** {}
- bool **valid** {}

10.7.1 Detailed Description

Interface of an Assisted GNSS REFERENCE TIME storage.

Definition at line 33 of file agnss_ref_time.h.

10.7.2 Constructor & Destructor Documentation

10.7.2.1 Agnss_Ref_Time()

```
Agnss_Ref_Time::Agnss_Ref_Time ( ) [default]
```

Default constructor

10.7.3 Member Function Documentation

10.7.3.1 serialize()

```
template<class Archive >
void Agnss_Ref_Time::serialize (
    Archive & archive,
    const unsigned int version ) [inline]
```

Serialize is a boost standard method to be called by the boost XML serialization. Here is used to save the ref time data on disk file.

Definition at line 53 of file agnss_ref_time.h.

The documentation for this class was generated from the following file:

- [agnss_ref_time.h](#)

10.8 alm_t Struct Reference

Public Attributes

- int **sat**
- int **svh**
- int **svconf**
- int **week**
- [gtime_t](#) **toa**
- double **A**
- double **e**
- double **i0**
- double **OMG0**
- double **omg**
- double **M0**
- double **OMGd**
- double **toas**
- double **f0**
- double **f1**

10.8.1 Detailed Description

Definition at line 418 of file rtklib.h.

The documentation for this struct was generated from the following file:

- [rtklib.h](#)

10.9 ambc_t Struct Reference

Public Attributes

- [gtime_t](#) **epoch** [4]
- int **n** [4]
- double **LC** [4]
- double **LCv** [4]
- int **fixcnt**
- char **flags** [MAXSAT]

10.9.1 Detailed Description

Definition at line 1049 of file rtklib.h.

The documentation for this struct was generated from the following file:

- [rtklib.h](#)

10.10 An_Packet_Printer Class Reference

class that prints PVT solutions in a serial device following a custom version of the Advanced Navigation Packet Protocol.

```
#include <an_packet_printer.h>
```

Public Member Functions

- [An_Packet_Printer](#) (const std::string &an_dump_devname)
Default constructor.
- [~An_Packet_Printer](#) ()
Default destructor.
- bool [print_packet](#) (const [Rtklib_Solver](#) *const pvt_data, const std::map< int, [Gnss_Synchro](#) > &gnss_↔
observables_map)
Print AN packet to the initialized device.
- void [close_serial](#) () const
Close serial port. Also done in the destructor, this is only for testing.

10.10.1 Detailed Description

class that prints PVT solutions in a serial device following a custom version of the Advanced Navigation Packet Protocol.

Definition at line 73 of file `an_packet_printer.h`.

10.10.2 Constructor & Destructor Documentation

10.10.2.1 An_Packet_Printer()

```
An_Packet_Printer::An_Packet_Printer (
    const std::string & an_dump_devname ) [explicit]
```

Default constructor.

10.10.2.2 ~An_Packet_Printer()

```
An_Packet_Printer::~~An_Packet_Printer ( )
```

Default destructor.

10.10.3 Member Function Documentation

10.10.3.1 close_serial()

```
void An_Packet_Printer::close_serial ( ) const
```

Close serial port. Also done in the destructor, this is only for testing.

10.10.3.2 print_packet()

```
bool An_Packet_Printer::print_packet (
    const Rtklib\_Solver *const pvt_data,
    const std::map< int, Gnss\_Synchro > & gnss_observables_map )
```

Print AN packet to the initialized device.

The documentation for this class was generated from the following file:

- [an_packet_printer.h](#)

10.11 an_packet_t Struct Reference

Public Attributes

- uint8_t **header** [4]
- uint8_t **data** [73]

10.11.1 Detailed Description

Definition at line 62 of file an_packet_printer.h.

The documentation for this struct was generated from the following file:

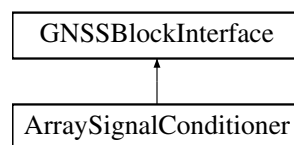
- [an_packet_printer.h](#)

10.12 ArraySignalConditioner Class Reference

This class wraps blocks to change data_type_adapter, input_filter and resampler to be applied to the input flow of sampled signal.

```
#include <array_signal_conditioner.h>
```

Inheritance diagram for ArraySignalConditioner:



Public Member Functions

- [ArraySignalConditioner](#) (std::shared_ptr< [GNSSBlockInterface](#) > data_type_adapter, std::shared_ptr< [GNSSBlockInterface](#) > in_filt, std::shared_ptr< [GNSSBlockInterface](#) > res, std::string role)

Constructor.

- [~ArraySignalConditioner](#) ()=default

Destructor.

- void **connect** (gr::top_block_sptr top_block) override
- void **disconnect** (gr::top_block_sptr top_block) override
- gr::basic_block_sptr **get_left_block** () override
- gr::basic_block_sptr **get_right_block** () override
- std::string **role** () override
- std::string **implementation** () override

Returns "Array_Signal_Conditioner".

- size_t **item_size** () override
- std::shared_ptr< [GNSSBlockInterface](#) > **data_type_adapter** ()
- std::shared_ptr< [GNSSBlockInterface](#) > **input_filter** ()
- std::shared_ptr< [GNSSBlockInterface](#) > **resampler** ()

10.12.1 Detailed Description

This class wraps blocks to change `data_type_adapter`, `input_filter` and `resampler` to be applied to the input flow of sampled signal.

Definition at line 41 of file `array_signal_conditioner.h`.

10.12.2 Constructor & Destructor Documentation

10.12.2.1 ArraySignalConditioner()

```
ArraySignalConditioner::ArraySignalConditioner (
    std::shared_ptr< GNSSBlockInterface > data_type_adapt,
    std::shared_ptr< GNSSBlockInterface > in_filt,
    std::shared_ptr< GNSSBlockInterface > res,
    std::string role )
```

Constructor.

10.12.2.2 ~ArraySignalConditioner()

```
ArraySignalConditioner::~ArraySignalConditioner ( ) [default]
```

Destructor.

10.12.3 Member Function Documentation

10.12.3.1 implementation()

```
std::string ArraySignalConditioner::implementation ( ) [inline], [override], [virtual]
```

Returns "Array_Signal_Conditioner".

Implements [GNSSBlockInterface](#).

Definition at line 60 of file `array_signal_conditioner.h`.

The documentation for this class was generated from the following file:

- [array_signal_conditioner.h](#)

10.13 Bayesian_estimator Class Reference

[Bayesian_estimator](#) is an estimator of noise characteristics (i.e. mean, covariance)

```
#include <bayesian_estimation.h>
```

Public Member Functions

- **Bayesian_estimator** (int ny)
- **Bayesian_estimator** (const arma::vec &mu_prior_0, int kappa_prior_0, int nu_prior_0, const arma::mat &Psi_prior_0)
- void **init** (const arma::mat &mu_prior_0, int kappa_prior_0, int nu_prior_0, const arma::mat &Psi_prior_0)
- void **update_sequential** (const arma::vec &data)
- void **update_sequential** (const arma::vec &data, const arma::vec &mu_prior_0, int kappa_prior_0, int nu_prior_0, const arma::mat &Psi_prior_0)
- arma::mat **get_mu_est** () const
- arma::mat **get_Psi_est** () const

10.13.1 Detailed Description

[Bayesian_estimator](#) is an estimator of noise characteristics (i.e. mean, covariance)

[Bayesian_estimator](#) is an estimator which performs estimation of noise characteristics from a sequence of identically and independently distributed (IID) samples of a stationary stochastic process by way of Bayesian inference using conjugate priors. The posterior distribution is assumed to be Gaussian with mean {} and covariance {{C}}, which has a conjugate prior given by a normal-inverse-Wishart distribution with paramemters {}_{0}, {0}, {0}, and {}.

[1] TODO: Ref1

Definition at line 60 of file bayesian_estimation.h.

The documentation for this class was generated from the following file:

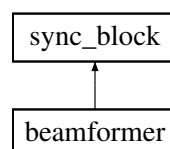
- [bayesian_estimation.h](#)

10.14 beamformer Class Reference

This class implements a real-time software-defined spatial filter using the CTTC GNSS experimental antenna array input and a set of dynamically reloadable weights.

```
#include <beamformer.h>
```

Inheritance diagram for beamformer:



Public Member Functions

- `int work (int noutput_items, gr_vector_const_void_star &input_items, gr_vector_void_star &output_items)`

Friends

- `beamformer_sptr make_beamformer_sptr ()`

10.14.1 Detailed Description

This class implements a real-time software-defined spatial filter using the CTTC GNSS experimental antenna array input and a set of dynamically reloadable weights.

Definition at line 42 of file `beamformer.h`.

The documentation for this class was generated from the following file:

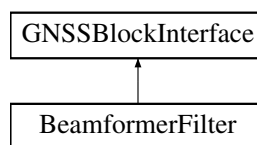
- [beamformer.h](#)

10.15 BeamformerFilter Class Reference

Interface of an adapter of a digital beamformer block to a [GNSSBlockInterface](#).

```
#include <beamformer_filter.h>
```

Inheritance diagram for BeamformerFilter:



Public Member Functions

- **BeamformerFilter** (const [ConfigurationInterface](#) *configuration, const std::string &role, unsigned int in_stream, unsigned int out_stream)
- std::string **role** () override
- std::string **implementation** () override
returns "Beamformer_Filte"
- size_t **item_size** () override
- void **connect** (gr::top_block_sptr top_block) override
- void **disconnect** (gr::top_block_sptr top_block) override
- gr::basic_block_sptr **get_left_block** () override
- gr::basic_block_sptr **get_right_block** () override

10.15.1 Detailed Description

Interface of an adapter of a digital beamformer block to a [GNSSBlockInterface](#).

Definition at line 38 of file beamformer_filter.h.

10.15.2 Member Function Documentation

10.15.2.1 implementation()

```
std::string BeamformerFilter::implementation ( ) [inline], [override], [virtual]
```

returns "Beamformer_Filte"

Implements [GNSSBlockInterface](#).

Definition at line 53 of file beamformer_filter.h.

The documentation for this class was generated from the following file:

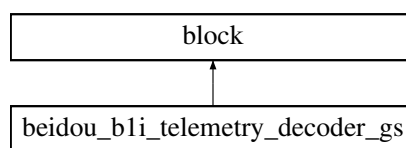
- [beamformer_filter.h](#)

10.16 beidou_b1i_telemetry_decoder_gs Class Reference

This class implements a block that decodes the BeiDou DNAV data.

```
#include <beidou_b1i_telemetry_decoder_gs.h>
```

Inheritance diagram for beidou_b1i_telemetry_decoder_gs:



Public Member Functions

- [~beidou_b1i_telemetry_decoder_gs](#) () override
Class destructor.
- void [set_satellite](#) (const [Gnss_Satellite](#) &satellite)
Set satellite PRN.
- void [set_channel](#) (int channel)
Set receiver's channel.
- void [reset](#) ()
- int [general_work](#) (int noutput_items, gr_vector_int &ninput_items, gr_vector_const_void_star &input_items, gr_vector_void_star &output_items) override
This is where all signal processing takes place.

Friends

- beidou_b1i_telemetry_decoder_gs_sptr **beidou_b1i_make_telemetry_decoder_gs** (const [Gnss_Satellite](#) &satellite, const [Tlm_Conf](#) &conf)

10.16.1 Detailed Description

This class implements a block that decodes the BeiDou DNAV data.

Note

Code added as part of GSoC 2018 program

Definition at line 57 of file beidou_b1i_telemetry_decoder_gs.h.

10.16.2 Constructor & Destructor Documentation

10.16.2.1 ~beidou_b1i_telemetry_decoder_gs()

```
beidou_b1i_telemetry_decoder_gs::~beidou_b1i_telemetry_decoder_gs ( ) [override]
```

Class destructor.

10.16.3 Member Function Documentation

10.16.3.1 general_work()

```
int beidou_b1i_telemetry_decoder_gs::general_work (
    int noutput_items,
    gr_vector_int & ninput_items,
    gr_vector_const_void_star & input_items,
    gr_vector_void_star & output_items ) [override]
```

This is where all signal processing takes place.

10.16.3.2 set_channel()

```
void beidou_b1i_telemetry_decoder_gs::set_channel (
    int channel )
```

Set receiver's channel.

10.16.3.3 set_satellite()

```
void beidou_b1i_telemetry_decoder_gs::set_satellite (
    const Gnss_Satellite & satellite )
```

Set satellite PRN.

The documentation for this class was generated from the following file:

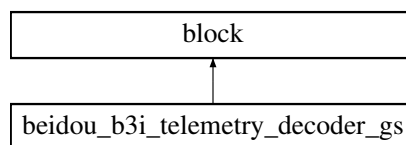
- [beidou_b1i_telemetry_decoder_gs.h](#)

10.17 beidou_b3i_telemetry_decoder_gs Class Reference

This class implements a block that decodes the BeiDou DNAV data.

```
#include <beidou_b3i_telemetry_decoder_gs.h>
```

Inheritance diagram for beidou_b3i_telemetry_decoder_gs:



Public Member Functions

- [~beidou_b3i_telemetry_decoder_gs \(\)](#) override
Class destructor.
- void [set_satellite](#) (const [Gnss_Satellite](#) &satellite)
Set satellite PRN.
- void [set_channel](#) (int channel)
Set receiver's channel.
- void [reset](#) ()
- int [general_work](#) (int noutput_items, gr_vector_int &ninput_items, gr_vector_const_void_star &input_items, gr_vector_void_star &output_items) override
This is where all signal processing takes place.

Friends

- beidou_b3i_telemetry_decoder_gs_sptr [beidou_b3i_make_telemetry_decoder_gs](#) (const [Gnss_Satellite](#) &satellite, const [Tlm_Conf](#) &conf)

10.17.1 Detailed Description

This class implements a block that decodes the BeiDou DNAV data.

Definition at line 54 of file [beidou_b3i_telemetry_decoder_gs.h](#).

10.17.2 Constructor & Destructor Documentation

10.17.2.1 ~beidou_b3i_telemetry_decoder_gs()

```
beidou_b3i_telemetry_decoder_gs::~~beidou_b3i_telemetry_decoder_gs ( ) [override]
```

Class destructor.

10.17.3 Member Function Documentation

10.17.3.1 general_work()

```
int beidou_b3i_telemetry_decoder_gs::general_work (
    int noutput_items,
    gr_vector_int & ninput_items,
    gr_vector_const_void_star & input_items,
    gr_vector_void_star & output_items ) [override]
```

This is where all signal processing takes place.

10.17.3.2 set_channel()

```
void beidou_b3i_telemetry_decoder_gs::set_channel (
    int channel )
```

Set receiver's channel.

10.17.3.3 set_satellite()

```
void beidou_b3i_telemetry_decoder_gs::set_satellite (
    const Gnss_Satellite & satellite )
```

Set satellite PRN.

The documentation for this class was generated from the following file:

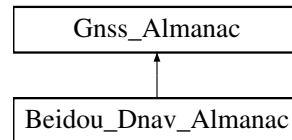
- [beidou_b3i_telemetry_decoder_gs.h](#)

10.18 Beidou_Dnav_Almanac Class Reference

This class is a storage for the BeiDou D1 almanac.

```
#include <beidou_dnav_almanac.h>
```

Inheritance diagram for Beidou_Dnav_Almanac:



Public Member Functions

- [Beidou_Dnav_Almanac](#) ()
- `template<class Archive >`
void **serialize** (Archive &ar, const unsigned int version)

Public Attributes

- int [SV_health](#) {}
SV Health.

Additional Inherited Members

10.18.1 Detailed Description

This class is a storage for the BeiDou D1 almanac.

Definition at line 33 of file beidou_dnav_almanac.h.

10.18.2 Constructor & Destructor Documentation

10.18.2.1 Beidou_Dnav_Almanac()

```
Beidou_Dnav_Almanac::Beidou_Dnav_Almanac ( ) [inline]
```

Default constructor

Definition at line 39 of file beidou_dnav_almanac.h.

References `Gnss_Almanac::System`.

10.18.3 Member Data Documentation

10.18.3.1 SV_health

```
int Beidou_Dnav_Almanac::SV_health {}
```

SV Health.

Definition at line 44 of file beidou_dnav_almanac.h.

The documentation for this class was generated from the following file:

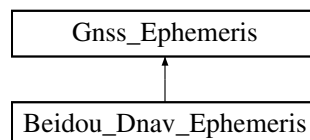
- [beidou_dnav_almanac.h](#)

10.19 Beidou_Dnav_Ephemeris Class Reference

This is a storage class for the Beidou SV ephemeris data as described in BeiDou Navigation Satellite System Signal In Space Interface Control Document Open Service Signal B1I (Version 3.0)

```
#include <beidou_dnav_ephemeris.h>
```

Inheritance diagram for Beidou_Dnav_Ephemeris:



Public Member Functions

- [Beidou_Dnav_Ephemeris](#) ()
- `template<class Archive >`
void [serialize](#) (Archive &archive, const unsigned int version)

Serialize is a boost standard method to be called by the boost XML serialization. Here is used to save the ephemeris data on disk file.

Public Attributes

- int [SV_accuracy](#) {}
User Range Accuracy (URA) index of the SV (reference paragraph 5.2.4.5) for the standard positioning service user.
- int [SV_health](#) {}
- double [TGD1](#) {}
Estimated Group Delay Differential on B1I [s].
- double [TGD2](#) {}
Estimated Group Delay Differential on B2I [s].
- double [AODC](#) {}
Age of Data, Clock.
- double [AODE](#) {}
Age of Data, Ephemeris.
- int [AODO](#) {}
Age of Data Offset (AODO) term for the navigation message correction table (NMCT) contained in subframe 4 (reference paragraph 20.3.3.5.1.9) [s].
- int [sig_type](#) {}
*BDS: data source (0:unknown,1:B1I,2:B1Q,3:B2I,4:B2Q,5:B3I,6:B3Q) */.*
- int [nav_type](#) {}
*BDS: nav type (0:unknown,1:IGSO/MEO,2:GEO) */.*
- bool [fit_interval_flag](#) {}
Curve-fit interval used by the CS (Block II/IIA/IIR/IIR-M/IIF) and SS (Block IIIA) in determining the ephemeris parameters, as follows: 0 = 4 hours, 1 = greater than 4 hours.
- double [spare1](#) {}
- double [spare2](#) {}
- bool [integrity_status_flag](#) {}
If true, enhanced level of integrity assurance.
- bool [alert_flag](#) {}
If true, indicates that the SV URA may be worse than indicated in `d_SV_accuracy`, use that SV at our own risk.
- bool [antispoofing_flag](#) {}
If true, the AntiSpoofing mode is ON in that SV.
- std::map< int, std::string > [satelliteBlock](#)
Map that stores to which block the PRN belongs.

Additional Inherited Members

10.19.1 Detailed Description

This is a storage class for the Beidou SV ephemeris data as described in BeiDou Navigation Satellite System Signal In Space Interface Control Document Open Service Signal B1I (Version 3.0)

See <http://en.beidou.gov.cn/SYSTEMS/Officialdocument/201902/P020190227601370045731.pdf>

Definition at line 39 of file `beidou_dnav_ephemeris.h`.

10.19.2 Constructor & Destructor Documentation

10.19.2.1 Beidou_Dnav_Ephemeris()

```
Beidou_Dnav_Ephemeris::Beidou_Dnav_Ephemeris ( )
```

Default constructor

10.19.3 Member Function Documentation

10.19.3.1 serialize()

```
template<class Archive >
void Beidou_Dnav_Ephemeris::serialize (
    Archive & archive,
    const unsigned int version ) [inline]
```

Serialize is a boost standard method to be called by the boost XML serialization. Here is used to save the ephemeris data on disk file.

Definition at line 87 of file beidou_dnav_ephemeris.h.

References Gnss_Ephemeris::af0, Gnss_Ephemeris::af1, Gnss_Ephemeris::af2, alert_flag, antispoofing_flag, A↔ODC, AODE, AODO, Gnss_Ephemeris::Cic, Gnss_Ephemeris::Cis, Gnss_Ephemeris::Crc, Gnss_Ephemeris↔::Crs, Gnss_Ephemeris::Cuc, Gnss_Ephemeris::Cus, Gnss_Ephemeris::delta_n, Gnss_Ephemeris::dtr, Gnss↔_Ephemeris::ecc, fit_interval_flag, Gnss_Ephemeris::i_0, Gnss_Ephemeris::idot, integrity_status_flag, Gnss↔_Ephemeris::M_0, nav_type, Gnss_Ephemeris::omega, Gnss_Ephemeris::OMEGA_0, Gnss_Ephemeris::OMEG↔Adot, Gnss_Ephemeris::PRN, Gnss_Ephemeris::satClkDrift, sig_type, Gnss_Ephemeris::sqrtA, SV_accuracy, T↔GD1, TGD2, Gnss_Ephemeris::toc, Gnss_Ephemeris::toe, Gnss_Ephemeris::tow, and Gnss_Ephemeris::WN.

10.19.4 Member Data Documentation

10.19.4.1 alert_flag

```
bool Beidou_Dnav_Ephemeris::alert_flag {}
```

If true, indicates that the SV URA may be worse than indicated in d_SV_accuracy, use that SV at our own risk.

Definition at line 76 of file beidou_dnav_ephemeris.h.

Referenced by serialize().

10.19.4.2 antispoofing_flag

```
bool Beidou_Dnav_Ephemeris::antispoofing_flag {}
```

If true, the AntiSpoofing mode is ON in that SV.

Definition at line 77 of file beidou_dnav_ephemeris.h.

Referenced by `serialize()`.

10.19.4.3 AODC

```
double Beidou_Dnav_Ephemeris::AODC {}
```

Age of Data, Clock.

Definition at line 51 of file beidou_dnav_ephemeris.h.

Referenced by `serialize()`.

10.19.4.4 AODE

```
double Beidou_Dnav_Ephemeris::AODE {}
```

Age of Data, Ephemeris.

Definition at line 52 of file beidou_dnav_ephemeris.h.

Referenced by `serialize()`.

10.19.4.5 AODO

```
int Beidou_Dnav_Ephemeris::AODO {}
```

Age of Data Offset (AODO) term for the navigation message correction table (NMCT) contained in subframe 4 (reference paragraph 20.3.3.5.1.9) [s].

Definition at line 53 of file beidou_dnav_ephemeris.h.

Referenced by `serialize()`.

10.19.4.6 fit_interval_flag

```
bool Beidou_Dnav_Ephemeris::fit_interval_flag {}
```

Curve-fit interval used by the CS (Block II/IIA/IIR/IIR-M/IIF) and SS (Block IIIA) in determining the ephemeris parameters, as follows: 0 = 4 hours, 1 = greater than 4 hours.

Definition at line 58 of file beidou_dnav_ephemeris.h.

Referenced by `serialize()`.

10.19.4.7 integrity_status_flag

```
bool Beidou_Dnav_Ephemeris::integrity_status_flag {}
```

If true, enhanced level of integrity assurance.

If false, indicates that the conveying signal is provided with the legacy level of integrity assurance. That is, the probability that the instantaneous URE of the conveying signal exceeds 4.42 times the upper bound value of the current broadcast URA index, for more than 5.2 seconds, without an accompanying alert, is less than 1E-5 per hour. If true, indicates that the conveying signal is provided with an enhanced level of integrity assurance. That is, the probability that the instantaneous URE of the conveying signal exceeds 5.73 times the upper bound value of the current broadcast URA index, for more than 5.2 seconds, without an accompanying alert, is less than 1E-8 per hour.

Definition at line 75 of file beidou_dnav_ephemeris.h.

Referenced by `serialize()`.

10.19.4.8 nav_type

```
int Beidou_Dnav_Ephemeris::nav_type {}
```

BDS: nav type (0:unknown,1:IGSO/MEO,2:GEO) */.

Definition at line 56 of file beidou_dnav_ephemeris.h.

Referenced by `serialize()`.

10.19.4.9 satelliteBlock

```
std::map<int, std::string> Beidou_Dnav_Ephemeris::satelliteBlock
```

Map that stores to which block the PRN belongs.

Definition at line 79 of file beidou_dnav_ephemeris.h.

10.19.4.10 sig_type

```
int Beidou_Dnav_Ephemeris::sig_type {}
```

BDS: data source (0:unknown,1:B1I,2:B1Q,3:B2I,4:B2Q,5:B3I,6:B3Q) */.

Definition at line 55 of file beidou_dnav_ephemeris.h.

Referenced by `serialize()`.

10.19.4.11 SV_accuracy

```
int Beidou_Dnav_Ephemeris::SV_accuracy {}
```

User Range Accuracy (URA) index of the SV (reference paragraph 5.2.4.5) for the standard positioning service user.

Definition at line 47 of file beidou_dnav_ephemeris.h.

Referenced by `serialize()`.

10.19.4.12 TGD1

```
double Beidou_Dnav_Ephemeris::TGD1 {}
```

Estimated Group Delay Differential on B1I [s].

Definition at line 49 of file beidou_dnav_ephemeris.h.

Referenced by `serialize()`.

10.19.4.13 TGD2

```
double Beidou_Dnav_Ephemeris::TGD2 {}
```

Estimated Group Delay Differential on B2I [s].

Definition at line 50 of file beidou_dnav_ephemeris.h.

Referenced by `serialize()`.

The documentation for this class was generated from the following file:

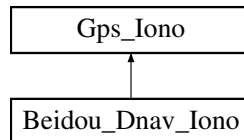
- [beidou_dnav_ephemeris.h](#)

10.20 Beidou_Dnav_Iono Class Reference

This class is a storage for the BEIDOU IONOSPHERIC data as described in ICD v2.1.

```
#include <beidou_dnav_iono.h>
```

Inheritance diagram for Beidou_Dnav_Iono:



Public Member Functions

- [Beidou_Dnav_Iono\(\)](#)=default
Default constructor.

Additional Inherited Members

10.20.1 Detailed Description

This class is a storage for the BEIDOU IONOSPHERIC data as described in ICD v2.1.

Definition at line 33 of file `beidou_dnav_iono.h`.

10.20.2 Constructor & Destructor Documentation

10.20.2.1 Beidou_Dnav_Iono()

```
Beidou_Dnav_Iono::Beidou_Dnav_Iono ( ) [default]
```

Default constructor.

The documentation for this class was generated from the following file:

- [beidou_dnav_iono.h](#)

10.21 Beidou_Dnav_Navigation_Message Class Reference

This class decodes a BeiDou D1 NAV Data message.

```
#include <beidou_dnav_navigation_message.h>
```

Public Member Functions

- [Beidou_Dnav_Navigation_Message](#) ()
- [Beidou_Dnav_Ephemeris](#) [get_ephemeris](#) () const
Obtain a BDS SV Ephemeris class filled with current SV data.
- [Beidou_Dnav_Iono](#) [get_iono](#) ()
Obtain a BDS ionospheric correction parameters class filled with current SV data.
- [Beidou_Dnav_Utc_Model](#) [get_utc_model](#) ()
Obtain a BDS UTC model parameters class filled with current SV data.
- `int32_t` [d1_subframe_decoder](#) (std::string const &subframe)
Decodes the BDS D1 NAV message.
- `int32_t` [d2_subframe_decoder](#) (std::string const &subframe)
Decodes the BDS D2 NAV message.
- `double` [utc_time](#) (double beidou_time_corrected) const
Computes the Coordinated Universal Time (UTC) and returns it in [s].
- `bool` [satellite_validation](#) ()
- `bool` [have_new_ephemeris](#) ()
Returns true if new Ephemeris has arrived. The flag is set to false when the function is executed.
- `bool` [have_new_iono](#) () const
Returns true if new Iono model has arrived. The flag is set to false when the function is executed.
- `bool` [have_new_utc_model](#) ()
Returns true if new UTC model has arrived. The flag is set to false when the function is executed.
- `bool` [have_new_almanac](#) ()
Returns true if new UTC model has arrived. The flag is set to false when the function is executed.
- `void` [set_satellite_PRN](#) (uint32_t prn)
Sets satellite PRN number.
- `void` [set_signal_type](#) (int32_t signal_type)
- `bool` [get_flag_CRC_test](#) () const
- `bool` [get_flag_new_SOW_available](#) () const
- `void` [set_flag_new_SOW_available](#) (bool new_SOW_available)
- `double` [get_SOW](#) () const

10.21.1 Detailed Description

This class decodes a BeiDou D1 NAV Data message.

Definition at line 46 of file `beidou_dnav_navigation_message.h`.

10.21.2 Constructor & Destructor Documentation

10.21.2.1 Beidou_Dnav_Navigation_Message()

```
Beidou_Dnav_Navigation_Message::Beidou_Dnav_Navigation_Message ( )
```

Default constructor

10.21.3 Member Function Documentation

10.21.3.1 d1_subframe_decoder()

```
int32_t Beidou_Dnav_Navigation_Message::d1_subframe_decoder (
    std::string const & subframe )
```

Decodes the BDS D1 NAV message.

10.21.3.2 d2_subframe_decoder()

```
int32_t Beidou_Dnav_Navigation_Message::d2_subframe_decoder (
    std::string const & subframe )
```

Decodes the BDS D2 NAV message.

10.21.3.3 get_ephemeris()

```
Beidou_Dnav_Ephemeris Beidou_Dnav_Navigation_Message::get_ephemeris ( ) const
```

Obtain a BDS SV Ephemeris class filled with current SV data.

10.21.3.4 get_iono()

```
Beidou_Dnav_Iono Beidou_Dnav_Navigation_Message::get_iono ( )
```

Obtain a BDS ionospheric correction parameters class filled with current SV data.

10.21.3.5 get_utc_model()

```
Beidou_Dnav_Utc_Model Beidou_Dnav_Navigation_Message::get_utc_model ( )
```

Obtain a BDS UTC model parameters class filled with current SV data.

10.21.3.6 have_new_almanac()

```
bool Beidou_Dnav_Navigation_Message::have_new_almanac ( )
```

Returns true if new UTC model has arrived. The flag is set to false when the function is executed.

10.21.3.7 have_new_ephemeris()

```
bool Beidou_Dnav_Navigation_Message::have_new_ephemeris ( )
```

Returns true if new Ephemeris has arrived. The flag is set to false when the function is executed.

10.21.3.8 have_new_iono()

```
bool Beidou_Dnav_Navigation_Message::have_new_iono ( ) const
```

Returns true if new Iono model has arrived. The flag is set to false when the function is executed.

10.21.3.9 have_new_utc_model()

```
bool Beidou_Dnav_Navigation_Message::have_new_utc_model ( )
```

Returns true if new UTC model has arrived. The flag is set to false when the function is executed.

10.21.3.10 set_satellite_PRN()

```
void Beidou_Dnav_Navigation_Message::set_satellite_PRN (
    uint32_t prn ) [inline]
```

Sets satellite PRN number.

Definition at line 110 of file beidou_dnav_navigation_message.h.

10.21.3.11 utc_time()

```
double Beidou_Dnav_Navigation_Message::utc_time (
    double beidoutime_corrected ) const
```

Computes the Coordinated Universal Time (UTC) and returns it in [s].

The documentation for this class was generated from the following file:

- [beidou_dnav_navigation_message.h](#)

10.22 Beidou_Dnav_Utc_Model Class Reference

This class is a storage for the BeiDou DNAV UTC Model.

```
#include <beidou_dnav_utc_model.h>
```

Public Member Functions

- `template<class Archive >`
void **serialize** (Archive &archive, const unsigned int version)

Public Attributes

- double **A0_UTC** {}
BDT clock bias relative to UTC [s].
- double **A1_UTC** {}
BDT clock rate relative to UTC [s/s].
- int **DeltaT_LS** {}
Delta time due to leap seconds before the new leap second effective.
- int **WN_LSF** {}
Week number of the new leap second.
- int **DN** {}
Day number of week of the new leap second.
- double **DeltaT_LSF** {}
Delta time due to leap seconds after the new leap second effective [s].
- double **A0_GPS** {}
BDT clock bias relative to GPS time [s].
- double **A1_GPS** {}
BDT clock rate relative to GPS time [s/s].
- double **A0_GAL** {}
BDT clock bias relative to GAL time [s].
- double **A1_GAL** {}
BDT clock rate relative to GAL time [s/s].
- double **A0_GLO** {}
BDT clock bias relative to GLO time [s].
- double **A1_GLO** {}
BDT clock rate relative to GLO time [s/s].
- bool **valid** {}

10.22.1 Detailed Description

This class is a storage for the BeiDou DNAV UTC Model.

Implementation follows the interface described in the Open Service Signal (Version 2.1)

Definition at line 35 of file `beidou_dnav_utc_model.h`.

10.22.2 Member Data Documentation

10.22.2.1 A0_GAL

```
double Beidou_Dnav_Utc_Model::A0_GAL {}
```

BDT clock bias relative to GAL time [s].

Definition at line 53 of file beidou_dnav_utc_model.h.

10.22.2.2 A0_GLO

```
double Beidou_Dnav_Utc_Model::A0_GLO {}
```

BDT clock bias relative to GLO time [s].

Definition at line 57 of file beidou_dnav_utc_model.h.

10.22.2.3 A0_GPS

```
double Beidou_Dnav_Utc_Model::A0_GPS {}
```

BDT clock bias relative to GPS time [s].

Definition at line 49 of file beidou_dnav_utc_model.h.

10.22.2.4 A0_UTC

```
double Beidou_Dnav_Utc_Model::A0_UTC {}
```

BDT clock bias relative to UTC [s].

Definition at line 41 of file beidou_dnav_utc_model.h.

10.22.2.5 A1_GAL

```
double Beidou_Dnav_Utc_Model::A1_GAL {}
```

BDT clock rate relative to GAL time [s/s].

Definition at line 54 of file beidou_dnav_utc_model.h.

10.22.2.6 A1_GLO

```
double Beidou_Dnav_Utc_Model::A1_GLO {}
```

BDT clock rate relative to GLO time [s/s].

Definition at line 58 of file beidou_dnav_utc_model.h.

10.22.2.7 A1_GPS

```
double Beidou_Dnav_Utc_Model::A1_GPS {}
```

BDT clock rate relative to GPS time [s/s].

Definition at line 50 of file beidou_dnav_utc_model.h.

10.22.2.8 A1_UTC

```
double Beidou_Dnav_Utc_Model::A1_UTC {}
```

BDT clock rate relative to UTC [s/s].

Definition at line 42 of file beidou_dnav_utc_model.h.

10.22.2.9 DeltaT_LS

```
int Beidou_Dnav_Utc_Model::DeltaT_LS {}
```

Delta time due to leap seconds before the new leap second effective.

Definition at line 43 of file beidou_dnav_utc_model.h.

10.22.2.10 DeltaT_LSF

```
double Beidou_Dnav_Utc_Model::DeltaT_LSF {}
```

Delta time due to leap seconds after the new leap second effective [s].

Definition at line 46 of file beidou_dnav_utc_model.h.

10.22.2.11 DN

```
int Beidou_Dnav_Utc_Model::DN {}
```

Day number of week of the new leap second.

Definition at line 45 of file beidou_dnav_utc_model.h.

10.22.2.12 WN_LSF

```
int Beidou_Dnav_Utc_Model::WN_LSF {}
```

Week number of the new leap second.

Definition at line 44 of file beidou_dnav_utc_model.h.

The documentation for this class was generated from the following file:

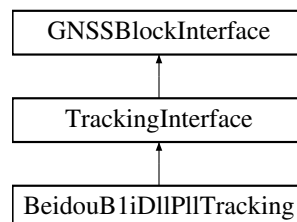
- [beidou_dnav_utc_model.h](#)

10.23 BeidouB1iDIIPITracking Class Reference

This class implements a code DLL + carrier PLL tracking loop.

```
#include <beidou_b1i_dll_pll_tracking.h>
```

Inheritance diagram for BeidouB1iDIIPITracking:



Public Member Functions

- **BeidouB1iDIIPITracking** (const [ConfigurationInterface](#) *configuration, const std::string &role, unsigned int in_streams, unsigned int out_streams)
- std::string **role** () override
- std::string **implementation** () override
- size_t **item_size** () override
- void **connect** (gr::top_block_sptr top_block) override
- void **disconnect** (gr::top_block_sptr top_block) override
- gr::basic_block_sptr **get_left_block** () override
- gr::basic_block_sptr **get_right_block** () override
- void **set_channel** (unsigned int channel) override
 - Set tracking channel unique ID.*
- void **set_gnss_synchro** ([Gnss_Synchro](#) *p_gnss_synchro) override
 - Set acquisition/tracking common [Gnss_Synchro](#) object pointer to efficiently exchange synchronization data between acquisition and tracking blocks.*
- void **start_tracking** () override
- void **stop_tracking** () override
 - Stop running tracking.*

10.23.1 Detailed Description

This class implements a code DLL + carrier PLL tracking loop.

Definition at line 41 of file `beidou_b1i_dll_pll_tracking.h`.

10.23.2 Member Function Documentation

10.23.2.1 `set_channel()`

```
void BeidouB1iDllPllTracking::set_channel (
    unsigned int channel ) [override], [virtual]
```

Set tracking channel unique ID.

Implements [TrackingInterface](#).

10.23.2.2 `set_gnss_synchro()`

```
void BeidouB1iDllPllTracking::set_gnss_synchro (
    Gnss_Synchro * p_gnss_synchro ) [override], [virtual]
```

Set acquisition/tracking common [Gnss_Synchro](#) object pointer to efficiently exchange synchronization data between acquisition and tracking blocks.

Implements [TrackingInterface](#).

10.23.2.3 `stop_tracking()`

```
void BeidouB1iDllPllTracking::stop_tracking ( ) [override], [virtual]
```

Stop running tracking.

Implements [TrackingInterface](#).

The documentation for this class was generated from the following file:

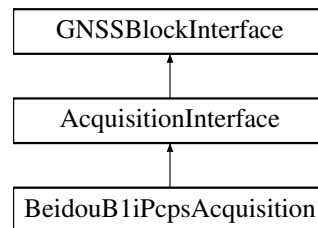
- [beidou_b1i_dll_pll_tracking.h](#)

10.24 BeidouB1iPcpsAcquisition Class Reference

This class adapts a PCPS acquisition block to an [AcquisitionInterface](#) for GPS L1 C/A signals.

```
#include <beidou_b1i_pcps_acquisition.h>
```

Inheritance diagram for BeidouB1iPcpsAcquisition:



Public Member Functions

- **BeidouB1iPcpsAcquisition** (const [ConfigurationInterface](#) *configuration, const std::string &role, unsigned int in_streams, unsigned int out_streams)
- std::string **role** () override
- std::string **implementation** () override
 - Returns "BEIDOU_B1I_PCPS_Acquisition".*
- size_t **item_size** () override
- void **connect** (gr::top_block_sptr top_block) override
- void **disconnect** (gr::top_block_sptr top_block) override
- gr::basic_block_sptr **get_left_block** () override
- gr::basic_block_sptr **get_right_block** () override
- void **set_gnss_synchro** ([Gnss_Synchro](#) *p_gnss_synchro) override
 - Set acquisition/tracking common [Gnss_Synchro](#) object pointer to efficiently exchange synchronization data between acquisition and tracking blocks.*
- void **set_channel** (unsigned int channel) override
 - Set acquisition channel unique ID.*
- void **set_channel_fsm** (std::weak_ptr< [ChannelFsm](#) > channel_fsm) override
 - Set channel fsm associated to this acquisition instance.*
- void **set_threshold** (float threshold) override
 - Set statistics threshold of PCPS algorithm.*
- void **set_doppler_max** (uint32_t doppler_max) override
 - Set maximum Doppler off grid search.*
- void **set_doppler_step** (uint32_t doppler_step) override
 - Set Doppler steps for the grid search.*
- void **init** () override
 - Initializes acquisition algorithm.*
- void **set_local_code** () override
 - Sets local code for GPS L1/CA PCPS acquisition algorithm.*
- signed int **mag** () override
 - Returns the maximum peak of grid search.*
- void **reset** () override
 - Restart acquisition algorithm.*
- void **set_state** (int state) override
 - If state = 1, it forces the block to start acquiring from the first sample.*
- void **stop_acquisition** () override
 - Stop running acquisition.*
- void **set_resampler_latency** (uint32_t latency_samples) override
 - Sets the resampler latency to account it in the acquisition code delay estimation.*

10.24.1 Detailed Description

This class adapts a PCPS acquisition block to an [AcquisitionInterface](#) for GPS L1 C/A signals.

Definition at line 46 of file `beidou_b1i_pcps_acquisition.h`.

10.24.2 Member Function Documentation

10.24.2.1 `implementation()`

```
std::string BeidouB1iPcpsAcquisition::implementation ( ) [inline], [override], [virtual]
```

Returns "BEIDOU_B1I_PCPS_Acquisition".

Implements [GNSSBlockInterface](#).

Definition at line 63 of file `beidou_b1i_pcps_acquisition.h`.

10.24.2.2 `init()`

```
void BeidouB1iPcpsAcquisition::init ( ) [override], [virtual]
```

Initializes acquisition algorithm.

Implements [AcquisitionInterface](#).

10.24.2.3 `mag()`

```
signed int BeidouB1iPcpsAcquisition::mag ( ) [override], [virtual]
```

Returns the maximum peak of grid search.

Implements [AcquisitionInterface](#).

10.24.2.4 `reset()`

```
void BeidouB1iPcpsAcquisition::reset ( ) [override], [virtual]
```

Restart acquisition algorithm.

Implements [AcquisitionInterface](#).

10.24.2.5 set_channel()

```
void BeidouBliPcpsAcquisition::set_channel (
    unsigned int channel ) [inline], [override], [virtual]
```

Set acquisition channel unique ID.

Implements [AcquisitionInterface](#).

Definition at line 88 of file beidou_b1i_pcps_acquisition.h.

10.24.2.6 set_channel_fsm()

```
void BeidouBliPcpsAcquisition::set_channel_fsm (
    std::weak_ptr< ChannelFsm > channel_fsm ) [inline], [override], [virtual]
```

Set channel fsm associated to this acquisition instance.

Implements [AcquisitionInterface](#).

Definition at line 97 of file beidou_b1i_pcps_acquisition.h.

10.24.2.7 set_doppler_max()

```
void BeidouBliPcpsAcquisition::set_doppler_max (
    uint32_t doppler_max ) [override]
```

Set maximum Doppler off grid search.

10.24.2.8 set_doppler_step()

```
void BeidouBliPcpsAcquisition::set_doppler_step (
    uint32_t doppler_step ) [override]
```

Set Doppler steps for the grid search.

10.24.2.9 set_gnss_synchro()

```
void BeidouBliPcpsAcquisition::set_gnss_synchro (
    Gnss_Synchro * p_gnss_synchro ) [override], [virtual]
```

Set acquisition/tracking common [Gnss_Synchro](#) object pointer to efficiently exchange synchronization data between acquisition and tracking blocks.

Implements [AcquisitionInterface](#).

10.24.2.10 set_local_code()

```
void BeidouBliPcpsAcquisition::set_local_code ( ) [override], [virtual]
```

Sets local code for GPS L1/CA PCPS acquisition algorithm.

Implements [AcquisitionInterface](#).

10.24.2.11 set_resampler_latency()

```
void BeidouBliPcpsAcquisition::set_resampler_latency (
    uint32_t latency_samples ) [override], [virtual]
```

Sets the resampler latency to account it in the acquisition code delay estimation.

Implements [AcquisitionInterface](#).

10.24.2.12 set_state()

```
void BeidouBliPcpsAcquisition::set_state (
    int state ) [override], [virtual]
```

If state = 1, it forces the block to start acquiring from the first sample.

Implements [AcquisitionInterface](#).

10.24.2.13 set_threshold()

```
void BeidouBliPcpsAcquisition::set_threshold (
    float threshold ) [override], [virtual]
```

Set statistics threshold of PCPS algorithm.

Implements [AcquisitionInterface](#).

10.24.2.14 stop_acquisition()

```
void BeidouBliPcpsAcquisition::stop_acquisition ( ) [override], [virtual]
```

Stop running acquisition.

Implements [AcquisitionInterface](#).

The documentation for this class was generated from the following file:

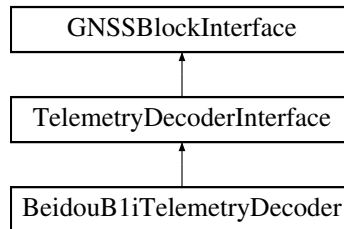
- [beidou_b1i_pcps_acquisition.h](#)

10.25 BeidouB1iTelemetryDecoder Class Reference

This class implements a NAV data decoder for BEIDOU B1I.

```
#include <beidou_b1i_telemetry_decoder.h>
```

Inheritance diagram for BeidouB1iTelemetryDecoder:



Public Member Functions

- **BeidouB1iTelemetryDecoder** (const [ConfigurationInterface](#) *configuration, const std::string &role, unsigned int in_streams, unsigned int out_streams)
- void **connect** (gr::top_block_sptr top_block) override
- void **disconnect** (gr::top_block_sptr top_block) override
- gr::basic_block_sptr **get_left_block** () override
- gr::basic_block_sptr **get_right_block** () override
- void **set_satellite** (const [Gnss_Satellite](#) &satellite) override
- std::string **role** () override
- std::string **implementation** () override
 - Returns "BEIDOU_B1I_Telemetry_Decoder".*
- void **set_channel** (int channel) override
- void **reset** () override
- size_t **item_size** () override

10.25.1 Detailed Description

This class implements a NAV data decoder for BEIDOU B1I.

Definition at line 43 of file beidou_b1i_telemetry_decoder.h.

10.25.2 Member Function Documentation

10.25.2.1 implementation()

```
std::string BeidouB1iTelemetryDecoder::implementation ( ) [inline], [override], [virtual]
```

Returns "BEIDOU_B1I_Telemetry_Decoder".

Implements [GNSSBlockInterface](#).

Definition at line 65 of file beidou_b1i_telemetry_decoder.h.

The documentation for this class was generated from the following file:

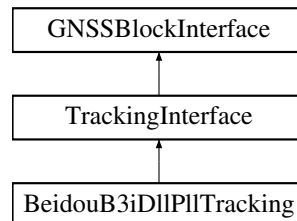
- [beidou_b1i_telemetry_decoder.h](#)

10.26 BeidouB3iDIIPIITracking Class Reference

This class implements a code DLL + carrier PLL tracking loop.

```
#include <beidou_b3i_dll_pll_tracking.h>
```

Inheritance diagram for BeidouB3iDIIPIITracking:



Public Member Functions

- **BeidouB3iDIIPIITracking** (const [ConfigurationInterface](#) *configuration, const std::string &role, unsigned int in_streams, unsigned int out_streams)
- std::string **role** () override
- std::string **implementation** () override
- size_t **item_size** () override
- void **connect** (gr::top_block_sptr top_block) override
- void **disconnect** (gr::top_block_sptr top_block) override
- gr::basic_block_sptr **get_left_block** () override
- gr::basic_block_sptr **get_right_block** () override
- void **set_channel** (unsigned int channel) override
Set tracking channel unique ID.
- void **set_gnss_synchro** ([Gnss_Synchro](#) *p_gnss_synchro) override
Set acquisition/tracking common [Gnss_Synchro](#) object pointer to efficiently exchange synchronization data between acquisition and tracking blocks.
- void **start_tracking** () override
- void **stop_tracking** () override
Stop running tracking.

10.26.1 Detailed Description

This class implements a code DLL + carrier PLL tracking loop.

Definition at line 41 of file beidou_b3i_dll_pll_tracking.h.

10.26.2 Member Function Documentation

10.26.2.1 `set_channel()`

```
void BeidouB3iDllPllTracking::set_channel (
    unsigned int channel ) [override], [virtual]
```

Set tracking channel unique ID.

Implements [TrackingInterface](#).

10.26.2.2 `set_gnss_synchro()`

```
void BeidouB3iDllPllTracking::set_gnss_synchro (
    Gnss\_Synchro * p_gnss_synchro ) [override], [virtual]
```

Set acquisition/tracking common [Gnss_Synchro](#) object pointer to efficiently exchange synchronization data between acquisition and tracking blocks.

Implements [TrackingInterface](#).

10.26.2.3 `stop_tracking()`

```
void BeidouB3iDllPllTracking::stop_tracking ( ) [override], [virtual]
```

Stop running tracking.

Implements [TrackingInterface](#).

The documentation for this class was generated from the following file:

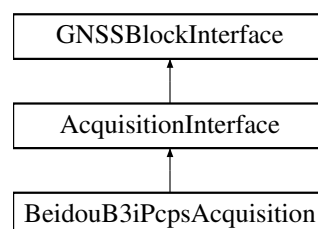
- [beidou_b3i_dll_pll_tracking.h](#)

10.27 BeidouB3iPcpsAcquisition Class Reference

This class adapts a PCPS acquisition block to an [AcquisitionInterface](#) for BeiDou B3I signals.

```
#include <beidou_b3i_pcps_acquisition.h>
```

Inheritance diagram for BeidouB3iPcpsAcquisition:



Public Member Functions

- **BeidouB3iPcpsAcquisition** (const [ConfigurationInterface](#) *configuration, const std::string &role, unsigned int in_streams, unsigned int out_streams)
- std::string **role** () override
- std::string **implementation** () override
 - Returns "BEIDOU_B1L_PCPS_Acquisition".*
- size_t **item_size** () override
- void **connect** (gr::top_block_sptr top_block) override
- void **disconnect** (gr::top_block_sptr top_block) override
- gr::basic_block_sptr **get_left_block** () override
- gr::basic_block_sptr **get_right_block** () override
- void **set_gnss_synchro** ([Gnss_Synchro](#) *p_gnss_synchro) override
 - Set acquisition/tracking common [Gnss_Synchro](#) object pointer to efficiently exchange synchronization data between acquisition and tracking blocks.*
- void **set_channel** (unsigned int channel) override
 - Set acquisition channel unique ID.*
- void **set_channel_fsm** (std::weak_ptr< [ChannelFsm](#) > channel_fsm) override
 - Set channel fsm associated to this acquisition instance.*
- void **set_threshold** (float threshold) override
 - Set statistics threshold of PCPS algorithm.*
- void **set_doppler_max** (unsigned int doppler_max) override
 - Set maximum Doppler off grid search.*
- void **set_doppler_step** (unsigned int doppler_step) override
 - Set Doppler steps for the grid search.*
- void **init** () override
 - Initializes acquisition algorithm.*
- void **set_local_code** () override
 - Sets local code for GPS L1/CA PCPS acquisition algorithm.*
- signed int **mag** () override
 - Returns the maximum peak of grid search.*
- void **reset** () override
 - Restart acquisition algorithm.*
- void **set_state** (int state) override
 - If state = 1, it forces the block to start acquiring from the first sample.*
- void **stop_acquisition** () override
 - Stop running acquisition.*
- void **set_resampler_latency** (uint32_t latency_samples) override
 - Sets the resampler latency to account it in the acquisition code delay estimation.*

10.27.1 Detailed Description

This class adapts a PCPS acquisition block to an [AcquisitionInterface](#) for BeiDou B3I signals.

Definition at line 45 of file beidou_b3i_pcps_acquisition.h.

10.27.2 Member Function Documentation

10.27.2.1 implementation()

```
std::string BeidouB3iPcpsAcquisition::implementation ( ) [inline], [override], [virtual]
```

Returns "BEIDOU_B1L_PCPS_Acquisition".

Implements [GNSSBlockInterface](#).

Definition at line 62 of file beidou_b3i_pcps_acquisition.h.

10.27.2.2 init()

```
void BeidouB3iPcpsAcquisition::init ( ) [override], [virtual]
```

Initializes acquisition algorithm.

Implements [AcquisitionInterface](#).

10.27.2.3 mag()

```
signed int BeidouB3iPcpsAcquisition::mag ( ) [override], [virtual]
```

Returns the maximum peak of grid search.

Implements [AcquisitionInterface](#).

10.27.2.4 reset()

```
void BeidouB3iPcpsAcquisition::reset ( ) [override], [virtual]
```

Restart acquisition algorithm.

Implements [AcquisitionInterface](#).

10.27.2.5 set_channel()

```
void BeidouB3iPcpsAcquisition::set_channel (
    unsigned int channel ) [inline], [override], [virtual]
```

Set acquisition channel unique ID.

Implements [AcquisitionInterface](#).

Definition at line 87 of file beidou_b3i_pcps_acquisition.h.

10.27.2.6 set_channel_fsm()

```
void BeidouB3iPcpsAcquisition::set_channel_fsm (
    std::weak_ptr< ChannelFsm > channel_fsm ) [inline], [override], [virtual]
```

Set channel fsm associated to this acquisition instance.

Implements [AcquisitionInterface](#).

Definition at line 96 of file beidou_b3i_pcps_acquisition.h.

10.27.2.7 set_doppler_max()

```
void BeidouB3iPcpsAcquisition::set_doppler_max (
    unsigned int doppler_max ) [override], [virtual]
```

Set maximum Doppler off grid search.

Implements [AcquisitionInterface](#).

10.27.2.8 set_doppler_step()

```
void BeidouB3iPcpsAcquisition::set_doppler_step (
    unsigned int doppler_step ) [override], [virtual]
```

Set Doppler steps for the grid search.

Implements [AcquisitionInterface](#).

10.27.2.9 set_gnss_synchro()

```
void BeidouB3iPcpsAcquisition::set_gnss_synchro (
    Gnss\_Synchro * p_gnss_synchro ) [override], [virtual]
```

Set acquisition/tracking common [Gnss_Synchro](#) object pointer to efficiently exchange synchronization data between acquisition and tracking blocks.

Implements [AcquisitionInterface](#).

10.27.2.10 `set_local_code()`

```
void BeidouB3iPcpsAcquisition::set_local_code ( ) [override], [virtual]
```

Sets local code for GPS L1/CA PCPS acquisition algorithm.

Implements [AcquisitionInterface](#).

10.27.2.11 `set_resampler_latency()`

```
void BeidouB3iPcpsAcquisition::set_resampler_latency (
    uint32_t latency_samples ) [override], [virtual]
```

Sets the resampler latency to account it in the acquisition code delay estimation.

Implements [AcquisitionInterface](#).

10.27.2.12 `set_state()`

```
void BeidouB3iPcpsAcquisition::set_state (
    int state ) [override], [virtual]
```

If state = 1, it forces the block to start acquiring from the first sample.

Implements [AcquisitionInterface](#).

10.27.2.13 `set_threshold()`

```
void BeidouB3iPcpsAcquisition::set_threshold (
    float threshold ) [override], [virtual]
```

Set statistics threshold of PCPS algorithm.

Implements [AcquisitionInterface](#).

10.27.2.14 `stop_acquisition()`

```
void BeidouB3iPcpsAcquisition::stop_acquisition ( ) [override], [virtual]
```

Stop running acquisition.

Implements [AcquisitionInterface](#).

The documentation for this class was generated from the following file:

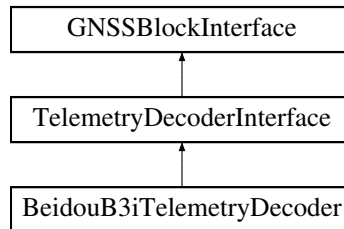
- [beidou_b3i_pcps_acquisition.h](#)

10.28 BeidouB3iTelemetryDecoder Class Reference

This class implements a NAV data decoder for BEIDOU B1I.

```
#include <beidou_b3i_telemetry_decoder.h>
```

Inheritance diagram for BeidouB3iTelemetryDecoder:



Public Member Functions

- **BeidouB3iTelemetryDecoder** (const [ConfigurationInterface](#) *configuration, const std::string &role, unsigned int in_streams, unsigned int out_streams)
- void **connect** (gr::top_block_sptr top_block) override
- void **disconnect** (gr::top_block_sptr top_block) override
- gr::basic_block_sptr **get_left_block** () override
- gr::basic_block_sptr **get_right_block** () override
- void **set_satellite** (const [Gnss_Satellite](#) &satellite) override
- std::string **role** () override
- std::string **implementation** () override
 - Returns "BEIDOU_B3I_Telemetry_Decoder".*
- void **set_channel** (int channel) override
- void **reset** () override
- size_t **item_size** () override

10.28.1 Detailed Description

This class implements a NAV data decoder for BEIDOU B1I.

Definition at line 42 of file beidou_b3i_telemetry_decoder.h.

10.28.2 Member Function Documentation

10.28.2.1 implementation()

```
std::string BeidouB3iTelemetryDecoder::implementation ( ) [inline], [override], [virtual]
```

Returns "BEIDOU_B3I_Telemetry_Decoder".

Implements [GNSSBlockInterface](#).

Definition at line 60 of file beidou_b3i_telemetry_decoder.h.

The documentation for this class was generated from the following file:

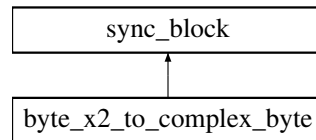
- [beidou_b3i_telemetry_decoder.h](#)

10.29 byte_x2_to_complex_byte Class Reference

This class adapts two signed char streams into a `std::complex<signed char>` stream.

```
#include <byte_x2_to_complex_byte.h>
```

Inheritance diagram for `byte_x2_to_complex_byte`:



Public Member Functions

- `int` **work** (`int` noutput_items, `gr_vector_const_void_star` &input_items, `gr_vector_void_star` &output_items)

Friends

- `byte_x2_to_complex_byte_sptr` **make_byte_x2_to_complex_byte** ()

10.29.1 Detailed Description

This class adapts two signed char streams into a `std::complex<signed char>` stream.

Definition at line 41 of file `byte_x2_to_complex_byte.h`.

The documentation for this class was generated from the following file:

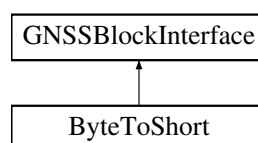
- [byte_x2_to_complex_byte.h](#)

10.30 ByteToShort Class Reference

Adapts an 8-bits sample stream (IF) to a short int stream (IF)

```
#include <byte_to_short.h>
```

Inheritance diagram for `ByteToShort`:



Public Member Functions

- **ByteToShort** (const [ConfigurationInterface](#) *configuration, std::string role, unsigned int in_streams, unsigned int out_streams)
- std::string **role** () override
- std::string **implementation** () override
Returns "Byte_To_Short".
- size_t **item_size** () override
- void **connect** (gr::top_block_sptr top_block) override
- void **disconnect** (gr::top_block_sptr top_block) override
- gr::basic_block_sptr **get_left_block** () override
- gr::basic_block_sptr **get_right_block** () override

10.30.1 Detailed Description

Adapts an 8-bits sample stream (IF) to a short int stream (IF)

Definition at line 40 of file `byte_to_short.h`.

10.30.2 Member Function Documentation

10.30.2.1 implementation()

```
std::string ByteToShort::implementation ( ) [inline], [override], [virtual]
```

Returns "Byte_To_Short".

Implements [GNSSBlockInterface](#).

Definition at line 55 of file `byte_to_short.h`.

The documentation for this class was generated from the following file:

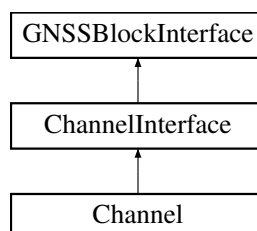
- [byte_to_short.h](#)

10.31 Channel Class Reference

This class represents a GNSS channel. It wraps an [AcquisitionInterface](#), a [TrackingInterface](#) and a [TelemetryDecoderInterface](#), and handles their interaction through a Finite State Machine.

```
#include <channel.h>
```

Inheritance diagram for Channel:



Public Member Functions

- [Channel](#) (const [ConfigurationInterface](#) *configuration, uint32_t channel, std::shared_ptr< [AcquisitionInterface](#) > acq, std::shared_ptr< [TrackingInterface](#) > trk, std::shared_ptr< [TelemetryDecoderInterface](#) > nav, const std::string &role, const std::string &signal_str, [Concurrent_Queue](#)< pmt::pmt_t > *queue)

Constructor.

- [~Channel](#) ()=default

Destructor.

- void [connect](#) (gr::top_block_sptr top_block) override

Connects the tracking block to the top_block and to the telemetry.

- void [disconnect](#) (gr::top_block_sptr top_block) override

- gr::basic_block_sptr [get_left_block](#) () override

- gr::basic_block_sptr [get_left_block_trk](#) () override

Gets the GNU Radio tracking block input pointer.

- gr::basic_block_sptr [get_right_block_trk](#) () override

Gets the GNU Radio tracking block output pointer.

- gr::basic_block_sptr [get_left_block_acq](#) () override

Gets the GNU Radio acquisition block input pointer.

- gr::basic_block_sptr [get_right_block_acq](#) () override

Gets the GNU Radio acquisition block output pointer.

- gr::basic_block_sptr [get_right_block](#) () override

Gets the GNU Radio channel block output pointer.

- std::string [role](#) () override

- std::string [implementation](#) () override

Returns "Channel".

- size_t [item_size](#) () override

- [Gnss_Signal](#) [get_signal](#) () const override

- void [start_acquisition](#) () override

Start the State Machine.

- void [stop_channel](#) () override

Stop the State Machine.

- void [set_signal](#) (const [Gnss_Signal](#) &gnss_signal_) override

Sets the channel GNSS signal.

- void [assist_acquisition_doppler](#) (double Carrier_Doppler_hz) override

- std::shared_ptr< [AcquisitionInterface](#) > [acquisition](#) () const

- std::shared_ptr< [TrackingInterface](#) > [tracking](#) () const

- std::shared_ptr< [TelemetryDecoderInterface](#) > [telemetry](#) () const

10.31.1 Detailed Description

This class represents a GNSS channel. It wraps an [AcquisitionInterface](#), a [TrackingInterface](#) and a [TelemetryDecoderInterface](#), and handles their interaction through a Finite State Machine.

Definition at line 60 of file channel.h.

10.31.2 Constructor & Destructor Documentation

10.31.2.1 Channel()

```
Channel::Channel (
    const ConfigurationInterface * configuration,
    uint32_t channel,
    std::shared_ptr< AcquisitionInterface > acq,
    std::shared_ptr< TrackingInterface > trk,
    std::shared_ptr< TelemetryDecoderInterface > nav,
    const std::string & role,
    const std::string & signal_str,
    Concurrent\_Queue< pmt::pmt_t > * queue )
```

Constructor.

10.31.2.2 ~Channel()

```
Channel::~~Channel ( ) [default]
```

Destructor.

10.31.3 Member Function Documentation

10.31.3.1 connect()

```
void Channel::connect (
    gr::top_block_sptr top_block ) [override], [virtual]
```

Connects the tracking block to the top_block and to the telemetry.

Implements [GNSSBlockInterface](#).

10.31.3.2 get_left_block_acq()

```
gr::basic_block_sptr Channel::get_left_block_acq ( ) [override], [virtual]
```

Gets the GNU Radio acquisition block input pointer.

Implements [ChannelInterface](#).

10.31.3.3 `get_left_block_trk()`

```
gr::basic_block_sptr Channel::get_left_block_trk ( ) [override], [virtual]
```

Gets the GNU Radio tracking block input pointer.

Implements [ChannelInterface](#).

10.31.3.4 `get_right_block()`

```
gr::basic_block_sptr Channel::get_right_block ( ) [override], [virtual]
```

Gets the GNU Radio channel block output pointer.

Implements [ChannelInterface](#).

10.31.3.5 `get_right_block_acq()`

```
gr::basic_block_sptr Channel::get_right_block_acq ( ) [override], [virtual]
```

Gets the GNU Radio acquisition block output pointer.

Implements [ChannelInterface](#).

10.31.3.6 `get_right_block_trk()`

```
gr::basic_block_sptr Channel::get_right_block_trk ( ) [override], [virtual]
```

Gets the GNU Radio tracking block output pointer.

Implements [ChannelInterface](#).

10.31.3.7 `implementation()`

```
std::string Channel::implementation ( ) [inline], [override], [virtual]
```

Returns "Channel".

Implements [GNSSBlockInterface](#).

Definition at line 85 of file channel.h.

10.31.3.8 set_signal()

```
void Channel::set_signal (
    const Gnss_Signal & gnss_signal_ ) [override], [virtual]
```

Sets the channel GNSS signal.

Implements [ChannelInterface](#).

10.31.3.9 start_acquisition()

```
void Channel::start_acquisition ( ) [override], [virtual]
```

Start the State Machine.

Implements [ChannelInterface](#).

10.31.3.10 stop_channel()

```
void Channel::stop_channel ( ) [override], [virtual]
```

Stop the State Machine.

Implements [ChannelInterface](#).

The documentation for this class was generated from the following file:

- [channel.h](#)

10.32 Channel_Event Class Reference

Public Attributes

- int **channel_id**
- int **event_type**

Friends

- channel_event_sptr **channel_event_make** (int channel_id, int event_type)

10.32.1 Detailed Description

Definition at line 34 of file `channel_event.h`.

The documentation for this class was generated from the following file:

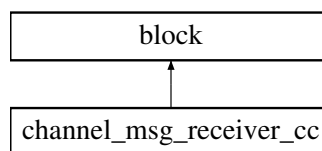
- [channel_event.h](#)

10.33 channel_msg_receiver_cc Class Reference

GNU Radio block that receives asynchronous channel messages from acquisition and tracking blocks.

```
#include <channel_msg_receiver_cc.h>
```

Inheritance diagram for `channel_msg_receiver_cc`:



Public Member Functions

- [~channel_msg_receiver_cc](#) ()=default
Default destructor.

Friends

- `channel_msg_receiver_cc_sptr` **channel_msg_receiver_make_cc** (std::shared_ptr< [ChannelFsm](#) > channel_fsm, bool repeat)

10.33.1 Detailed Description

GNU Radio block that receives asynchronous channel messages from acquisition and tracking blocks.

Definition at line 40 of file `channel_msg_receiver_cc.h`.

10.33.2 Constructor & Destructor Documentation

10.33.2.1 ~channel_msg_receiver_cc()

```
channel_msg_receiver_cc::~channel_msg_receiver_cc ( ) [default]
```

Default destructor.

The documentation for this class was generated from the following file:

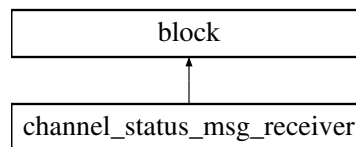
- [channel_msg_receiver_cc.h](#)

10.34 channel_status_msg_receiver Class Reference

GNU Radio block that receives asynchronous channel messages from tlm blocks.

```
#include <channel_status_msg_receiver.h>
```

Inheritance diagram for channel_status_msg_receiver:



Public Member Functions

- [~channel_status_msg_receiver](#) ()=default
Default destructor.
- `std::map< int, std::shared_ptr< Gnss_Synchro > > get_current_status_map ()`
return the current status map of all channels with valid telemetry
- [Monitor_Pvt get_current_status_pvt](#) ()
return the current receiver PVT

Friends

- `channel_status_msg_receiver_sptr channel_status_msg_receiver_make ()`

10.34.1 Detailed Description

GNU Radio block that receives asynchronous channel messages from tlm blocks.

Definition at line 44 of file `channel_status_msg_receiver.h`.

10.34.2 Constructor & Destructor Documentation

10.34.2.1 ~channel_status_msg_receiver()

```
channel_status_msg_receiver::~~channel_status_msg_receiver ( ) [default]
```

Default destructor.

10.34.3 Member Function Documentation

10.34.3.1 get_current_status_map()

```
std::map<int, std::shared_ptr<Gnss_Synchro> > channel_status_msg_receiver::get_current_↵  
status_map ( )
```

return the current status map of all channels with valid telemetry

10.34.3.2 get_current_status_pvt()

```
Monitor_Pvt channel_status_msg_receiver::get_current_status_pvt ( )
```

return the current receiver PVT

The documentation for this class was generated from the following file:

- [channel_status_msg_receiver.h](#)

10.35 ChannelFsm Class Reference

This class implements a State Machine for channel.

```
#include <channel_fsm.h>
```

Public Member Functions

- **ChannelFsm** (std::shared_ptr< [AcquisitionInterface](#) > acquisition)
- void **set_acquisition** (std::shared_ptr< [AcquisitionInterface](#) > acquisition)
- void **set_tracking** (std::shared_ptr< [TrackingInterface](#) > tracking)
- void **set_telemetry** (std::shared_ptr< [TelemetryDecoderInterface](#) > telemetry)
- void **set_queue** ([Concurrent_Queue](#)< pmt::pmt_t > *queue)
- void **set_channel** (uint32_t channel)
- void **start_acquisition** ()
- bool **Event_start_acquisition** ()
- bool **Event_start_acquisition_fpga** ()
- bool **Event_stop_channel** ()
- bool **Event_failed_tracking_standby** ()
- virtual bool **Event_valid_acquisition** ()
- virtual bool **Event_failed_acquisition_repeat** ()
- virtual bool **Event_failed_acquisition_no_repeat** ()

10.35.1 Detailed Description

This class implements a State Machine for channel.

Definition at line 41 of file `channel_fsm.h`.

The documentation for this class was generated from the following file:

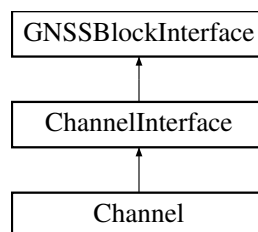
- [channel_fsm.h](#)

10.36 ChannelInterface Class Reference

This abstract class represents an interface to a channel GNSS block.

```
#include <channel_interface.h>
```

Inheritance diagram for ChannelInterface:



Public Member Functions

- virtual `gr::basic_block_sptr` **get_left_block_trk** ()=0
- virtual `gr::basic_block_sptr` **get_right_block_trk** ()=0
- virtual `gr::basic_block_sptr` **get_left_block_acq** ()=0
- virtual `gr::basic_block_sptr` **get_right_block_acq** ()=0
- virtual `gr::basic_block_sptr` **get_left_block** ()=0
- virtual `gr::basic_block_sptr` **get_right_block** ()=0
- virtual `Gnss_Signal` **get_signal** () const =0
- virtual void **start_acquisition** ()=0
- virtual void **assist_acquisition_doppler** (double Carrier_Doppler_hz)=0
- virtual void **stop_channel** ()=0
- virtual void **set_signal** (const `Gnss_Signal` &)=0

10.36.1 Detailed Description

This abstract class represents an interface to a channel GNSS block.

Abstract class for channel blocks. Since all its methods are pure virtual, this class cannot be instantiated directly, and a subclass can only be instantiated directly if all inherited pure virtual methods have been implemented by that class or a parent class.

Definition at line 43 of file `channel_interface.h`.

The documentation for this class was generated from the following file:

- [channel_interface.h](#)

10.37 cl_fft_plan Struct Reference

Public Attributes

- cl_context **context**
- [clFFT_Dim3](#) **n**
- clFFT_Dimension **dim**
- clFFT_DataFormat **format**
- string * **kernel_string**
- cl_program **program**
- [cl_fft_kernel_info](#) * **kernel_info**
- int **num_kernels**
- cl_kernel **twist_kernel**
- cl_int **temp_buffer_needed**
- unsigned **last_batch_size**
- cl_mem **tempmemobj**
- cl_mem **tempmemobj_real**
- cl_mem **tempmemobj_imag**
- unsigned **max_localmem_fft_size**
- unsigned **max_work_item_per_workgroup**
- unsigned **max_radix**
- unsigned **min_mem_coalesce_width**
- unsigned **num_local_mem_banks**

10.37.1 Detailed Description

Definition at line 45 of file [fft_internal.h](#).

The documentation for this struct was generated from the following file:

- [fft_internal.h](#)

10.38 clFFT_Complex Struct Reference

Public Attributes

- float **real**
- float **imag**

10.38.1 Detailed Description

Definition at line 65 of file [clFFT.h](#).

The documentation for this struct was generated from the following file:

- [clFFT.h](#)

10.39 cIFFT_Dim3 Struct Reference

Public Attributes

- unsigned int **x**
- unsigned int **y**
- unsigned int **z**

10.39.1 Detailed Description

Definition at line 52 of file cIFFT.h.

The documentation for this struct was generated from the following file:

- [cIFFT.h](#)

10.40 cIFFT_SplitComplex Struct Reference

Public Attributes

- float * **real**
- float * **imag**

10.40.1 Detailed Description

Definition at line 59 of file cIFFT.h.

The documentation for this struct was generated from the following file:

- [cIFFT.h](#)

10.41 cnav_msg_decoder_t Struct Reference

```
#include <cnav_msg.h>
```

Public Attributes

- [cnav_v27_part_t](#) part1
- [cnav_v27_part_t](#) part2

10.41.1 Detailed Description

GPS CNAV message lock and decoder object.

Decoder uses two Viterbi decoder objects to ensure the lock is acquired when the input symbol phase is not known.

Definition at line 95 of file `cnav_msg.h`.

10.41.2 Member Data Documentation

10.41.2.1 `part1`

`cnav_v27_part_t` `cnav_msg_decoder_t::part1`

Decoder for odd symbol pairs

Definition at line 97 of file `cnav_msg.h`.

10.41.2.2 `part2`

`cnav_v27_part_t` `cnav_msg_decoder_t::part2`

Decoder for even symbol pairs

Definition at line 98 of file `cnav_msg.h`.

The documentation for this struct was generated from the following file:

- [cnav_msg.h](#)

10.42 `cnav_msg_t` Struct Reference

```
#include <cnav_msg.h>
```

Public Attributes

- `uint8_t` `prn`
- `uint8_t` `msg_id`
- `uint32_t` `tow`
- `bool` `alert`
- `uint8_t` `raw_msg` [`GPS_L2C_V27_DECODE_BITS+GPS_L2C_V27_DELAY_BITS`]

10.42.1 Detailed Description

GPS CNAV message container.

See also

`cnav_msg_decoder_add_symbol`

Definition at line 52 of file `cnav_msg.h`.

10.42.2 Member Data Documentation

10.42.2.1 alert

```
bool cnav_msg_t::alert
```

CNAV message alert flag

Definition at line 57 of file `cnav_msg.h`.

10.42.2.2 msg_id

```
uint8_t cnav_msg_t::msg_id
```

Message id. 0..31

Definition at line 55 of file `cnav_msg.h`.

10.42.2.3 prn

```
uint8_t cnav_msg_t::prn
```

SV PRN. 0..31

Definition at line 54 of file `cnav_msg.h`.

10.42.2.4 raw_msg

```
uint8_t cnav_msg_t::raw_msg[GPS_L2C_V27_DECODE_BITS+GPS_L2C_V27_DELAY_BITS]
```

RAW MSG for GNSS-SDR

Definition at line 58 of file cnav_msg.h.

10.42.2.5 tow

```
uint32_t cnav_msg_t::tow
```

GPS ToW in 6-second units. Multiply to 6 to get seconds.

Definition at line 56 of file cnav_msg.h.

The documentation for this struct was generated from the following file:

- [cnav_msg.h](#)

10.43 cnav_v27_part_t Struct Reference

```
#include <cnav_msg.h>
```

Public Attributes

- [v27_t dec](#)
- [v27_decision_t decisions](#) [GPS_L2_V27_HISTORY_LENGTH_BITS]
- unsigned char [symbols](#) [(GPS_L2C_V27_INIT_BITS+GPS_L2C_V27_DECODE_BITS) *2]
- size_t [n_symbols](#)
- unsigned char [decoded](#) [GPS_L2C_V27_DECODE_BITS+GPS_L2C_V27_DELAY_BITS]
- size_t [n_decoded](#)
- bool [preamble_seen](#)
- bool [invert](#)
- bool [message_lock](#)
- bool [crc_ok](#)
- size_t [n_crc_fail](#)
- bool [init](#)

10.43.1 Detailed Description

GPS CNAV decoder component. This component controls symbol decoding string.

See also

[cnav_msg_decoder_t](#)

Definition at line 67 of file cnav_msg.h.

10.43.2 Member Data Documentation

10.43.2.1 crc_ok

```
bool cnav_v27_part_t::crc_ok
```

Flag that the last message had good CRC

Definition at line 83 of file cnav_msg.h.

10.43.2.2 dec

```
v27_t cnav_v27_part_t::dec
```

Viterbi block decoder object

Definition at line 69 of file cnav_msg.h.

10.43.2.3 decisions

```
v27_decision_t cnav_v27_part_t::decisions[GPS_L2_V27_HISTORY_LENGTH_BITS]
```

Decision graph

Definition at line 70 of file cnav_msg.h.

10.43.2.4 decoded

```
unsigned char cnav_v27_part_t::decoded[GPS_L2C_V27_DECODE_BITS+GPS_L2C_V27_DELAY_BITS]
```

Decode buffer

Definition at line 75 of file cnav_msg.h.

10.43.2.5 init

```
bool cnav_v27_part_t::init
```

Initial state flag. When true, initial bits do not produce output.

Definition at line 85 of file cnav_msg.h.

10.43.2.6 invert

```
bool cnav_v27_part_t::invert
```

When true, indicates the bits are inverted

Definition at line 80 of file cnav_msg.h.

10.43.2.7 message_lock

```
bool cnav_v27_part_t::message_lock
```

When true, indicates the message boundary is found.

Definition at line 81 of file cnav_msg.h.

10.43.2.8 n_crc_fail

```
size_t cnav_v27_part_t::n_crc_fail
```

Counter for CRC failures

Definition at line 84 of file cnav_msg.h.

10.43.2.9 n_decoded

```
size_t cnav_v27_part_t::n_decoded
```

Number of bits in the decode buffer

Definition at line 77 of file cnav_msg.h.

10.43.2.10 n_symbols

```
size_t cnav_v27_part_t::n_symbols
```

Count of symbols in the symbol buffer

Definition at line 74 of file cnav_msg.h.

10.43.2.11 preamble_seen

```
bool cnav_v27_part_t::preamble_seen
```

When true, the decode buffer is aligned on preamble.

Definition at line 78 of file cnav_msg.h.

10.43.2.12 symbols

```
unsigned char cnav_v27_part_t::symbols[(GPS_L2C_V27_INIT_BITS+GPS_L2C_V27_DECODE_BITS) *2]
```

Symbol buffer

Definition at line 72 of file cnav_msg.h.

The documentation for this struct was generated from the following file:

- [cnav_msg.h](#)

10.44 Command_Event Class Reference

Public Attributes

- int **command_id**
- int **event_type**

Friends

- command_event_sptr **command_event_make** (int command_id, int event_type)

10.44.1 Detailed Description

Definition at line 34 of file command_event.h.

The documentation for this class was generated from the following file:

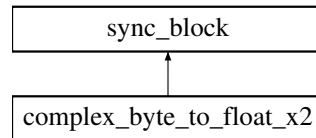
- [command_event.h](#)

10.45 complex_byte_to_float_x2 Class Reference

This class adapts a `std::complex<signed char>` stream into two 16-bits (short) streams.

```
#include <complex_byte_to_float_x2.h>
```

Inheritance diagram for `complex_byte_to_float_x2`:



Public Member Functions

- `int work` (`int` noutput_items, `gr_vector_const_void_star` &input_items, `gr_vector_void_star` &output_items)

Friends

- `complex_byte_to_float_x2_sptr make_complex_byte_to_float_x2` ()

10.45.1 Detailed Description

This class adapts a `std::complex<signed char>` stream into two 16-bits (short) streams.

Definition at line 41 of file `complex_byte_to_float_x2.h`.

The documentation for this class was generated from the following file:

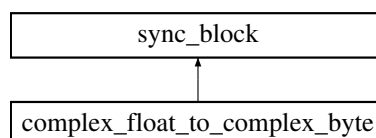
- [complex_byte_to_float_x2.h](#)

10.46 complex_float_to_complex_byte Class Reference

This class adapts a `gr_complex` stream into a `std::complex<signed char>` stream.

```
#include <complex_float_to_complex_byte.h>
```

Inheritance diagram for `complex_float_to_complex_byte`:



Public Member Functions

- int **work** (int noutput_items, gr_vector_const_void_star &input_items, gr_vector_void_star &output_items)

Friends

- complex_float_to_complex_byte_sptr **make_complex_float_to_complex_byte** ()

10.46.1 Detailed Description

This class adapts a gr_complex stream into a std::complex<signed char> stream.

Definition at line 40 of file complex_float_to_complex_byte.h.

The documentation for this class was generated from the following file:

- [complex_float_to_complex_byte.h](#)

10.47 Concurrent_Map< Data > Class Template Reference

This class implements a thread-safe std::map.

```
#include <concurrent_map.h>
```

Public Member Functions

- void **write** (int key, Data const &data)
- std::map< int, Data > **get_map_copy** ()
- size_t **size** ()
- bool **read** (int key, Data &p_data)

10.47.1 Detailed Description

```
template<typename Data>
class Concurrent_Map< Data >
```

This class implements a thread-safe std::map.

Definition at line 37 of file concurrent_map.h.

The documentation for this class was generated from the following file:

- [concurrent_map.h](#)

10.48 Concurrent_Queue< Data > Class Template Reference

This class implements a thread-safe std::queue.

```
#include <concurrent_queue.h>
```

Public Member Functions

- void **push** (Data const &data)
- bool **empty** () const
- bool **try_pop** (Data &popped_value)
- void **wait_and_pop** (Data &popped_value)
- bool **timed_wait_and_pop** (Data &popped_value, int wait_ms)

10.48.1 Detailed Description

```
template<typename Data>  
class Concurrent_Queue< Data >
```

This class implements a thread-safe std::queue.

Thread-safe object queue which uses the library boost_thread to perform MUTEX based on the code available at <https://www.justsoftwaresolutions.co.uk/threading/implementing-a-thread-safe-queue-using-boost.html>

Definition at line 39 of file acquisition_interface.h.

The documentation for this class was generated from the following files:

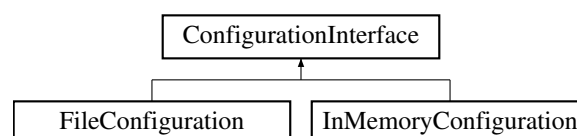
- [acquisition_interface.h](#)
- [concurrent_queue.h](#)

10.49 ConfigurationInterface Class Reference

This abstract class represents an interface to configuration parameters.

```
#include <configuration_interface.h>
```

Inheritance diagram for ConfigurationInterface:



Public Member Functions

- virtual std::string **property** (std::string property_name, std::string default_value) const =0
- virtual bool **property** (std::string property_name, bool default_value) const =0
- virtual int64_t **property** (std::string property_name, int64_t default_value) const =0
- virtual uint64_t **property** (std::string property_name, uint64_t default_value) const =0
- virtual int32_t **property** (std::string property_name, int32_t default_value) const =0
- virtual uint32_t **property** (std::string property_name, uint32_t default_value) const =0
- virtual int16_t **property** (std::string property_name, int16_t default_value) const =0
- virtual uint16_t **property** (std::string property_name, uint16_t default_value) const =0
- virtual float **property** (std::string property_name, float default_value) const =0
- virtual double **property** (std::string property_name, double default_value) const =0
- virtual void **set_property** (std::string property_name, std::string value)=0

10.49.1 Detailed Description

This abstract class represents an interface to configuration parameters.

The interface defines an accessor method that gets a parameter name as input and returns the value of this parameter, a string, as output. Property names are defined here. This is an abstract class for interfaces. Since all its methods are virtual, this class cannot be instantiated directly, and a subclass can only be instantiated directly if all inherited pure virtual methods have been implemented by that class or a parent class.

Definition at line 44 of file configuration_interface.h.

The documentation for this class was generated from the following file:

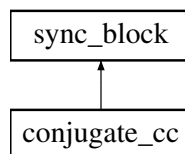
- [configuration_interface.h](#)

10.50 conjugate_cc Class Reference

This class adapts a std::complex<short> stream into two 32-bits (float) streams.

```
#include <conjugate_cc.h>
```

Inheritance diagram for conjugate_cc:



Public Member Functions

- int **work** (int noutput_items, gr_vector_const_void_star &input_items, gr_vector_void_star &output_items)

Friends

- conjugate_cc_sptr **make_conjugate_cc** ()

10.50.1 Detailed Description

This class adapts a `std::complex<short>` stream into two 32-bits (float) streams.

Definition at line 41 of file `conjugate_cc.h`.

The documentation for this class was generated from the following file:

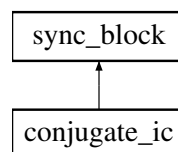
- [conjugate_cc.h](#)

10.51 conjugate_ic Class Reference

This class adapts a `std::complex<short>` stream into two 32-bits (float) streams.

```
#include <conjugate_ic.h>
```

Inheritance diagram for `conjugate_ic`:



Public Member Functions

- `int` **work** (`int` noutput_items, `gr_vector_const_void_star` &input_items, `gr_vector_void_star` &output_items)

Friends

- `conjugate_ic_sptr` **make_conjugate_ic** ()

10.51.1 Detailed Description

This class adapts a `std::complex<short>` stream into two 32-bits (float) streams.

Definition at line 41 of file `conjugate_ic.h`.

The documentation for this class was generated from the following file:

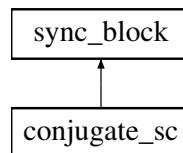
- [conjugate_ic.h](#)

10.52 conjugate_sc Class Reference

This class adapts a `std::complex<short>` stream into two 32-bits (float) streams.

```
#include <conjugate_sc.h>
```

Inheritance diagram for `conjugate_sc`:



Public Member Functions

- `int work (int noutput_items, gr_vector_const_void_star &input_items, gr_vector_void_star &output_items)`

Friends

- `conjugate_sc_sptr make_conjugate_sc ()`

10.52.1 Detailed Description

This class adapts a `std::complex<short>` stream into two 32-bits (float) streams.

Definition at line 41 of file `conjugate_sc.h`.

The documentation for this class was generated from the following file:

- [conjugate_sc.h](#)

10.53 ControlThread Class Reference

This class represents the main thread of the application, so the name is [ControlThread](#). This is the GNSS Receiver Control Plane: it connects the flowgraph, starts running it, and while it does not stop, reads the control messages generated by the blocks, processes them, and applies the corresponding actions.

```
#include <control_thread.h>
```

Public Member Functions

- [ControlThread](#) ()
Default constructor.
- [ControlThread](#) (std::shared_ptr< [ConfigurationInterface](#) > configuration)
Constructor that initializes the class with parameters.
- [~ControlThread](#) ()
Destructor.
- int [run](#) ()
Runs the control thread.
- void [set_control_queue](#) (std::shared_ptr< [Concurrent_Queue](#)< pmt::pmt_t >> control_queue)
Sets the control_queue.
- unsigned int [processed_control_messages](#) () const
- unsigned int [applied_actions](#) () const
- std::shared_ptr< [GNSSFlowgraph](#) > [flowgraph](#) ()
Instantiates a flowgraph.

10.53.1 Detailed Description

This class represents the main thread of the application, so the name is [ControlThread](#). This is the GNSS Receiver Control Plane: it connects the flowgraph, starts running it, and while it does not stop, reads the control messages generated by the blocks, processes them, and applies the corresponding actions.

Definition at line 63 of file `control_thread.h`.

10.53.2 Constructor & Destructor Documentation

10.53.2.1 [ControlThread](#)() [1/2]

```
ControlThread::ControlThread ( )
```

Default constructor.

10.53.2.2 [ControlThread](#)() [2/2]

```
ControlThread::ControlThread (
    std::shared_ptr< ConfigurationInterface > configuration ) [explicit]
```

Constructor that initializes the class with parameters.

Parameters

in	<i>configuration</i>	Pointer to a ConfigurationInterface
----	----------------------	---

10.53.2.3 ~ControlThread()

```
ControlThread::~~ControlThread ( )
```

Destructor.

10.53.3 Member Function Documentation

10.53.3.1 flowgraph()

```
std::shared_ptr<GNSSFlowgraph> ControlThread::flowgraph ( ) [inline]
```

Instantiates a flowgraph.

Returns

Returns a smart pointer to a flowgraph object

Definition at line 119 of file control_thread.h.

10.53.3.2 run()

```
int ControlThread::run ( )
```

Runs the control thread.

This is the main loop that reads and process the control messages:

- Connect the GNSS receiver flowgraph;
- Start the GNSS receiver flowgraph;

```
while (flowgraph_->running() && !stop_){
```

- Read control messages and process them; }

10.53.3.3 set_control_queue()

```
void ControlThread::set_control_queue (
    std::shared_ptr< Concurrent_Queue< pmt::pmt_t >> control_queue )
```

Sets the control_queue.

Parameters

in	<code>std::shared_ptr<Concurrent_Queue<pmt::pmt_t>></code>	<code>control_queue</code>
----	--	----------------------------

The documentation for this class was generated from the following file:

- [control_thread.h](#)

10.54 Cpu_Multicorrelator Class Reference

Class that implements carrier wipe-off and correlators.

```
#include <cpu_multicorrelator.h>
```

Public Member Functions

- **bool** **init** (int max_signal_length_samples, int n_correlators)
- **bool** **set_local_code_and_taps** (int code_length_chips, const std::complex< float > *local_code_in, float *shifts_chips)
- **bool** **set_input_output_vectors** (std::complex< float > *corr_out, const std::complex< float > *sig_in)
- **void** **update_local_code** (int correlator_length_samples, float rem_code_phase_chips, float code_phase_step_chips)
- **bool** **Carrier_wipeoff_multicorrelator_resampler** (float rem_carrier_phase_in_rad, float phase_step_rad, float rem_code_phase_chips, float code_phase_step_chips, int signal_length_samples)
- **bool** **free** ()

10.54.1 Detailed Description

Class that implements carrier wipe-off and correlators.

Definition at line 37 of file `cpu_multicorrelator.h`.

The documentation for this class was generated from the following file:

- [cpu_multicorrelator.h](#)

10.55 Cpu_Multicorrelator_16sc Class Reference

Class that implements carrier wipe-off and correlators.

```
#include <cpu_multicorrelator_16sc.h>
```

Public Member Functions

- **bool init** (int max_signal_length_samples, int n_correlators)
- **bool set_local_code_and_taps** (int code_length_chips, const lv_16sc_t *local_code_in, float *shifts_chips)
- **bool set_input_output_vectors** (lv_16sc_t *corr_out, const lv_16sc_t *sig_in)
- **void update_local_code** (int correlator_length_samples, float rem_code_phase_chips, float code_phase↵_step_chips)
- **bool Carrier_wipeoff_multicorrelator_resampler** (float rem_carrier_phase_in_rad, float phase_step_rad, float rem_code_phase_chips, float code_phase_step_chips, int signal_length_samples)
- **bool free** ()

10.55.1 Detailed Description

Class that implements carrier wipe-off and correlators.

Definition at line 35 of file `cpu_multicorrelator_16sc.h`.

The documentation for this class was generated from the following file:

- [cpu_multicorrelator_16sc.h](#)

10.56 Cpu_Multicorrelator_Real_Codes Class Reference

Class that implements carrier wipe-off and correlators.

```
#include <cpu_multicorrelator_real_codes.h>
```

Public Member Functions

- **void set_high_dynamics_resampler** (bool use_high_dynamics_resampler)
- **bool init** (int max_signal_length_samples, int n_correlators)
- **bool set_local_code_and_taps** (int code_length_chips, const float *local_code_in, float *shifts_chips)
- **bool set_input_output_vectors** (std::complex< float > *corr_out, const std::complex< float > *sig_in)
- **void update_local_code** (int correlator_length_samples, float rem_code_phase_chips, float code_phase↵_step_chips, float code_phase_rate_step_chips=0.0)
- **bool Carrier_wipeoff_multicorrelator_resampler** (float rem_carrier_phase_in_rad, float phase_step_rad, float phase_rate_step_rad, float rem_code_phase_chips, float code_phase_step_chips, float code_phase↵_rate_step_chips, int signal_length_samples)
- **bool Carrier_wipeoff_multicorrelator_resampler** (float rem_carrier_phase_in_rad, float phase_step_rad, float rem_code_phase_chips, float code_phase_step_chips, float code_phase_rate_step_chips, int signal↵_length_samples)
- **bool free** ()

10.56.1 Detailed Description

Class that implements carrier wipe-off and correlators.

Definition at line 37 of file `cpu_multicorrelator_real_codes.h`.

The documentation for this class was generated from the following file:

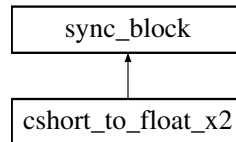
- [cpu_multicorrelator_real_codes.h](#)

10.57 cshort_to_float_x2 Class Reference

This class adapts a `std::complex<short>` stream into two 32-bits (float) streams.

```
#include <csort_to_float_x2.h>
```

Inheritance diagram for `csort_to_float_x2`:



Public Member Functions

- `int` **work** (int noutput_items, gr_vector_const_void_star &input_items, gr_vector_void_star &output_items)

Friends

- `csort_to_float_x2_sptr` **make_csort_to_float_x2** ()

10.57.1 Detailed Description

This class adapts a `std::complex<short>` stream into two 32-bits (float) streams.

Definition at line 41 of file `csort_to_float_x2.h`.

The documentation for this class was generated from the following file:

- [csort_to_float_x2.h](#)

10.58 CubatureFilter Class Reference

Public Member Functions

- **CubatureFilter** (int nx)
- **CubatureFilter** (const arma::vec &x_pred_0, const arma::mat &P_x_pred_0)
- void **initialize** (const arma::mat &x_pred_0, const arma::mat &P_x_pred_0)
- void **predict_sequential** (const arma::vec &x_post, const arma::mat &P_x_post, [ModelFunction](#) *transition_fcn, const arma::mat &noise_covariance)
- void **update_sequential** (const arma::vec &z_upd, const arma::vec &x_pred, const arma::mat &P_x_pred, [ModelFunction](#) *measurement_fcn, const arma::mat &noise_covariance)
- arma::mat **get_x_pred** () const
- arma::mat **get_P_x_pred** () const
- arma::mat **get_x_est** () const
- arma::mat **get_P_x_est** () const

10.58.1 Detailed Description

Definition at line 54 of file `nonlinear_tracking.h`.

The documentation for this class was generated from the following file:

- [nonlinear_tracking.h](#)

10.59 `cuda_multicorrelator` Class Reference

Class that implements carrier wipe-off and correlators using NVIDIA CUDA GPU accelerators.

```
#include <cuda_multicorrelator.h>
```

Public Member Functions

- `bool init_cuda_integrated_resampler` (int signal_length_samples, int code_length_chips, int n_correlators)
- `bool set_local_code_and_taps` (int code_length_chips, const std::complex< float > *local_codes_in, float *shifts_chips, int n_correlators)
- `bool set_input_output_vectors` (std::complex< float > *corr_out, std::complex< float > *sig_in)
- `bool free_cuda` ()
- `bool Carrier_wipeoff_multicorrelator_resampler_cuda` (float rem_carrier_phase_in_rad, float phase_step_rad, float code_phase_step_chips, float rem_code_phase_chips, int signal_length_samples, int n_correlators)

10.59.1 Detailed Description

Class that implements carrier wipe-off and correlators using NVIDIA CUDA GPU accelerators.

Definition at line 111 of file `cuda_multicorrelator.h`.

The documentation for this class was generated from the following file:

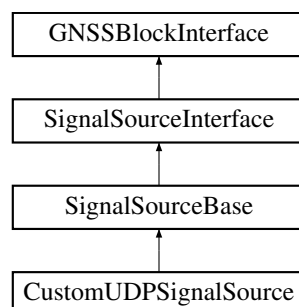
- [cuda_multicorrelator.h](#)

10.60 `CustomUDPSignalSource` Class Reference

This class reads from UDP packets, which streams interleaved I/Q samples over a network.

```
#include <custom_udp_signal_source.h>
```

Inheritance diagram for `CustomUDPSignalSource`:



Public Member Functions

- **CustomUDPSignalSource** (const [ConfigurationInterface](#) *configuration, const std::string &role, unsigned int in_stream, unsigned int out_stream, [Concurrent_Queue](#)< pmt::pmt_t > *queue)
- **size_t item_size** () override
- **void connect** (gr::top_block_sptr top_block) override
- **void disconnect** (gr::top_block_sptr top_block) override
- **gr::basic_block_sptr get_left_block** () override
- **gr::basic_block_sptr get_right_block** () override
- **gr::basic_block_sptr get_right_block** (int RF_channel) override

Additional Inherited Members

10.60.1 Detailed Description

This class reads from UDP packets, which streams interleaved I/Q samples over a network.

Definition at line 43 of file `custom_udp_signal_source.h`.

The documentation for this class was generated from the following file:

- [custom_udp_signal_source.h](#)

10.61 dgps_t Struct Reference

Public Attributes

- [gtime_t](#) **t0**
- double **prc**
- double **rrc**
- int **iod**
- double **udre**

10.61.1 Detailed Description

Definition at line 640 of file `rtklib.h`.

The documentation for this struct was generated from the following file:

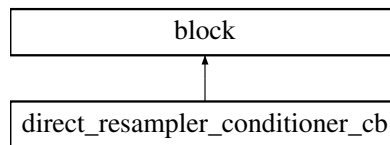
- [rtklib.h](#)

10.62 direct_resampler_conditioner_cb Class Reference

This class implements a direct resampler conditioner for `std::complex<signed char>`

```
#include <direct_resampler_conditioner_cb.h>
```

Inheritance diagram for `direct_resampler_conditioner_cb`:



Public Member Functions

- unsigned int **sample_freq_in** () const
- unsigned int **sample_freq_out** () const
- void **forecast** (int noutput_items, gr_vector_int &ninput_items_required)
- int **general_work** (int noutput_items, gr_vector_int &ninput_items, gr_vector_const_void_star &input_items, gr_vector_void_star &output_items)

Friends

- `direct_resampler_conditioner_cb_sptr` **direct_resampler_make_conditioner_cb** (double sample_freq_in, double sample_freq_out)

10.62.1 Detailed Description

This class implements a direct resampler conditioner for `std::complex<signed char>`

Direct resampling without interpolation

Definition at line 46 of file `direct_resampler_conditioner_cb.h`.

The documentation for this class was generated from the following file:

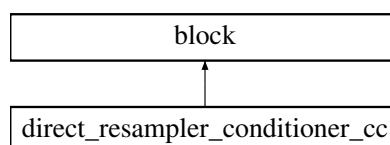
- [direct_resampler_conditioner_cb.h](#)

10.63 direct_resampler_conditioner_cc Class Reference

This class implements a direct resampler conditioner for complex data.

```
#include <direct_resampler_conditioner_cc.h>
```

Inheritance diagram for `direct_resampler_conditioner_cc`:



Public Member Functions

- unsigned int **sample_freq_in** () const
- unsigned int **sample_freq_out** () const
- void **forecast** (int noutput_items, gr_vector_int &ninput_items_required)
- int **general_work** (int noutput_items, gr_vector_int &ninput_items, gr_vector_const_void_star &input_items, gr_vector_void_star &output_items)

Friends

- direct_resampler_conditioner_cc_sptr **direct_resampler_make_conditioner_cc** (double sample_freq_in, double sample_freq_out)

10.63.1 Detailed Description

This class implements a direct resampler conditioner for complex data.

Direct resampling without interpolation

Definition at line 51 of file direct_resampler_conditioner_cc.h.

The documentation for this class was generated from the following file:

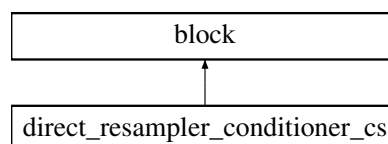
- [direct_resampler_conditioner_cc.h](#)

10.64 direct_resampler_conditioner_cs Class Reference

This class implements a direct resampler conditioner for `std::complex<short>`

```
#include <direct_resampler_conditioner_cs.h>
```

Inheritance diagram for `direct_resampler_conditioner_cs`:



Public Member Functions

- unsigned int **sample_freq_in** () const
- unsigned int **sample_freq_out** () const
- void **forecast** (int noutput_items, gr_vector_int &ninput_items_required)
- int **general_work** (int noutput_items, gr_vector_int &ninput_items, gr_vector_const_void_star &input_items, gr_vector_void_star &output_items)

Friends

- `direct_resampler_conditioner_cs_sptr` **direct_resampler_make_conditioner_cs** (double sample_freq_in, double sample_freq_out)

10.64.1 Detailed Description

This class implements a direct resampler conditioner for `std::complex<short>`

Direct resampling without interpolation

Definition at line 45 of file `direct_resampler_conditioner_cs.h`.

The documentation for this class was generated from the following file:

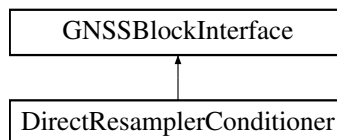
- [direct_resampler_conditioner_cs.h](#)

10.65 DirectResamplerConditioner Class Reference

Interface of an adapter of a direct resampler conditioner block to a `SignalConditionerInterface`.

```
#include <direct_resampler_conditioner.h>
```

Inheritance diagram for `DirectResamplerConditioner`:



Public Member Functions

- **DirectResamplerConditioner** (const [ConfigurationInterface](#) *configuration, const std::string &role, unsigned int in_stream, unsigned int out_stream)
- std::string **role** () override
- std::string **implementation** () override
Returns "Direct_Resampler".
- size_t **item_size** () override
- void **connect** (gr::top_block_sptr top_block) override
- void **disconnect** (gr::top_block_sptr top_block) override
- gr::basic_block_sptr **get_left_block** () override
- gr::basic_block_sptr **get_right_block** () override

10.65.1 Detailed Description

Interface of an adapter of a direct resampler conditioner block to a `SignalConditionerInterface`.

Definition at line 38 of file `direct_resampler_conditioner.h`.

10.65.2 Member Function Documentation

10.65.2.1 implementation()

```
std::string DirectResamplerConditioner::implementation ( ) [inline], [override], [virtual]
```

Returns "Direct_Resampler".

Implements [GNSSBlockInterface](#).

Definition at line 53 of file `direct_resampler_conditioner.h`.

The documentation for this class was generated from the following file:

- [direct_resampler_conditioner.h](#)

10.66 Dll_Pll_Conf Class Reference

Public Member Functions

- void **SetFromConfiguration** (const [ConfigurationInterface](#) *configuration, const std::string &role)

Public Attributes

- std::string **item_type** {"gr_complex"}
- std::string **dump_filename** {"/dll_pll_dump.dat"}
- double **fs_in** {2000000.0}
- double **carrier_lock_th** {0.0}
- float **pll_pull_in_bw_hz** {50.0}
- float **dll_pull_in_bw_hz** {3.0}
- float **fil_bw_hz** {35.0}
- float **pll_bw_hz** {35.0}
- float **dll_bw_hz** {2.0}
- float **pll_bw_narrow_hz** {5.0}
- float **dll_bw_narrow_hz** {0.75}
- float **early_late_space_chips** {0.25}
- float **very_early_late_space_chips** {0.5}
- float **early_late_space_narrow_chips** {0.15}
- float **very_early_late_space_narrow_chips** {0.5}
- float **slope** {1.0}
- float **spc** {0.5}
- float **y_intercept** {1.0}
- float **cn0_smoother_alpha** {0.002}
- float **carrier_lock_test_smoother_alpha** {0.002}
- uint32_t **pull_in_time_s** {10U}
- uint32_t **bit_synchronization_time_limit_s** {20U}
- uint32_t **vector_length** {0U}
- uint32_t **smoother_length** {10U}

- int32_t **fil_filter_order** {1}
- int32_t **pll_filter_order** {3}
- int32_t **dll_filter_order** {2}
- int32_t **extend_correlation_symbols** {1}
- int32_t **cn0_samples** {0}
- int32_t **cn0_smoother_samples** {200}
- int32_t **carrier_lock_test_smoother_samples** {25}
- int32_t **cn0_min** {0}
- int32_t **max_code_lock_fail** {0}
- int32_t **max_carrier_lock_fail** {0}
- char **signal** [3] {}
- char **system** {'G'}
- bool **enable_fll_pull_in** {false}
- bool **enable_fll_steady_state** {false}
- bool **track_pilot** {true}
- bool **enable_doppler_correction** {false}
- bool **carrier_aiding** {true}
- bool **high_dyn** {false}
- bool **dump** {false}
- bool **dump_mat** {true}

10.66.1 Detailed Description

Definition at line 32 of file `dll_pll_conf.h`.

The documentation for this class was generated from the following file:

- [dll_pll_conf.h](#)

10.67 Dll_Pll_Conf_Fpga Class Reference

Public Member Functions

- void **SetFromConfiguration** (const [ConfigurationInterface](#) *configuration, const std::string &role)

Public Attributes

- std::string **device_name** {"/dev/uio"}
- std::string **dump_filename** {"./dll_pll_dump.dat"}
- double **fs_in** {12500000.0}
- double **carrier_lock_th** {0.0}
- float **pll_pull_in_bw_hz** {50.0}
- float **dll_pull_in_bw_hz** {3.0}
- float **fil_bw_hz** {35.0}
- float **pll_bw_hz** {5.0}
- float **dll_bw_hz** {0.5}
- float **pll_bw_narrow_hz** {2.0}
- float **dll_bw_narrow_hz** {0.25}
- float **early_late_space_chips** {0.25}
- float **very_early_late_space_chips** {0.5}

- float **early_late_space_narrow_chips** {0.15}
- float **very_early_late_space_narrow_chips** {0.5}
- float **slope** {1.0}
- float **spc** {0.5}
- float **y_intercept** {1.0}
- float **cn0_smoother_alpha** {0.002}
- float **carrier_lock_test_smoother_alpha** {0.002}
- uint32_t **pull_in_time_s** {10U}
- uint32_t **bit_synchronization_time_limit_s** {70U}
- uint32_t **vector_length** {0U}
- uint32_t **smoother_length** {10U}
- uint32_t **code_length_chips** {0U}
- uint32_t **code_samples_per_chip** {0U}
- uint32_t **extend_fpga_integration_periods** {1}
- uint32_t **fpga_integration_period** {0}
- int32_t **fll_filter_order** {1}
- int32_t **pll_filter_order** {3}
- int32_t **dll_filter_order** {2}
- int32_t **extend_correlation_symbols** {1}
- int32_t **cn0_samples** {0}
- int32_t **cn0_min** {0}
- int32_t **max_code_lock_fail** {0}
- int32_t **max_carrier_lock_fail** {0}
- int32_t **cn0_smoother_samples** {200}
- int32_t **carrier_lock_test_smoother_samples** {25}
- int32_t * **ca_codes** {nullptr}
- int32_t * **data_codes** {nullptr}
- char **signal** [3] {}
- char **system** {'G'}
- bool **extended_correlation_in_fpga** {false}
- bool **track_pilot** {true}
- bool **enable_doppler_correction** {false}
- bool **enable_fll_pull_in** {false}
- bool **enable_fll_steady_state** {false}
- bool **carrier_aiding** {true}
- bool **high_dyn** {false}
- bool **dump** {false}
- bool **dump_mat** {true}

10.67.1 Detailed Description

Definition at line 34 of file `dll_pll_conf_fpga.h`.

The documentation for this class was generated from the following file:

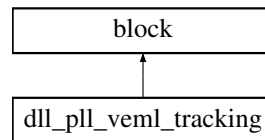
- [dll_pll_conf_fpga.h](#)

10.68 dll_pll_veml_tracking Class Reference

This class implements a code DLL + carrier PLL tracking block.

```
#include <dll_pll_veml_tracking.h>
```

Inheritance diagram for dll_pll_veml_tracking:



Public Member Functions

- void **set_channel** (uint32_t channel)
- void **set_gnss_synchro** ([Gnss_Synchro](#) *p_gnss_synchro)
- void **start_tracking** ()
- void **stop_tracking** ()
- int **general_work** (int noutput_items, gr_vector_int &ninput_items, gr_vector_const_void_star &input_items, gr_vector_void_star &output_items) override
- void **forecast** (int noutput_items, gr_vector_int &ninput_items_required) override

Friends

- dll_pll_veml_tracking_sptr **dll_pll_veml_make_tracking** (const [Dll_Pll_Conf](#) &conf_)

10.68.1 Detailed Description

This class implements a code DLL + carrier PLL tracking block.

Definition at line 58 of file [dll_pll_veml_tracking.h](#).

The documentation for this class was generated from the following file:

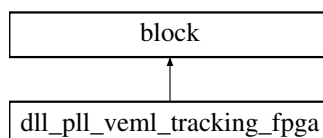
- [dll_pll_veml_tracking.h](#)

10.69 dll_pll_veml_tracking_fpga Class Reference

This class implements a code DLL + carrier PLL tracking block.

```
#include <dll_pll_veml_tracking_fpga.h>
```

Inheritance diagram for dll_pll_veml_tracking_fpga:



Public Member Functions

- [~dll_pll_veml_tracking_fpga](#) ()
Destructor.
- void [set_channel](#) (uint32_t channel, const std::string &device_io_name)
Set the channel number and configure some multicorrelator parameters.
- void [set_gnss_synchro](#) ([Gnss_Synchro](#) *p_gnss_synchro)
This function is used with two purposes: 1 -> To set the gnss_synchro 2 -> A set_gnss_synchro command with a valid PRN is received when the system is going to run acquisition with that PRN. We can use this command to pre-initialize tracking parameters and variables before the actual acquisition process takes place. In this way we minimize the latency between acquisition and tracking once the acquisition has been made.
- void [start_tracking](#) ()
This function starts the tracking process.
- void [stop_tracking](#) ()
This function sets a flag that makes general_work to stop in order to finish the tracking process.
- int [general_work](#) (int noutput_items, gr_vector_int &ninput_items, gr_vector_const_void_star &input_items, gr_vector_void_star &output_items)
General Work.
- void [reset](#) ()
This function disables the HW multicorrelator in the FPGA in order to stop the tracking process.

Friends

- [dll_pll_veml_tracking_fpga_sptr](#) [dll_pll_veml_make_tracking_fpga](#) (const [Dll_Pll_Conf_Fpga](#) &conf_)

10.69.1 Detailed Description

This class implements a code DLL + carrier PLL tracking block.

Definition at line 58 of file [dll_pll_veml_tracking_fpga.h](#).

10.69.2 Constructor & Destructor Documentation

10.69.2.1 ~dll_pll_veml_tracking_fpga()

```
dll_pll_veml_tracking_fpga::~~dll_pll_veml_tracking_fpga ( )
```

Destructor.

10.69.3 Member Function Documentation

10.69.3.1 general_work()

```
int dll_pll_veml_tracking_fpga::general_work (
    int noutput_items,
    gr_vector_int & ninput_items,
    gr_vector_const_void_star & input_items,
    gr_vector_void_star & output_items )
```

General Work.

10.69.3.2 reset()

```
void dll_pll_veml_tracking_fpga::reset ( )
```

This function disables the HW multicorrelator in the FPGA in order to stop the tracking process.

10.69.3.3 set_channel()

```
void dll_pll_veml_tracking_fpga::set_channel (
    uint32_t channel,
    const std::string & device_io_name )
```

Set the channel number and configure some multicorrelator parameters.

10.69.3.4 set_gnss_synchro()

```
void dll_pll_veml_tracking_fpga::set_gnss_synchro (
    Gnss_Synchro * p_gnss_synchro )
```

This function is used with two purposes: 1 -> To set the gnss_synchro 2 -> A set_gnss_synchro command with a valid PRN is received when the system is going to run acquisition with that PRN. We can use this command to pre-initialize tracking parameters and variables before the actual acquisition process takes place. In this way we minimize the latency between acquisition and tracking once the acquisition has been made.

10.69.3.5 start_tracking()

```
void dll_pll_veml_tracking_fpga::start_tracking ( )
```

This function starts the tracking process.

10.69.3.6 stop_tracking()

```
void dll_pll_veml_tracking_fpga::stop_tracking ( )
```

This function sets a flag that makes general_work to stop in order to finish the tracking process.

The documentation for this class was generated from the following file:

- [dll_pll_veml_tracking_fpga.h](#)

10.70 eph_t Struct Reference

Public Attributes

- int **sat**
- int **iode**
- int **iodc**
- int **sva**
- int **svh**
- int **week**
- int **code**
- int **flag**
- [gtime_t](#) **toe**
- [gtime_t](#) **toc**
- [gtime_t](#) **ttr**
- double **A**
- double **e**
- double **i0**
- double **OMG0**
- double **omg**
- double **M0**
- double **deln**
- double **OMGd**
- double **idot**
- double **crc**
- double **crs**
- double **cuc**
- double **cus**
- double **cic**
- double **cis**
- double **toes**
- double **fit**
- double **f0**
- double **f1**
- double **f2**
- double **tgd** [4]
- double **isc** [4]
- double **Adot**
- double **ndot**

10.70.1 Detailed Description

Definition at line 432 of file `rtklib.h`.

The documentation for this struct was generated from the following file:

- [rtklib.h](#)

10.71 `erp_t` Struct Reference

Public Attributes

- `int n`
- `int nmax`
- `erp_t * data`

10.71.1 Detailed Description

Definition at line 392 of file `rtklib.h`.

The documentation for this struct was generated from the following file:

- [rtklib.h](#)

10.72 `erpd_t` Struct Reference

Public Attributes

- `double mjd`
- `double xp`
- `double yp`
- `double xpr`
- `double ypr`
- `double ut1_utc`
- `double lod`

10.72.1 Detailed Description

Definition at line 382 of file `rtklib.h`.

The documentation for this struct was generated from the following file:

- [rtklib.h](#)

10.73 Exponential_Smoother Class Reference

Class that implements a first-order exponential smoother.

```
#include <exponential_smoother.h>
```

Public Member Functions

- [Exponential_Smoother](#) ()
Constructor.
- [~Exponential_Smoother](#) ()=default
Destructor.
- [Exponential_Smoother](#) ([Exponential_Smoother](#) &&)=default
Move operator.
- [Exponential_Smoother](#) & [operator=](#) ([Exponential_Smoother](#) &&)=default
Move assignment operator.
- void [set_alpha](#) (float alpha)
 $0 < \alpha < 1$. The higher, the most responsive, but more variance. Default value: 0.001
- void [set_samples_for_initialization](#) (int num_samples)
Number of samples averaged for initialization. Default value: 200.
- void [reset](#) ()
- void [set_min_value](#) (float value)
- void [set_offset](#) (float offset)
- float [smooth](#) (float raw)
- double [smooth](#) (double raw)

10.73.1 Detailed Description

Class that implements a first-order exponential smoother.

$$\text{smoothed_value}[k] = \alpha * \text{raw} + (1-\alpha) * \text{smoothed_value}[k-1]$$

The length of the initialization can be controlled with [set_samples_for_initialization\(int num_samples\)](#)

Definition at line 39 of file exponential_smoother.h.

10.73.2 Constructor & Destructor Documentation

10.73.2.1 Exponential_Smoother() [1/2]

```
Exponential_Smoother::Exponential_Smoother ( )
```

Constructor.

10.73.2.2 ~Exponential_Smoother()

```
Exponential_Smoother::~~Exponential_Smoother ( ) [default]
```

Destructor.

10.73.2.3 Exponential_Smoother() [2/2]

```
Exponential_Smoother::Exponential_Smoother (
    Exponential_Smoother && ) [default]
```

Move operator.

10.73.3 Member Function Documentation

10.73.3.1 operator=()

```
Exponential_Smoother& Exponential_Smoother::operator= (
    Exponential_Smoother && ) [default]
```

Move assignment operator.

10.73.3.2 set_alpha()

```
void Exponential_Smoother::set_alpha (
    float alpha )
```

$0 < \alpha < 1$. The higher, the most responsive, but more variance. Default value: 0.001

10.73.3.3 set_samples_for_initialization()

```
void Exponential_Smoother::set_samples_for_initialization (
    int num_samples )
```

Number of samples averaged for initialization. Default value: 200.

The documentation for this class was generated from the following file:

- [exponential_smoother.h](#)

10.74 exterr_t Struct Reference

Public Attributes

- int **ena** [4]
- double **cerr** [4][[NFREQ](#) *2]
- double **perr** [4][[NFREQ](#) *2]
- double **gpsglob** [[NFREQ](#)]
- double **gloicb** [[NFREQ](#)]

10.74.1 Detailed Description

Definition at line 920 of file rtklib.h.

The documentation for this struct was generated from the following file:

- [rtklib.h](#)

10.75 fcbd_t Struct Reference

Public Attributes

- [gtime_t](#) **ts**
- [gtime_t](#) **te**
- double **bias** [MAXSAT][3]
- double **std** [MAXSAT][3]

10.75.1 Detailed Description

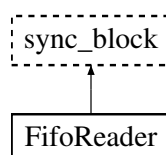
Definition at line 552 of file rtklib.h.

The documentation for this struct was generated from the following file:

- [rtklib.h](#)

10.76 FifoReader Class Reference

Inheritance diagram for FifoReader:



Public Types

- using `sptr` = `gnss_shared_ptr<FifoReader>`
static function to create a class instance

Public Member Functions

- bool `start` ()
initialize istream resource for FIFO
- int `work` (int noutput_items, gr_vector_const_void_star &input_items, gr_vector_void_star &output_items)

Static Public Member Functions

- static `sptr make` (const std::string &file_name, const std::string &sample_type)

10.76.1 Detailed Description

Definition at line 30 of file `fifo_reader.h`.

10.76.2 Member Typedef Documentation

10.76.2.1 `sptr`

```
using FifoReader::sptr = gnss_shared_ptr<FifoReader>
```

static function to create a class instance

Definition at line 34 of file `fifo_reader.h`.

10.76.3 Member Function Documentation

10.76.3.1 `start()`

```
bool FifoReader::start ( )
```

initialize istream resource for FIFO

The documentation for this class was generated from the following file:

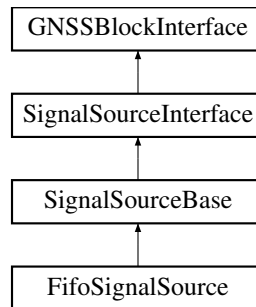
- `fifo_reader.h`

10.77 FifoSignalSource Class Reference

Class that reads a sample stream from a Unix FIFO.

```
#include <fifo_signal_source.h>
```

Inheritance diagram for FifoSignalSource:



Public Member Functions

- **FifoSignalSource** (const [ConfigurationInterface](#) *configuration, const std::string &role, unsigned int in_streams, unsigned int out_streams, [Concurrent_Queue](#)< pmt::pmt_t > *queue)
- void **connect** (gr::top_block_sptr top_block) override
override methods from [GNSSBlockInterface](#)
- void **disconnect** (gr::top_block_sptr top_block) override
- size_t **item_size** () override
- gr::basic_block_sptr **get_left_block** () override
- gr::basic_block_sptr **get_right_block** () override

Additional Inherited Members

10.77.1 Detailed Description

Class that reads a sample stream from a Unix FIFO.

This class supports the following properties:

.filename - the path to the input file

- may be overridden by the -signal_source or -s command-line arguments

.sample_type - data type read out from the FIFO. default is short ;

- note: not output format. that is always gr_complex

.dump - whether to archive input data

.dump_filename - if dumping, path to file for output

Definition at line 50 of file fifo_signal_source.h.

10.77.2 Member Function Documentation

10.77.2.1 connect()

```
void FifoSignalSource::connect (
    gr::top_block_sptr top_block ) [override], [virtual]
```

override methods from [GNSSBlockInterface](#)

Implements [GNSSBlockInterface](#).

The documentation for this class was generated from the following file:

- [fifo_signal_source.h](#)

10.78 file_t Struct Reference

Public Attributes

- FILE * **fp**
- FILE * **fp_tag**
- FILE * **fp_tmp**
- FILE * **fp_tag_tmp**
- char **path** [[MAXSTRPATH](#)]
- char **openpath** [[MAXSTRPATH](#)]
- int **mode**
- int **timetag**
- int **repmode**
- int **offset**
- [gtime_t](#) **time**
- [gtime_t](#) **wtime**
- unsigned int **tick**
- unsigned int **tick_f**
- unsigned int **fpos**
- double **start**
- double **speed**
- double **swapintv**
- lock_t **lock**

10.78.1 Detailed Description

Definition at line 1111 of file rtklib.h.

The documentation for this struct was generated from the following file:

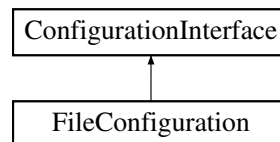
- [rtklib.h](#)

10.79 FileConfiguration Class Reference

This class is an implementation of the interface [ConfigurationInterface](#).

```
#include <file_configuration.h>
```

Inheritance diagram for FileConfiguration:



Public Member Functions

- **FileConfiguration** (std::string filename)
- std::string **property** (std::string property_name, std::string default_value) const override
- bool **property** (std::string property_name, bool default_value) const override
- int64_t **property** (std::string property_name, int64_t default_value) const override
- uint64_t **property** (std::string property_name, uint64_t default_value) const override
- int32_t **property** (std::string property_name, int32_t default_value) const override
- uint32_t **property** (std::string property_name, uint32_t default_value) const override
- int16_t **property** (std::string property_name, int16_t default_value) const override
- uint16_t **property** (std::string property_name, uint16_t default_value) const override
- float **property** (std::string property_name, float default_value) const override
- double **property** (std::string property_name, double default_value) const override
- void **set_property** (std::string property_name, std::string value) override
- bool **is_present** (const std::string &property_name) const
- bool **has_section** () const

10.79.1 Detailed Description

This class is an implementation of the interface [ConfigurationInterface](#).

Derived from [ConfigurationInterface](#), this class implements an interface to a configuration file. This implementation has a text file as the source for the values of the parameters. The file is in the INI format, containing sections and pairs of names and values. For more information about the INI format, see https://en.wikipedia.org/wiki/INI_file

Definition at line 48 of file file_configuration.h.

The documentation for this class was generated from the following file:

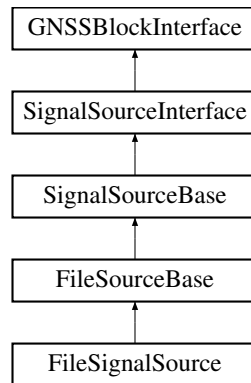
- [file_configuration.h](#)

10.80 FileSignalSource Class Reference

Class that reads signals samples from a file and adapts it to a [SignalSourceInterface](#).

```
#include <file_signal_source.h>
```

Inheritance diagram for FileSignalSource:



Public Member Functions

- **FileSignalSource** ([ConfigurationInterface](#) const *configuration, std::string const &role, unsigned int in_streams, unsigned int out_streams, [Concurrent_Queue](#)< pmt::pmt_t > *queue)

Additional Inherited Members

10.80.1 Detailed Description

Class that reads signals samples from a file and adapts it to a [SignalSourceInterface](#).

Definition at line 41 of file file_signal_source.h.

The documentation for this class was generated from the following file:

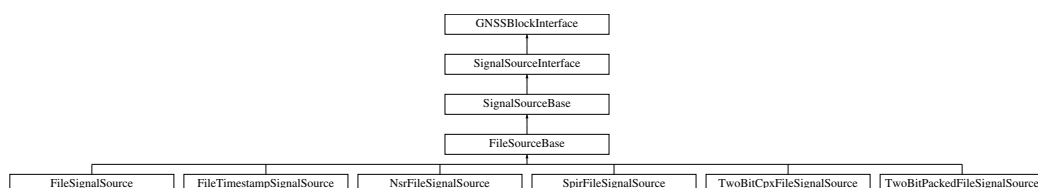
- [file_signal_source.h](#)

10.81 FileSourceBase Class Reference

Base class to file-oriented [SignalSourceBase](#) GNSS blocks.

```
#include <file_source_base.h>
```

Inheritance diagram for FileSourceBase:



Public Member Functions

- void **connect** (gr::top_block_sptr top_block) override
- void **disconnect** (gr::top_block_sptr top_block) override
- gr::basic_block_sptr **get_left_block** () override
- gr::basic_block_sptr **get_right_block** () override
- std::string **filename** () const
The file to read.
- std::string **item_type** () const
The item type.
- size_t **item_size** () override
The configured size of each item.
- virtual size_t **item_size** () const
- bool **repeat** () const
Whether to repeat reading after end-of-file.
- int64_t **sampling_frequency** () const
The sampling frequency of the source file.
- uint64_t **samples** () const
The number of samples in the file.

Protected Member Functions

- **FileSourceBase** (**ConfigurationInterface** const *configuration, std::string const &role, std::string impl, **Concurrent_Queue**< pmt::pmt_t > *queue, std::string default_item_type="short")
Constructor.
- void **init** ()
Perform post-construction initialization.
- virtual std::tuple< size_t, bool > **itemTypeToSize** ()
*Compute the item size, from the **item_type**() . Subclasses may constrain types that don't make.*
- virtual double **packetsPerSample** () const
The number of (possibly unpacked) samples in a (raw) file sample (default=1)
- virtual size_t **samplesToSkip** () const
Compute the number of samples to skip.
- size_t **computeSamplesInFile** () const
Compute the number of samples in the file.
- virtual gnss_shared_ptr< gr::block > **source** () const
Abstracted front-end source. Sub-classes may override if they create specialized chains to decode source files into a usable format.
- virtual size_t **source_item_size** () const
For complex source chains, the size of the file item may not be the same as the size of the.
- bool **is_complex** () const
- gnss_shared_ptr< gr::block > **file_source** () const
- gnss_shared_ptr< gr::block > **valve** () const
- gnss_shared_ptr< gr::block > **throttle** () const
- gnss_shared_ptr< gr::block > **sink** () const
- gr::blocks::file_source::sptr **create_file_source** ()
- gr::blocks::throttle::sptr **create_throttle** ()
- gnss_shared_ptr< gr::block > **create_valve** ()
- gr::blocks::file_sink::sptr **create_sink** ()
- virtual void **create_file_source_hook** ()
- virtual void **create_throttle_hook** ()
- virtual void **create_valve_hook** ()
- virtual void **create_sink_hook** ()
- virtual void **pre_connect_hook** (gr::top_block_sptr top_block)
- virtual void **post_connect_hook** (gr::top_block_sptr top_block)
- virtual void **pre_disconnect_hook** (gr::top_block_sptr top_block)
- virtual void **post_disconnect_hook** (gr::top_block_sptr top_block)

10.81.1 Detailed Description

Base class to file-oriented [SignalSourceBase](#) GNSS blocks.

This class supports the following properties:

.filename - the path to the input file

- may be overridden by the -signal_source or -s command-line arguments

.samples - number of samples to process (default 0)

- if not specified or 0, read the entire file; otherwise stop after that many samples

.sampling_frequency - the frequency of the sampled data (samples/second)

.item_type - data type of the samples (default "short")

.header_size - the size of a prefixed header to skip in "samples" (default 0)

.seconds_to_skip - number of seconds of lead-in data to skip over (default 0)

.enable_throttle_control - whether to stop reading if the upstream buffer is full (default false)

.repeat - whether to rewind and continue at end of file (default false)

(probably abstracted to the base class)

.dump - whether to archive input data

.dump_filename - if dumping, path to file for output

Definition at line 66 of file file_source_base.h.

10.81.2 Constructor & Destructor Documentation

10.81.2.1 FileSourceBase()

```
FileSourceBase::FileSourceBase (
    ConfigurationInterface const * configuration,
    std::string const & role,
    std::string impl,
    Concurrent_Queue<pmt::pmt_t > * queue,
    std::string default_item_type = "short" ) [protected]
```

Constructor.

Subclasses may want to assert default item types that are appropriate to the specific file type supported. Rather than require the item type to be specified in the config file, allow sub-classes to impose their will

10.81.3 Member Function Documentation

10.81.3.1 computeSamplesInFile()

```
size_t FileSourceBase::computeSamplesInFile ( ) const [protected]
```

Compute the number of samples in the file.

10.81.3.2 filename()

```
std::string FileSourceBase::filename ( ) const
```

The file to read.

10.81.3.3 init()

```
void FileSourceBase::init ( ) [protected]
```

Perform post-construction initialization.

10.81.3.4 item_size()

```
size_t FileSourceBase::item_size ( ) [override], [virtual]
```

The configured size of each item.

Implements [GNSSBlockInterface](#).

10.81.3.5 item_type()

```
std::string FileSourceBase::item_type ( ) const
```

The item type.

10.81.3.6 itemTypeToSize()

```
virtual std::tuple<size_t, bool> FileSourceBase::itemTypeToSize ( ) [protected], [virtual]
```

Compute the item size, from the [item_type\(\)](#). Subclasses may constrain types that don't make.

Reimplemented in [TwoBitPackedFileSignalSource](#), [TwoBitCpxFileSignalSource](#), [NsrFileSignalSource](#), and [SpirFileSignalSource](#).

10.81.3.7 packetsPerSample()

```
virtual double FileSourceBase::packetsPerSample ( ) const [protected], [virtual]
```

The number of (possibly unpacked) samples in a (raw) file sample (default=1)

Reimplemented in [TwoBitPackedFileSignalSource](#), [TwoBitCpxFileSignalSource](#), and [NsrFileSignalSource](#).

10.81.3.8 repeat()

```
bool FileSourceBase::repeat ( ) const
```

Whether to repeat reading after end-of-file.

10.81.3.9 samples()

```
uint64_t FileSourceBase::samples ( ) const
```

The number of samples in the file.

10.81.3.10 samplesToSkip()

```
virtual size_t FileSourceBase::samplesToSkip ( ) const [protected], [virtual]
```

Compute the number of samples to skip.

10.81.3.11 sampling_frequency()

```
int64_t FileSourceBase::sampling_frequency ( ) const
```

The sampling frequency of the source file.

10.81.3.12 source()

```
virtual gnss_shared_ptr<gr::block> FileSourceBase::source ( ) const [protected], [virtual]
```

Abstracted front-end source. Sub-classes may override if they create specialized chains to decode source files into a usable format.

Reimplemented in [TwoBitPackedFileSignalSource](#), [TwoBitCpxFileSignalSource](#), [NsrFileSignalSource](#), [SpirFileSignalSource](#), and [FileTimestampSignalSource](#).

10.81.3.13 source_item_size()

```
virtual size_t FileSourceBase::source_item_size ( ) const [protected], [virtual]
```

For complex source chains, the size of the file item may not be the same as the size of the.

The documentation for this class was generated from the following file:

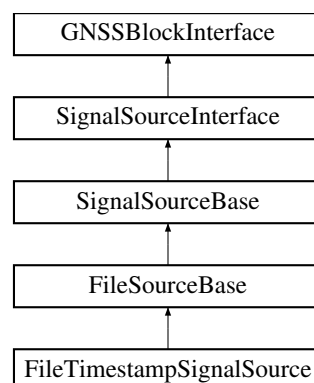
- [file_source_base.h](#)

10.82 FileTimestampSignalSource Class Reference

Class that reads signals samples from a file and adapts it to a [SignalSourceInterface](#).

```
#include <file_timestamp_signal_source.h>
```

Inheritance diagram for FileTimestampSignalSource:



Public Member Functions

- **FileTimestampSignalSource** (const [ConfigurationInterface](#) *configuration, const std::string &role, unsigned int in_streams, unsigned int out_streams, [Concurrent_Queue](#)< pmt::pmt_t > *queue)

Protected Member Functions

- `gnss_shared_ptr< gr::block > source ()` const override
Abstracted front-end source. Sub-classes may override if they create specialized chains to decode source files into a usable format.
- `void create_file_source_hook ()` override
- `void pre_connect_hook (gr::top_block_sptr top_block)` override
- `void pre_disconnect_hook (gr::top_block_sptr top_block)` override

10.82.1 Detailed Description

Class that reads signals samples from a file and adapts it to a [SignalSourceInterface](#).

Definition at line 36 of file `file_timestamp_signal_source.h`.

10.82.2 Member Function Documentation

10.82.2.1 source()

```
gnss_shared_ptr<gr::block> FileTimestampSignalSource::source ( ) const [override], [protected], [virtual]
```

Abstracted front-end source. Sub-classes may override if they create specialized chains to decode source files into a usable format.

Reimplemented from [FileSourceBase](#).

The documentation for this class was generated from the following file:

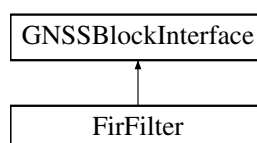
- [file_timestamp_signal_source.h](#)

10.83 FirFilter Class Reference

This class adapts a GNU Radio `gr_fir_filter` designed with `pm_remez`.

```
#include <fir_filter.h>
```

Inheritance diagram for FirFilter:



Public Member Functions

- **FirFilter** (const [ConfigurationInterface](#) *configuration, std::string role, unsigned int in_streams, unsigned int out_streams)
Constructor.
- **~FirFilter** ()=default
Destructor.
- std::string **role** () override
- std::string **implementation** () override
Returns "Fir_Filter".
- size_t **item_size** () override
- void **connect** (gr::top_block_sptr top_block) override
- void **disconnect** (gr::top_block_sptr top_block) override
- gr::basic_block_sptr **get_left_block** () override
- gr::basic_block_sptr **get_right_block** () override

10.83.1 Detailed Description

This class adapts a GNU Radio `gr_fir_filter` designed with `pm_remez`.

See Parks-McClellan FIR filter design, https://en.wikipedia.org/wiki/Parks-McClellan_filter_design_algorithm Calculates the optimal (in the Chebyshev/minimax sense) FIR filter impulse response given a set of band edges, the desired response on those bands, and the weight given to the error in those bands.

Definition at line 59 of file `fir_filter.h`.

10.83.2 Constructor & Destructor Documentation

10.83.2.1 FirFilter()

```
FirFilter::FirFilter (
    const ConfigurationInterface * configuration,
    std::string role,
    unsigned int in_streams,
    unsigned int out_streams )
```

Constructor.

10.83.2.2 ~FirFilter()

```
FirFilter::~~FirFilter ( ) [default]
```

Destructor.

10.83.3 Member Function Documentation

10.83.3.1 implementation()

```
std::string FirFilter::implementation ( ) [inline], [override], [virtual]
```

Returns "Fir_Filter".

Implements [GNSSBlockInterface](#).

Definition at line 77 of file fir_filter.h.

The documentation for this class was generated from the following file:

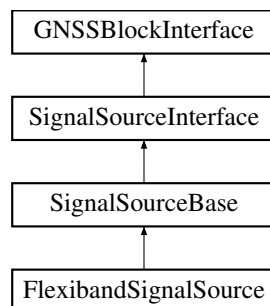
- [fir_filter.h](#)

10.84 FlexibandSignalSource Class Reference

This class configures and reads samples from Teleorbit Flexiband front-end. This software requires a Flexiband GNU Radio driver installed (not included with GNSS-SDR).

```
#include <flexiband_signal_source.h>
```

Inheritance diagram for FlexibandSignalSource:



Public Member Functions

- **FlexibandSignalSource** (const [ConfigurationInterface](#) *configuration, const std::string &role, unsigned int in_stream, unsigned int out_stream, [Concurrent_Queue](#)< pmt::pmt_t > *queue)
- **size_t item_size** () override
- **void connect** (gr::top_block_sptr top_block) override
- **void disconnect** (gr::top_block_sptr top_block) override
- **gr::basic_block_sptr get_left_block** () override
- **gr::basic_block_sptr get_right_block** () override
- **gr::basic_block_sptr get_right_block** (int RF_channel) override

Additional Inherited Members

10.84.1 Detailed Description

This class configures and reads samples from Teleorbit Flexiband front-end. This software requires a Flexiband GNU Radio driver installed (not included with GNSS-SDR).

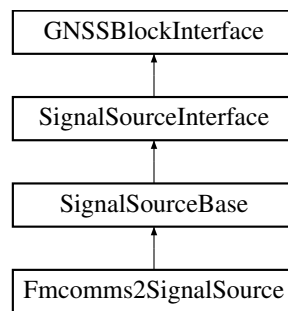
Definition at line 48 of file `flexiband_signal_source.h`.

The documentation for this class was generated from the following file:

- [flexiband_signal_source.h](#)

10.85 Fmcomms2SignalSource Class Reference

Inheritance diagram for Fmcomms2SignalSource:



Public Member Functions

- **Fmcomms2SignalSource** (const [ConfigurationInterface](#) *configuration, const std::string &role, unsigned int in_stream, unsigned int out_stream, [Concurrent_Queue](#)< pmt::pmt_t > *queue)
- `size_t item_size ()` override
- `void connect (gr::top_block_sptr top_block)` override
- `void disconnect (gr::top_block_sptr top_block)` override
- `gr::basic_block_sptr get_left_block ()` override
- `gr::basic_block_sptr get_right_block ()` override

Additional Inherited Members

10.85.1 Detailed Description

Definition at line 44 of file `fmcomms2_signal_source.h`.

The documentation for this class was generated from the following file:

- [fmcomms2_signal_source.h](#)

10.86 Fpga_Acquisition Class Reference

Class that implements carrier wipe-off and correlators.

```
#include <fpga_acquisition.h>
```

Public Member Functions

- [Fpga_Acquisition](#) (std::string device_name, uint32_t nsamples, uint32_t doppler_max, uint32_t nsamples_↵ total, int64_t fs_in, uint32_t select_queue, uint32_t *all_fft_codes, uint32_t excludelimit)
Constructor.
- [~Fpga_Acquisition](#) ()=default
Destructor.
- bool [set_local_code](#) (uint32_t PRN)
Select the code with the chosen PRN.
- void [set_doppler_sweep](#) (uint32_t num_sweeps, uint32_t doppler_step, int32_t doppler_min)
Configure the doppler sweep parameters in the FPGA.
- void [run_acquisition](#) ()
Run the acquisition process in the FPGA.
- void [read_acquisition_results](#) (uint32_t *max_index, float *firstpeak, float *secondpeak, uint64_t *initial_↵ sample, float *power_sum, uint32_t *doppler_index, uint32_t *total_blk_exp)
Read the results of the acquisition process.
- void [set_doppler_max](#) (uint32_t doppler_max)
Set maximum Doppler grid search.
- void [set_doppler_step](#) (uint32_t doppler_step)
Set Doppler steps for the grid search.
- void [reset_acquisition](#) ()
Reset the FPGA PL.
- void [stop_acquisition](#) ()
stop the acquisition and the FPGA modules.
- void [read_fpga_total_scale_factor](#) (uint32_t *total_scale_factor, uint32_t *fw_scale_factor)
Read the scaling factor that has been used by the FFT-IFFT.
- void [set_block_exp](#) (uint32_t total_block_exp)
Set the block exponent of the FFT in the FPGA.
- void [write_local_code](#) (void)
Write the PRN code in the FPGA.
- void [configure_acquisition](#) (void)
Write the acquisition parameters into the FPGA.
- void [open_device](#) ()
Open the device driver.
- void [close_device](#) ()
Close the device driver.

10.86.1 Detailed Description

Class that implements carrier wipe-off and correlators.

Definition at line 37 of file fpga_acquisition.h.

10.86.2 Constructor & Destructor Documentation

10.86.2.1 Fpga_Acquisition()

```
Fpga_Acquisition::Fpga_Acquisition (
    std::string device_name,
    uint32_t nsamples,
    uint32_t doppler_max,
    uint32_t nsamples_total,
    int64_t fs_in,
    uint32_t select_queue,
    uint32_t * all_fft_codes,
    uint32_t excludelimit )
```

Constructor.

10.86.2.2 ~Fpga_Acquisition()

```
Fpga_Acquisition::~~Fpga_Acquisition ( ) [default]
```

Destructor.

10.86.3 Member Function Documentation

10.86.3.1 close_device()

```
void Fpga_Acquisition::close_device ( )
```

Close the device driver.

10.86.3.2 configure_acquisition()

```
void Fpga_Acquisition::configure_acquisition (
    void )
```

Write the acquisition parameters into the FPGA.

10.86.3.3 open_device()

```
void Fpga_Acquisition::open_device ( )
```

Open the device driver.

10.86.3.4 read_acquisition_results()

```
void Fpga_Acquisition::read_acquisition_results (
    uint32_t * max_index,
    float * firstpeak,
    float * secondpeak,
    uint64_t * initial_sample,
    float * power_sum,
    uint32_t * doppler_index,
    uint32_t * total_blk_exp )
```

Read the results of the acquisition process.

10.86.3.5 read_fpga_total_scale_factor()

```
void Fpga_Acquisition::read_fpga_total_scale_factor (
    uint32_t * total_scale_factor,
    uint32_t * fw_scale_factor )
```

Read the scaling factor that has been used by the FFT-IFFT.

10.86.3.6 reset_acquisition()

```
void Fpga_Acquisition::reset_acquisition ( )
```

Reset the FPGA PL.

10.86.3.7 run_acquisition()

```
void Fpga_Acquisition::run_acquisition ( )
```

Run the acquisition process in the FPGA.

10.86.3.8 set_block_exp()

```
void Fpga_Acquisition::set_block_exp (
    uint32_t total_block_exp )
```

Set the block exponent of the FFT in the FPGA.

10.86.3.9 set_doppler_max()

```
void Fpga_Acquisition::set_doppler_max (
    uint32_t doppler_max ) [inline]
```

Set maximum Doppler grid search.

Parameters

<i>doppler_max</i>	- Maximum Doppler shift considered in the grid search [Hz].
--------------------	---

Definition at line 89 of file `fpga_acquisition.h`.

10.86.3.10 `set_doppler_step()`

```
void Fpga_Acquisition::set_doppler_step (
    uint32_t doppler_step ) [inline]
```

Set Doppler steps for the grid search.

Parameters

<i>doppler_step</i>	- Frequency bin of the search grid [Hz].
---------------------	--

Definition at line 98 of file `fpga_acquisition.h`.

10.86.3.11 `set_doppler_sweep()`

```
void Fpga_Acquisition::set_doppler_sweep (
    uint32_t num_sweeps,
    uint32_t doppler_step,
    int32_t doppler_min )
```

Configure the doppler sweep parameters in the FPGA.

10.86.3.12 `set_local_code()`

```
bool Fpga_Acquisition::set_local_code (
    uint32_t PRN )
```

Select the code with the chosen PRN.

10.86.3.13 `stop_acquisition()`

```
void Fpga_Acquisition::stop_acquisition ( )
```

stop the acquisition and the FPGA modules.

10.86.3.14 write_local_code()

```
void Fpga_Acquisition::write_local_code (
    void )
```

Write the PRN code in the FPGA.

The documentation for this class was generated from the following file:

- [fpga_acquisition.h](#)

10.87 Fpga_buffer_monitor Class Reference

Class that checks the receiver buffer overflow flags and monitors the status of the receiver buffers.

```
#include <fpga_buffer_monitor.h>
```

Public Member Functions

- [Fpga_buffer_monitor](#) (const std::string &device_name, uint32_t num_freq_bands, bool dump, std::string dump_filename)
Constructor.
- [~Fpga_buffer_monitor](#) ()
Destructor.
- void [check_buffer_overflow_and_monitor_buffer_status](#) ()
This function checks buffer overflow and monitors the FPGA buffer status.

10.87.1 Detailed Description

Class that checks the receiver buffer overflow flags and monitors the status of the receiver buffers.

Definition at line 42 of file `fpga_buffer_monitor.h`.

10.87.2 Constructor & Destructor Documentation

10.87.2.1 Fpga_buffer_monitor()

```
Fpga_buffer_monitor::Fpga_buffer_monitor (
    const std::string & device_name,
    uint32_t num_freq_bands,
    bool dump,
    std::string dump_filename ) [explicit]
```

Constructor.

10.87.2.2 ~Fpga_buffer_monitor()

```
Fpga_buffer_monitor::~~Fpga_buffer_monitor ( )
```

Destructor.

10.87.3 Member Function Documentation

10.87.3.1 check_buffer_overflow_and_monitor_buffer_status()

```
void Fpga_buffer_monitor::check_buffer_overflow_and_monitor_buffer_status ( )
```

This function checks buffer overflow and monitors the FPGA buffer status.

The documentation for this class was generated from the following file:

- [fpga_buffer_monitor.h](#)

10.88 Fpga_dynamic_bit_selection Class Reference

Class that controls the switch in the FPGA, which connects the FPGA acquisition and multicorrelator modules to either the DMA or the Analog Front-End.

```
#include <fpga_dynamic_bit_selection.h>
```

Public Member Functions

- [Fpga_dynamic_bit_selection](#) (const std::string &device_name1, const std::string &device_name2)
Constructor.
- [~Fpga_dynamic_bit_selection](#) ()
Destructor.
- void [bit_selection](#) (void)
This function configures the switch in the FPGA.

10.88.1 Detailed Description

Class that controls the switch in the FPGA, which connects the FPGA acquisition and multicorrelator modules to either the DMA or the Analog Front-End.

Definition at line 39 of file `fpga_dynamic_bit_selection.h`.

10.88.2 Constructor & Destructor Documentation

10.88.2.1 Fpga_dynamic_bit_selection()

```
Fpga_dynamic_bit_selection::Fpga_dynamic_bit_selection (
    const std::string & device_name1,
    const std::string & device_name2 ) [explicit]
```

Constructor.

10.88.2.2 ~Fpga_dynamic_bit_selection()

```
Fpga_dynamic_bit_selection::~~Fpga_dynamic_bit_selection ( )
```

Destructor.

10.88.3 Member Function Documentation

10.88.3.1 bit_selection()

```
void Fpga_dynamic_bit_selection::bit_selection (
    void )
```

This function configures the switch in the eFPGA.

The documentation for this class was generated from the following file:

- [fpga_dynamic_bit_selection.h](#)

10.89 Fpga_Multicorrelator_8sc Class Reference

Class that implements carrier wipe-off and correlators.

```
#include <fpga_multicorrelator.h>
```

Public Member Functions

- [Fpga_Multicorrelator_8sc](#) (int32_t n_correlators, int32_t *ca_codes, int32_t *data_codes, uint32_t code_length_chips, bool track_pilot, uint32_t code_samples_per_chip)
Constructor.
- [~Fpga_Multicorrelator_8sc](#) ()
Destructor.
- void [set_output_vectors](#) (gr_complex *corr_out, gr_complex *Prompt_Data)
Configure pointers to the FPGA multicorrelator results.
- void [set_local_code_and_taps](#) (float *shifts_chips, float *prompt_data_shift, int32_t PRN)
Configure the local code in the FPGA multicorrelator.
- void [update_local_code](#) ()
Configure code phase and code rate parameters in the FPGA.
- void [Carrier_wipeoff_multicorrelator_resampler](#) (float rem_carrier_phase_in_rad, float phase_step_rad, float carrier_phase_rate_step_rad, float rem_code_phase_chips, float code_phase_step_chips, float code_phase_rate_step_chips, int32_t signal_length_samples)
Perform a multicorrelation.
- bool [free](#) ()
Stop the correlation process in the FPGA and free code phase and code rate parameters.
- void [open_channel](#) (const std::string &device_io_name, uint32_t channel)
Open the FPGA device driver.
- void [set_initial_sample](#) (uint64_t samples_offset)
Set the initial sample number where the tracking process begins.
- uint64_t [read_sample_counter](#) ()
Read the sample counter in the FPGA.
- void [lock_channel](#) ()
Start the tracking process in the FPGA.
- void [unlock_channel](#) ()
finish the tracking process in the FPGA
- void [set_secondary_code_lengths](#) (uint32_t secondary_code_0_length, uint32_t secondary_code_1_length)
Set the secondary code length in the FPGA. This is only used when extended coherent integration is enabled in the FPGA. If tracking the pilot is enabled then secondary_code_0_length is the length of the pilot secondary code and secondary_code_1_length is the length of the data secondary code. If tracking the pilot is disabled then secondary_code_0_length is the length of the data secondary code, and secondary_code_1_length must be set to zero.
- void [initialize_secondary_code](#) (uint32_t secondary_code, std::string *secondary_code_string)
Initialize the secondary code in the FPGA. If tracking the pilot is enabled then the pilot secondary code is configured when secondary_code = 0 and the data secondary code is configured when secondary_code = 1. If tracking the pilot is disabled then the data secondary code is configured when secondary_code = 0.
- void [update_prn_code_length](#) (uint32_t first_prn_length, uint32_t next_prn_length)
Set the PRN length in the FPGA in number of samples. This function is only used then extended coherent integration is enabled in the FPGA. The FPGA allows for the configuration of two PRN lengths. When the length of the extended coherent integration is bigger than the length of the PRN code, the FPGA uses the first_length_secondary_code as the length of the PRN code immediately following the beginning of the extended coherent integration, and the next_length_secondary_code as the length of the remaining PRN codes. The purpose of this is to have the option to allow the FPGA to compensate for a possible deviation between the nominal value of the PRN code length and the measured PRN code length in the PRN immediately following the start of the coherent integration only. If this option is not used then write the same value to first_length_secondary_code and next_length_secondary_code.
- void [enable_secondary_codes](#) ()
Enable the use of secondary codes in the FPGA.
- void [disable_secondary_codes](#) ()
Disable the use of secondary codes in the FPGA.

10.89.1 Detailed Description

Class that implements carrier wipe-off and correlators.

Definition at line 40 of file `fpga_multicorrelator.h`.

10.89.2 Constructor & Destructor Documentation

10.89.2.1 `Fpga_Multicorrelator_8sc()`

```
Fpga_Multicorrelator_8sc::Fpga_Multicorrelator_8sc (
    int32_t n_correlators,
    int32_t * ca_codes,
    int32_t * data_codes,
    uint32_t code_length_chips,
    bool track_pilot,
    uint32_t code_samples_per_chip )
```

Constructor.

10.89.2.2 `~Fpga_Multicorrelator_8sc()`

```
Fpga_Multicorrelator_8sc::~~Fpga_Multicorrelator_8sc ( )
```

Destructor.

10.89.3 Member Function Documentation

10.89.3.1 `Carrier_wipeoff_multicorrelator_resampler()`

```
void Fpga_Multicorrelator_8sc::Carrier_wipeoff_multicorrelator_resampler (
    float rem_carrier_phase_in_rad,
    float phase_step_rad,
    float carrier_phase_rate_step_rad,
    float rem_code_phase_chips,
    float code_phase_step_chips,
    float code_phase_rate_step_chips,
    int32_t signal_length_samples )
```

Perform a multicorrelation.

10.89.3.2 disable_secondary_codes()

```
void Fpga_Multicorrelator_8sc::disable_secondary_codes ( )
```

Disable the use of secondary codes in the FPGA.

10.89.3.3 enable_secondary_codes()

```
void Fpga_Multicorrelator_8sc::enable_secondary_codes ( )
```

Enable the use of secondary codes in the FPGA.

10.89.3.4 free()

```
bool Fpga_Multicorrelator_8sc::free ( )
```

Stop the correlation process in the FPGA and free code phase and code rate parameters.

10.89.3.5 initialize_secondary_code()

```
void Fpga_Multicorrelator_8sc::initialize_secondary_code (
    uint32_t secondary_code,
    std::string * secondary_code_string )
```

Initialize the secondary code in the FPGA. If tracking the pilot is enabled then the pilot secondary code is configured when `secondary_code = 0` and the data secondary code is configured when `secondary_code = 1`. If tracking the pilot is disabled then the data secondary code is configured when `secondary_code = 0`.

10.89.3.6 lock_channel()

```
void Fpga_Multicorrelator_8sc::lock_channel ( )
```

Start the tracking process in the FPGA.

10.89.3.7 open_channel()

```
void Fpga_Multicorrelator_8sc::open_channel (
    const std::string & device_io_name,
    uint32_t channel )
```

Open the FPGA device driver.

10.89.3.8 read_sample_counter()

```
uint64_t Fpga_Multicorrelator_8sc::read_sample_counter ( )
```

Read the sample counter in the FPGA.

10.89.3.9 set_initial_sample()

```
void Fpga_Multicorrelator_8sc::set_initial_sample (
    uint64_t samples_offset )
```

Set the initial sample number where the tracking process begins.

10.89.3.10 set_local_code_and_taps()

```
void Fpga_Multicorrelator_8sc::set_local_code_and_taps (
    float * shifts_chips,
    float * prompt_data_shift,
    int32_t PRN )
```

Configure the local code in the FPGA multicorrelator.

10.89.3.11 set_output_vectors()

```
void Fpga_Multicorrelator_8sc::set_output_vectors (
    gr_complex * corr_out,
    gr_complex * Prompt_Data )
```

Configure pointers to the FPGA multicorrelator results.

10.89.3.12 set_secondary_code_lengths()

```
void Fpga_Multicorrelator_8sc::set_secondary_code_lengths (
    uint32_t secondary_code_0_length,
    uint32_t secondary_code_1_length )
```

Set the secondary code length in the FPGA. This is only used when extended coherent integration is enabled in the FPGA. If tracking the pilot is enabled then `secondary_code_0_length` is the length of the pilot secondary code and `secondary_code_1_length` is the length of the data secondary code. If tracking the pilot is disabled then `secondary_code_0_length` is the length of the data secondary code, and `secondary_code_1_length` must be set to zero.

10.89.3.13 unlock_channel()

```
void Fpga_Multicorrelator_8sc::unlock_channel ( )
```

finish the tracking process in the FPGA

10.89.3.14 update_local_code()

```
void Fpga_Multicorrelator_8sc::update_local_code ( )
```

Configure code phase and code rate parameters in the FPGA.

10.89.3.15 update_prn_code_length()

```
void Fpga_Multicorrelator_8sc::update_prn_code_length (
    uint32_t first_prn_length,
    uint32_t next_prn_length )
```

Set the PRN length in the FPGA in number of samples. This function is only used then extended coherent integration is enabled in the FPGA. The FPGA allows for the configuration of two PRN lengths. When the length of the extended coherent integration is bigger than the length of the PRN code, the FPGA uses the `first_length_secondary_code` as the length of the PRN code immediately following the beginning of the extended coherent integration, and the `next_length_secondary_code` as the length of the remaining PRN codes. The purpose of this is to have the option to allow the FPGA to compensate for a possible deviation between the nominal value of the PRN code length and the measured PRN code length in the PRN immediately following the start of the coherent integration only. If this option is not used then write the same value to `first_length_secondary_code` and `next_length_secondary_code`.

The documentation for this class was generated from the following file:

- [fpga_multicorrelator.h](#)

10.90 Fpga_Switch Class Reference

Class that controls the switch in the FPGA, which connects the FPGA acquisition and multicorrelator modules to either the DMA or the Analog Front-End.

```
#include <fpga_switch.h>
```

Public Member Functions

- [Fpga_Switch](#) (const std::string &device_name)
Constructor.
- [~Fpga_Switch](#) ()
Destructor.
- void [set_switch_position](#) (int32_t switch_position)
This function configures the switch in the FPGA.

10.90.1 Detailed Description

Class that controls the switch in the FPGA, which connects the FPGA acquisition and multicorrelator modules to either the DMA or the Analog Front-End.

Definition at line 38 of file `fpga_switch.h`.

10.90.2 Constructor & Destructor Documentation

10.90.2.1 `Fpga_Switch()`

```
Fpga_Switch::Fpga_Switch (
    const std::string & device_name ) [explicit]
```

Constructor.

10.90.2.2 `~Fpga_Switch()`

```
Fpga_Switch::~~Fpga_Switch ( )
```

Destructor.

10.90.3 Member Function Documentation

10.90.3.1 `set_switch_position()`

```
void Fpga_Switch::set_switch_position (
    int32_t switch_position )
```

This function configures the switch in the eFPGA.

The documentation for this class was generated from the following file:

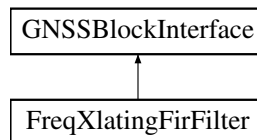
- [fpga_switch.h](#)

10.91 FreqXlatingFirFilter Class Reference

This class adapts a gnuradio `gr_freq_xlating_fir_filter` designed with `pm_remez`.

```
#include <freq_xlating_fir_filter.h>
```

Inheritance diagram for FreqXlatingFirFilter:



Public Member Functions

- **FreqXlatingFirFilter** (const [ConfigurationInterface](#) *configuration, std::string role, unsigned int in_streams, unsigned int out_streams)
- std::string **role** () override
- std::string **implementation** () override
Returns "*Freq_Xlating_Fir_Filter*".
- size_t **item_size** () override
- void **connect** (gr::top_block_sptr top_block) override
- void **disconnect** (gr::top_block_sptr top_block) override
- gr::basic_block_sptr **get_left_block** () override
- gr::basic_block_sptr **get_right_block** () override

10.91.1 Detailed Description

This class adapts a gnuradio `gr_freq_xlating_fir_filter` designed with `pm_remez`.

Construct a FIR filter with the given taps and a composite frequency translation that shifts `intermediate_freq` down to zero Hz. The frequency translation logically comes before the filtering operation.

See Parks-McClellan FIR filter design, https://en.wikipedia.org/wiki/Parks-McClellan_filter_design_algorithm Calculates the optimal (in the Chebyshev/minimax sense) FIR filter impulse response given a set of band edges, the desired response on those bands, and the weight given to the error in those bands.

Definition at line 58 of file `freq_xlating_fir_filter.h`.

10.91.2 Member Function Documentation

10.91.2.1 implementation()

```
std::string FreqXlatingFirFilter::implementation ( ) [inline], [override], [virtual]
```

Returns "Freq_Xlating_Fir_Filter".

Implements [GNSSBlockInterface](#).

Definition at line 73 of file freq_xlating_fir_filter.h.

The documentation for this class was generated from the following file:

- [freq_xlating_fir_filter.h](#)

10.92 FrontEndCal Class Reference

Public Member Functions

- void [set_configuration](#) (std::shared_ptr< [ConfigurationInterface](#) > configuration)
Sets the configuration data required by get_ephemeris function.
- bool [get_ephemeris](#) ()
This function connects to a Secure User Location Protocol (SUPL) server to obtain the current GPS ephemeris and GPS assistance data. It requires the configuration parameters set by set_configuration function.
- double [estimate_doppler_from_eph](#) (unsigned int PRN, double tow, double lat, double lon, double height) noexcept(false)
This function estimates the GPS L1 satellite Doppler frequency [Hz] using the following data: 1- Orbital model from the ephemeris 2- Approximate GPS Time of Week (TOW) 3- Approximate receiver Latitude and Longitude (WGS-84)
- void [GPS_L1_front_end_model_E4000](#) (double f_bb_true_Hz, double f_bb_meas_Hz, double fs_nominal_Hz, double *estimated_fs_Hz, double *estimated_f_if_Hz, double *f_osc_err_ppm)
This function models the Elonics E4000 + RTL2832 front-end Inputs: f_bb_true_Hz - Ideal output frequency in baseband [Hz] f_in_bb_meas_Hz - measured output frequency in baseband [Hz] Outputs: estimated_fs_Hz - Sampling frequency estimation based on the measurements and the front-end model estimated_f_if_bb_Hz - Equivalent bb if frequency estimation based on the measurements and the front-end model Front-end TUNER Elonics E4000 + RTL2832 sampler For GPS L1 1575.42 MHz.

10.92.1 Detailed Description

Definition at line 27 of file front_end_cal.h.

10.92.2 Member Function Documentation

10.92.2.1 estimate_doppler_from_eph()

```
double FrontEndCal::estimate_doppler_from_eph (
    unsigned int PRN,
    double tow,
    double lat,
    double lon,
    double height ) [noexcept]
```

This function estimates the GPS L1 satellite Doppler frequency [Hz] using the following data: 1- Orbital model from the ephemeris 2- Approximate GPS Time of Week (TOW) 3- Approximate receiver Latitude and Longitude (WGS-84)

10.92.2.2 get_ephemeris()

```
bool FrontEndCal::get_ephemeris ( )
```

This function connects to a Secure User Location Protocol (SUPL) server to obtain the current GPS ephemeris and GPS assistance data. It requires the configuration parameters set by set_configuration function.

10.92.2.3 GPS_L1_front_end_model_E4000()

```
void FrontEndCal::GPS_L1_front_end_model_E4000 (
    double f_bb_true_Hz,
    double f_bb_meas_Hz,
    double fs_nominal_hz,
    double * estimated_fs_Hz,
    double * estimated_f_if_Hz,
    double * f_osc_err_ppm )
```

This function models the Elonics E4000 + RTL2832 front-end Inputs: f_bb_true_Hz - Ideal output frequency in baseband [Hz] f_in_bb_meas_Hz - measured output frequency in baseband [Hz] Outputs: estimated_fs_Hz - Sampling frequency estimation based on the measurements and the front-end model estimated_f_if_bb_Hz - Equivalent bb if frequency estimation based on the measurements and the front-end model Front-end TUNER Elonics E4000 + RTL2832 sampler For GPS L1 1575.42 MHz.

10.92.2.4 set_configuration()

```
void FrontEndCal::set_configuration (
    std::shared_ptr< ConfigurationInterface > configuration )
```

Sets the configuration data required by get_ephemeris function.

The documentation for this class was generated from the following file:

- [front_end_cal.h](#)

10.93 ftp_t Struct Reference

Public Attributes

- int **state**
- int **proto**
- int **error**
- char **addr** [1024]
- char **file** [1024]
- char **user** [256]
- char **passwd** [256]
- char **local** [1024]
- int **topts** [4]
- [gtime_t](#) **tnext**
- pthread_t **thread**

10.93.1 Detailed Description

Definition at line 1178 of file rtklib.h.

The documentation for this struct was generated from the following file:

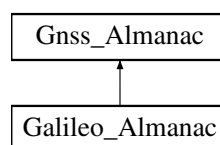
- [rtklib.h](#)

10.94 Galileo_Almanac Class Reference

This class is a storage for the Galileo SV ALMANAC data.

```
#include <galileo_almanac.h>
```

Inheritance diagram for Galileo_Almanac:



Public Member Functions

- [Galileo_Almanac](#) ()
- template<class Archive >
void **serialize** (Archive &ar, const unsigned int version)

Public Attributes

- int32_t **IODa** {}
- int32_t **E5b_HS** {}
- int32_t **E1B_HS** {}
- int32_t **E5a_HS** {}

Additional Inherited Members

10.94.1 Detailed Description

This class is a storage for the Galileo SV ALMANAC data.

Definition at line 33 of file `galileo_almanac.h`.

10.94.2 Constructor & Destructor Documentation

10.94.2.1 Galileo_Almanac()

```
Galileo_Almanac::Galileo_Almanac ( ) [inline]
```

Default constructor

Definition at line 39 of file `galileo_almanac.h`.

References `Gnss_Almanac::System`.

The documentation for this class was generated from the following file:

- [galileo_almanac.h](#)

10.95 Galileo_Almanac_Helper Class Reference

This class is a storage for the GALILEO ALMANAC data as described in GALILEO ICD.

```
#include <galileo_almanac_helper.h>
```

Public Member Functions

- [Galileo_Almanac_Helper](#) ()=default
Default constructor.
- [Galileo_Almanac](#) **get_almanac** (int i) const

Public Attributes

- `int32_t IOD_a_7 {}`
- `int32_t WN_a_7 {}`
- `int32_t t0a_7 {}`
- `int32_t SVID1_7 {}`
- `double DELTA_A_7 {}`
- `double e_7 {}`
- `double omega_7 {}`
- `double delta_i_7 {}`
- `double Omega0_7 {}`
- `double Omega_dot_7 {}`
- `double M0_7 {}`
- `int32_t IOD_a_8 {}`
- `double af0_8 {}`
- `double af1_8 {}`
- `int32_t E5b_HS_8 {}`
- `int32_t E1B_HS_8 {}`
- `int32_t E5a_HS_8 {}`
- `int32_t SVID2_8 {}`
- `double DELTA_A_8 {}`
- `double e_8 {}`
- `double omega_8 {}`
- `double delta_i_8 {}`
- `double Omega0_8 {}`
- `double Omega_dot_8 {}`
- `int32_t IOD_a_9 {}`
- `int32_t WN_a_9 {}`
- `int32_t t0a_9 {}`
- `double M0_9 {}`
- `double af0_9 {}`
- `double af1_9 {}`
- `int32_t E5b_HS_9 {}`
- `int32_t E1B_HS_9 {}`
- `int32_t E5a_HS_9 {}`
- `int32_t SVID3_9 {}`
- `double DELTA_A_9 {}`
- `double e_9 {}`
- `double omega_9 {}`
- `double delta_i_9 {}`
- `int32_t IOD_a_10 {}`
- `double Omega0_10 {}`
- `double Omega_dot_10 {}`
- `double M0_10 {}`
- `double af0_10 {}`
- `double af1_10 {}`
- `int32_t E5b_HS_10 {}`
- `int32_t E1B_HS_10 {}`
- `int32_t E5a_HS_10 {}`

10.95.1 Detailed Description

This class is a storage for the GALILEO ALMANAC data as described in GALILEO ICD.

See https://www.gsc-europa.eu/sites/default/files/sites/all/files/Galileo_OSS_SIS_ICD_v2.0.pdf paragraph 5.1.10

Definition at line 34 of file `galileo_almanac_helper.h`.

10.95.2 Constructor & Destructor Documentation

10.95.2.1 Galileo_Almanac_Helper()

```
Galileo_Almanac_Helper::Galileo_Almanac_Helper ( ) [default]
```

Default constructor.

The documentation for this class was generated from the following file:

- [galileo_almanac_helper.h](#)

10.96 Galileo_Cnav_Message Class Reference

This class handles the Galileo CNAV Data message, as described in the Galileo High Accuracy Service E6-B Signal-In-Space Message Specification v1.2 (April 2020)

```
#include <galileo_cnav_message.h>
```

Public Member Functions

- void **read_HAS_page** (const std::string &page_string)
- bool **is_HAS_in_test_mode** () const
- bool **is_HAS_page_dummy** () const
- bool **have_new_HAS_page** () const
- [Galileo_HAS_page](#) **get_HAS_encoded_page** () const
- bool **get_flag_CRC_test** () const

10.96.1 Detailed Description

This class handles the Galileo CNAV Data message, as described in the Galileo High Accuracy Service E6-B Signal-In-Space Message Specification v1.2 (April 2020)

Definition at line 40 of file `galileo_cnav_message.h`.

The documentation for this class was generated from the following file:

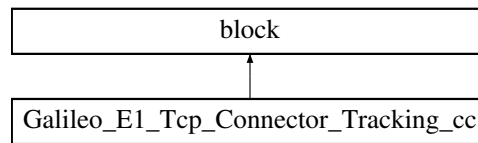
- [galileo_cnav_message.h](#)

10.97 Galileo_E1_Tcp_Connector_Tracking_cc Class Reference

This class implements a code DLL + carrier PLL VEML (Very Early Minus Late) tracking block for Galileo E1 signals.

```
#include <galileo_e1_tcp_connector_tracking_cc.h>
```

Inheritance diagram for Galileo_E1_Tcp_Connector_Tracking_cc:



Public Member Functions

- void **set_channel** (uint32_t channel)
- void **set_gnss_synchro** ([Gnss_Synchro](#) *p_gnss_synchro)
- void **start_tracking** ()
- int **general_work** (int noutput_items, gr_vector_int &ninput_items, gr_vector_const_void_star &input_items, gr_vector_void_star &output_items)
- void **forecast** (int noutput_items, gr_vector_int &ninput_items_required)

Friends

- galileo_e1_tcp_connector_tracking_cc_sptr **galileo_e1_tcp_connector_make_tracking_cc** (int64_t fs_in, uint32_t vector_length, bool dump, const std::string &dump_filename, float pll_bw_hz, float dll_bw_hz, float early_late_space_chips, float very_early_late_space_chips, size_t port_ch0)

10.97.1 Detailed Description

This class implements a code DLL + carrier PLL VEML (Very Early Minus Late) tracking block for Galileo E1 signals.

Definition at line 63 of file galileo_e1_tcp_connector_tracking_cc.h.

The documentation for this class was generated from the following file:

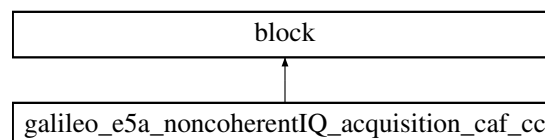
- [galileo_e1_tcp_connector_tracking_cc.h](#)

10.98 galileo_e5a_noncoherentIQ_acquisition_caf_cc Class Reference

This class implements a Parallel Code Phase Search Acquisition.

```
#include <galileo_e5a_noncoherent_iq_acquisition_caf_cc.h>
```

Inheritance diagram for galileo_e5a_noncoherentIQ_acquisition_caf_cc:



Public Member Functions

- [~galileo_e5a_noncoherentIQ_acquisition_caf_cc](#) ()
Default destructor.
- void [set_gnss_synchro](#) ([Gnss_Synchro](#) *p_gnss_synchro)
Set acquisition/tracking common [Gnss_Synchro](#) object pointer to exchange synchronization data between acquisition and tracking blocks.
- unsigned int [mag](#) () const
Returns the maximum peak of grid search.
- void [init](#) ()
Initializes acquisition algorithm.
- void [set_local_code](#) (std::complex< float > *code, std::complex< float > *codeQ)
Sets local code for PCPS acquisition algorithm.
- void [set_active](#) (bool active)
Starts acquisition algorithm, turning from standby mode to active mode.
- void [set_state](#) (int state)
If set to 1, ensures that acquisition starts at the first available sample.
- void [set_channel](#) (unsigned int channel)
Set acquisition channel unique ID.
- void [set_channel_fsm](#) (std::weak_ptr< [ChannelFsm](#) > channel_fsm)
Set channel fsm associated to this acquisition instance.
- void [set_threshold](#) (float threshold)
Set statistics threshold of PCPS algorithm.
- void [set_doppler_max](#) (unsigned int doppler_max)
Set maximum Doppler grid search.
- void [set_doppler_step](#) (unsigned int doppler_step)
Set Doppler steps for the grid search.
- int [general_work](#) (int noutput_items, gr_vector_int &ninput_items, gr_vector_const_void_star &input_items, gr_vector_void_star &output_items)
Parallel Code Phase Search Acquisition signal processing.

Friends

- [galileo_e5a_noncoherentIQ_acquisition_caf_cc_sptr](#) [galileo_e5a_noncoherentIQ_make_acquisition_](#)
[caf_cc](#) (unsigned int sampled_ms, unsigned int max_dwells, unsigned int doppler_max, int64_t fs_in, int samples_per_ms, int samples_per_code, bool bit_transition_flag, bool dump, const std::string &dump_
filename, bool both_signal_components_, int CAF_window_hz_, int Zero_padding_, bool enable_monitor_
output)

10.98.1 Detailed Description

This class implements a Parallel Code Phase Search Acquisition.

Check [An Open Source Galileo E1 Software Receiver](#), Algorithm 1, for a pseudocode description of this implementation.

Definition at line 67 of file `galileo_e5a_noncoherent_iq_acquisition_caf_cc.h`.

10.98.2 Constructor & Destructor Documentation

10.98.2.1 `~galileo_e5a_noncoherentIQ_acquisition_caf_cc()`

```
galileo_e5a_noncoherentIQ_acquisition_caf_cc::~~galileo_e5a_noncoherentIQ_acquisition_caf_cc (
)
```

Default destructor.

10.98.3 Member Function Documentation

10.98.3.1 `general_work()`

```
int galileo_e5a_noncoherentIQ_acquisition_caf_cc::general_work (
    int noutput_items,
    gr_vector_int & ninput_items,
    gr_vector_const_void_star & input_items,
    gr_vector_void_star & output_items )
```

Parallel Code Phase Search Acquisition signal processing.

10.98.3.2 `init()`

```
void galileo_e5a_noncoherentIQ_acquisition_caf_cc::init ( )
```

Initializes acquisition algorithm.

10.98.3.3 `mag()`

```
unsigned int galileo_e5a_noncoherentIQ_acquisition_caf_cc::mag ( ) const [inline]
```

Returns the maximum peak of grid search.

Definition at line 88 of file `galileo_e5a_noncoherent_iq_acquisition_caf_cc.h`.

10.98.3.4 `set_active()`

```
void galileo_e5a_noncoherentIQ_acquisition_caf_cc::set_active (
    bool active ) [inline]
```

Starts acquisition algorithm, turning from standby mode to active mode.

Parameters

<i>active</i>	- bool that activates/deactivates the block.
---------------	--

Definition at line 109 of file galileo_e5a_noncoherent_iq_acquisition_caf_cc.h.

10.98.3.5 set_channel()

```
void galileo_e5a_noncoherentIQ_acquisition_caf_cc::set_channel (
    unsigned int channel ) [inline]
```

Set acquisition channel unique ID.

Parameters

<i>channel</i>	- receiver channel.
----------------	---------------------

Definition at line 125 of file galileo_e5a_noncoherent_iq_acquisition_caf_cc.h.

10.98.3.6 set_channel_fsm()

```
void galileo_e5a_noncoherentIQ_acquisition_caf_cc::set_channel_fsm (
    std::weak_ptr< ChannelFsm > channel_fsm ) [inline]
```

Set channel fsm associated to this acquisition instance.

Definition at line 133 of file galileo_e5a_noncoherent_iq_acquisition_caf_cc.h.

10.98.3.7 set_doppler_max()

```
void galileo_e5a_noncoherentIQ_acquisition_caf_cc::set_doppler_max (
    unsigned int doppler_max ) [inline]
```

Set maximum Doppler grid search.

Parameters

<i>doppler_max</i>	- Maximum Doppler shift considered in the grid search [Hz].
--------------------	---

Definition at line 152 of file galileo_e5a_noncoherent_iq_acquisition_caf_cc.h.

10.98.3.8 set_doppler_step()

```
void galileo_e5a_noncoherentIQ_acquisition_caf_cc::set_doppler_step (
    unsigned int doppler_step ) [inline]
```

Set Doppler steps for the grid search.

Parameters

<i>doppler_step</i>	- Frequency bin of the search grid [Hz].
---------------------	--

Definition at line 161 of file galileo_e5a_noncoherent_iq_acquisition_caf_cc.h.

10.98.3.9 set_gnss_synchro()

```
void galileo_e5a_noncoherentIQ_acquisition_caf_cc::set_gnss_synchro (
    Gnss_Synchro * p_gnss_synchro ) [inline]
```

Set acquisition/tracking common [Gnss_Synchro](#) object pointer to exchange synchronization data between acquisition and tracking blocks.

Parameters

<i>p_gnss_synchro</i>	Satellite information shared by the processing blocks.
-----------------------	--

Definition at line 80 of file galileo_e5a_noncoherent_iq_acquisition_caf_cc.h.

10.98.3.10 set_local_code()

```
void galileo_e5a_noncoherentIQ_acquisition_caf_cc::set_local_code (
    std::complex< float > * code,
    std::complex< float > * codeQ )
```

Sets local code for PCPS acquisition algorithm.

Parameters

<i>code</i>	- Pointer to the PRN code.
-------------	----------------------------

10.98.3.11 set_state()

```
void galileo_e5a_noncoherentIQ_acquisition_caf_cc::set_state (
    int state )
```

If set to 1, ensures that acquisition starts at the first available sample.

Parameters

<i>state</i>	- int=1 forces start of acquisition
--------------	-------------------------------------

10.98.3.12 set_threshold()

```
void galileo_e5a_noncoherentIQ_acquisition_caf_cc::set_threshold (
    float threshold ) [inline]
```

Set statistics threshold of PCPS algorithm.

Parameters

<i>threshold</i>	- Threshold for signal detection (check Navitec2012 , Algorithm 1, for a definition of this threshold).
------------------	---

Definition at line 143 of file galileo_e5a_noncoherent_iq_acquisition_caf_cc.h.

The documentation for this class was generated from the following file:

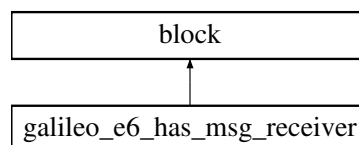
- [galileo_e5a_noncoherent_iq_acquisition_caf_cc.h](#)

10.99 galileo_e6_has_msg_receiver Class Reference

GNU Radio block that receives asynchronous Galileo HAS message pages from the telemetry blocks, stores them in memory, and decodes HAS messages when enough data have been received. The decoded HAS message is sent to the PVT block.

```
#include <galileo_e6_has_msg_receiver.h>
```

Inheritance diagram for galileo_e6_has_msg_receiver:



Public Member Functions

- [~galileo_e6_has_msg_receiver](#) ()=default
Default destructor.
- void **set_enable_navdata_monitor** (bool enable)

Friends

- `galileo_e6_has_msg_receiver_sptr` **`galileo_e6_has_msg_receiver_make`** ()

10.99.1 Detailed Description

GNU Radio block that receives asynchronous Galileo HAS message pages from the telemetry blocks, stores them in memory, and decodes HAS messages when enough data have been received. The decoded HAS message is sent to the PVT block.

Definition at line 55 of file `galileo_e6_has_msg_receiver.h`.

10.99.2 Constructor & Destructor Documentation

10.99.2.1 `~galileo_e6_has_msg_receiver()`

```
galileo_e6_has_msg_receiver::~galileo_e6_has_msg_receiver ( ) [default]
```

Default destructor.

The documentation for this class was generated from the following file:

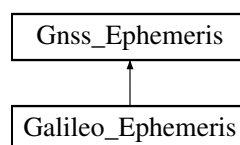
- [galileo_e6_has_msg_receiver.h](#)

10.100 Galileo_Ephemeris Class Reference

This class is a storage and orbital model functions for the Galileo SV ephemeris data as described in Galileo ICD paragraph 5.1.1.

```
#include <galileo_ephemeris.h>
```

Inheritance diagram for Galileo_Ephemeris:



Public Member Functions

- double [Galileo_System_Time](#) (double week_number, double TOW)
Galileo System Time (GST), ICD paragraph 5.1.2.
- template<class Archive >
void [serialize](#) (Archive &archive, const uint32_t version)
Serialize is a boost standard method to be called by the boost XML serialization. Here is used to save the ephemeris data on disk file.

Public Attributes

- int32_t **IOD_ephemeris** {}
- int32_t **IOD_nav** {}
- int32_t **SISA** {}
Signal in space accuracy index.
- int32_t **E5a_HS** {}
E5a Signal Health Status.
- int32_t **E5b_HS** {}
E5b Signal Health Status.
- int32_t **E1B_HS** {}
E1B Signal Health Status.
- bool **E5a_DVS** {}
E5a Data Validity Status.
- bool **E5b_DVS** {}
E5b Data Validity Status.
- bool **E1B_DVS** {}
E1B Data Validity Status.
- double **BGD_E1E5a** {}
E1-E5a Broadcast Group Delay [s].
- double **BGD_E1E5b** {}
E1-E5b Broadcast Group Delay [s].
- bool **flag_all_ephemeris** {}

Additional Inherited Members

10.100.1 Detailed Description

This class is a storage and orbital model functions for the Galileo SV ephemeris data as described in Galileo ICD paragraph 5.1.1.

(See https://www.gsc-europa.eu/sites/default/files/sites/all/files/Galileo_OS_SIS_ICD_v2.0.pdf)

Definition at line 39 of file galileo_ephemeris.h.

10.100.2 Member Function Documentation

10.100.2.1 Galileo_System_Time()

```
double Galileo_Ephemeris::Galileo_System_Time (
    double week_number,
    double TOW )
```

Galileo System Time (GST), ICD paragraph 5.1.2.

10.100.2.2 serialize()

```
template<class Archive >
void Galileo_Ephemeris::serialize (
    Archive & archive,
    const uint32_t version ) [inline]
```

Serialize is a boost standard method to be called by the boost XML serialization. Here is used to save the ephemeris data on disk file.

Definition at line 71 of file galileo_ephemeris.h.

References Gnss_Ephemeris::af0, Gnss_Ephemeris::af1, Gnss_Ephemeris::af2, BGD_E1E5a, BGD_E1E5b, Gnss_Ephemeris::Cic, Gnss_Ephemeris::Cis, Gnss_Ephemeris::Crc, Gnss_Ephemeris::Crs, Gnss_Ephemeris::Cuc, Gnss_Ephemeris::Cus, Gnss_Ephemeris::delta_n, Gnss_Ephemeris::dtr, E1B_DVS, E1B_HS, E5a_DVS, E5a_HS, E5b_DVS, E5b_HS, Gnss_Ephemeris::ecc, Gnss_Ephemeris::i_0, Gnss_Ephemeris::idot, Gnss_Ephemeris::M_0, Gnss_Ephemeris::omega, Gnss_Ephemeris::OMEGA_0, Gnss_Ephemeris::OMEGA_dot, Gnss_Ephemeris::PRN, Gnss_Ephemeris::satClkDrift, SISA, Gnss_Ephemeris::sqrtA, Gnss_Ephemeris::toc, Gnss_Ephemeris::toe, Gnss_Ephemeris::tow, and Gnss_Ephemeris::WN.

10.100.3 Member Data Documentation

10.100.3.1 BGD_E1E5a

```
double Galileo_Ephemeris::BGD_E1E5a {}
```

E1-E5a Broadcast Group Delay [s].

Definition at line 60 of file galileo_ephemeris.h.

Referenced by Serdes_Galileo_Eph::readProtobuffer(), and serialize().

10.100.3.2 BGD_E1E5b

```
double Galileo_Ephemeris::BGD_E1E5b {}
```

E1-E5b Broadcast Group Delay [s].

Definition at line 61 of file galileo_ephemeris.h.

Referenced by Serdes_Galileo_Eph::readProtobuffer(), and serialize().

10.100.3.3 E1B_DVS

```
bool Galileo_Ephemeris::E1B_DVS {}
```

E1B Data Validity Status.

Definition at line 59 of file galileo_ephemeris.h.

Referenced by Serdes_Galileo_Eph::readProtobuffer(), and serialize().

10.100.3.4 E1B_HS

```
int32_t Galileo_Ephemeris::E1B_HS {}
```

E1B Signal Health Status.

Definition at line 56 of file galileo_ephemeris.h.

Referenced by Serdes_Galileo_Eph::readProtobuffer(), and serialize().

10.100.3.5 E5a_DVS

```
bool Galileo_Ephemeris::E5a_DVS {}
```

E5a Data Validity Status.

Definition at line 57 of file galileo_ephemeris.h.

Referenced by Serdes_Galileo_Eph::readProtobuffer(), and serialize().

10.100.3.6 E5a_HS

```
int32_t Galileo_Ephemeris::E5a_HS {}
```

E5a Signal Health Status.

Definition at line 54 of file galileo_ephemeris.h.

Referenced by Serdes_Galileo_Eph::readProtobuffer(), and serialize().

10.100.3.7 E5b_DVS

```
bool Galileo_Ephemeris::E5b_DVS {}
```

E5b Data Validity Status.

Definition at line 58 of file galileo_ephemeris.h.

Referenced by Serdes_Galileo_Eph::readProtobuffer(), and serialize().

10.100.3.8 E5b_HS

```
int32_t Galileo_Ephemeris::E5b_HS {}
```

E5b Signal Health Status.

Definition at line 55 of file galileo_ephemeris.h.

Referenced by Serdes_Galileo_Eph::readProtobuffer(), and serialize().

10.100.3.9 SISA

```
int32_t Galileo_Ephemeris::SISA {}
```

Signal in space accuracy index.

Definition at line 53 of file galileo_ephemeris.h.

Referenced by Serdes_Galileo_Eph::readProtobuffer(), and serialize().

The documentation for this class was generated from the following file:

- [galileo_ephemeris.h](#)

10.101 Galileo_Fnav_Message Class Reference

This class handles the Galileo F/NAV Data message, as described in the Galileo Open Service Signal in Space Interface Control Document (OS SIS ICD), Issue 2.0 (Jan. 2021). See https://www.gsc-europa.eu/sites/default/files/sites/all/files/Galileo_OS_SIS_ICD_v2.0.pdf.

```
#include <galileo_fnav_message.h>
```

Public Member Functions

- void **split_page** (const std::string &page_string)
- bool **have_new_ephemeris** ()
- bool **have_new_iono_and_GST** ()
- bool **have_new_utc_model** ()
- bool **have_new_almanac** ()
- [Galileo_Ephemeris](#) **get_ephemeris** () const
- [Galileo_Iono](#) **get_iono** () const
- [Galileo_Utc_Model](#) **get_utc_model** () const
- [Galileo_Almanac_Helper](#) **get_almanac** () const
- int32_t **get_TOW1** () const
- int32_t **get_TOW2** () const
- int32_t **get_TOW3** () const
- int32_t **get_TOW4** () const
- bool **get_flag_CRC_test** () const
- bool **get_flag_TOW_set** () const
- void **set_flag_TOW_set** (bool flag_tow)
- bool **is_TOW1_set** () const
- void **set_TOW1_flag** (bool flag_tow1)
- bool **is_TOW2_set** () const
- void **set_TOW2_flag** (bool flag_tow2)
- bool **is_TOW3_set** () const
- void **set_TOW3_flag** (bool flag_tow3)
- bool **is_TOW4_set** () const
- void **set_TOW4_flag** (bool flag_tow4)

10.101.1 Detailed Description

This class handles the Galileo F/NAV Data message, as described in the Galileo Open Service Signal in Space Interface Control Document (OS SIS ICD), Issue 2.0 (Jan. 2021). See https://www.gsc-europa.eu/sites/default/files/sites/all/files/Galileo_OS_SIS_ICD_v2.0.pdf.

Definition at line 50 of file `galileo_fnav_message.h`.

The documentation for this class was generated from the following file:

- [galileo_fnav_message.h](#)

10.102 Galileo_HAS_data Class Reference

This class is a storage for Galileo HAS message type 1, as defined in Galileo High Accuracy Service E6-B Signal-In-Space Message Specification v1.2 (April 2020).

```
#include <galileo_has_data.h>
```

Public Member Functions

- `std::vector< std::string > get_signals_in_mask (uint8_t nsys) const`
Get a vector of Nsys std::string with signals in mask for system nsys, with $0 \leq nsys < Nsys$.
- `std::vector< std::string > get_systems_string () const`
Get Nsys system name strings.
- `std::vector< std::vector< float > > get_code_bias_m () const`
Get Nsat x Ncodes code biases in [m].
- `std::vector< std::vector< float > > get_phase_bias_cycle () const`
Get Nsat x Nphases phase biases in [cycles].
- `std::vector< float > get_delta_radial_m () const`
Get Nsat delta radial corrections in [m].
- `std::vector< float > get_delta_radial_m (uint8_t nsys) const`
Get delta radial corrections in [m] for system nsys, with $0 \leq nsys < Nsys$.
- `std::vector< float > get_delta_along_track_m () const`
Get Nsat delta along_track corrections in [m].
- `std::vector< float > get_delta_along_track_m (uint8_t nsys) const`
Get alog-track corrections in [m] for system nsys, with $0 \leq nsys < Nsys$.
- `std::vector< float > get_delta_cross_track_m () const`
Get Nsat delta cross_track corrections in [m].
- `std::vector< float > get_delta_cross_track_m (uint8_t nsys) const`
Get delta cross_track corrections in [m] for system nsys, with $0 \leq nsys < Nsys$.
- `std::vector< float > get_delta_clock_c0_m () const`
Get Nsat delta clock C0 corrections in [m].
- `std::vector< float > get_delta_clock_c0_m (uint8_t nsys) const`
Get delta clock C0 corrections in [m] for system nsys, with $0 \leq nsys < Nsys$.
- `std::vector< int > get_PRNs_in_mask (uint8_t nsys) const`
Get PRNs in mask for system nsys, with $0 \leq nsys < Nsys$.
- `std::vector< int > get_PRNs_in_submask (uint8_t nsys) const`
Get PRNs in submask for system nsys, with $0 \leq nsys < Nsys$.
- `std::vector< uint16_t > get_gnss_iod (uint8_t nsys) const`
Get GNSS IODs for for system nsys, with $0 \leq nsys < Nsys$.
- `std::vector< uint8_t > get_num_satellites () const`
Get Nsys number of satellites.
- `uint16_t get_nsat () const`
Get total number of satellites with corrections.
- `uint16_t get_nsatprime () const`
Get number of satellites in clock subset corrections.
- `uint16_t get_validity_interval_s (uint8_t validity_interval_index) const`
Get validity interbal in [s] from the validity_interval_index.
- `uint8_t get_gnss_id (int nsat) const`
Get GNSS ID from the nsat satellite.

Public Attributes

- `std::vector< uint8_t > gnss_id_mask`
- `std::vector< uint64_t > satellite_mask`
- `std::vector< uint16_t > signal_mask`
- `std::vector< bool > cell_mask_availability_flag`
- `std::vector< std::vector< std::vector< bool > > > cell_mask`
- `std::vector< uint8_t > nav_message`

- `std::vector< uint16_t > gnss_iod`
- `std::vector< int16_t > delta_radial`
- `std::vector< int16_t > delta_along_track`
- `std::vector< int16_t > delta_cross_track`
- `std::vector< uint8_t > delta_clock_c0_multiplier`
- `std::vector< bool > iod_change_flag`
- `std::vector< int16_t > delta_clock_c0`
- `std::vector< uint8_t > gnss_id_clock_subset`
- `std::vector< uint8_t > delta_clock_c0_multiplier_clock_subset`
- `std::vector< uint64_t > satellite_submask`
- `std::vector< std::vector< bool > > iod_change_flag_clock_subset`
- `std::vector< std::vector< int16_t > > delta_clock_c0_clock_subset`
- `std::vector< std::vector< int16_t > > code_bias`
- `std::vector< std::vector< int16_t > > phase_bias`
- `std::vector< std::vector< uint8_t > > phase_discontinuity_indicator`
- `std::vector< uint8_t > ura`
- [mt1_header](#) `header`
- `uint8_t has_status`
- `uint8_t message_id`
- `uint8_t Nsys`

Number of GNSS for which corrections are provided.

- `uint8_t validity_interval_index_orbit_corrections`
- `uint8_t validity_interval_index_clock_fullset_corrections`
- `uint8_t validity_interval_index_clock_subset_corrections`
- `uint8_t Nsysprime`
- `uint8_t validity_interval_index_code_bias_corrections`
- `uint8_t validity_interval_index_phase_bias_corrections`
- `uint8_t validity_interval_index_ura_corrections`

10.102.1 Detailed Description

This class is a storage for Galileo HAS message type 1, as defined in Galileo High Accuracy Service E6-B Signal-In-Space Message Specification v1.2 (April 2020).

Definition at line 49 of file `galileo_has_data.h`.

10.102.2 Member Function Documentation

10.102.2.1 `get_code_bias_m()`

```
std::vector<std::vector<float> > Galileo_HAS_data::get_code_bias_m ( ) const
```

Get Nsat x Ncodes code biases in [m].

10.102.2.2 get_delta_along_track_m() [1/2]

```
std::vector<float> Galileo_HAS_data::get_delta_along_track_m ( ) const
```

Get Nsat delta along_track corrections in [m].

10.102.2.3 get_delta_along_track_m() [2/2]

```
std::vector<float> Galileo_HAS_data::get_delta_along_track_m (
    uint8_t nsys ) const
```

Get along-track corrections in [m] for system nsys, with $0 \leq nsys < Nsys$.

10.102.2.4 get_delta_clock_c0_m() [1/2]

```
std::vector<float> Galileo_HAS_data::get_delta_clock_c0_m ( ) const
```

Get Nsat delta clock C0 corrections in [m].

10.102.2.5 get_delta_clock_c0_m() [2/2]

```
std::vector<float> Galileo_HAS_data::get_delta_clock_c0_m (
    uint8_t nsys ) const
```

Get delta clock C0 corrections in [m] for system nsys, with $0 \leq nsys < Nsys$.

10.102.2.6 get_delta_cross_track_m() [1/2]

```
std::vector<float> Galileo_HAS_data::get_delta_cross_track_m ( ) const
```

Get Nsat delta cross_track corrections in [m].

10.102.2.7 get_delta_cross_track_m() [2/2]

```
std::vector<float> Galileo_HAS_data::get_delta_cross_track_m (
    uint8_t nsys ) const
```

Get delta cross_track corrections in [m] for system nsys, with $0 \leq nsys < Nsys$.

10.102.2.8 `get_delta_radial_m()` [1/2]

```
std::vector<float> Galileo_HAS_data::get_delta_radial_m ( ) const
```

Get Nsat delta radial corrections in [m].

10.102.2.9 `get_delta_radial_m()` [2/2]

```
std::vector<float> Galileo_HAS_data::get_delta_radial_m (
    uint8_t nsys ) const
```

Get delta radial corrections in [m] for system nsys, with $0 \leq nsys < Nsys$.

10.102.2.10 `get_gnss_id()`

```
uint8_t Galileo_HAS_data::get_gnss_id (
    int nsat ) const
```

Get GNSS ID from the nsat satellite.

10.102.2.11 `get_gnss_iod()`

```
std::vector<uint16_t> Galileo_HAS_data::get_gnss_iod (
    uint8_t nsys ) const
```

Get GNSS IODs for for system nsys, with $0 \leq nsys < Nsys$.

10.102.2.12 `get_nsat()`

```
uint16_t Galileo_HAS_data::get_nsat ( ) const
```

Get total number of satellites with corrections.

10.102.2.13 `get_nsatprime()`

```
uint16_t Galileo_HAS_data::get_nsatprime ( ) const
```

Get number of satellites in clock subset corrections.

10.102.2.14 get_num_satellites()

```
std::vector<uint8_t> Galileo_HAS_data::get_num_satellites ( ) const
```

Get Nsys number of satellites.

10.102.2.15 get_phase_bias_cycle()

```
std::vector<std::vector<float> > Galileo_HAS_data::get_phase_bias_cycle ( ) const
```

Get Nsat x Nphases phase biases in [cycles].

10.102.2.16 get_PRNs_in_mask()

```
std::vector<int> Galileo_HAS_data::get_PRNs_in_mask (
    uint8_t nsys ) const
```

Get PRNs in mask for system nsys, with $0 \leq nsys < Nsys$.

10.102.2.17 get_PRNs_in_submask()

```
std::vector<int> Galileo_HAS_data::get_PRNs_in_submask (
    uint8_t nsys ) const
```

Get PRNs in submask for system nsys, with $0 \leq nsys < Nsys$.

10.102.2.18 get_signals_in_mask()

```
std::vector<std::string> Galileo_HAS_data::get_signals_in_mask (
    uint8_t nsys ) const
```

Get a vector of Nsys std::string with signals in mask for system nsys, with $0 \leq nsys < Nsys$.

10.102.2.19 get_systems_string()

```
std::vector<std::string> Galileo_HAS_data::get_systems_string ( ) const
```

Get Nsys system name strings.

10.102.2.20 `get_validity_interval_s()`

```
uint16_t Galileo_HAS_data::get_validity_interval_s (
    uint8_t validity_interval_index ) const
```

Get validity interbal in [s] from the validity_interval_index.

10.102.3 Member Data Documentation

10.102.3.1 `Nsys`

```
uint8_t Galileo_HAS_data::Nsys
```

Number of GNSS for which corrections are provided.

Definition at line 115 of file `galileo_has_data.h`.

The documentation for this class was generated from the following file:

- [galileo_has_data.h](#)

10.103 Galileo_HAS_page Class Reference

This class is a storage for Galileo HAS message page, as defined in Galileo High Accuracy Service E6-B Signal-In-Space Message Specification v1.2 (April 2020).

```
#include <galileo_has_page.h>
```

Public Attributes

- `std::string` [has_message_string](#)
HAS message content.
- `uint8_t` [has_status](#) {}
HAS status.
- `uint8_t` [reserved](#) {}
HAS reserved field.
- `uint8_t` [message_type](#) {}
HAS message type (MT)
- `uint8_t` [message_id](#) {}
HAS message ID (MID)
- `uint8_t` [message_size](#) {}
HAS message size (MS)
- `uint8_t` [message_page_id](#) {}
HAS message page ID (PID)

10.103.1 Detailed Description

This class is a storage for Galileo HAS message page, as defined in Galileo High Accuracy Service E6-B Signal-In-Space Message Specification v1.2 (April 2020).

Definition at line 35 of file galileo_has_page.h.

10.103.2 Member Data Documentation

10.103.2.1 has_message_string

```
std::string Galileo_HAS_page::has_message_string
```

HAS message content.

Definition at line 40 of file galileo_has_page.h.

10.103.2.2 has_status

```
uint8_t Galileo_HAS_page::has_status {}
```

HAS status.

Definition at line 43 of file galileo_has_page.h.

10.103.2.3 message_id

```
uint8_t Galileo_HAS_page::message_id {}
```

HAS message ID (MID)

Definition at line 46 of file galileo_has_page.h.

10.103.2.4 message_page_id

```
uint8_t Galileo_HAS_page::message_page_id {}
```

HAS message page ID (PID)

Definition at line 48 of file galileo_has_page.h.

10.103.2.5 message_size

```
uint8_t Galileo_HAS_page::message_size {}
```

HAS message size (MS)

Definition at line 47 of file galileo_has_page.h.

10.103.2.6 message_type

```
uint8_t Galileo_HAS_page::message_type {}
```

HAS message type (MT)

Definition at line 45 of file galileo_has_page.h.

10.103.2.7 reserved

```
uint8_t Galileo_HAS_page::reserved {}
```

HAS reserved field.

Definition at line 44 of file galileo_has_page.h.

The documentation for this class was generated from the following file:

- [galileo_has_page.h](#)

10.104 Galileo_Inav_Message Class Reference

This class handles the Galileo I/NAV Data message, as described in the Galileo Open Service Signal in Space Interface Control Document (OS SIS ICD), Issue 2.0 (Jan. 2021). See https://www.gsc-europa.eu/sites/default/files/sites/all/files/Galileo_OS_SIS_ICD_v2.0.pdf.

```
#include <galileo_inav_message.h>
```

Public Member Functions

- void **split_page** (std::string page_string, int32_t flag_even_word)
- int32_t **page_jk_decoder** (const char *data_jk)
- bool **have_new_ephemeris** ()
- bool **have_new_iono_and_GST** ()
- bool **have_new_utc_model** ()
- bool **have_new_almanac** ()
- bool **have_new_reduced_ced** ()
- [Galileo_Ephemeris](#) **get_ephemeris** () const
- [Galileo_Iono](#) **get_iono** () const
- [Galileo_Utc_Model](#) **get_utc_model** () const
- [Galileo_Almanac_Helper](#) **get_almanac** () const
- [Galileo_Ephemeris](#) **get_reduced_ced** () const
- bool **get_flag_CRC_test** () const
- bool **get_flag_TOW_set** () const
- void **set_flag_TOW_set** (bool flag_tow)
- int32_t **get_Galileo_week** () const
- int32_t **get_TOW5** () const
- int32_t **get_TOW6** () const
- bool **is_TOW5_set** () const
- void **set_TOW5_flag** (bool flag_tow5)
- bool **is_TOW6_set** () const
- void **set_TOW6_flag** (bool flag_tow6)
- int32_t **get_TOW0** () const
- bool **is_TOW0_set** () const
- void **set_TOW0_flag** (bool flag_tow0)
- bool **get_flag_GGTO** () const
- double **get_A0G** () const
- double **get_A1G** () const
- double **get_t0G** () const
- double **get_WN0G** () const
- void **init_PRN** (uint32_t prn)
- void **enable_reed_solomon** ()

10.104.1 Detailed Description

This class handles the Galileo I/NAV Data message, as described in the Galileo Open Service Signal in Space Interface Control Document (OS SIS ICD), Issue 2.0 (Jan. 2021). See https://www.gsc-europa.eu/sites/default/files/sites/all/files/Galileo_OS_SIS_ICD_v2.0.pdf.

Definition at line 48 of file `galileo_inav_message.h`.

The documentation for this class was generated from the following file:

- [galileo_inav_message.h](#)

10.105 Galileo_Iono Class Reference

This class is a storage for the GALILEO IONOSPHERIC data as described in Galileo ICD paragraph 5.1.6.

```
#include <galileo_iono.h>
```

Public Member Functions

- [Galileo_Iono](#) ()=default
- `template<class Archive >`
void [serialize](#) (Archive &archive, const unsigned int version)

Serialize is a boost standard method to be called by the boost XML serialization. Here is used to save the iono data on disk file.

Public Attributes

- double [ai0](#) {}
Effective Ionisation Level 1st order parameter [sfu].
- double [ai1](#) {}
Effective Ionisation Level 2st order parameter [sfu/degree].
- double [ai2](#) {}
Effective Ionisation Level 3st order parameter [sfu/degree].
- int32_t [tow](#) {}
UTC data reference Time of Week [s].
- int32_t [WN](#) {}
UTC data reference Week number [week].
- bool [Region1_flag](#) {}
Ionospheric Disturbance Flag for region 1.
- bool [Region2_flag](#) {}
Ionospheric Disturbance Flag for region 2.
- bool [Region3_flag](#) {}
Ionospheric Disturbance Flag for region 3.
- bool [Region4_flag](#) {}
Ionospheric Disturbance Flag for region 4.
- bool [Region5_flag](#) {}
Ionospheric Disturbance Flag for region 5.

10.105.1 Detailed Description

This class is a storage for the GALILEO IONOSPHERIC data as described in Galileo ICD paragraph 5.1.6.

See https://www.gsc-europa.eu/sites/default/files/sites/all/files/Galileo_O&S_SIS_ICD_v2.0.pdf

Definition at line 37 of file `galileo_iono.h`.

10.105.2 Constructor & Destructor Documentation

10.105.2.1 Galileo_Iono()

```
Galileo_Iono::Galileo_Iono ( ) [default]
```

Default constructor

10.105.3 Member Function Documentation

10.105.3.1 `serialize()`

```
template<class Archive >
void Galileo_Iono::serialize (
    Archive & archive,
    const unsigned int version ) [inline]
```

Serialize is a boost standard method to be called by the boost XML serialization. Here is used to save the iono data on disk file.

Definition at line 67 of file `galileo_iono.h`.

References `ai0`, `ai1`, `ai2`, `Region1_flag`, `Region2_flag`, `Region3_flag`, `Region4_flag`, `Region5_flag`, `tow`, and `WN`.

10.105.4 Member Data Documentation

10.105.4.1 `ai0`

```
double Galileo_Iono::ai0 {}
```

Effective Ionisation Level 1st order parameter [sfu].

Definition at line 46 of file `galileo_iono.h`.

Referenced by `serialize()`.

10.105.4.2 `ai1`

```
double Galileo_Iono::ai1 {}
```

Effective Ionisation Level 2st order parameter [sfu/degree].

Definition at line 47 of file `galileo_iono.h`.

Referenced by `serialize()`.

10.105.4.3 ai2

```
double Galileo_Iono::ai2 {}
```

Effective Ionisation Level 3st order parameter [sfu/degree].

Definition at line 48 of file galileo_iono.h.

Referenced by `serialize()`.

10.105.4.4 Region1_flag

```
bool Galileo_Iono::Region1_flag {}
```

Ionospheric Disturbance Flag for region 1.

Definition at line 55 of file galileo_iono.h.

Referenced by `serialize()`.

10.105.4.5 Region2_flag

```
bool Galileo_Iono::Region2_flag {}
```

Ionospheric Disturbance Flag for region 2.

Definition at line 56 of file galileo_iono.h.

Referenced by `serialize()`.

10.105.4.6 Region3_flag

```
bool Galileo_Iono::Region3_flag {}
```

Ionospheric Disturbance Flag for region 3.

Definition at line 57 of file galileo_iono.h.

Referenced by `serialize()`.

10.105.4.7 Region4_flag

```
bool Galileo_Iono::Region4_flag {}
```

Ionospheric Disturbance Flag for region 4.

Definition at line 58 of file galileo_iono.h.

Referenced by `serialize()`.

10.105.4.8 Region5_flag

```
bool Galileo_Iono::Region5_flag {}
```

Ionospheric Disturbance Flag for region 5.

Definition at line 59 of file galileo_iono.h.

Referenced by `serialize()`.

10.105.4.9 tow

```
int32_t Galileo_Iono::tow {}
```

UTC data reference Time of Week [s].

Definition at line 51 of file galileo_iono.h.

Referenced by `serialize()`.

10.105.4.10 WN

```
int32_t Galileo_Iono::WN {}
```

UTC data reference Week number [week].

Definition at line 52 of file galileo_iono.h.

Referenced by `serialize()`.

The documentation for this class was generated from the following file:

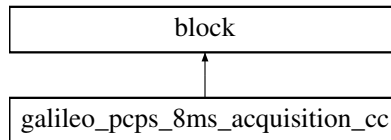
- [galileo_iono.h](#)

10.106 galileo_pcps_8ms_acquisition_cc Class Reference

This class implements a Parallel Code Phase Search Acquisition for Galileo E1 signals with coherent integration time = 8 ms (two codes)

```
#include <galileo_pcps_8ms_acquisition_cc.h>
```

Inheritance diagram for galileo_pcps_8ms_acquisition_cc:



Public Member Functions

- [~galileo_pcps_8ms_acquisition_cc](#) ()
Default destructor.
- void [set_gnss_synchro](#) ([Gnss_Synchro](#) *p_gnss_synchro)
Set acquisition/tracking common [Gnss_Synchro](#) object pointer to exchange synchronization data between acquisition and tracking blocks.
- [uint32_t mag](#) () const
Returns the maximum peak of grid search.
- void [init](#) ()
Initializes acquisition algorithm.
- void [set_local_code](#) (std::complex< float > *code)
Sets local code for PCPS acquisition algorithm.
- void [set_active](#) (bool active)
Starts acquisition algorithm, turning from standby mode to active mode.
- void [set_state](#) (int32_t state)
If set to 1, ensures that acquisition starts at the first available sample.
- void [set_channel](#) (uint32_t channel)
Set acquisition channel unique ID.
- void [set_channel_fsm](#) (std::weak_ptr< [ChannelFsm](#) > channel_fsm)
Set channel fsm associated to this acquisition instance.
- void [set_threshold](#) (float threshold)
Set statistics threshold of PCPS algorithm.
- void [set_doppler_max](#) (uint32_t doppler_max)
Set maximum Doppler grid search.
- void [set_doppler_step](#) (uint32_t doppler_step)
Set Doppler steps for the grid search.
- int [general_work](#) (int noutput_items, gr_vector_int &ninput_items, gr_vector_const_void_star &input_items, gr_vector_void_star &output_items)
Parallel Code Phase Search Acquisition signal processing.

Friends

- [galileo_pcps_8ms_acquisition_cc_sptr](#) [galileo_pcps_8ms_make_acquisition_cc](#) (uint32_t sampled_ms, uint32_t max_dwells, uint32_t doppler_max, int64_t fs_in, int32_t samples_per_ms, int32_t samples_per_← code, bool dump, const std::string &dump_filename, bool enable_monitor_output)

10.106.1 Detailed Description

This class implements a Parallel Code Phase Search Acquisition for Galileo E1 signals with coherent integration time = 8 ms (two codes)

Definition at line 57 of file `galileo_pcps_8ms_acquisition_cc.h`.

10.106.2 Constructor & Destructor Documentation

10.106.2.1 `~galileo_pcps_8ms_acquisition_cc()`

```
galileo_pcps_8ms_acquisition_cc::~galileo_pcps_8ms_acquisition_cc ( )
```

Default destructor.

10.106.3 Member Function Documentation

10.106.3.1 `general_work()`

```
int galileo_pcps_8ms_acquisition_cc::general_work (
    int noutput_items,
    gr_vector_int & ninput_items,
    gr_vector_const_void_star & input_items,
    gr_vector_void_star & output_items )
```

Parallel Code Phase Search Acquisition signal processing.

10.106.3.2 `init()`

```
void galileo_pcps_8ms_acquisition_cc::init ( )
```

Initializes acquisition algorithm.

10.106.3.3 `mag()`

```
uint32_t galileo_pcps_8ms_acquisition_cc::mag ( ) const [inline]
```

Returns the maximum peak of grid search.

Definition at line 78 of file `galileo_pcps_8ms_acquisition_cc.h`.

10.106.3.4 `set_active()`

```
void galileo_pcps_8ms_acquisition_cc::set_active (
    bool active ) [inline]
```

Starts acquisition algorithm, turning from standby mode to active mode.

Parameters

<i>active</i>	- bool that activates/deactivates the block.
---------------	--

Definition at line 99 of file galileo_pcps_8ms_acquisition_cc.h.

10.106.3.5 set_channel()

```
void galileo_pcps_8ms_acquisition_cc::set_channel (
    uint32_t channel ) [inline]
```

Set acquisition channel unique ID.

Parameters

<i>channel</i>	- receiver channel.
----------------	---------------------

Definition at line 115 of file galileo_pcps_8ms_acquisition_cc.h.

10.106.3.6 set_channel_fsm()

```
void galileo_pcps_8ms_acquisition_cc::set_channel_fsm (
    std::weak_ptr< ChannelFsm > channel_fsm ) [inline]
```

Set channel fsm associated to this acquisition instance.

Definition at line 123 of file galileo_pcps_8ms_acquisition_cc.h.

10.106.3.7 set_doppler_max()

```
void galileo_pcps_8ms_acquisition_cc::set_doppler_max (
    uint32_t doppler_max ) [inline]
```

Set maximum Doppler grid search.

Parameters

<i>doppler_max</i>	- Maximum Doppler shift considered in the grid search [Hz].
--------------------	---

Definition at line 142 of file galileo_pcps_8ms_acquisition_cc.h.

10.106.3.8 set_doppler_step()

```
void galileo_pcps_8ms_acquisition_cc::set_doppler_step (
    uint32_t doppler_step ) [inline]
```

Set Doppler steps for the grid search.

Parameters

<i>doppler_step</i>	- Frequency bin of the search grid [Hz].
---------------------	--

Definition at line 151 of file galileo_pcps_8ms_acquisition_cc.h.

10.106.3.9 set_gnss_synchro()

```
void galileo_pcps_8ms_acquisition_cc::set_gnss_synchro (
    Gnss_Synchro * p_gnss_synchro ) [inline]
```

Set acquisition/tracking common [Gnss_Synchro](#) object pointer to exchange synchronization data between acquisition and tracking blocks.

Parameters

<i>p_gnss_synchro</i>	Satellite information shared by the processing blocks.
-----------------------	--

Definition at line 70 of file galileo_pcps_8ms_acquisition_cc.h.

10.106.3.10 set_local_code()

```
void galileo_pcps_8ms_acquisition_cc::set_local_code (
    std::complex< float > * code )
```

Sets local code for PCPS acquisition algorithm.

Parameters

<i>code</i>	- Pointer to the PRN code.
-------------	----------------------------

10.106.3.11 set_state()

```
void galileo_pcps_8ms_acquisition_cc::set_state (
    int32_t state )
```

If set to 1, ensures that acquisition starts at the first available sample.

Parameters

<i>state</i>	- int=1 forces start of acquisition
--------------	-------------------------------------

10.106.3.12 `set_threshold()`

```
void galileo_pcps_8ms_acquisition_cc::set_threshold (
    float threshold ) [inline]
```

Set statistics threshold of PCPS algorithm.

Parameters

<i>threshold</i>	- Threshold for signal detection (check Navitec2012 , Algorithm 1, for a definition of this threshold).
------------------	---

Definition at line 133 of file `galileo_pcps_8ms_acquisition_cc.h`.

The documentation for this class was generated from the following file:

- [galileo_pcps_8ms_acquisition_cc.h](#)

10.107 Galileo_Reduced_CED Class Reference

This class manages the Galileo Reduced Clock and Ephemeris Data.

```
#include <galileo_reduced_ced.h>
```

Public Member Functions

- [Galileo_Reduced_CED](#) ()=default
- [Galileo_Ephemeris compute_eph](#) () const

Public Attributes

- uint32_t [PRN](#) {}
Satellite ID.
- int32_t [TOTRedCED](#) {}
Start time of transmission of the Reduced CED word in GST.
- int32_t [IODnav](#) {}
Issue of Data.
- double [DeltaAred](#) {}
Difference between the Reduced CED semi-major axis and the nominal semi-major axis [meters].
- double [exred](#) {}
Reduced CED eccentricity vector component x.

- double [eyred](#) {}
Reduced CED eccentricity vector component y.
- double [Deltai0red](#) {}
Difference between the Reduced CED inclination angle at reference time and the nominal inclination [semi-circles].
- double [Omega0red](#) {}
Reduced CED longitude of ascending node at weekly epoch [semi-circles].
- double [lambda0red](#) {}
Reduced CED mean argument of latitude [semi-circles].
- double [af0red](#) {}
Reduced CED satellite clock bias correction coefficient [seconds].
- double [af1red](#) {}
Reduced CED satellite clock drift correction coefficient [seconds/seconds].

10.107.1 Detailed Description

This class manages the Galileo Reduced Clock and Ephemeris Data.

Definition at line 33 of file `galileo_reduced_ced.h`.

10.107.2 Constructor & Destructor Documentation

10.107.2.1 Galileo_Reduced_CED()

```
Galileo_Reduced_CED::Galileo_Reduced_CED ( ) [default]
```

Default constructor

10.107.3 Member Function Documentation

10.107.3.1 compute_eph()

```
Galileo_Ephemeris Galileo_Reduced_CED::compute_eph ( ) const
```

Convert to [Galileo_Ephemeris](#)

10.107.4 Member Data Documentation

10.107.4.1 af0red

```
double Galileo_Reduced_CED::af0red {}
```

Reduced CED satellite clock bias correction coefficient [seconds].

Definition at line 55 of file galileo_reduced_ced.h.

10.107.4.2 af1red

```
double Galileo_Reduced_CED::af1red {}
```

Reduced CED satellite clock drift correction coefficient [seconds/seconds].

Definition at line 56 of file galileo_reduced_ced.h.

10.107.4.3 DeltaAred

```
double Galileo_Reduced_CED::DeltaAred {}
```

Difference between the Reduced CED semi-major axis and the nominal semi-major axis [meters].

Definition at line 49 of file galileo_reduced_ced.h.

10.107.4.4 Deltai0red

```
double Galileo_Reduced_CED::Deltai0red {}
```

Difference between the Reduced CED inclination angle at reference time and the nominal inclination [semi-circles].

Definition at line 52 of file galileo_reduced_ced.h.

10.107.4.5 exred

```
double Galileo_Reduced_CED::exred {}
```

Reduced CED eccentricity vector component x.

Definition at line 50 of file galileo_reduced_ced.h.

10.107.4.6 eyred

```
double Galileo_Reduced_CED::eyred {}
```

Reduced CED eccentricity vector component y.

Definition at line 51 of file galileo_reduced_ced.h.

10.107.4.7 IODnav

```
int32_t Galileo_Reduced_CED::IODnav {}
```

Issue of Data.

Definition at line 48 of file galileo_reduced_ced.h.

10.107.4.8 lambda0red

```
double Galileo_Reduced_CED::lambda0red {}
```

Reduced CED mean argument of latitude [semi-circles].

Definition at line 54 of file galileo_reduced_ced.h.

10.107.4.9 Omega0red

```
double Galileo_Reduced_CED::Omega0red {}
```

Reduced CED longitude of ascending node at weekly epoch [semi-circles].

Definition at line 53 of file galileo_reduced_ced.h.

10.107.4.10 PRN

```
uint32_t Galileo_Reduced_CED::PRN {}
```

Satellite ID.

Definition at line 46 of file galileo_reduced_ced.h.

10.107.4.11 TOTRedCED

```
int32_t Galileo_Reduced_CED::TOTRedCED {}
```

Start time of transmission of the Reduced CED word in GST.

Definition at line 47 of file `galileo_reduced_ced.h`.

The documentation for this class was generated from the following file:

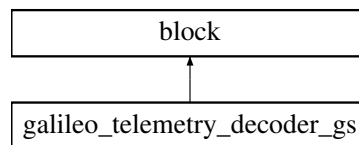
- [galileo_reduced_ced.h](#)

10.108 galileo_telemetry_decoder_gs Class Reference

This class implements a block that decodes the INAV and FNAV data defined in Galileo ICD.

```
#include <galileo_telemetry_decoder_gs.h>
```

Inheritance diagram for `galileo_telemetry_decoder_gs`:



Public Member Functions

- void `set_satellite` (const [Gnss_Satellite](#) &satellite)
Set satellite PRN.
- void `set_channel` (int32_t channel)
Set receiver's channel.
- void `reset` ()
- int `general_work` (int noutput_items, gr_vector_int &ninput_items, gr_vector_const_void_star &input_items, gr_vector_void_star &output_items) override
This is where all signal processing takes place.

Friends

- `galileo_telemetry_decoder_gs_sptr galileo_make_telemetry_decoder_gs` (const [Gnss_Satellite](#) &satellite, const [Tlm_Conf](#) &conf, int frame_type)

10.108.1 Detailed Description

This class implements a block that decodes the INAV and FNAV data defined in Galileo ICD.

Definition at line 60 of file `galileo_telemetry_decoder_gs.h`.

10.108.2 Member Function Documentation

10.108.2.1 general_work()

```
int galileo_telemetry_decoder_gs::general_work (
    int noutput_items,
    gr_vector_int & ninput_items,
    gr_vector_const_void_star & input_items,
    gr_vector_void_star & output_items ) [override]
```

This is where all signal processing takes place.

10.108.2.2 set_channel()

```
void galileo_telemetry_decoder_gs::set_channel (
    int32_t channel )
```

Set receiver's channel.

10.108.2.3 set_satellite()

```
void galileo_telemetry_decoder_gs::set_satellite (
    const Gnss_Satellite & satellite )
```

Set satellite PRN.

The documentation for this class was generated from the following file:

- [galileo_telemetry_decoder_gs.h](#)

10.109 Galileo_Utc_Model Class Reference

This class is a storage for the GALILEO UTC MODEL data as described in Galileo ICD https://www.gsc-europa.eu/sites/default/files/sites/all/files/Galileo_OS_SIS_ICD_v2.0.pdf paragraph 5.1.7.

```
#include <galileo_utc_model.h>
```

Public Member Functions

- [Galileo_Utc_Model](#) ()=default
- double [GST_to_UTC_time](#) (double t_e, int32_t WN) const
GST-UTC Conversion Algorithm and Parameters.
- template<class Archive >
void [serialize](#) (Archive &archive, const unsigned int version)
Serialize is a boost standard method to be called by the boost XML serialization. Here is used to save the UTC data on disk file.

Public Attributes

- double **A0** {}
- double **A1** {}
- int32_t **Delta_tLS** {}
- int32_t **tot** {}
UTC data reference Time of Week [s].
- int32_t **WNot** {}
UTC data reference Week number [week].
- int32_t **WN_LSF** {}
- int32_t **DN** {}
- int32_t **Delta_tLSF** {}
- double **A_0G** {}
- double **A_1G** {}
- int32_t **t_0G** {}
- int32_t **WN_0G** {}
- bool **flag_utc_model** {}

10.109.1 Detailed Description

This class is a storage for the GALILEO UTC MODEL data as described in Galileo ICD https://www.gsc-europa.eu/sites/default/files/sites/all/files/Galileo_OS_SIS_ICD_v2.0.pdf paragraph 5.1.7.

Definition at line 36 of file galileo_utc_model.h.

10.109.2 Constructor & Destructor Documentation

10.109.2.1 Galileo_Utc_Model()

```
Galileo_Utc_Model::Galileo_Utc_Model ( ) [default]
```

Default constructor

10.109.3 Member Function Documentation

10.109.3.1 GST_to_UTC_time()

```
double Galileo_Utc_Model::GST_to_UTC_time (
    double t_e,
    int32_t WN ) const
```

GST-UTC Conversion Algorithm and Parameters.

10.109.3.2 serialize()

```
template<class Archive >
void Galileo_Utc_Model::serialize (
    Archive & archive,
    const unsigned int version ) [inline]
```

Serialize is a boost standard method to be called by the boost XML serialization. Here is used to save the UTC data on disk file.

Definition at line 71 of file galileo_utc_model.h.

References tot, and WNot.

10.109.4 Member Data Documentation

10.109.4.1 tot

```
int32_t Galileo_Utc_Model::tot {}
```

UTC data reference Time of Week [s].

Definition at line 51 of file galileo_utc_model.h.

Referenced by serialize().

10.109.4.2 WNot

```
int32_t Galileo_Utc_Model::WNot {}
```

UTC data reference Week number [week].

Definition at line 52 of file galileo_utc_model.h.

Referenced by serialize().

The documentation for this class was generated from the following file:

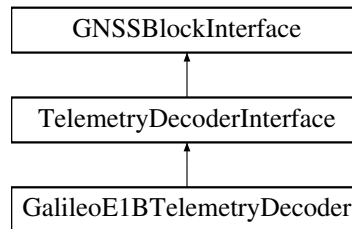
- [galileo_utc_model.h](#)

10.110 GalileoE1BTelemetryDecoder Class Reference

This class implements a NAV data decoder for Galileo INAV frames in E1B radio link.

```
#include <galileo_e1b_telemetry_decoder.h>
```

Inheritance diagram for GalileoE1BTelemetryDecoder:



Public Member Functions

- **GalileoE1BTelemetryDecoder** (const [ConfigurationInterface](#) *configuration, const std::string &role, unsigned int in_streams, unsigned int out_streams)
- void **connect** (gr::top_block_sptr top_block) override
- void **disconnect** (gr::top_block_sptr top_block) override
- gr::basic_block_sptr **get_left_block** () override
- gr::basic_block_sptr **get_right_block** () override
- void **set_satellite** (const [Gnss_Satellite](#) &satellite) override
- std::string **role** () override
- std::string **implementation** () override
 - Returns "Galileo_E1B_Telemetry_Decoder".*
- void **set_channel** (int channel) override
- void **reset** () override
- size_t **item_size** () override

10.110.1 Detailed Description

This class implements a NAV data decoder for Galileo INAV frames in E1B radio link.

Definition at line 44 of file `galileo_e1b_telemetry_decoder.h`.

10.110.2 Member Function Documentation

10.110.2.1 implementation()

```
std::string GalileoE1BTelemetryDecoder::implementation ( ) [inline], [override], [virtual]
```

Returns "Galileo_E1B_Telemetry_Decoder".

Implements [GNSSBlockInterface](#).

Definition at line 68 of file `galileo_e1b_telemetry_decoder.h`.

The documentation for this class was generated from the following file:

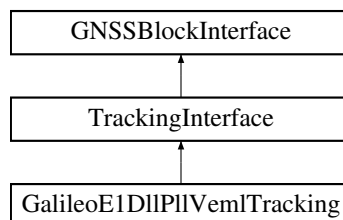
- [galileo_e1b_telemetry_decoder.h](#)

10.111 GalileoE1DIIPIVemlTracking Class Reference

This class Adapts a DLL+PLL VEML (Very Early Minus Late) tracking loop block to a [TrackingInterface](#) for Galileo E1 signals.

```
#include <galileo_e1_dll_pll_veml_tracking.h>
```

Inheritance diagram for GalileoE1DIIPIVemlTracking:



Public Member Functions

- **GalileoE1DIIPIVemlTracking** (const [ConfigurationInterface](#) *configuration, const std::string &role, unsigned int in_streams, unsigned int out_streams)
- std::string **role** () override
- std::string **implementation** () override
Returns "Galileo_E1_DLL_PLL_VEML_Tracking".
- size_t **item_size** () override
- void **connect** (gr::top_block_sptr top_block) override
- void **disconnect** (gr::top_block_sptr top_block) override
- gr::basic_block_sptr **get_left_block** () override
- gr::basic_block_sptr **get_right_block** () override
- void **set_channel** (unsigned int channel) override
Set tracking channel unique ID.
- void **set_gnss_synchro** ([Gnss_Synchro](#) *p_gnss_synchro) override
Set acquisition/tracking common [Gnss_Synchro](#) object pointer to efficiently exchange synchronization data between acquisition and tracking blocks.
- void **start_tracking** () override
- void **stop_tracking** () override
Stop running tracking.

10.111.1 Detailed Description

This class Adapts a DLL+PLL VEML (Very Early Minus Late) tracking loop block to a [TrackingInterface](#) for Galileo E1 signals.

Definition at line 42 of file galileo_e1_dll_pll_veml_tracking.h.

10.111.2 Member Function Documentation

10.111.2.1 implementation()

```
std::string GalileoE1DllPllVemlTracking::implementation ( ) [inline], [override], [virtual]
```

Returns "Galileo_E1_DLL_PLL_VEML_Tracking".

Implements [GNSSBlockInterface](#).

Definition at line 59 of file `galileo_e1_dll_pll_veml_tracking.h`.

10.111.2.2 set_channel()

```
void GalileoE1DllPllVemlTracking::set_channel (
    unsigned int channel ) [override], [virtual]
```

Set tracking channel unique ID.

Implements [TrackingInterface](#).

10.111.2.3 set_gnss_synchro()

```
void GalileoE1DllPllVemlTracking::set_gnss_synchro (
    Gnss_Synchro * p_gnss_synchro ) [override], [virtual]
```

Set acquisition/tracking common [Gnss_Synchro](#) object pointer to efficiently exchange synchronization data between acquisition and tracking blocks.

Implements [TrackingInterface](#).

10.111.2.4 stop_tracking()

```
void GalileoE1DllPllVemlTracking::stop_tracking ( ) [override], [virtual]
```

Stop running tracking.

Implements [TrackingInterface](#).

The documentation for this class was generated from the following file:

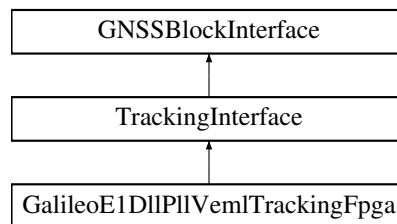
- [galileo_e1_dll_pll_veml_tracking.h](#)

10.112 GalileoE1DllPllVemlTrackingFpga Class Reference

This class Adapts a DLL+PLL VEML (Very Early Minus Late) tracking loop block to a [TrackingInterface](#) for Galileo E1 signals.

```
#include <galileo_e1_dll_pll_veml_tracking_fpga.h>
```

Inheritance diagram for GalileoE1DllPllVemlTrackingFpga:



Public Member Functions

- [GalileoE1DllPllVemlTrackingFpga](#) (const [ConfigurationInterface](#) *configuration, const std::string &role, unsigned int in_streams, unsigned int out_streams)
Constructor.
- virtual [~GalileoE1DllPllVemlTrackingFpga](#) ()
Destructor.
- std::string [role](#) () override
Role.
- std::string [implementation](#) () override
Returns "Galileo_E1_DLL_PLL_VEML_Tracking_Fpga".
- size_t [item_size](#) () override
Returns size of lv_16sc_t.
- void [connect](#) (gr::top_block_sptr top_block) override
Connect.
- void [disconnect](#) (gr::top_block_sptr top_block) override
Disconnect.
- gr::basic_block_sptr [get_left_block](#) () override
Get left block.
- gr::basic_block_sptr [get_right_block](#) () override
Get right block.
- void [set_channel](#) (unsigned int channel) override
Set tracking channel unique ID.
- void [set_gnss_synchro](#) ([Gnss_Synchro](#) *p_gnss_synchro) override
Set acquisition/tracking common [Gnss_Synchro](#) object pointer to efficiently exchange synchronization data between acquisition and tracking blocks.
- void [start_tracking](#) () override
Start the tracking process in the FPGA.
- void [stop_tracking](#) () override
Stop the tracking process in the FPGA.

10.112.1 Detailed Description

This class Adapts a DLL+PLL VEML (Very Early Minus Late) tracking loop block to a [TrackingInterface](#) for Galileo E1 signals.

Definition at line 42 of file `galileo_e1_dll_pll_veml_tracking_fpga.h`.

10.112.2 Constructor & Destructor Documentation

10.112.2.1 GalileoE1DllPllVemlTrackingFpga()

```
GalileoE1DllPllVemlTrackingFpga::GalileoE1DllPllVemlTrackingFpga (
    const ConfigurationInterface * configuration,
    const std::string & role,
    unsigned int in_streams,
    unsigned int out_streams )
```

Constructor.

10.112.2.2 ~GalileoE1DllPllVemlTrackingFpga()

```
virtual GalileoE1DllPllVemlTrackingFpga::~GalileoE1DllPllVemlTrackingFpga ( ) [virtual]
```

Destructor.

10.112.3 Member Function Documentation

10.112.3.1 connect()

```
void GalileoE1DllPllVemlTrackingFpga::connect (
    gr::top_block_sptr top_block ) [override], [virtual]
```

Connect.

Implements [GNSSBlockInterface](#).

10.112.3.2 disconnect()

```
void GalileoE1DllPllVemlTrackingFpga::disconnect (
    gr::top_block_sptr top_block ) [override], [virtual]
```

Disconnect.

Implements [GNSSBlockInterface](#).

10.112.3.3 get_left_block()

```
gr::basic_block_sptr GalileoE1DllPllVemlTrackingFpga::get_left_block ( ) [override], [virtual]
```

Get left block.

Implements [GNSSBlockInterface](#).

10.112.3.4 get_right_block()

```
gr::basic_block_sptr GalileoE1DllPllVemlTrackingFpga::get_right_block ( ) [override], [virtual]
```

Get right block.

Implements [GNSSBlockInterface](#).

10.112.3.5 implementation()

```
std::string GalileoE1DllPllVemlTrackingFpga::implementation ( ) [inline], [override], [virtual]
```

Returns "Galileo_E1_DLL_PLL_VEML_Tracking_Fpga".

Implements [GNSSBlockInterface](#).

Definition at line 70 of file galileo_e1_dll_pll_veml_tracking_fpga.h.

10.112.3.6 item_size()

```
size_t GalileoE1DllPllVemlTrackingFpga::item_size ( ) [inline], [override], [virtual]
```

Returns size of lv_16sc_t.

Implements [GNSSBlockInterface](#).

Definition at line 78 of file galileo_e1_dll_pll_veml_tracking_fpga.h.

10.112.3.7 `role()`

```
std::string GalileoE1DllPllVemlTrackingFpga::role ( ) [inline], [override], [virtual]
```

Role.

Implements [GNSSBlockInterface](#).

Definition at line 62 of file `galileo_e1_dll_pll_veml_tracking_fpga.h`.

10.112.3.8 `set_channel()`

```
void GalileoE1DllPllVemlTrackingFpga::set_channel (
    unsigned int channel ) [override], [virtual]
```

Set tracking channel unique ID.

Implements [TrackingInterface](#).

10.112.3.9 `set_gnss_synchro()`

```
void GalileoE1DllPllVemlTrackingFpga::set_gnss_synchro (
    Gnss\_Synchro * p_gnss_synchro ) [override], [virtual]
```

Set acquisition/tracking common [Gnss_Synchro](#) object pointer to efficiently exchange synchronization data between acquisition and tracking blocks.

Implements [TrackingInterface](#).

10.112.3.10 `start_tracking()`

```
void GalileoE1DllPllVemlTrackingFpga::start_tracking ( ) [override], [virtual]
```

Start the tracking process in the FPGA.

Implements [TrackingInterface](#).

10.112.3.11 `stop_tracking()`

```
void GalileoE1DllPllVemlTrackingFpga::stop_tracking ( ) [override], [virtual]
```

Stop the tracking process in the FPGA.

Implements [TrackingInterface](#).

The documentation for this class was generated from the following file:

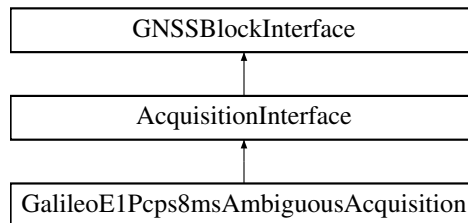
- [galileo_e1_dll_pll_veml_tracking_fpga.h](#)

10.113 GalileoE1Pcps8msAmbiguousAcquisition Class Reference

Adapts a PCPS 8ms acquisition block to an [AcquisitionInterface](#) for Galileo E1 Signals.

```
#include <galileo_e1_pcps_8ms_ambiguous_acquisition.h>
```

Inheritance diagram for GalileoE1Pcps8msAmbiguousAcquisition:



Public Member Functions

- **GalileoE1Pcps8msAmbiguousAcquisition** (const [ConfigurationInterface](#) *configuration, const std::string &role, unsigned int in_streams, unsigned int out_streams)
- std::string **role** () override
- std::string **implementation** () override
Returns "Galileo_E1_PCPS_8ms_Ambiguous_Acquisition".
- size_t **item_size** () override
- void **connect** (gr::top_block_sptr top_block) override
- void **disconnect** (gr::top_block_sptr top_block) override
- gr::basic_block_sptr **get_left_block** () override
- gr::basic_block_sptr **get_right_block** () override
- void **set_gnss_synchro** ([Gnss_Synchro](#) *p_gnss_synchro) override
Set acquisition/tracking common [Gnss_Synchro](#) object pointer to efficiently exchange synchronization data between acquisition and tracking blocks.
- void **set_channel** (unsigned int channel) override
Set acquisition channel unique ID.
- void **set_channel_fsm** (std::weak_ptr< [ChannelFsm](#) > channel_fsm) override
Set channel fsm associated to this acquisition instance.
- void **set_threshold** (float threshold) override
Set statistics threshold of PCPS algorithm.
- void **set_doppler_max** (unsigned int doppler_max) override
Set maximum Doppler off grid search.
- void **set_doppler_step** (unsigned int doppler_step) override
Set Doppler steps for the grid search.
- void **init** () override
Initializes acquisition algorithm.
- void **set_local_code** () override
Sets local code for Galileo E1 PCPS acquisition algorithm.
- signed int **mag** () override
Returns the maximum peak of grid search.
- void **reset** () override
Restart acquisition algorithm.
- void **stop_acquisition** () override
Stop running acquisition.
- void **set_state** (int state __attribute__((unused))) override
- void **set_resampler_latency** (uint32_t latency_samples __attribute__((unused))) override

10.113.1 Detailed Description

Adapts a PCPS 8ms acquisition block to an [AcquisitionInterface](#) for Galileo E1 Signals.

Definition at line 41 of file `galileo_e1_pcps_8ms_ambiguous_acquisition.h`.

10.113.2 Member Function Documentation

10.113.2.1 `implementation()`

```
std::string GalileoE1Pcps8msAmbiguousAcquisition::implementation ( ) [inline], [override],  
[virtual]
```

Returns "Galileo_E1_PCPS_8ms_Ambiguous_Acquisition".

Implements [GNSSBlockInterface](#).

Definition at line 59 of file `galileo_e1_pcps_8ms_ambiguous_acquisition.h`.

10.113.2.2 `init()`

```
void GalileoE1Pcps8msAmbiguousAcquisition::init ( ) [override], [virtual]
```

Initializes acquisition algorithm.

Implements [AcquisitionInterface](#).

10.113.2.3 `mag()`

```
signed int GalileoE1Pcps8msAmbiguousAcquisition::mag ( ) [override], [virtual]
```

Returns the maximum peak of grid search.

Implements [AcquisitionInterface](#).

10.113.2.4 `reset()`

```
void GalileoE1Pcps8msAmbiguousAcquisition::reset ( ) [override], [virtual]
```

Restart acquisition algorithm.

Implements [AcquisitionInterface](#).

10.113.2.5 set_channel()

```
void GalileoE1Pcps8msAmbiguousAcquisition::set_channel (
    unsigned int channel ) [inline], [override], [virtual]
```

Set acquisition channel unique ID.

Implements [AcquisitionInterface](#).

Definition at line 84 of file `galileo_e1_pcps_8ms_ambiguous_acquisition.h`.

10.113.2.6 set_channel_fsm()

```
void GalileoE1Pcps8msAmbiguousAcquisition::set_channel_fsm (
    std::weak_ptr< ChannelFsm > channel_fsm ) [inline], [override], [virtual]
```

Set channel fsm associated to this acquisition instance.

Implements [AcquisitionInterface](#).

Definition at line 93 of file `galileo_e1_pcps_8ms_ambiguous_acquisition.h`.

10.113.2.7 set_doppler_max()

```
void GalileoE1Pcps8msAmbiguousAcquisition::set_doppler_max (
    unsigned int doppler_max ) [override], [virtual]
```

Set maximum Doppler off grid search.

Implements [AcquisitionInterface](#).

10.113.2.8 set_doppler_step()

```
void GalileoE1Pcps8msAmbiguousAcquisition::set_doppler_step (
    unsigned int doppler_step ) [override], [virtual]
```

Set Doppler steps for the grid search.

Implements [AcquisitionInterface](#).

10.113.2.9 `set_gnss_synchro()`

```
void GalileoE1Pcps8msAmbiguousAcquisition::set_gnss_synchro (
    Gnss_Synchro * p_gnss_synchro ) [override], [virtual]
```

Set acquisition/tracking common [Gnss_Synchro](#) object pointer to efficiently exchange synchronization data between acquisition and tracking blocks.

Implements [AcquisitionInterface](#).

10.113.2.10 `set_local_code()`

```
void GalileoE1Pcps8msAmbiguousAcquisition::set_local_code ( ) [override], [virtual]
```

Sets local code for Galileo E1 PCPS acquisition algorithm.

Implements [AcquisitionInterface](#).

10.113.2.11 `set_threshold()`

```
void GalileoE1Pcps8msAmbiguousAcquisition::set_threshold (
    float threshold ) [override], [virtual]
```

Set statistics threshold of PCPS algorithm.

Implements [AcquisitionInterface](#).

10.113.2.12 `stop_acquisition()`

```
void GalileoE1Pcps8msAmbiguousAcquisition::stop_acquisition ( ) [override], [virtual]
```

Stop running acquisition.

Implements [AcquisitionInterface](#).

The documentation for this class was generated from the following file:

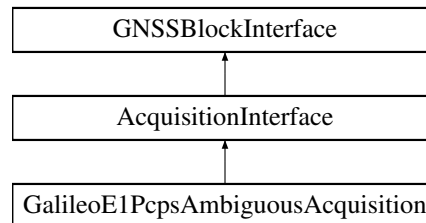
- [galileo_e1_pcps_8ms_ambiguous_acquisition.h](#)

10.114 GalileoE1PcpsAmbiguousAcquisition Class Reference

This class adapts a PCPS acquisition block to an [AcquisitionInterface](#) for Galileo E1 Signals.

```
#include <galileo_e1_pcps_ambiguous_acquisition.h>
```

Inheritance diagram for GalileoE1PcpsAmbiguousAcquisition:



Public Member Functions

- **GalileoE1PcpsAmbiguousAcquisition** (const [ConfigurationInterface](#) *configuration, const std::string &role, unsigned int in_streams, unsigned int out_streams)
- std::string **role** () override
- std::string **implementation** () override
Returns "Galileo_E1_PCPS_Ambiguous_Acquisition".
- size_t **item_size** () override
- void **connect** (gr::top_block_sptr top_block) override
- void **disconnect** (gr::top_block_sptr top_block) override
- gr::basic_block_sptr **get_left_block** () override
- gr::basic_block_sptr **get_right_block** () override
- void **set_gnss_synchro** ([Gnss_Synchro](#) *p_gnss_synchro) override
Set acquisition/tracking common [Gnss_Synchro](#) object pointer to efficiently exchange synchronization data between acquisition and tracking blocks.
- void **set_channel** (unsigned int channel) override
Set acquisition channel unique ID.
- void **set_channel_fsm** (std::weak_ptr< [ChannelFsm](#) > channel_fsm) override
Set channel fsm associated to this acquisition instance.
- void **set_threshold** (float threshold) override
Set statistics threshold of PCPS algorithm.
- void **set_doppler_max** (unsigned int doppler_max) override
Set maximum Doppler off grid search.
- void **set_doppler_step** (unsigned int doppler_step) override
Set Doppler steps for the grid search.
- void **set_doppler_center** (int doppler_center) override
Set Doppler center for the grid search.
- void **init** () override
Initializes acquisition algorithm.
- void **set_local_code** () override
Sets local code for Galileo E1 PCPS acquisition algorithm.
- signed int **mag** () override
Returns the maximum peak of grid search.
- void **reset** () override
Restart acquisition algorithm.

- void [set_state](#) (int state) override
If state = 1, it forces the block to start acquiring from the first sample.
- void [stop_acquisition](#) () override
Stop running acquisition.
- void [set_resampler_latency](#) (uint32_t latency_samples) override
Sets the resampler latency to account it in the acquisition code delay estimation.

10.114.1 Detailed Description

This class adapts a PCPS acquisition block to an [AcquisitionInterface](#) for Galileo E1 Signals.

Definition at line 43 of file `galileo_e1_pcps_ambiguous_acquisition.h`.

10.114.2 Member Function Documentation

10.114.2.1 implementation()

```
std::string GalileoE1PcpsAmbiguousAcquisition::implementation ( ) [inline], [override], [virtual]
```

Returns "Galileo_E1_PCPS_Ambiguous_Acquisition".

Implements [GNSSBlockInterface](#).

Definition at line 62 of file `galileo_e1_pcps_ambiguous_acquisition.h`.

10.114.2.2 init()

```
void GalileoE1PcpsAmbiguousAcquisition::init ( ) [override], [virtual]
```

Initializes acquisition algorithm.

Implements [AcquisitionInterface](#).

10.114.2.3 mag()

```
signed int GalileoE1PcpsAmbiguousAcquisition::mag ( ) [override], [virtual]
```

Returns the maximum peak of grid search.

Implements [AcquisitionInterface](#).

10.114.2.4 reset()

```
void GalileoE1PcpsAmbiguousAcquisition::reset ( ) [override], [virtual]
```

Restart acquisition algorithm.

Implements [AcquisitionInterface](#).

10.114.2.5 set_channel()

```
void GalileoE1PcpsAmbiguousAcquisition::set_channel (
    unsigned int channel ) [inline], [override], [virtual]
```

Set acquisition channel unique ID.

Implements [AcquisitionInterface](#).

Definition at line 87 of file `galileo_e1_pcps_ambiguous_acquisition.h`.

10.114.2.6 set_channel_fsm()

```
void GalileoE1PcpsAmbiguousAcquisition::set_channel_fsm (
    std::weak_ptr< ChannelFsm > channel_fsm ) [inline], [override], [virtual]
```

Set channel fsm associated to this acquisition instance.

Implements [AcquisitionInterface](#).

Definition at line 96 of file `galileo_e1_pcps_ambiguous_acquisition.h`.

10.114.2.7 set_doppler_center()

```
void GalileoE1PcpsAmbiguousAcquisition::set_doppler_center (
    int doppler_center ) [override]
```

Set Doppler center for the grid search.

10.114.2.8 set_doppler_max()

```
void GalileoE1PcpsAmbiguousAcquisition::set_doppler_max (
    unsigned int doppler_max ) [override], [virtual]
```

Set maximum Doppler off grid search.

Implements [AcquisitionInterface](#).

10.114.2.9 `set_doppler_step()`

```
void GalileoE1PcpsAmbiguousAcquisition::set_doppler_step (
    unsigned int doppler_step ) [override], [virtual]
```

Set Doppler steps for the grid search.

Implements [AcquisitionInterface](#).

10.114.2.10 `set_gnss_synchro()`

```
void GalileoE1PcpsAmbiguousAcquisition::set_gnss_synchro (
    Gnss\_Synchro * p_gnss_synchro ) [override], [virtual]
```

Set acquisition/tracking common [Gnss_Synchro](#) object pointer to efficiently exchange synchronization data between acquisition and tracking blocks.

Implements [AcquisitionInterface](#).

10.114.2.11 `set_local_code()`

```
void GalileoE1PcpsAmbiguousAcquisition::set_local_code ( ) [override], [virtual]
```

Sets local code for Galileo E1 PCPS acquisition algorithm.

Implements [AcquisitionInterface](#).

10.114.2.12 `set_resampler_latency()`

```
void GalileoE1PcpsAmbiguousAcquisition::set_resampler_latency (
    uint32_t latency_samples ) [override], [virtual]
```

Sets the resampler latency to account it in the acquisition code delay estimation.

Implements [AcquisitionInterface](#).

10.114.2.13 `set_state()`

```
void GalileoE1PcpsAmbiguousAcquisition::set_state (
    int state ) [override], [virtual]
```

If state = 1, it forces the block to start acquiring from the first sample.

Implements [AcquisitionInterface](#).

10.114.2.14 set_threshold()

```
void GalileoE1PcpsAmbiguousAcquisition::set_threshold (
    float threshold ) [override], [virtual]
```

Set statistics threshold of PCPS algorithm.

Implements [AcquisitionInterface](#).

10.114.2.15 stop_acquisition()

```
void GalileoE1PcpsAmbiguousAcquisition::stop_acquisition ( ) [override], [virtual]
```

Stop running acquisition.

Implements [AcquisitionInterface](#).

The documentation for this class was generated from the following file:

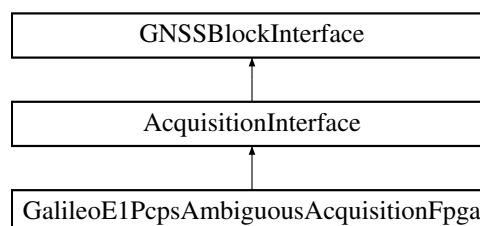
- [galileo_e1_pcps_ambiguous_acquisition.h](#)

10.115 GalileoE1PcpsAmbiguousAcquisitionFpga Class Reference

This class adapts a PCPS acquisition block off-loaded on an FPGA to an [AcquisitionInterface](#) for Galileo E1 Signals.

```
#include <galileo_e1_pcps_ambiguous_acquisition_fpga.h>
```

Inheritance diagram for GalileoE1PcpsAmbiguousAcquisitionFpga:



Public Member Functions

- [GalileoE1PcpsAmbiguousAcquisitionFpga](#) (const [ConfigurationInterface](#) *configuration, const std::string &role, unsigned int in_streams, unsigned int out_streams)
Constructor.
- [~GalileoE1PcpsAmbiguousAcquisitionFpga](#) ()=default
Destructor.
- std::string [role](#) () override
Role.
- std::string [implementation](#) () override
Returns "Galileo_E1_PCPS_Ambiguous_Acquisition_Fpga".
- size_t [item_size](#) () override
Returns size of lv_16sc_t.
- void [connect](#) (gr::top_block_sptr top_block) override
Connect.
- void [disconnect](#) (gr::top_block_sptr top_block) override
Disconnect.
- gr::basic_block_sptr [get_left_block](#) () override
Get left block.
- gr::basic_block_sptr [get_right_block](#) () override
Get right block.
- void [set_gnss_synchro](#) ([Gnss_Synchro](#) *p_gnss_synchro) override
Set acquisition/tracking common [Gnss_Synchro](#) object pointer to efficiently exchange synchronization data between acquisition and tracking blocks.
- void [set_channel](#) (unsigned int channel) override
Set acquisition channel unique ID.
- void [set_channel_fsm](#) (std::weak_ptr< [ChannelFsm](#) > channel_fsm) override
Set channel fsm associated to this acquisition instance.
- void [set_threshold](#) (float threshold) override
Set statistics threshold of PCPS algorithm.
- void [set_doppler_max](#) (unsigned int doppler_max) override
Set maximum Doppler off grid search.
- void [set_doppler_step](#) (unsigned int doppler_step) override
Set Doppler steps for the grid search.
- void [set_doppler_center](#) (int doppler_center) override
Set Doppler center for the grid search.
- void [init](#) () override
Initializes acquisition algorithm.
- void [set_local_code](#) () override
Sets local code for Galileo E1 PCPS acquisition algorithm.
- signed int [mag](#) () override
Returns the maximum peak of grid search.
- void [reset](#) () override
Restart acquisition algorithm.
- void [set_state](#) (int state) override
If state = 1, it forces the block to start acquiring from the first sample.
- void [stop_acquisition](#) () override
Stop running acquisition.
- void [set_resampler_latency](#) (uint32_t latency_samples __attribute__((unused))) override
Set resampler latency.

10.115.1 Detailed Description

This class adapts a PCPS acquisition block off-loaded on an FPGA to an [AcquisitionInterface](#) for Galileo E1 Signals.

Definition at line 42 of file `galileo_e1_pcps_ambiguous_acquisition_fpga.h`.

10.115.2 Constructor & Destructor Documentation

10.115.2.1 GalileoE1PcpsAmbiguousAcquisitionFpga()

```
GalileoE1PcpsAmbiguousAcquisitionFpga::GalileoE1PcpsAmbiguousAcquisitionFpga (
    const ConfigurationInterface * configuration,
    const std::string & role,
    unsigned int in_streams,
    unsigned int out_streams )
```

Constructor.

10.115.2.2 ~GalileoE1PcpsAmbiguousAcquisitionFpga()

```
GalileoE1PcpsAmbiguousAcquisitionFpga::~GalileoE1PcpsAmbiguousAcquisitionFpga ( ) [default]
```

Destructor.

10.115.3 Member Function Documentation

10.115.3.1 connect()

```
void GalileoE1PcpsAmbiguousAcquisitionFpga::connect (
    gr::top_block_sptr top_block ) [override], [virtual]
```

Connect.

Implements [GNSSBlockInterface](#).

10.115.3.2 disconnect()

```
void GalileoE1PcpsAmbiguousAcquisitionFpga::disconnect (
    gr::top_block_sptr top_block ) [override], [virtual]
```

Disconnect.

Implements [GNSSBlockInterface](#).

10.115.3.3 get_left_block()

```
gr::basic_block_sptr GalileoE1PcpsAmbiguousAcquisitionFpga::get_left_block ( ) [override],
[virtual]
```

Get left block.

Implements [GNSSBlockInterface](#).

10.115.3.4 get_right_block()

```
gr::basic_block_sptr GalileoE1PcpsAmbiguousAcquisitionFpga::get_right_block ( ) [override],
[virtual]
```

Get right block.

Implements [GNSSBlockInterface](#).

10.115.3.5 implementation()

```
std::string GalileoE1PcpsAmbiguousAcquisitionFpga::implementation ( ) [inline], [override],
[virtual]
```

Returns "Galileo_E1_PCPS_Ambiguous_Acquisition_Fpga".

Implements [GNSSBlockInterface](#).

Definition at line 70 of file galileo_e1_pcps_ambiguous_acquisition_fpga.h.

10.115.3.6 init()

```
void GalileoE1PcpsAmbiguousAcquisitionFpga::init ( ) [override], [virtual]
```

Initializes acquisition algorithm.

Implements [AcquisitionInterface](#).

10.115.3.7 item_size()

```
size_t GalileoE1PcpsAmbiguousAcquisitionFpga::item_size ( ) [inline], [override], [virtual]
```

Returns size of lv_16sc_t.

Implements [GNSSBlockInterface](#).

Definition at line 78 of file galileo_e1_pcps_ambiguous_acquisition_fpga.h.

10.115.3.8 mag()

```
signed int GalileoE1PcpsAmbiguousAcquisitionFpga::mag ( ) [override], [virtual]
```

Returns the maximum peak of grid search.

Implements [AcquisitionInterface](#).

10.115.3.9 reset()

```
void GalileoE1PcpsAmbiguousAcquisitionFpga::reset ( ) [override], [virtual]
```

Restart acquisition algorithm.

Implements [AcquisitionInterface](#).

10.115.3.10 role()

```
std::string GalileoE1PcpsAmbiguousAcquisitionFpga::role ( ) [inline], [override], [virtual]
```

Role.

Implements [GNSSBlockInterface](#).

Definition at line 62 of file galileo_e1_pcps_ambiguous_acquisition_fpga.h.

10.115.3.11 set_channel()

```
void GalileoE1PcpsAmbiguousAcquisitionFpga::set_channel (
    unsigned int channel ) [inline], [override], [virtual]
```

Set acquisition channel unique ID.

Implements [AcquisitionInterface](#).

Definition at line 113 of file galileo_e1_pcps_ambiguous_acquisition_fpga.h.

10.115.3.12 `set_channel_fsm()`

```
void GalileoElPcpsAmbiguousAcquisitionFpga::set_channel_fsm (
    std::weak_ptr< ChannelFsm > channel_fsm ) [inline], [override], [virtual]
```

Set channel fsm associated to this acquisition instance.

Implements [AcquisitionInterface](#).

Definition at line 122 of file `galileo_e1_pcps_ambiguous_acquisition_fpga.h`.

10.115.3.13 `set_doppler_center()`

```
void GalileoElPcpsAmbiguousAcquisitionFpga::set_doppler_center (
    int doppler_center ) [override]
```

Set Doppler center for the grid search.

10.115.3.14 `set_doppler_max()`

```
void GalileoElPcpsAmbiguousAcquisitionFpga::set_doppler_max (
    unsigned int doppler_max ) [override], [virtual]
```

Set maximum Doppler off grid search.

Implements [AcquisitionInterface](#).

10.115.3.15 `set_doppler_step()`

```
void GalileoElPcpsAmbiguousAcquisitionFpga::set_doppler_step (
    unsigned int doppler_step ) [override], [virtual]
```

Set Doppler steps for the grid search.

Implements [AcquisitionInterface](#).

10.115.3.16 `set_gnss_synchro()`

```
void GalileoElPcpsAmbiguousAcquisitionFpga::set_gnss_synchro (
    Gnss\_Synchro * p_gnss_synchro ) [override], [virtual]
```

Set acquisition/tracking common [Gnss_Synchro](#) object pointer to efficiently exchange synchronization data between acquisition and tracking blocks.

Implements [AcquisitionInterface](#).

10.115.3.17 set_local_code()

```
void GalileoE1PcpsAmbiguousAcquisitionFpga::set_local_code ( ) [override], [virtual]
```

Sets local code for Galileo E1 PCPS acquisition algorithm.

Implements [AcquisitionInterface](#).

10.115.3.18 set_resampler_latency()

```
void GalileoE1PcpsAmbiguousAcquisitionFpga::set_resampler_latency (
    uint32_t latency_samples __attribute__((unused)) ) [inline], [override]
```

Set resampler latency.

Definition at line 181 of file `galileo_e1_pcps_ambiguous_acquisition_fpga.h`.

10.115.3.19 set_state()

```
void GalileoE1PcpsAmbiguousAcquisitionFpga::set_state (
    int state ) [override], [virtual]
```

If state = 1, it forces the block to start acquiring from the first sample.

Implements [AcquisitionInterface](#).

10.115.3.20 set_threshold()

```
void GalileoE1PcpsAmbiguousAcquisitionFpga::set_threshold (
    float threshold ) [override], [virtual]
```

Set statistics threshold of PCPS algorithm.

Implements [AcquisitionInterface](#).

10.115.3.21 stop_acquisition()

```
void GalileoE1PcpsAmbiguousAcquisitionFpga::stop_acquisition ( ) [override], [virtual]
```

Stop running acquisition.

Implements [AcquisitionInterface](#).

The documentation for this class was generated from the following file:

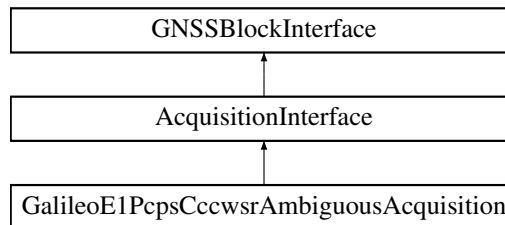
- [galileo_e1_pcps_ambiguous_acquisition_fpga.h](#)

10.116 GalileoE1PcpsCccwsrAmbiguousAcquisition Class Reference

Adapts a PCPS CCCWSR acquisition block to an [AcquisitionInterface](#) for Galileo E1 Signals.

```
#include <galileo_e1_pcps_cccwsr_ambiguous_acquisition.h>
```

Inheritance diagram for GalileoE1PcpsCccwsrAmbiguousAcquisition:



Public Member Functions

- **GalileoE1PcpsCccwsrAmbiguousAcquisition** (const [ConfigurationInterface](#) *configuration, const std::string &role, unsigned int in_streams, unsigned int out_streams)
- std::string **role** () override
- std::string **implementation** () override
 - Returns "Galileo_E1_PCPS_CCCWSR_Ambiguous_Acquisition".*
- size_t **item_size** () override
- void **connect** (gr::top_block_sptr top_block) override
- void **disconnect** (gr::top_block_sptr top_block) override
- gr::basic_block_sptr **get_left_block** () override
- gr::basic_block_sptr **get_right_block** () override
- void **set_gnss_synchro** ([Gnss_Synchro](#) *p_gnss_synchro) override
 - Set acquisition/tracking common [Gnss_Synchro](#) object pointer to efficiently exchange synchronization data between acquisition and tracking blocks.*
- void **set_channel** (unsigned int channel) override
 - Set acquisition channel unique ID.*
- void **set_channel_fsm** (std::weak_ptr< [ChannelFsm](#) > channel_fsm) override
 - Set channel fsm associated to this acquisition instance.*
- void **set_threshold** (float threshold) override
 - Set statistics threshold of CCCWSR algorithm.*
- void **set_doppler_max** (unsigned int doppler_max) override
 - Set maximum Doppler off grid search.*
- void **set_doppler_step** (unsigned int doppler_step) override
 - Set Doppler steps for the grid search.*
- void **init** () override
 - Initializes acquisition algorithm.*
- void **set_local_code** () override
- signed int **mag** () override
 - Returns the maximum peak of grid search.*
- void **reset** () override
 - Restart acquisition algorithm.*
- void **set_state** (int state) override
 - If state = 1, it forces the block to start acquiring from the first sample.*
- void **stop_acquisition** () override
 - Stop running acquisition.*
- void **set_resampler_latency** (uint32_t latency_samples __attribute__((unused))) override

10.116.1 Detailed Description

Adapts a PCPS CCCWSR acquisition block to an [AcquisitionInterface](#) for Galileo E1 Signals.

Definition at line 41 of file `galileo_e1_pcps_cccwsr_ambiguous_acquisition.h`.

10.116.2 Member Function Documentation

10.116.2.1 `implementation()`

```
std::string GalileoE1PcpsCccwsrAmbiguousAcquisition::implementation ( ) [inline], [override], [virtual]
```

Returns "Galileo_E1_PCPS_CCCWSR_Ambiguous_Acquisition".

Implements [GNSSBlockInterface](#).

Definition at line 60 of file `galileo_e1_pcps_cccwsr_ambiguous_acquisition.h`.

10.116.2.2 `init()`

```
void GalileoE1PcpsCccwsrAmbiguousAcquisition::init ( ) [override], [virtual]
```

Initializes acquisition algorithm.

Implements [AcquisitionInterface](#).

10.116.2.3 `mag()`

```
signed int GalileoE1PcpsCccwsrAmbiguousAcquisition::mag ( ) [override], [virtual]
```

Returns the maximum peak of grid search.

Implements [AcquisitionInterface](#).

10.116.2.4 `reset()`

```
void GalileoE1PcpsCccwsrAmbiguousAcquisition::reset ( ) [override], [virtual]
```

Restart acquisition algorithm.

Implements [AcquisitionInterface](#).

10.116.2.5 set_channel()

```
void GalileoE1PcpsCccwsrAmbiguousAcquisition::set_channel (
    unsigned int channel ) [inline], [override], [virtual]
```

Set acquisition channel unique ID.

Implements [AcquisitionInterface](#).

Definition at line 85 of file galileo_e1_pcps_cccwsr_ambiguous_acquisition.h.

10.116.2.6 set_channel_fsm()

```
void GalileoE1PcpsCccwsrAmbiguousAcquisition::set_channel_fsm (
    std::weak_ptr< ChannelFsm > channel_fsm ) [inline], [override], [virtual]
```

Set channel fsm associated to this acquisition instance.

Implements [AcquisitionInterface](#).

Definition at line 94 of file galileo_e1_pcps_cccwsr_ambiguous_acquisition.h.

10.116.2.7 set_doppler_max()

```
void GalileoE1PcpsCccwsrAmbiguousAcquisition::set_doppler_max (
    unsigned int doppler_max ) [override], [virtual]
```

Set maximum Doppler off grid search.

Implements [AcquisitionInterface](#).

10.116.2.8 set_doppler_step()

```
void GalileoE1PcpsCccwsrAmbiguousAcquisition::set_doppler_step (
    unsigned int doppler_step ) [override], [virtual]
```

Set Doppler steps for the grid search.

Implements [AcquisitionInterface](#).

10.116.2.9 `set_gnss_synchro()`

```
void GalileoE1PcpsCccwsrAmbiguousAcquisition::set_gnss_synchro (
    Gnss_Synchro * p_gnss_synchro ) [override], [virtual]
```

Set acquisition/tracking common [Gnss_Synchro](#) object pointer to efficiently exchange synchronization data between acquisition and tracking blocks.

Implements [AcquisitionInterface](#).

10.116.2.10 `set_state()`

```
void GalileoE1PcpsCccwsrAmbiguousAcquisition::set_state (
    int state ) [override], [virtual]
```

If state = 1, it forces the block to start acquiring from the first sample.

Implements [AcquisitionInterface](#).

10.116.2.11 `set_threshold()`

```
void GalileoE1PcpsCccwsrAmbiguousAcquisition::set_threshold (
    float threshold ) [override], [virtual]
```

Set statistics threshold of CCCWSR algorithm.

Implements [AcquisitionInterface](#).

10.116.2.12 `stop_acquisition()`

```
void GalileoE1PcpsCccwsrAmbiguousAcquisition::stop_acquisition ( ) [override], [virtual]
```

Stop running acquisition.

Implements [AcquisitionInterface](#).

The documentation for this class was generated from the following file:

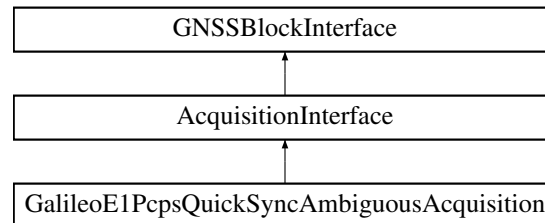
- [galileo_e1_pcps_cccwsr_ambiguous_acquisition.h](#)

10.117 GalileoE1PcpsQuickSyncAmbiguousAcquisition Class Reference

This class adapts a PCPS acquisition block to an [AcquisitionInterface](#) for Galileo E1 Signals.

```
#include <galileo_e1_pcps_quicksync_ambiguous_acquisition.h>
```

Inheritance diagram for GalileoE1PcpsQuickSyncAmbiguousAcquisition:



Public Member Functions

- **GalileoE1PcpsQuickSyncAmbiguousAcquisition** (const [ConfigurationInterface](#) *configuration, const std::string &role, unsigned int in_streams, unsigned int out_streams)
- std::string **role** () override
- std::string **implementation** () override
 - Returns "Galileo_E1_PCPS_Ambiguous_Acquisition".*
- size_t **item_size** () override
- void **connect** (gr::top_block_sptr top_block) override
- void **disconnect** (gr::top_block_sptr top_block) override
- gr::basic_block_sptr **get_left_block** () override
- gr::basic_block_sptr **get_right_block** () override
- void **set_gnss_synchro** ([Gnss_Synchro](#) *p_gnss_synchro) override
 - Set acquisition/tracking common [Gnss_Synchro](#) object pointer to efficiently exchange synchronization data between acquisition and tracking blocks.*
- void **set_channel** (unsigned int channel) override
 - Set acquisition channel unique ID.*
- void **set_channel_fsm** (std::weak_ptr< [ChannelFsm](#) > channel_fsm) override
 - Set channel fsm associated to this acquisition instance.*
- void **set_threshold** (float threshold) override
 - Set statistics threshold of PCPS algorithm.*
- void **set_doppler_max** (unsigned int doppler_max) override
 - Set maximum Doppler off grid search.*
- void **set_doppler_step** (unsigned int doppler_step) override
 - Set Doppler steps for the grid search.*
- void **init** () override
 - Initializes acquisition algorithm.*
- void **set_local_code** () override
 - Sets local code for Galileo E1 PCPS acquisition algorithm.*
- signed int **mag** () override
 - Returns the maximum peak of grid search.*
- void **reset** () override
 - Restart acquisition algorithm.*
- void **set_state** (int state) override
 - If state = 1, it forces the block to start acquiring from the first sample.*
- void **stop_acquisition** () override
 - Stop running acquisition.*
- void **set_resampler_latency** (uint32_t latency_samples __attribute__((unused))) override

10.117.1 Detailed Description

This class adapts a PCPS acquisition block to an [AcquisitionInterface](#) for Galileo E1 Signals.

Definition at line 41 of file `galileo_e1_pcps_quicksync_ambiguous_acquisition.h`.

10.117.2 Member Function Documentation

10.117.2.1 `implementation()`

```
std::string GalileoE1PcpsQuickSyncAmbiguousAcquisition::implementation ( ) [inline], [override], [virtual]
```

Returns "Galileo_E1_PCPS_Ambiguous_Acquisition".

Implements [GNSSBlockInterface](#).

Definition at line 60 of file `galileo_e1_pcps_quicksync_ambiguous_acquisition.h`.

10.117.2.2 `init()`

```
void GalileoE1PcpsQuickSyncAmbiguousAcquisition::init ( ) [override], [virtual]
```

Initializes acquisition algorithm.

Implements [AcquisitionInterface](#).

10.117.2.3 `mag()`

```
signed int GalileoE1PcpsQuickSyncAmbiguousAcquisition::mag ( ) [override], [virtual]
```

Returns the maximum peak of grid search.

Implements [AcquisitionInterface](#).

10.117.2.4 `reset()`

```
void GalileoE1PcpsQuickSyncAmbiguousAcquisition::reset ( ) [override], [virtual]
```

Restart acquisition algorithm.

Implements [AcquisitionInterface](#).

10.117.2.5 `set_channel()`

```
void GalileoE1PcpsQuickSyncAmbiguousAcquisition::set_channel (
    unsigned int channel ) [inline], [override], [virtual]
```

Set acquisition channel unique ID.

Implements [AcquisitionInterface](#).

Definition at line 85 of file `galileo_e1_pcps_quicksync_ambiguous_acquisition.h`.

10.117.2.6 `set_channel_fsm()`

```
void GalileoE1PcpsQuickSyncAmbiguousAcquisition::set_channel_fsm (
    std::weak_ptr< ChannelFsm > channel_fsm ) [inline], [override], [virtual]
```

Set channel fsm associated to this acquisition instance.

Implements [AcquisitionInterface](#).

Definition at line 94 of file `galileo_e1_pcps_quicksync_ambiguous_acquisition.h`.

10.117.2.7 `set_doppler_max()`

```
void GalileoE1PcpsQuickSyncAmbiguousAcquisition::set_doppler_max (
    unsigned int doppler_max ) [override], [virtual]
```

Set maximum Doppler off grid search.

Implements [AcquisitionInterface](#).

10.117.2.8 `set_doppler_step()`

```
void GalileoE1PcpsQuickSyncAmbiguousAcquisition::set_doppler_step (
    unsigned int doppler_step ) [override], [virtual]
```

Set Doppler steps for the grid search.

Implements [AcquisitionInterface](#).

10.117.2.9 `set_gnss_synchro()`

```
void GalileoE1PcpsQuickSyncAmbiguousAcquisition::set_gnss_synchro (
    Gnss_Synchro * p_gnss_synchro ) [override], [virtual]
```

Set acquisition/tracking common [Gnss_Synchro](#) object pointer to efficiently exchange synchronization data between acquisition and tracking blocks.

Implements [AcquisitionInterface](#).

10.117.2.10 `set_local_code()`

```
void GalileoE1PcpsQuickSyncAmbiguousAcquisition::set_local_code ( ) [override], [virtual]
```

Sets local code for Galileo E1 PCPS acquisition algorithm.

Implements [AcquisitionInterface](#).

10.117.2.11 `set_state()`

```
void GalileoE1PcpsQuickSyncAmbiguousAcquisition::set_state (
    int state ) [override], [virtual]
```

If state = 1, it forces the block to start acquiring from the first sample.

Implements [AcquisitionInterface](#).

10.117.2.12 `set_threshold()`

```
void GalileoE1PcpsQuickSyncAmbiguousAcquisition::set_threshold (
    float threshold ) [override], [virtual]
```

Set statistics threshold of PCPS algorithm.

Implements [AcquisitionInterface](#).

10.117.2.13 `stop_acquisition()`

```
void GalileoE1PcpsQuickSyncAmbiguousAcquisition::stop_acquisition ( ) [override], [virtual]
```

Stop running acquisition.

Implements [AcquisitionInterface](#).

The documentation for this class was generated from the following file:

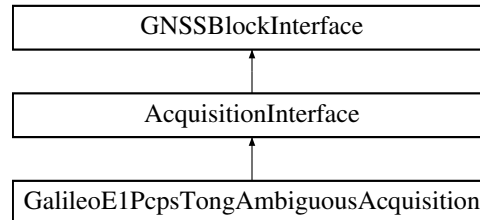
- [galileo_e1_pcps_quicksync_ambiguous_acquisition.h](#)

10.118 GalileoE1PcpsTongAmbiguousAcquisition Class Reference

Adapts a PCPS Tong acquisition block to an [AcquisitionInterface](#) for Galileo E1 Signals.

```
#include <galileo_e1_pcps_tong_ambiguous_acquisition.h>
```

Inheritance diagram for GalileoE1PcpsTongAmbiguousAcquisition:



Public Member Functions

- **GalileoE1PcpsTongAmbiguousAcquisition** (const [ConfigurationInterface](#) *configuration, const std::string &role, unsigned int in_streams, unsigned int out_streams)
- std::string **role** () override
- std::string **implementation** () override
 - Returns "Galileo_E1_PCPS_Tong_Ambiguous_Acquisition".*
- size_t **item_size** () override
- void **connect** (gr::top_block_sptr top_block) override
- void **disconnect** (gr::top_block_sptr top_block) override
- gr::basic_block_sptr **get_left_block** () override
- gr::basic_block_sptr **get_right_block** () override
- void **set_gnss_synchro** ([Gnss_Synchro](#) *p_gnss_synchro) override
 - Set acquisition/tracking common [Gnss_Synchro](#) object pointer to efficiently exchange synchronization data between acquisition and tracking blocks.*
- void **set_channel** (unsigned int channel) override
 - Set acquisition channel unique ID.*
- void **set_channel_fsm** (std::weak_ptr< [ChannelFsm](#) > channel_fsm) override
 - Set channel fsm associated to this acquisition instance.*
- void **set_threshold** (float threshold) override
 - Set statistics threshold of TONG algorithm.*
- void **set_doppler_max** (unsigned int doppler_max) override
 - Set maximum Doppler off grid search.*
- void **set_doppler_step** (unsigned int doppler_step) override
 - Set Doppler steps for the grid search.*
- void **init** () override
 - Initializes acquisition algorithm.*
- void **set_local_code** () override
 - Sets local code for Galileo E1 TONG acquisition algorithm.*
- signed int **mag** () override
 - Returns the maximum peak of grid search.*
- void **reset** () override
 - Restart acquisition algorithm.*
- void **set_state** (int state) override
 - If state = 1, it forces the block to start acquiring from the first sample.*
- void **stop_acquisition** () override
 - Stop running acquisition.*
- void **set_resampler_latency** (uint32_t latency_samples __attribute__((unused))) override

10.118.1 Detailed Description

Adapts a PCPS Tong acquisition block to an [AcquisitionInterface](#) for Galileo E1 Signals.

Definition at line 41 of file `galileo_e1_pcps_tong_ambiguous_acquisition.h`.

10.118.2 Member Function Documentation

10.118.2.1 `implementation()`

```
std::string GalileoE1PcpsTongAmbiguousAcquisition::implementation ( ) [inline], [override],  
[virtual]
```

Returns "Galileo_E1_PCPS_Tong_Ambiguous_Acquisition".

Implements [GNSSBlockInterface](#).

Definition at line 60 of file `galileo_e1_pcps_tong_ambiguous_acquisition.h`.

10.118.2.2 `init()`

```
void GalileoE1PcpsTongAmbiguousAcquisition::init ( ) [override], [virtual]
```

Initializes acquisition algorithm.

Implements [AcquisitionInterface](#).

10.118.2.3 `mag()`

```
signed int GalileoE1PcpsTongAmbiguousAcquisition::mag ( ) [override], [virtual]
```

Returns the maximum peak of grid search.

Implements [AcquisitionInterface](#).

10.118.2.4 `reset()`

```
void GalileoE1PcpsTongAmbiguousAcquisition::reset ( ) [override], [virtual]
```

Restart acquisition algorithm.

Implements [AcquisitionInterface](#).

10.118.2.5 set_channel()

```
void GalileoElPcpsTongAmbiguousAcquisition::set_channel (
    unsigned int channel ) [inline], [override], [virtual]
```

Set acquisition channel unique ID.

Implements [AcquisitionInterface](#).

Definition at line 85 of file `galileo_e1_pcps_tong_ambiguous_acquisition.h`.

10.118.2.6 set_channel_fsm()

```
void GalileoElPcpsTongAmbiguousAcquisition::set_channel_fsm (
    std::weak_ptr< ChannelFsm > channel_fsm ) [inline], [override], [virtual]
```

Set channel fsm associated to this acquisition instance.

Implements [AcquisitionInterface](#).

Definition at line 94 of file `galileo_e1_pcps_tong_ambiguous_acquisition.h`.

10.118.2.7 set_doppler_max()

```
void GalileoElPcpsTongAmbiguousAcquisition::set_doppler_max (
    unsigned int doppler_max ) [override], [virtual]
```

Set maximum Doppler off grid search.

Implements [AcquisitionInterface](#).

10.118.2.8 set_doppler_step()

```
void GalileoElPcpsTongAmbiguousAcquisition::set_doppler_step (
    unsigned int doppler_step ) [override], [virtual]
```

Set Doppler steps for the grid search.

Implements [AcquisitionInterface](#).

10.118.2.9 set_gnss_synchro()

```
void GalileoE1PcpsTongAmbiguousAcquisition::set_gnss_synchro (
    Gnss_Synchro * p_gnss_synchro ) [override], [virtual]
```

Set acquisition/tracking common [Gnss_Synchro](#) object pointer to efficiently exchange synchronization data between acquisition and tracking blocks.

Implements [AcquisitionInterface](#).

10.118.2.10 set_local_code()

```
void GalileoE1PcpsTongAmbiguousAcquisition::set_local_code ( ) [override], [virtual]
```

Sets local code for Galileo E1 TONG acquisition algorithm.

Implements [AcquisitionInterface](#).

10.118.2.11 set_state()

```
void GalileoE1PcpsTongAmbiguousAcquisition::set_state (
    int state ) [override], [virtual]
```

If state = 1, it forces the block to start acquiring from the first sample.

Implements [AcquisitionInterface](#).

10.118.2.12 set_threshold()

```
void GalileoE1PcpsTongAmbiguousAcquisition::set_threshold (
    float threshold ) [override], [virtual]
```

Set statistics threshold of TONG algorithm.

Implements [AcquisitionInterface](#).

10.118.2.13 stop_acquisition()

```
void GalileoE1PcpsTongAmbiguousAcquisition::stop_acquisition ( ) [override], [virtual]
```

Stop running acquisition.

Implements [AcquisitionInterface](#).

The documentation for this class was generated from the following file:

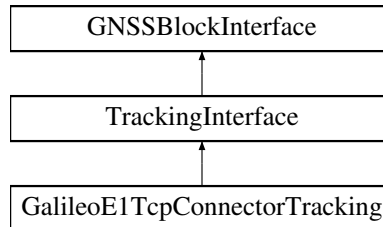
- [galileo_e1_pcps_tong_ambiguous_acquisition.h](#)

10.119 GalileoE1TcpConnectorTracking Class Reference

This class implements a code DLL + carrier PLL tracking loop.

```
#include <galileo_e1_tcp_connector_tracking.h>
```

Inheritance diagram for GalileoE1TcpConnectorTracking:



Public Member Functions

- **GalileoE1TcpConnectorTracking** (const [ConfigurationInterface](#) *configuration, const std::string &role, unsigned int in_streams, unsigned int out_streams)
- std::string **role** () override
- std::string **implementation** () override
Returns "Galileo_E1_TCP_CONNECTOR_Tracking".
- size_t **item_size** () override
- void **connect** (gr::top_block_sptr top_block) override
- void **disconnect** (gr::top_block_sptr top_block) override
- gr::basic_block_sptr **get_left_block** () override
- gr::basic_block_sptr **get_right_block** () override
- void **set_channel** (unsigned int channel) override
Set tracking channel unique ID.
- void **set_gnss_synchro** ([Gnss_Synchro](#) *p_gnss_synchro) override
Set acquisition/tracking common [Gnss_Synchro](#) object pointer to efficiently exchange synchronization data between acquisition and tracking blocks.
- void **start_tracking** () override
- void **stop_tracking** () override
Stop running tracking.

10.119.1 Detailed Description

This class implements a code DLL + carrier PLL tracking loop.

Definition at line 43 of file galileo_e1_tcp_connector_tracking.h.

10.119.2 Member Function Documentation

10.119.2.1 implementation()

```
std::string GalileoE1TcpConnectorTracking::implementation ( ) [inline], [override], [virtual]
```

Returns "Galileo_E1_TCP_CONNECTOR_Tracking".

Implements [GNSSBlockInterface](#).

Definition at line 60 of file `galileo_e1_tcp_connector_tracking.h`.

10.119.2.2 set_channel()

```
void GalileoE1TcpConnectorTracking::set_channel (
    unsigned int channel ) [override], [virtual]
```

Set tracking channel unique ID.

Implements [TrackingInterface](#).

10.119.2.3 set_gnss_synchro()

```
void GalileoE1TcpConnectorTracking::set_gnss_synchro (
    Gnss_Synchro * p_gnss_synchro ) [override], [virtual]
```

Set acquisition/tracking common [Gnss_Synchro](#) object pointer to efficiently exchange synchronization data between acquisition and tracking blocks.

Implements [TrackingInterface](#).

10.119.2.4 stop_tracking()

```
void GalileoE1TcpConnectorTracking::stop_tracking ( ) [override], [virtual]
```

Stop running tracking.

Implements [TrackingInterface](#).

The documentation for this class was generated from the following file:

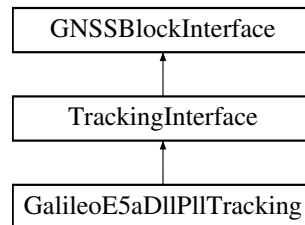
- [galileo_e1_tcp_connector_tracking.h](#)

10.120 GalileoE5aDIPIITracking Class Reference

This class implements a code DLL + carrier PLL tracking loop.

```
#include <galileo_e5a_dll_pll_tracking.h>
```

Inheritance diagram for GalileoE5aDIPIITracking:



Public Member Functions

- **GalileoE5aDIPIITracking** (const [ConfigurationInterface](#) *configuration, const std::string &role, unsigned int in_streams, unsigned int out_streams)
- std::string **role** () override
- std::string **implementation** () override
Returns "Galileo_E5a_DLL_PLL_Tracking".
- size_t **item_size** () override
- void **connect** (gr::top_block_sptr top_block) override
- void **disconnect** (gr::top_block_sptr top_block) override
- gr::basic_block_sptr **get_left_block** () override
- gr::basic_block_sptr **get_right_block** () override
- void **set_channel** (unsigned int channel) override
Set tracking channel unique ID.
- void **set_gnss_synchro** ([Gnss_Synchro](#) *p_gnss_synchro) override
Set acquisition/tracking common [Gnss_Synchro](#) object pointer to efficiently exchange synchronization data between acquisition and tracking blocks.
- void **start_tracking** () override
- void **stop_tracking** () override
Stop running tracking.

10.120.1 Detailed Description

This class implements a code DLL + carrier PLL tracking loop.

Definition at line 41 of file galileo_e5a_dll_pll_tracking.h.

10.120.2 Member Function Documentation

10.120.2.1 implementation()

```
std::string GalileoE5aD11P11Tracking::implementation ( ) [inline], [override], [virtual]
```

Returns "Galileo_E5a_DLL_PLL_Tracking".

Implements [GNSSBlockInterface](#).

Definition at line 58 of file `galileo_e5a_dll_pll_tracking.h`.

10.120.2.2 set_channel()

```
void GalileoE5aD11P11Tracking::set_channel (
    unsigned int channel ) [override], [virtual]
```

Set tracking channel unique ID.

Implements [TrackingInterface](#).

10.120.2.3 set_gnss_synchro()

```
void GalileoE5aD11P11Tracking::set_gnss_synchro (
    Gnss_Synchro * p_gnss_synchro ) [override], [virtual]
```

Set acquisition/tracking common [Gnss_Synchro](#) object pointer to efficiently exchange synchronization data between acquisition and tracking blocks.

Implements [TrackingInterface](#).

10.120.2.4 stop_tracking()

```
void GalileoE5aD11P11Tracking::stop_tracking ( ) [override], [virtual]
```

Stop running tracking.

Implements [TrackingInterface](#).

The documentation for this class was generated from the following file:

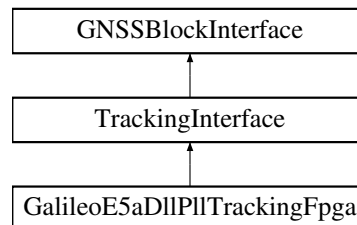
- [galileo_e5a_dll_pll_tracking.h](#)

10.121 GalileoE5aDIIPllTrackingFpga Class Reference

This class implements a code DLL + carrier PLL tracking loop.

```
#include <galileo_e5a_dll_pll_tracking_fpga.h>
```

Inheritance diagram for GalileoE5aDIIPllTrackingFpga:



Public Member Functions

- [GalileoE5aDIIPllTrackingFpga](#) (const [ConfigurationInterface](#) *configuration, const std::string &role, unsigned int in_streams, unsigned int out_streams)
Constructor.
- virtual [~GalileoE5aDIIPllTrackingFpga](#) ()
Destructor.
- std::string [role](#) () override
Role.
- std::string [implementation](#) () override
Returns "Galileo_E5a_DLL_PLL_Tracking_Fpga".
- size_t [item_size](#) () override
Returns size of lv_16sc_t.
- void [connect](#) (gr::top_block_sptr top_block) override
Connect.
- void [disconnect](#) (gr::top_block_sptr top_block) override
Disconnect.
- gr::basic_block_sptr [get_left_block](#) () override
Get left block.
- gr::basic_block_sptr [get_right_block](#) () override
Get right block.
- void [set_channel](#) (unsigned int channel) override
Set tracking channel unique ID.
- void [set_gnss_synchro](#) ([Gnss_Synchro](#) *p_gnss_synchro) override
Set acquisition/tracking common [Gnss_Synchro](#) object pointer to efficiently exchange synchronization data between acquisition and tracking blocks.
- void [start_tracking](#) () override
Start the tracking process in the FPGA.
- void [stop_tracking](#) () override
Stop the tracking process in the FPGA.

10.121.1 Detailed Description

This class implements a code DLL + carrier PLL tracking loop.

Definition at line 36 of file galileo_e5a_dll_pll_tracking_fpga.h.

10.121.2 Constructor & Destructor Documentation

10.121.2.1 GalileoE5aDlIPllTrackingFpga()

```
GalileoE5aDlIPllTrackingFpga::GalileoE5aDlIPllTrackingFpga (
    const ConfigurationInterface * configuration,
    const std::string & role,
    unsigned int in_streams,
    unsigned int out_streams )
```

Constructor.

10.121.2.2 ~GalileoE5aDlIPllTrackingFpga()

```
virtual GalileoE5aDlIPllTrackingFpga::~~GalileoE5aDlIPllTrackingFpga ( ) [virtual]
```

Destructor.

10.121.3 Member Function Documentation

10.121.3.1 connect()

```
void GalileoE5aDlIPllTrackingFpga::connect (
    gr::top_block_sptr top_block ) [override], [virtual]
```

Connect.

Implements [GNSSBlockInterface](#).

10.121.3.2 disconnect()

```
void GalileoE5aDlIPllTrackingFpga::disconnect (
    gr::top_block_sptr top_block ) [override], [virtual]
```

Disconnect.

Implements [GNSSBlockInterface](#).

10.121.3.3 `get_left_block()`

```
gr::basic_block_sptr GalileoE5aDllPllTrackingFpga::get_left_block ( ) [override], [virtual]
```

Get left block.

Implements [GNSSBlockInterface](#).

10.121.3.4 `get_right_block()`

```
gr::basic_block_sptr GalileoE5aDllPllTrackingFpga::get_right_block ( ) [override], [virtual]
```

Get right block.

Implements [GNSSBlockInterface](#).

10.121.3.5 `implementation()`

```
std::string GalileoE5aDllPllTrackingFpga::implementation ( ) [inline], [override], [virtual]
```

Returns "Galileo_E5a_DLL_PLL_Tracking_Fpga".

Implements [GNSSBlockInterface](#).

Definition at line 64 of file `galileo_e5a_dll_pll_tracking_fpga.h`.

10.121.3.6 `item_size()`

```
size_t GalileoE5aDllPllTrackingFpga::item_size ( ) [inline], [override], [virtual]
```

Returns size of `lv_16sc_t`.

Implements [GNSSBlockInterface](#).

Definition at line 72 of file `galileo_e5a_dll_pll_tracking_fpga.h`.

10.121.3.7 `role()`

```
std::string GalileoE5aDllPllTrackingFpga::role ( ) [inline], [override], [virtual]
```

Role.

Implements [GNSSBlockInterface](#).

Definition at line 56 of file `galileo_e5a_dll_pll_tracking_fpga.h`.

10.121.3.8 set_channel()

```
void GalileoE5aDllPllTrackingFpga::set_channel (
    unsigned int channel ) [override], [virtual]
```

Set tracking channel unique ID.

Implements [TrackingInterface](#).

10.121.3.9 set_gnss_synchro()

```
void GalileoE5aDllPllTrackingFpga::set_gnss_synchro (
    Gnss_Synchro * p_gnss_synchro ) [override], [virtual]
```

Set acquisition/tracking common [Gnss_Synchro](#) object pointer to efficiently exchange synchronization data between acquisition and tracking blocks.

Implements [TrackingInterface](#).

10.121.3.10 start_tracking()

```
void GalileoE5aDllPllTrackingFpga::start_tracking ( ) [override], [virtual]
```

Start the tracking process in the FPGA.

Implements [TrackingInterface](#).

10.121.3.11 stop_tracking()

```
void GalileoE5aDllPllTrackingFpga::stop_tracking ( ) [override], [virtual]
```

Stop the tracking process in the FPGA.

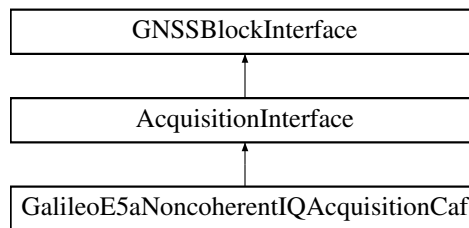
Implements [TrackingInterface](#).

The documentation for this class was generated from the following file:

- [galileo_e5a_dll_pll_tracking_fpga.h](#)

10.122 GalileoE5aNoncoherentIQAcquisitionCaf Class Reference

Inheritance diagram for GalileoE5aNoncoherentIQAcquisitionCaf:



Public Member Functions

- **GalileoE5aNoncoherentIQAcquisitionCaf** (const [ConfigurationInterface](#) *configuration, const std::string &role, unsigned int in_streams, unsigned int out_streams)
- std::string **role** () override
- std::string **implementation** () override
 - Returns "Galileo_E5a_Noncoherent_IQ_Acquisition_CAF".*
- size_t **item_size** () override
- void **connect** (gr::top_block_sptr top_block) override
- void **disconnect** (gr::top_block_sptr top_block) override
- gr::basic_block_sptr **get_left_block** () override
- gr::basic_block_sptr **get_right_block** () override
- void **set_gnss_synchro** ([Gnss_Synchro](#) *p_gnss_synchro) override
 - Set acquisition/tracking common [Gnss_Synchro](#) object pointer to efficiently exchange synchronization data between acquisition and tracking blocks.*
- void **set_channel** (unsigned int channel) override
 - Set acquisition channel unique ID.*
- void **set_channel_fsm** (std::weak_ptr< [ChannelFsm](#) > channel_fsm) override
 - Set channel fsm associated to this acquisition instance.*
- void **set_threshold** (float threshold) override
 - Set statistics threshold of PCPS algorithm.*
- void **set_doppler_max** (unsigned int doppler_max) override
 - Set maximum Doppler off grid search.*
- void **set_doppler_step** (unsigned int doppler_step) override
 - Set Doppler steps for the grid search.*
- void **init** () override
 - Initializes acquisition algorithm.*
- void **set_local_code** () override
 - Sets local Galileo E5a code for PCPS acquisition algorithm.*
- signed int **mag** () override
 - Returns the maximum peak of grid search.*
- void **reset** () override
 - Restart acquisition algorithm.*
- void **set_state** (int state) override
 - If set to 1, ensures that acquisition starts at the first available sample.*
- void **stop_acquisition** () override
 - Stop running acquisition.*
- void **set_resampler_latency** (uint32_t latency_samples __attribute__((unused))) override

10.122.1 Detailed Description

Definition at line 42 of file galileo_e5a_noncoherent_iq_acquisition_caf.h.

10.122.2 Member Function Documentation

10.122.2.1 implementation()

```
std::string GalileoE5aNoncoherentIQAcquisitionCaf::implementation ( ) [inline], [override], [virtual]
```

Returns "Galileo_E5a_Noncoherent_IQ_Acquisition_CAF".

Implements [GNSSBlockInterface](#).

Definition at line 60 of file galileo_e5a_noncoherent_iq_acquisition_caf.h.

10.122.2.2 init()

```
void GalileoE5aNoncoherentIQAcquisitionCaf::init ( ) [override], [virtual]
```

Initializes acquisition algorithm.

Implements [AcquisitionInterface](#).

10.122.2.3 mag()

```
signed int GalileoE5aNoncoherentIQAcquisitionCaf::mag ( ) [override], [virtual]
```

Returns the maximum peak of grid search.

Implements [AcquisitionInterface](#).

10.122.2.4 reset()

```
void GalileoE5aNoncoherentIQAcquisitionCaf::reset ( ) [override], [virtual]
```

Restart acquisition algorithm.

Implements [AcquisitionInterface](#).

10.122.2.5 `set_channel()`

```
void GalileoE5aNoncoherentIQAcquisitionCaf::set_channel (
    unsigned int channel ) [inline], [override], [virtual]
```

Set acquisition channel unique ID.

Implements [AcquisitionInterface](#).

Definition at line 85 of file `galileo_e5a_noncoherent_iq_acquisition_caf.h`.

10.122.2.6 `set_channel_fsm()`

```
void GalileoE5aNoncoherentIQAcquisitionCaf::set_channel_fsm (
    std::weak_ptr< ChannelFsm > channel_fsm ) [inline], [override], [virtual]
```

Set channel fsm associated to this acquisition instance.

Implements [AcquisitionInterface](#).

Definition at line 94 of file `galileo_e5a_noncoherent_iq_acquisition_caf.h`.

10.122.2.7 `set_doppler_max()`

```
void GalileoE5aNoncoherentIQAcquisitionCaf::set_doppler_max (
    unsigned int doppler_max ) [override], [virtual]
```

Set maximum Doppler off grid search.

Implements [AcquisitionInterface](#).

10.122.2.8 `set_doppler_step()`

```
void GalileoE5aNoncoherentIQAcquisitionCaf::set_doppler_step (
    unsigned int doppler_step ) [override], [virtual]
```

Set Doppler steps for the grid search.

Implements [AcquisitionInterface](#).

10.122.2.9 set_gnss_synchro()

```
void GalileoE5aNoncoherentIQAcquisitionCaf::set_gnss_synchro (
    Gnss_Synchro * p_gnss_synchro ) [override], [virtual]
```

Set acquisition/tracking common [Gnss_Synchro](#) object pointer to efficiently exchange synchronization data between acquisition and tracking blocks.

Implements [AcquisitionInterface](#).

10.122.2.10 set_local_code()

```
void GalileoE5aNoncoherentIQAcquisitionCaf::set_local_code ( ) [override], [virtual]
```

Sets local Galileo E5a code for PCPS acquisition algorithm.

Implements [AcquisitionInterface](#).

10.122.2.11 set_state()

```
void GalileoE5aNoncoherentIQAcquisitionCaf::set_state (
    int state ) [override], [virtual]
```

If set to 1, ensures that acquisition starts at the first available sample.

Parameters

<i>state</i>	- int=1 forces start of acquisition
--------------	-------------------------------------

Implements [AcquisitionInterface](#).

10.122.2.12 set_threshold()

```
void GalileoE5aNoncoherentIQAcquisitionCaf::set_threshold (
    float threshold ) [override], [virtual]
```

Set statistics threshold of PCPS algorithm.

Implements [AcquisitionInterface](#).

10.122.2.13 stop_acquisition()

```
void GalileoE5aNoncoherentIQAcquisitionCaf::stop_acquisition ( ) [override], [virtual]
```

Stop running acquisition.

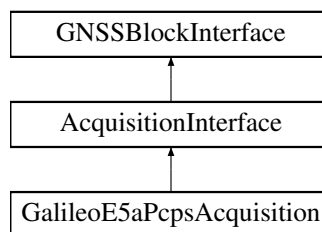
Implements [AcquisitionInterface](#).

The documentation for this class was generated from the following file:

- [galileo_e5a_noncoherent_iq_acquisition_caf.h](#)

10.123 GalileoE5aPcpsAcquisition Class Reference

Inheritance diagram for GalileoE5aPcpsAcquisition:



Public Member Functions

- **GalileoE5aPcpsAcquisition** (const [ConfigurationInterface](#) *configuration, const std::string &role, unsigned int in_streams, unsigned int out_streams)
- std::string **role** () override
- std::string **implementation** () override
- size_t **item_size** () override
- void **connect** (gr::top_block_sptr top_block) override
- void **disconnect** (gr::top_block_sptr top_block) override
- gr::basic_block_sptr **get_left_block** () override
- gr::basic_block_sptr **get_right_block** () override
- void **set_gnss_synchro** ([Gnss_Synchro](#) *p_gnss_synchro) override
Set acquisition/tracking common [Gnss_Synchro](#) object pointer to efficiently exchange synchronization data between acquisition and tracking blocks.
- void **set_channel** (unsigned int channel) override
Set acquisition channel unique ID.
- void **set_channel_fsm** (std::weak_ptr< [ChannelFsm](#) > channel_fsm) override
Set channel fsm associated to this acquisition instance.
- void **set_threshold** (float threshold) override
Set statistics threshold of PCPS algorithm.
- void **set_doppler_max** (unsigned int doppler_max) override
Set maximum Doppler off grid search.
- void **set_doppler_step** (unsigned int doppler_step) override
Set Doppler steps for the grid search.
- void **set_doppler_center** (int doppler_center) override
Set Doppler center for the grid search.

- void [init](#) () override
Initializes acquisition algorithm.
- void [set_local_code](#) () override
Sets local Galileo E5a code for PCPS acquisition algorithm.
- signed int [mag](#) () override
Returns the maximum peak of grid search.
- void [reset](#) () override
Restart acquisition algorithm.
- void [set_state](#) (int state) override
If set to 1, ensures that acquisition starts at the first available sample.
- void [stop_acquisition](#) () override
Stop running acquisition.
- void [set_resampler_latency](#) (uint32_t latency_samples) override
Sets the resampler latency to account it in the acquisition code delay estimation.

10.123.1 Detailed Description

Definition at line 37 of file `galileo_e5a_pcps_acquisition.h`.

10.123.2 Member Function Documentation

10.123.2.1 `init()`

```
void GalileoE5aPcpsAcquisition::init ( ) [override], [virtual]
```

Initializes acquisition algorithm.

Implements [AcquisitionInterface](#).

10.123.2.2 `mag()`

```
signed int GalileoE5aPcpsAcquisition::mag ( ) [override], [virtual]
```

Returns the maximum peak of grid search.

Implements [AcquisitionInterface](#).

10.123.2.3 reset()

```
void GalileoE5aPcpsAcquisition::reset ( ) [override], [virtual]
```

Restart acquisition algorithm.

Implements [AcquisitionInterface](#).

10.123.2.4 set_channel()

```
void GalileoE5aPcpsAcquisition::set_channel (
    unsigned int channel ) [inline], [override], [virtual]
```

Set acquisition channel unique ID.

Implements [AcquisitionInterface](#).

Definition at line 78 of file `galileo_e5a_pcps_acquisition.h`.

10.123.2.5 set_channel_fsm()

```
void GalileoE5aPcpsAcquisition::set_channel_fsm (
    std::weak_ptr< ChannelFsm > channel_fsm ) [inline], [override], [virtual]
```

Set channel fsm associated to this acquisition instance.

Implements [AcquisitionInterface](#).

Definition at line 87 of file `galileo_e5a_pcps_acquisition.h`.

10.123.2.6 set_doppler_center()

```
void GalileoE5aPcpsAcquisition::set_doppler_center (
    int doppler_center ) [override]
```

Set Doppler center for the grid search.

10.123.2.7 set_doppler_max()

```
void GalileoE5aPcpsAcquisition::set_doppler_max (
    unsigned int doppler_max ) [override], [virtual]
```

Set maximum Doppler off grid search.

Implements [AcquisitionInterface](#).

10.123.2.8 set_doppler_step()

```
void GalileoE5aPcpsAcquisition::set_doppler_step (
    unsigned int doppler_step ) [override], [virtual]
```

Set Doppler steps for the grid search.

Implements [AcquisitionInterface](#).

10.123.2.9 set_gnss_synchro()

```
void GalileoE5aPcpsAcquisition::set_gnss_synchro (
    Gnss_Synchro * p_gnss_synchro ) [override], [virtual]
```

Set acquisition/tracking common [Gnss_Synchro](#) object pointer to efficiently exchange synchronization data between acquisition and tracking blocks.

Implements [AcquisitionInterface](#).

10.123.2.10 set_local_code()

```
void GalileoE5aPcpsAcquisition::set_local_code ( ) [override], [virtual]
```

Sets local Galileo E5a code for PCPS acquisition algorithm.

Implements [AcquisitionInterface](#).

10.123.2.11 set_resampler_latency()

```
void GalileoE5aPcpsAcquisition::set_resampler_latency (
    uint32_t latency_samples ) [override], [virtual]
```

Sets the resampler latency to account it in the acquisition code delay estimation.

Implements [AcquisitionInterface](#).

10.123.2.12 set_state()

```
void GalileoE5aPcpsAcquisition::set_state (
    int state ) [override], [virtual]
```

If set to 1, ensures that acquisition starts at the first available sample.

Parameters

<i>state</i>	- int=1 forces start of acquisition
--------------	-------------------------------------

Implements [AcquisitionInterface](#).

10.123.2.13 `set_threshold()`

```
void GalileoE5aPcpsAcquisition::set_threshold (
    float threshold ) [override], [virtual]
```

Set statistics threshold of PCPS algorithm.

Implements [AcquisitionInterface](#).

10.123.2.14 `stop_acquisition()`

```
void GalileoE5aPcpsAcquisition::stop_acquisition ( ) [override], [virtual]
```

Stop running acquisition.

Implements [AcquisitionInterface](#).

The documentation for this class was generated from the following file:

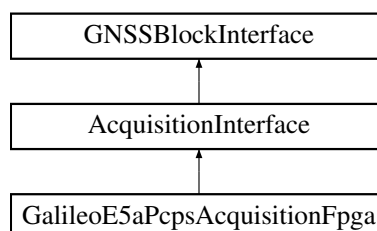
- [galileo_e5a_pcps_acquisition.h](#)

10.124 GalileoE5aPcpsAcquisitionFpga Class Reference

This class adapts a PCPS acquisition block off-loaded on an FPGA to an [AcquisitionInterface](#) for Galileo E5a signals.

```
#include <galileo_e5a_pcps_acquisition_fpga.h>
```

Inheritance diagram for GalileoE5aPcpsAcquisitionFpga:



Public Member Functions

- [GalileoE5aPcpsAcquisitionFpga](#) (const [ConfigurationInterface](#) *configuration, const std::string &role, unsigned int in_streams, unsigned int out_streams)
Constructor.
- [~GalileoE5aPcpsAcquisitionFpga](#) ()=default
Destructor.
- std::string [role](#) () override
Role.
- std::string [implementation](#) () override
Returns "Galileo_E5a_Pcps_Acquisition_Fpga".
- size_t [item_size](#) () override
Returns size of lv_16sc_t.
- void [connect](#) (gr::top_block_sptr top_block) override
Connect.
- void [disconnect](#) (gr::top_block_sptr top_block) override
Disconnect.
- gr::basic_block_sptr [get_left_block](#) () override
Get left block.
- gr::basic_block_sptr [get_right_block](#) () override
Get right block.
- void [set_gnss_synchro](#) ([Gnss_Synchro](#) *p_gnss_synchro) override
Set acquisition/tracking common Gnss_Synchro object pointer to efficiently exchange synchronization data between acquisition and tracking blocks.
- void [set_channel](#) (unsigned int channel) override
Set acquisition channel unique ID.
- void [set_channel_fsm](#) (std::weak_ptr< [ChannelFsm](#) > channel_fsm) override
Set channel fsm associated to this acquisition instance.
- void [set_threshold](#) (float threshold) override
Set statistics threshold of PCPS algorithm.
- void [set_doppler_max](#) (unsigned int doppler_max) override
Set maximum Doppler off grid search.
- void [set_doppler_step](#) (unsigned int doppler_step) override
Set Doppler steps for the grid search.
- void [set_doppler_center](#) (int doppler_center) override
Set Doppler center for the grid search.
- void [init](#) () override
Initializes acquisition algorithm.
- void [set_local_code](#) () override
Sets local Galileo E5a code for PCPS acquisition algorithm.
- signed int [mag](#) () override
Returns the maximum peak of grid search.
- void [reset](#) () override
Restart acquisition algorithm.
- void [set_state](#) (int state) override
If set to 1, ensures that acquisition starts at the first available sample.
- void [set_single_doppler_flag](#) (unsigned int single_doppler_flag)
This function is only used in the unit tests.
- void [stop_acquisition](#) () override
Stop running acquisition.
- void [set_resampler_latency](#) (uint32_t latency_samples __attribute__((unused))) override
Set resampler latency.

10.124.1 Detailed Description

This class adapts a PCPS acquisition block off-loaded on an FPGA to an [AcquisitionInterface](#) for Galileo E5a signals.

Definition at line 42 of file `galileo_e5a_pcps_acquisition_fpga.h`.

10.124.2 Constructor & Destructor Documentation

10.124.2.1 GalileoE5aPcpsAcquisitionFpga()

```
GalileoE5aPcpsAcquisitionFpga::GalileoE5aPcpsAcquisitionFpga (
    const ConfigurationInterface * configuration,
    const std::string & role,
    unsigned int in_streams,
    unsigned int out_streams )
```

Constructor.

10.124.2.2 ~GalileoE5aPcpsAcquisitionFpga()

```
GalileoE5aPcpsAcquisitionFpga::~GalileoE5aPcpsAcquisitionFpga ( ) [default]
```

Destructor.

10.124.3 Member Function Documentation

10.124.3.1 connect()

```
void GalileoE5aPcpsAcquisitionFpga::connect (
    gr::top_block_sptr top_block ) [override], [virtual]
```

Connect.

Implements [GNSSBlockInterface](#).

10.124.3.2 disconnect()

```
void GalileoE5aPcpsAcquisitionFpga::disconnect (
    gr::top_block_sptr top_block ) [override], [virtual]
```

Disconnect.

Implements [GNSSBlockInterface](#).

10.124.3.3 get_left_block()

```
gr::basic_block_sptr GalileoE5aPcpsAcquisitionFpga::get_left_block ( ) [override], [virtual]
```

Get left block.

Implements [GNSSBlockInterface](#).

10.124.3.4 get_right_block()

```
gr::basic_block_sptr GalileoE5aPcpsAcquisitionFpga::get_right_block ( ) [override], [virtual]
```

Get right block.

Implements [GNSSBlockInterface](#).

10.124.3.5 implementation()

```
std::string GalileoE5aPcpsAcquisitionFpga::implementation ( ) [inline], [override], [virtual]
```

Returns "Galileo_E5a_Pcps_Acquisition_Fpga".

Implements [GNSSBlockInterface](#).

Definition at line 70 of file `galileo_e5a_pcps_acquisition_fpga.h`.

10.124.3.6 init()

```
void GalileoE5aPcpsAcquisitionFpga::init ( ) [override], [virtual]
```

Initializes acquisition algorithm.

Implements [AcquisitionInterface](#).

10.124.3.7 item_size()

```
size_t GalileoE5aPcpsAcquisitionFpga::item_size ( ) [inline], [override], [virtual]
```

Returns size of lv_16sc_t.

Implements [GNSSBlockInterface](#).

Definition at line 78 of file galileo_e5a_pcps_acquisition_fpga.h.

10.124.3.8 mag()

```
signed int GalileoE5aPcpsAcquisitionFpga::mag ( ) [override], [virtual]
```

Returns the maximum peak of grid search.

Implements [AcquisitionInterface](#).

10.124.3.9 reset()

```
void GalileoE5aPcpsAcquisitionFpga::reset ( ) [override], [virtual]
```

Restart acquisition algorithm.

Implements [AcquisitionInterface](#).

10.124.3.10 role()

```
std::string GalileoE5aPcpsAcquisitionFpga::role ( ) [inline], [override], [virtual]
```

Role.

Implements [GNSSBlockInterface](#).

Definition at line 62 of file galileo_e5a_pcps_acquisition_fpga.h.

10.124.3.11 set_channel()

```
void GalileoE5aPcpsAcquisitionFpga::set_channel (
    unsigned int channel ) [inline], [override], [virtual]
```

Set acquisition channel unique ID.

Implements [AcquisitionInterface](#).

Definition at line 113 of file galileo_e5a_pcps_acquisition_fpga.h.

10.124.3.12 set_channel_fsm()

```
void GalileoE5aPcpsAcquisitionFpga::set_channel_fsm (
    std::weak_ptr< ChannelFsm > channel_fsm ) [inline], [override], [virtual]
```

Set channel fsm associated to this acquisition instance.

Implements [AcquisitionInterface](#).

Definition at line 122 of file galileo_e5a_pcps_acquisition_fpga.h.

10.124.3.13 set_doppler_center()

```
void GalileoE5aPcpsAcquisitionFpga::set_doppler_center (
    int doppler_center ) [override]
```

Set Doppler center for the grid search.

10.124.3.14 set_doppler_max()

```
void GalileoE5aPcpsAcquisitionFpga::set_doppler_max (
    unsigned int doppler_max ) [override], [virtual]
```

Set maximum Doppler off grid search.

Implements [AcquisitionInterface](#).

10.124.3.15 set_doppler_step()

```
void GalileoE5aPcpsAcquisitionFpga::set_doppler_step (
    unsigned int doppler_step ) [override], [virtual]
```

Set Doppler steps for the grid search.

Implements [AcquisitionInterface](#).

10.124.3.16 set_gnss_synchro()

```
void GalileoE5aPcpsAcquisitionFpga::set_gnss_synchro (
    Gnss_Synchro * p_gnss_synchro ) [override], [virtual]
```

Set acquisition/tracking common [Gnss_Synchro](#) object pointer to efficiently exchange synchronization data between acquisition and tracking blocks.

Implements [AcquisitionInterface](#).

10.124.3.17 set_local_code()

```
void GalileoE5aPcpsAcquisitionFpga::set_local_code ( ) [override], [virtual]
```

Sets local Galileo E5a code for PCPS acquisition algorithm.

Implements [AcquisitionInterface](#).

10.124.3.18 set_resampler_latency()

```
void GalileoE5aPcpsAcquisitionFpga::set_resampler_latency (
    uint32_t latency_samples __attribute__((unused)) ) [inline], [override]
```

Set resampler latency.

Definition at line 188 of file `galileo_e5a_pcps_acquisition_fpga.h`.

10.124.3.19 set_single_doppler_flag()

```
void GalileoE5aPcpsAcquisitionFpga::set_single_doppler_flag (
    unsigned int single_doppler_flag )
```

This function is only used in the unit tests.

10.124.3.20 set_state()

```
void GalileoE5aPcpsAcquisitionFpga::set_state (
    int state ) [override], [virtual]
```

If set to 1, ensures that acquisition starts at the first available sample.

Parameters

<i>state</i>	- int=1 forces start of acquisition
--------------	-------------------------------------

Implements [AcquisitionInterface](#).

10.124.3.21 set_threshold()

```
void GalileoE5aPcpsAcquisitionFpga::set_threshold (
    float threshold ) [override], [virtual]
```

Set statistics threshold of PCPS algorithm.

Implements [AcquisitionInterface](#).

10.124.3.22 stop_acquisition()

```
void GalileoE5aPcpsAcquisitionFpga::stop_acquisition ( ) [override], [virtual]
```

Stop running acquisition.

Implements [AcquisitionInterface](#).

The documentation for this class was generated from the following file:

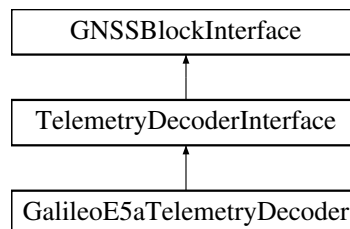
- [galileo_e5a_pcps_acquisition_fpga.h](#)

10.125 GalileoE5aTelemetryDecoder Class Reference

This class implements a NAV data decoder for Galileo INAV frames in E1B radio link.

```
#include <galileo_e5a_telemetry_decoder.h>
```

Inheritance diagram for GalileoE5aTelemetryDecoder:



Public Member Functions

- **GalileoE5aTelemetryDecoder** (const [ConfigurationInterface](#) *configuration, const std::string &role, unsigned int in_streams, unsigned int out_streams)
- void **connect** (gr::top_block_sptr top_block) override
- void **disconnect** (gr::top_block_sptr top_block) override
- gr::basic_block_sptr **get_left_block** () override
- gr::basic_block_sptr **get_right_block** () override
- void **set_satellite** (const [Gnss_Satellite](#) &satellite) override
- std::string **role** () override
- std::string **implementation** () override
 - Returns "Galileo_E5a_Telemetry_Decoder".*
- void **set_channel** (int channel) override
- void **reset** () override
- size_t **item_size** () override

10.125.1 Detailed Description

This class implements a NAV data decoder for Galileo INAV frames in E1B radio link.

Definition at line 46 of file `galileo_e5a_telemetry_decoder.h`.

10.125.2 Member Function Documentation

10.125.2.1 `implementation()`

```
std::string GalileoE5aTelemetryDecoder::implementation ( ) [inline], [override], [virtual]
```

Returns "Galileo_E5a_Telemetry_Decoder".

Implements [GNSSBlockInterface](#).

Definition at line 70 of file `galileo_e5a_telemetry_decoder.h`.

The documentation for this class was generated from the following file:

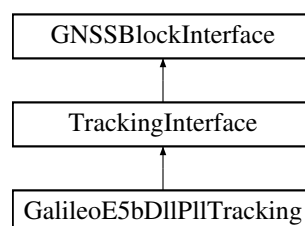
- [galileo_e5a_telemetry_decoder.h](#)

10.126 GalileoE5bDIIPIITracking Class Reference

This class implements a code DLL + carrier PLL tracking loop.

```
#include <galileo_e5b_dll_pll_tracking.h>
```

Inheritance diagram for GalileoE5bDIIPIITracking:



Public Member Functions

- **GalileoE5bDIIPIITracking** (const [ConfigurationInterface](#) *configuration, const std::string &role, unsigned int in_streams, unsigned int out_streams)
- std::string **role** () override
- std::string **implementation** () override

Returns "Galileo_E5b_DLL_PLL_Tracking".
- size_t **item_size** () override
- void **connect** (gr::top_block_sptr top_block) override

Connect.
- void **disconnect** (gr::top_block_sptr top_block) override

Disconnect.
- gr::basic_block_sptr **get_left_block** () override

Get left block.
- gr::basic_block_sptr **get_right_block** () override

Get right block.
- void **set_channel** (unsigned int channel) override

Set tracking channel unique ID.
- void **set_gnss_synchro** ([Gnss_Synchro](#) *p_gnss_synchro) override

Set acquisition/tracking common [Gnss_Synchro](#) object pointer to efficiently exchange synchronization data between acquisition and tracking blocks.
- void **start_tracking** () override
- void **stop_tracking** () override

Stop running tracking.

10.126.1 Detailed Description

This class implements a code DLL + carrier PLL tracking loop.

Definition at line 42 of file `galileo_e5b_dll_pll_tracking.h`.

10.126.2 Member Function Documentation

10.126.2.1 connect()

```
void GalileoE5bDllPllTracking::connect (
    gr::top_block_sptr top_block ) [override], [virtual]
```

Connect.

Implements [GNSSBlockInterface](#).

10.126.2.2 disconnect()

```
void GalileoE5bDllPllTracking::disconnect (
    gr::top_block_sptr top_block ) [override], [virtual]
```

Disconnect.

Implements [GNSSBlockInterface](#).

10.126.2.3 get_left_block()

```
gr::basic_block_sptr GalileoE5bDllPllTracking::get_left_block ( ) [override], [virtual]
```

Get left block.

Implements [GNSSBlockInterface](#).

10.126.2.4 get_right_block()

```
gr::basic_block_sptr GalileoE5bDllPllTracking::get_right_block ( ) [override], [virtual]
```

Get right block.

Implements [GNSSBlockInterface](#).

10.126.2.5 implementation()

```
std::string GalileoE5bDllPllTracking::implementation ( ) [inline], [override], [virtual]
```

Returns "Galileo_E5b_DLL_PLL_Tracking".

Implements [GNSSBlockInterface](#).

Definition at line 59 of file `galileo_e5b_dll_pll_tracking.h`.

10.126.2.6 set_channel()

```
void GalileoE5bDllPllTracking::set_channel (
    unsigned int channel ) [override], [virtual]
```

Set tracking channel unique ID.

Implements [TrackingInterface](#).

10.126.2.7 `set_gnss_synchro()`

```
void GalileoE5bDllPllTracking::set_gnss_synchro (
    Gnss_Synchro * p_gnss_synchro ) [override], [virtual]
```

Set acquisition/tracking common [Gnss_Synchro](#) object pointer to efficiently exchange synchronization data between acquisition and tracking blocks.

Implements [TrackingInterface](#).

10.126.2.8 `stop_tracking()`

```
void GalileoE5bDllPllTracking::stop_tracking ( ) [override], [virtual]
```

Stop running tracking.

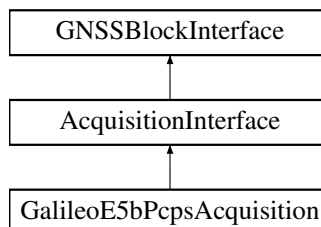
Implements [TrackingInterface](#).

The documentation for this class was generated from the following file:

- [galileo_e5b_dll_pll_tracking.h](#)

10.127 GalileoE5bPcpsAcquisition Class Reference

Inheritance diagram for GalileoE5bPcpsAcquisition:



Public Member Functions

- [GalileoE5bPcpsAcquisition](#) (const [ConfigurationInterface](#) *configuration, const std::string &role, unsigned int in_streams, unsigned int out_streams)
Constructor.
- [~GalileoE5bPcpsAcquisition](#) ()=default
Destructor.
- std::string [role](#) () override
Role.
- std::string [implementation](#) () override
Returns "GALILEO_E5b_PCPS_Acquisition".
- size_t [item_size](#) () override
Returns size of lv_16sc_t.

- void [connect](#) (gr::top_block_sptr top_block) override
Connect.
- void [disconnect](#) (gr::top_block_sptr top_block) override
Disconnect.
- gr::basic_block_sptr [get_left_block](#) () override
Get left block.
- gr::basic_block_sptr [get_right_block](#) () override
Get right block.
- void [set_gnss_synchro](#) (Gnss_Synchro *p_gnss_synchro) override
Set acquisition/tracking common [Gnss_Synchro](#) object pointer to efficiently exchange synchronization data between acquisition and tracking blocks.
- void [set_channel](#) (unsigned int channel) override
Set acquisition channel unique ID.
- void [set_channel_fsm](#) (std::weak_ptr< [ChannelFsm](#) > channel_fsm) override
Set channel fsm associated to this acquisition instance.
- void [set_threshold](#) (float threshold) override
Set statistics threshold of PCPS algorithm.
- void [set_doppler_max](#) (unsigned int doppler_max) override
Set maximum Doppler off grid search.
- void [set_doppler_step](#) (unsigned int doppler_step) override
Set Doppler steps for the grid search.
- void [set_doppler_center](#) (int doppler_center) override
Set Doppler center for the grid search.
- void [init](#) () override
Initializes acquisition algorithm.
- void [set_local_code](#) () override
Sets local Galileo E5b code for PCPS acquisition algorithm.
- signed int [mag](#) () override
Returns the maximum peak of grid search.
- void [reset](#) () override
Restart acquisition algorithm.
- void [set_state](#) (int state) override
If set to 1, ensures that acquisition starts at the first available sample.
- void [stop_acquisition](#) () override
Stop running acquisition.
- void [set_resampler_latency](#) (uint32_t latency_samples) override
Sets the resampler latency to account it in the acquisition code delay estimation.

10.127.1 Detailed Description

Definition at line 38 of file `galileo_e5b_pcps_acquisition.h`.

10.127.2 Constructor & Destructor Documentation

10.127.2.1 GalileoE5bPcpsAcquisition()

```
GalileoE5bPcpsAcquisition::GalileoE5bPcpsAcquisition (
    const ConfigurationInterface * configuration,
    const std::string & role,
    unsigned int in_streams,
    unsigned int out_streams )
```

Constructor.

10.127.2.2 ~GalileoE5bPcpsAcquisition()

```
GalileoE5bPcpsAcquisition::~GalileoE5bPcpsAcquisition ( ) [default]
```

Destructor.

10.127.3 Member Function Documentation

10.127.3.1 connect()

```
void GalileoE5bPcpsAcquisition::connect (
    gr::top_block_sptr top_block ) [override], [virtual]
```

Connect.

Implements [GNSSBlockInterface](#).

10.127.3.2 disconnect()

```
void GalileoE5bPcpsAcquisition::disconnect (
    gr::top_block_sptr top_block ) [override], [virtual]
```

Disconnect.

Implements [GNSSBlockInterface](#).

10.127.3.3 get_left_block()

```
gr::basic_block_sptr GalileoE5bPcpsAcquisition::get_left_block ( ) [override], [virtual]
```

Get left block.

Implements [GNSSBlockInterface](#).

10.127.3.4 get_right_block()

```
gr::basic_block_sptr GalileoE5bPcpsAcquisition::get_right_block ( ) [override], [virtual]
```

Get right block.

Implements [GNSSBlockInterface](#).

10.127.3.5 implementation()

```
std::string GalileoE5bPcpsAcquisition::implementation ( ) [inline], [override], [virtual]
```

Returns "GALILEO_E5b_PCPS_Acquisition".

Implements [GNSSBlockInterface](#).

Definition at line 66 of file galileo_e5b_pcps_acquisition.h.

10.127.3.6 init()

```
void GalileoE5bPcpsAcquisition::init ( ) [override], [virtual]
```

Initializes acquisition algorithm.

Implements [AcquisitionInterface](#).

10.127.3.7 item_size()

```
size_t GalileoE5bPcpsAcquisition::item_size ( ) [inline], [override], [virtual]
```

Returns size of lv_16sc_t.

Implements [GNSSBlockInterface](#).

Definition at line 74 of file galileo_e5b_pcps_acquisition.h.

10.127.3.8 mag()

```
signed int GalileoE5bPcpsAcquisition::mag ( ) [override], [virtual]
```

Returns the maximum peak of grid search.

Implements [AcquisitionInterface](#).

10.127.3.9 reset()

```
void GalileoE5bPcpsAcquisition::reset ( ) [override], [virtual]
```

Restart acquisition algorithm.

Implements [AcquisitionInterface](#).

10.127.3.10 role()

```
std::string GalileoE5bPcpsAcquisition::role ( ) [inline], [override], [virtual]
```

Role.

Implements [GNSSBlockInterface](#).

Definition at line 57 of file `galileo_e5b_pcps_acquisition.h`.

10.127.3.11 set_channel()

```
void GalileoE5bPcpsAcquisition::set_channel (
    unsigned int channel ) [inline], [override], [virtual]
```

Set acquisition channel unique ID.

Implements [AcquisitionInterface](#).

Definition at line 109 of file `galileo_e5b_pcps_acquisition.h`.

10.127.3.12 set_channel_fsm()

```
void GalileoE5bPcpsAcquisition::set_channel_fsm (
    std::weak_ptr< ChannelFsm > channel_fsm ) [inline], [override], [virtual]
```

Set channel fsm associated to this acquisition instance.

Implements [AcquisitionInterface](#).

Definition at line 118 of file `galileo_e5b_pcps_acquisition.h`.

10.127.3.13 `set_doppler_center()`

```
void GalileoE5bPcpsAcquisition::set_doppler_center (
    int doppler_center ) [override]
```

Set Doppler center for the grid search.

10.127.3.14 `set_doppler_max()`

```
void GalileoE5bPcpsAcquisition::set_doppler_max (
    unsigned int doppler_max ) [override], [virtual]
```

Set maximum Doppler off grid search.

Implements [AcquisitionInterface](#).

10.127.3.15 `set_doppler_step()`

```
void GalileoE5bPcpsAcquisition::set_doppler_step (
    unsigned int doppler_step ) [override], [virtual]
```

Set Doppler steps for the grid search.

Implements [AcquisitionInterface](#).

10.127.3.16 `set_gnss_synchro()`

```
void GalileoE5bPcpsAcquisition::set_gnss_synchro (
    Gnss\_Synchro * p_gnss_synchro ) [override], [virtual]
```

Set acquisition/tracking common [Gnss_Synchro](#) object pointer to efficiently exchange synchronization data between acquisition and tracking blocks.

Implements [AcquisitionInterface](#).

10.127.3.17 `set_local_code()`

```
void GalileoE5bPcpsAcquisition::set_local_code ( ) [override], [virtual]
```

Sets local Galileo E5b code for PCPS acquisition algorithm.

Implements [AcquisitionInterface](#).

10.127.3.18 set_resampler_latency()

```
void GalileoE5bPcpsAcquisition::set_resampler_latency (
    uint32_t latency_samples ) [override], [virtual]
```

Sets the resampler latency to account it in the acquisition code delay estimation.

Implements [AcquisitionInterface](#).

10.127.3.19 set_state()

```
void GalileoE5bPcpsAcquisition::set_state (
    int state ) [override], [virtual]
```

If set to 1, ensures that acquisition starts at the first available sample.

Parameters

<i>state</i>	- int=1 forces start of acquisition
--------------	-------------------------------------

Implements [AcquisitionInterface](#).

10.127.3.20 set_threshold()

```
void GalileoE5bPcpsAcquisition::set_threshold (
    float threshold ) [override], [virtual]
```

Set statistics threshold of PCPS algorithm.

Implements [AcquisitionInterface](#).

10.127.3.21 stop_acquisition()

```
void GalileoE5bPcpsAcquisition::stop_acquisition ( ) [override], [virtual]
```

Stop running acquisition.

Implements [AcquisitionInterface](#).

The documentation for this class was generated from the following file:

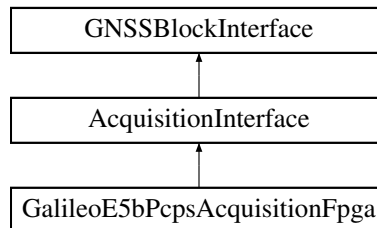
- [galileo_e5b_pcps_acquisition.h](#)

10.128 GalileoE5bPcpsAcquisitionFpga Class Reference

This class adapts a PCPS acquisition block off-loaded on an FPGA to an [AcquisitionInterface](#) for Galileo E5b signals.

```
#include <galileo_e5b_pcps_acquisition_fpga.h>
```

Inheritance diagram for GalileoE5bPcpsAcquisitionFpga:



Public Member Functions

- [GalileoE5bPcpsAcquisitionFpga](#) (const [ConfigurationInterface](#) *configuration, const std::string &role, unsigned int in_streams, unsigned int out_streams)
Constructor.
- [~GalileoE5bPcpsAcquisitionFpga](#) ()=default
Destructor.
- std::string [role](#) () override
Role.
- std::string [implementation](#) () override
Returns "Galileo_E5b_Pcps_Acquisition_Fpga".
- size_t [item_size](#) () override
Returns size of lv_16sc_t.
- void [connect](#) (gr::top_block_sptr top_block) override
Connect.
- void [disconnect](#) (gr::top_block_sptr top_block) override
Disconnect.
- gr::basic_block_sptr [get_left_block](#) () override
Get left block.
- gr::basic_block_sptr [get_right_block](#) () override
Get right block.
- void [set_gnss_synchro](#) ([Gnss_Synchro](#) *p_gnss_synchro) override
Set acquisition/tracking common Gnss_Synchro object pointer to efficiently exchange synchronization data between acquisition and tracking blocks.
- void [set_channel](#) (unsigned int channel) override
Set acquisition channel unique ID.
- void [set_channel_fsm](#) (std::weak_ptr< [ChannelFsm](#) > channel_fsm) override
Set channel fsm associated to this acquisition instance.
- void [set_threshold](#) (float threshold) override
Set statistics threshold of PCPS algorithm.
- void [set_doppler_max](#) (unsigned int doppler_max) override
Set maximum Doppler off grid search.
- void [set_doppler_step](#) (unsigned int doppler_step) override
Set Doppler steps for the grid search.

- void [set_doppler_center](#) (int doppler_center) override
Set Doppler center for the grid search.
- void [init](#) () override
Initializes acquisition algorithm.
- void [set_local_code](#) () override
Sets local Galileo E5b code for PCPS acquisition algorithm.
- signed int [mag](#) () override
Returns the maximum peak of grid search.
- void [reset](#) () override
Restart acquisition algorithm.
- void [set_state](#) (int state) override
If set to 1, ensures that acquisition starts at the first available sample.
- void [set_single_doppler_flag](#) (unsigned int single_doppler_flag)
This function is only used in the unit tests.
- void [stop_acquisition](#) () override
Stop running acquisition.
- void [set_resampler_latency](#) (uint32_t latency_samples __attribute__((unused))) override
Set resampler latency.

10.128.1 Detailed Description

This class adapts a PCPS acquisition block off-loaded on an FPGA to an [AcquisitionInterface](#) for Galileo E5b signals.

Definition at line 42 of file `galileo_e5b_pcps_acquisition_fpga.h`.

10.128.2 Constructor & Destructor Documentation

10.128.2.1 GalileoE5bPcpsAcquisitionFpga()

```
GalileoE5bPcpsAcquisitionFpga::GalileoE5bPcpsAcquisitionFpga (
    const ConfigurationInterface * configuration,
    const std::string & role,
    unsigned int in_streams,
    unsigned int out_streams )
```

Constructor.

10.128.2.2 ~GalileoE5bPcpsAcquisitionFpga()

```
GalileoE5bPcpsAcquisitionFpga::~GalileoE5bPcpsAcquisitionFpga ( ) [default]
```

Destructor.

10.128.3 Member Function Documentation

10.128.3.1 connect()

```
void GalileoE5bPcpsAcquisitionFpga::connect (
    gr::top_block_sptr top_block ) [override], [virtual]
```

Connect.

Implements [GNSSBlockInterface](#).

10.128.3.2 disconnect()

```
void GalileoE5bPcpsAcquisitionFpga::disconnect (
    gr::top_block_sptr top_block ) [override], [virtual]
```

Disconnect.

Implements [GNSSBlockInterface](#).

10.128.3.3 get_left_block()

```
gr::basic_block_sptr GalileoE5bPcpsAcquisitionFpga::get_left_block ( ) [override], [virtual]
```

Get left block.

Implements [GNSSBlockInterface](#).

10.128.3.4 get_right_block()

```
gr::basic_block_sptr GalileoE5bPcpsAcquisitionFpga::get_right_block ( ) [override], [virtual]
```

Get right block.

Implements [GNSSBlockInterface](#).

10.128.3.5 implementation()

```
std::string GalileoE5bPcpsAcquisitionFpga::implementation ( ) [inline], [override], [virtual]
```

Returns "Galileo_E5b_Pcps_Acquisition_Fpga".

Implements [GNSSBlockInterface](#).

Definition at line 69 of file galileo_e5b_pcps_acquisition_fpga.h.

10.128.3.6 init()

```
void GalileoE5bPcpsAcquisitionFpga::init ( ) [override], [virtual]
```

Initializes acquisition algorithm.

Implements [AcquisitionInterface](#).

10.128.3.7 item_size()

```
size_t GalileoE5bPcpsAcquisitionFpga::item_size ( ) [inline], [override], [virtual]
```

Returns size of lv_16sc_t.

Implements [GNSSBlockInterface](#).

Definition at line 77 of file galileo_e5b_pcps_acquisition_fpga.h.

10.128.3.8 mag()

```
signed int GalileoE5bPcpsAcquisitionFpga::mag ( ) [override], [virtual]
```

Returns the maximum peak of grid search.

Implements [AcquisitionInterface](#).

10.128.3.9 reset()

```
void GalileoE5bPcpsAcquisitionFpga::reset ( ) [override], [virtual]
```

Restart acquisition algorithm.

Implements [AcquisitionInterface](#).

10.128.3.10 `role()`

```
std::string GalileoE5bPcpsAcquisitionFpga::role ( ) [inline], [override], [virtual]
```

Role.

Implements [GNSSBlockInterface](#).

Definition at line 61 of file `galileo_e5b_pcps_acquisition_fpga.h`.

10.128.3.11 `set_channel()`

```
void GalileoE5bPcpsAcquisitionFpga::set_channel (
    unsigned int channel ) [inline], [override], [virtual]
```

Set acquisition channel unique ID.

Implements [AcquisitionInterface](#).

Definition at line 112 of file `galileo_e5b_pcps_acquisition_fpga.h`.

10.128.3.12 `set_channel_fsm()`

```
void GalileoE5bPcpsAcquisitionFpga::set_channel_fsm (
    std::weak_ptr< ChannelFsm > channel_fsm ) [inline], [override], [virtual]
```

Set channel fsm associated to this acquisition instance.

Implements [AcquisitionInterface](#).

Definition at line 121 of file `galileo_e5b_pcps_acquisition_fpga.h`.

10.128.3.13 `set_doppler_center()`

```
void GalileoE5bPcpsAcquisitionFpga::set_doppler_center (
    int doppler_center ) [override]
```

Set Doppler center for the grid search.

10.128.3.14 set_doppler_max()

```
void GalileoE5bPcpsAcquisitionFpga::set_doppler_max (
    unsigned int doppler_max ) [override], [virtual]
```

Set maximum Doppler off grid search.

Implements [AcquisitionInterface](#).

10.128.3.15 set_doppler_step()

```
void GalileoE5bPcpsAcquisitionFpga::set_doppler_step (
    unsigned int doppler_step ) [override], [virtual]
```

Set Doppler steps for the grid search.

Implements [AcquisitionInterface](#).

10.128.3.16 set_gnss_synchro()

```
void GalileoE5bPcpsAcquisitionFpga::set_gnss_synchro (
    Gnss\_Synchro * p_gnss_synchro ) [override], [virtual]
```

Set acquisition/tracking common [Gnss_Synchro](#) object pointer to efficiently exchange synchronization data between acquisition and tracking blocks.

Implements [AcquisitionInterface](#).

10.128.3.17 set_local_code()

```
void GalileoE5bPcpsAcquisitionFpga::set_local_code ( ) [override], [virtual]
```

Sets local Galileo E5b code for PCPS acquisition algorithm.

Implements [AcquisitionInterface](#).

10.128.3.18 set_resampler_latency()

```
void GalileoE5bPcpsAcquisitionFpga::set_resampler_latency (
    uint32_t latency_samples \_\_attribute\_\_\(\(unused\)\) ) [inline], [override]
```

Set resampler latency.

Definition at line 187 of file `galileo_e5b_pcps_acquisition_fpga.h`.

10.128.3.19 `set_single_doppler_flag()`

```
void GalileoE5bPcpsAcquisitionFpga::set_single_doppler_flag (
    unsigned int single_doppler_flag )
```

This function is only used in the unit tests.

10.128.3.20 `set_state()`

```
void GalileoE5bPcpsAcquisitionFpga::set_state (
    int state ) [override], [virtual]
```

If set to 1, ensures that acquisition starts at the first available sample.

Parameters

<i>state</i>	- int=1 forces start of acquisition
--------------	-------------------------------------

Implements [AcquisitionInterface](#).

10.128.3.21 `set_threshold()`

```
void GalileoE5bPcpsAcquisitionFpga::set_threshold (
    float threshold ) [override], [virtual]
```

Set statistics threshold of PCPS algorithm.

Implements [AcquisitionInterface](#).

10.128.3.22 `stop_acquisition()`

```
void GalileoE5bPcpsAcquisitionFpga::stop_acquisition ( ) [override], [virtual]
```

Stop running acquisition.

Implements [AcquisitionInterface](#).

The documentation for this class was generated from the following file:

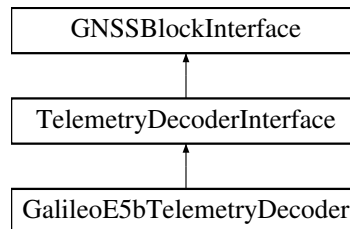
- [galileo_e5b_pcps_acquisition_fpga.h](#)

10.129 GalileoE5bTelemetryDecoder Class Reference

This class implements a NAV data decoder for Galileo INAV frames in E5b radio link.

```
#include <galileo_e5b_telemetry_decoder.h>
```

Inheritance diagram for GalileoE5bTelemetryDecoder:



Public Member Functions

- **GalileoE5bTelemetryDecoder** (const [ConfigurationInterface](#) *configuration, const std::string &role, unsigned int in_streams, unsigned int out_streams)
- std::string [implementation](#) () override
Returns "Galileo_E5b_Telemetry_Decoder".
- void [connect](#) (gr::top_block_sptr top_block) override
Connect.
- void [disconnect](#) (gr::top_block_sptr top_block) override
Disconnect.
- gr::basic_block_sptr [get_left_block](#) () override
Get left block.
- gr::basic_block_sptr [get_right_block](#) () override
Get right block.
- void [set_satellite](#) (const [Gnss_Satellite](#) &satellite) override
- std::string [role](#) () override
- void [set_channel](#) (int channel) override
- void [reset](#) () override
- size_t [item_size](#) () override

10.129.1 Detailed Description

This class implements a NAV data decoder for Galileo INAV frames in E5b radio link.

Definition at line 44 of file `galileo_e5b_telemetry_decoder.h`.

10.129.2 Member Function Documentation

10.129.2.1 connect()

```
void GalileoE5bTelemetryDecoder::connect (
    gr::top_block_sptr top_block ) [override], [virtual]
```

Connect.

Implements [GNSSBlockInterface](#).

10.129.2.2 disconnect()

```
void GalileoE5bTelemetryDecoder::disconnect (
    gr::top_block_sptr top_block ) [override], [virtual]
```

Disconnect.

Implements [GNSSBlockInterface](#).

10.129.2.3 get_left_block()

```
gr::basic_block_sptr GalileoE5bTelemetryDecoder::get_left_block ( ) [override], [virtual]
```

Get left block.

Implements [GNSSBlockInterface](#).

10.129.2.4 get_right_block()

```
gr::basic_block_sptr GalileoE5bTelemetryDecoder::get_right_block ( ) [override], [virtual]
```

Get right block.

Implements [GNSSBlockInterface](#).

10.129.2.5 implementation()

```
std::string GalileoE5bTelemetryDecoder::implementation ( ) [inline], [override], [virtual]
```

Returns "Galileo_E5b_Telemetry_Decoder".

Implements [GNSSBlockInterface](#).

Definition at line 56 of file `galileo_e5b_telemetry_decoder.h`.

The documentation for this class was generated from the following file:

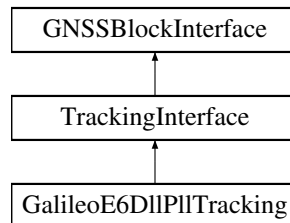
- [galileo_e5b_telemetry_decoder.h](#)

10.130 GalileoE6DIPIITracking Class Reference

This class implements a code DLL + carrier PLL tracking loop.

```
#include <galileo_e6_dll_pll_tracking.h>
```

Inheritance diagram for GalileoE6DIPIITracking:



Public Member Functions

- **GalileoE6DIPIITracking** (const [ConfigurationInterface](#) *configuration, const std::string &role, unsigned int in_streams, unsigned int out_streams)
- std::string **role** () override
- std::string **implementation** () override
Returns "Galileo_E6_DLL_PLL_Tracking".
- size_t **item_size** () override
- void **connect** (gr::top_block_sptr top_block) override
Connect.
- void **disconnect** (gr::top_block_sptr top_block) override
Disconnect.
- gr::basic_block_sptr **get_left_block** () override
Get left block.
- gr::basic_block_sptr **get_right_block** () override
Get right block.
- void **set_channel** (unsigned int channel) override
Set tracking channel unique ID.
- void **set_gnss_synchro** ([Gnss_Synchro](#) *p_gnss_synchro) override
Set acquisition/tracking common [Gnss_Synchro](#) object pointer to efficiently exchange synchronization data between acquisition and tracking blocks.
- void **start_tracking** () override
- void **stop_tracking** () override
Stop running tracking.

10.130.1 Detailed Description

This class implements a code DLL + carrier PLL tracking loop.

Definition at line 37 of file galileo_e6_dll_pll_tracking.h.

10.130.2 Member Function Documentation

10.130.2.1 connect()

```
void GalileoE6DllPllTracking::connect (
    gr::top_block_sptr top_block ) [override], [virtual]
```

Connect.

Implements [GNSSBlockInterface](#).

10.130.2.2 disconnect()

```
void GalileoE6DllPllTracking::disconnect (
    gr::top_block_sptr top_block ) [override], [virtual]
```

Disconnect.

Implements [GNSSBlockInterface](#).

10.130.2.3 get_left_block()

```
gr::basic_block_sptr GalileoE6DllPllTracking::get_left_block ( ) [override], [virtual]
```

Get left block.

Implements [GNSSBlockInterface](#).

10.130.2.4 get_right_block()

```
gr::basic_block_sptr GalileoE6DllPllTracking::get_right_block ( ) [override], [virtual]
```

Get right block.

Implements [GNSSBlockInterface](#).

10.130.2.5 implementation()

```
std::string GalileoE6DllPllTracking::implementation ( ) [inline], [override], [virtual]
```

Returns "Galileo_E6_DLL_PLL_Tracking".

Implements [GNSSBlockInterface](#).

Definition at line 54 of file `galileo_e6_dll_pll_tracking.h`.

10.130.2.6 set_channel()

```
void GalileoE6DllPllTracking::set_channel (
    unsigned int channel ) [override], [virtual]
```

Set tracking channel unique ID.

Implements [TrackingInterface](#).

10.130.2.7 set_gnss_synchro()

```
void GalileoE6DllPllTracking::set_gnss_synchro (
    Gnss_Synchro * p_gnss_synchro ) [override], [virtual]
```

Set acquisition/tracking common [Gnss_Synchro](#) object pointer to efficiently exchange synchronization data between acquisition and tracking blocks.

Implements [TrackingInterface](#).

10.130.2.8 stop_tracking()

```
void GalileoE6DllPllTracking::stop_tracking ( ) [override], [virtual]
```

Stop running tracking.

Implements [TrackingInterface](#).

The documentation for this class was generated from the following file:

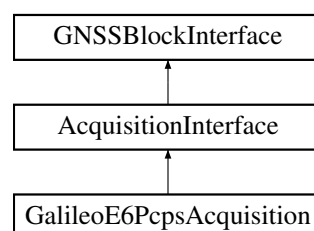
- [galileo_e6_dll_pll_tracking.h](#)

10.131 GalileoE6PcpsAcquisition Class Reference

This class adapts a PCPS acquisition block to an [AcquisitionInterface](#) for Galileo E6 Signals.

```
#include <galileo_e6_pcps_acquisition.h>
```

Inheritance diagram for GalileoE6PcpsAcquisition:



Public Member Functions

- **GalileoE6PcpsAcquisition** (const [ConfigurationInterface](#) *configuration, const std::string &role, unsigned int in_streams, unsigned int out_streams)
- std::string **role** () override
- std::string **implementation** () override
 - Returns "Galileo_E6_PCPS_Acquisition".*
- size_t **item_size** () override
- void **connect** (gr::top_block_sptr top_block) override
- void **disconnect** (gr::top_block_sptr top_block) override
- gr::basic_block_sptr **get_left_block** () override
- gr::basic_block_sptr **get_right_block** () override
- void **set_gnss_synchro** ([Gnss_Synchro](#) *p_gnss_synchro) override
 - Set acquisition/tracking common [Gnss_Synchro](#) object pointer to efficiently exchange synchronization data between acquisition and tracking blocks.*
- void **set_channel** (unsigned int channel) override
 - Set acquisition channel unique ID.*
- void **set_channel_fsm** (std::weak_ptr< [ChannelFsm](#) > channel_fsm) override
 - Set channel fsm associated to this acquisition instance.*
- void **set_threshold** (float threshold) override
 - Set statistics threshold of PCPS algorithm.*
- void **set_doppler_max** (unsigned int doppler_max) override
 - Set maximum Doppler off grid search.*
- void **set_doppler_step** (unsigned int doppler_step) override
 - Set Doppler steps for the grid search.*
- void **set_doppler_center** (int doppler_center) override
 - Set Doppler center for the grid search.*
- void **init** () override
 - Initializes acquisition algorithm.*
- void **set_local_code** () override
 - Sets local code for Galileo E1 PCPS acquisition algorithm.*
- signed int **mag** () override
 - Returns the maximum peak of grid search.*
- void **reset** () override
 - Restart acquisition algorithm.*
- void **set_state** (int state) override
 - If state = 1, it forces the block to start acquiring from the first sample.*
- void **stop_acquisition** () override
 - Stop running acquisition.*
- void **set_resampler_latency** (uint32_t latency_samples) override
 - Sets the resampler latency to account it in the acquisition code delay estimation.*

10.131.1 Detailed Description

This class adapts a PCPS acquisition block to an [AcquisitionInterface](#) for Galileo E6 Signals.

Definition at line 43 of file `galileo_e6_pcps_acquisition.h`.

10.131.2 Member Function Documentation

10.131.2.1 implementation()

```
std::string GalileoE6PcpsAcquisition::implementation ( ) [inline], [override], [virtual]
```

Returns "Galileo_E6_PCPS_Acquisition".

Implements [GNSSBlockInterface](#).

Definition at line 62 of file `galileo_e6_pcps_acquisition.h`.

10.131.2.2 init()

```
void GalileoE6PcpsAcquisition::init ( ) [override], [virtual]
```

Initializes acquisition algorithm.

Implements [AcquisitionInterface](#).

10.131.2.3 mag()

```
signed int GalileoE6PcpsAcquisition::mag ( ) [override], [virtual]
```

Returns the maximum peak of grid search.

Implements [AcquisitionInterface](#).

10.131.2.4 reset()

```
void GalileoE6PcpsAcquisition::reset ( ) [override], [virtual]
```

Restart acquisition algorithm.

Implements [AcquisitionInterface](#).

10.131.2.5 set_channel()

```
void GalileoE6PcpsAcquisition::set_channel (
    unsigned int channel ) [inline], [override], [virtual]
```

Set acquisition channel unique ID.

Implements [AcquisitionInterface](#).

Definition at line 87 of file `galileo_e6_pcps_acquisition.h`.

10.131.2.6 `set_channel_fsm()`

```
void GalileoE6PcpsAcquisition::set_channel_fsm (
    std::weak_ptr< ChannelFsm > channel_fsm ) [inline], [override], [virtual]
```

Set channel fsm associated to this acquisition instance.

Implements [AcquisitionInterface](#).

Definition at line 96 of file `galileo_e6_pcps_acquisition.h`.

10.131.2.7 `set_doppler_center()`

```
void GalileoE6PcpsAcquisition::set_doppler_center (
    int doppler_center ) [override]
```

Set Doppler center for the grid search.

10.131.2.8 `set_doppler_max()`

```
void GalileoE6PcpsAcquisition::set_doppler_max (
    unsigned int doppler_max ) [override], [virtual]
```

Set maximum Doppler off grid search.

Implements [AcquisitionInterface](#).

10.131.2.9 `set_doppler_step()`

```
void GalileoE6PcpsAcquisition::set_doppler_step (
    unsigned int doppler_step ) [override], [virtual]
```

Set Doppler steps for the grid search.

Implements [AcquisitionInterface](#).

10.131.2.10 `set_gnss_synchro()`

```
void GalileoE6PcpsAcquisition::set_gnss_synchro (
    Gnss\_Synchro * p_gnss_synchro ) [override], [virtual]
```

Set acquisition/tracking common [Gnss_Synchro](#) object pointer to efficiently exchange synchronization data between acquisition and tracking blocks.

Implements [AcquisitionInterface](#).

10.131.2.11 set_local_code()

```
void GalileoE6PcpsAcquisition::set_local_code ( ) [override], [virtual]
```

Sets local code for Galileo E1 PCPS acquisition algorithm.

Implements [AcquisitionInterface](#).

10.131.2.12 set_resampler_latency()

```
void GalileoE6PcpsAcquisition::set_resampler_latency (
    uint32_t latency_samples ) [override], [virtual]
```

Sets the resampler latency to account it in the acquisition code delay estimation.

Implements [AcquisitionInterface](#).

10.131.2.13 set_state()

```
void GalileoE6PcpsAcquisition::set_state (
    int state ) [override], [virtual]
```

If state = 1, it forces the block to start acquiring from the first sample.

Implements [AcquisitionInterface](#).

10.131.2.14 set_threshold()

```
void GalileoE6PcpsAcquisition::set_threshold (
    float threshold ) [override], [virtual]
```

Set statistics threshold of PCPS algorithm.

Implements [AcquisitionInterface](#).

10.131.2.15 stop_acquisition()

```
void GalileoE6PcpsAcquisition::stop_acquisition ( ) [override], [virtual]
```

Stop running acquisition.

Implements [AcquisitionInterface](#).

The documentation for this class was generated from the following file:

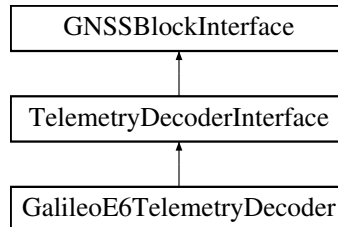
- [galileo_e6_pcps_acquisition.h](#)

10.132 GalileoE6TelemetryDecoder Class Reference

This class implements a NAV data decoder for Galileo CNAV frames in E6 radio link.

```
#include <galileo_e6_telemetry_decoder.h>
```

Inheritance diagram for GalileoE6TelemetryDecoder:



Public Member Functions

- **GalileoE6TelemetryDecoder** (const [ConfigurationInterface](#) *configuration, const std::string &role, unsigned int in_streams, unsigned int out_streams)
- std::string [implementation](#) () override
Returns "Galileo_E6_Telemetry_Decoder".
- void [connect](#) (gr::top_block_sptr top_block) override
Connect.
- void [disconnect](#) (gr::top_block_sptr top_block) override
Disconnect.
- gr::basic_block_sptr [get_left_block](#) () override
Get left block.
- gr::basic_block_sptr [get_right_block](#) () override
Get right block.
- void [set_satellite](#) (const [Gnss_Satellite](#) &satellite) override
- std::string [role](#) () override
- void [set_channel](#) (int channel) override
- void [reset](#) () override
- size_t [item_size](#) () override

10.132.1 Detailed Description

This class implements a NAV data decoder for Galileo CNAV frames in E6 radio link.

Definition at line 43 of file `galileo_e6_telemetry_decoder.h`.

10.132.2 Member Function Documentation

10.132.2.1 connect()

```
void GalileoE6TelemetryDecoder::connect (
    gr::top_block_sptr top_block ) [override], [virtual]
```

Connect.

Implements [GNSSBlockInterface](#).

10.132.2.2 disconnect()

```
void GalileoE6TelemetryDecoder::disconnect (
    gr::top_block_sptr top_block ) [override], [virtual]
```

Disconnect.

Implements [GNSSBlockInterface](#).

10.132.2.3 get_left_block()

```
gr::basic_block_sptr GalileoE6TelemetryDecoder::get_left_block ( ) [override], [virtual]
```

Get left block.

Implements [GNSSBlockInterface](#).

10.132.2.4 get_right_block()

```
gr::basic_block_sptr GalileoE6TelemetryDecoder::get_right_block ( ) [override], [virtual]
```

Get right block.

Implements [GNSSBlockInterface](#).

10.132.2.5 implementation()

```
std::string GalileoE6TelemetryDecoder::implementation ( ) [inline], [override], [virtual]
```

Returns "Galileo_E6_Telemetry_Decoder".

Implements [GNSSBlockInterface](#).

Definition at line 55 of file `galileo_e6_telemetry_decoder.h`.

The documentation for this class was generated from the following file:

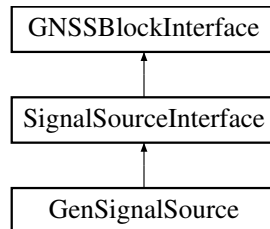
- [galileo_e6_telemetry_decoder.h](#)

10.133 GenSignalSource Class Reference

This class wraps blocks that generates synthesized GNSS signal and filters the signal.

```
#include <gen_signal_source.h>
```

Inheritance diagram for GenSignalSource:



Public Member Functions

- [GenSignalSource](#) (std::shared_ptr< [GNSSBlockInterface](#) > signal_generator, std::shared_ptr< [GNSSBlockInterface](#) > filter, std::string role, [Concurrent_Queue](#)< pmt::pmt_t > *queue)
Constructor.
- void **connect** (gr::top_block_sptr top_block) override
- void **disconnect** (gr::top_block_sptr top_block) override
- gr::basic_block_sptr **get_left_block** () override
- gr::basic_block_sptr **get_right_block** () override
- std::string **role** () override
- std::string **implementation** () override
Returns "Signal Source".
- size_t **item_size** () override
- size_t **getRfChannels** () const final
- std::shared_ptr< [GNSSBlockInterface](#) > **signal_generator** () const

10.133.1 Detailed Description

This class wraps blocks that generates synthesized GNSS signal and filters the signal.

Definition at line 41 of file gen_signal_source.h.

10.133.2 Constructor & Destructor Documentation

10.133.2.1 GenSignalSource()

```

GenSignalSource::GenSignalSource (
    std::shared_ptr< GNSSBlockInterface > signal_generator,
    std::shared_ptr< GNSSBlockInterface > filter,
    std::string role,
    Concurrent\_Queue< pmt::pmt_t > * queue )

```

Constructor.

10.133.3 Member Function Documentation

10.133.3.1 implementation()

```
std::string GenSignalSource::implementation ( ) [inline], [override], [virtual]
```

Returns "Signal Source".

Implements [GNSSBlockInterface](#).

Definition at line 55 of file `gen_signal_source.h`.

The documentation for this class was generated from the following file:

- [gen_signal_source.h](#)

10.134 GeoJSON_Printer Class Reference

Prints PVT solutions in GeoJSON format file.

```
#include <geojson_printer.h>
```

Public Member Functions

- **GeoJSON_Printer** (const std::string &base_path=".")
- bool **set_headers** (const std::string &filename, bool time_tag_name=true)
- bool **print_position** (const [Pvt_Solution](#) *const position, bool print_average_values)
- bool **close_file** ()

10.134.1 Detailed Description

Prints PVT solutions in GeoJSON format file.

See <https://tools.ietf.org/html/rfc7946>

Definition at line 39 of file `geojson_printer.h`.

The documentation for this class was generated from the following file:

- [geojson_printer.h](#)

10.135 `geph_t` Struct Reference

Public Attributes

- int **sat**
- int **iode**
- int **frq**
- int **svh**
- int **sva**
- int **age**
- [gtime_t](#) **toe**
- [gtime_t](#) **tof**
- double **pos** [3]
- double **vel** [3]
- double **acc** [3]
- double **taun**
- double **gamn**
- double **dtaun**

10.135.1 Detailed Description

Definition at line 457 of file `rtklib.h`.

The documentation for this struct was generated from the following file:

- [rtklib.h](#)

10.136 `Glonass_Gnav_Almanac` Class Reference

This class is a storage for the GLONASS SV ALMANAC data as described GLONASS ICD (Edition 5.1)

```
#include <glonass_gnav_almanac.h>
```

Public Member Functions

- [Glonass_Gnav_Almanac](#) ()=default
- `template<class Archive >`
void [serialize](#) (Archive &archive, const uint32_t version)

Serialize is a boost standard method to be called by the boost XML serialization. Here is used to save the almanac data on disk file.

Public Attributes

- double [d_n_A](#) {}
Conventional number of satellite within GLONASS space segment [dimensionless].
- double [d_H_n_A](#) {}
Carrier frequency number of navigation RF signal transmitted by d_nA satellite as table 4.10 (0-31) [dimensionless].
- double [d_lambda_n_A](#) {}
Longitude of the first (within the d_NA day) ascending node of d_nA [radians].
- double [d_t_lambda_n_A](#) {}
Time of first ascending node passage [s].
- double [d_Delta_i_n_A](#) {}
Correction of the mean value of inclination of d_n_A satellite at instant t_lambda_n_A [radians].
- double [d_Delta_T_n_A](#) {}
Correction to the mean value of Draconian period of d_n_A satellite at instant t_lambda_n_A [s / orbital period].
- double [d_Delta_T_n_A_dot](#) {}
Rate of change of Draconian period of d_n_A satellite at instant t_lambda_n_A [s / orbital period²].
- double [d_epsilon_n_A](#) {}
Eccentricity of d_n_A satellite at instant t_lambda_n_A [dimensionless].
- double [d_omega_n_A](#) {}
Argument of perigee of d_n_A satellite at instant t_lambda_n_A [radians].
- double [d_M_n_A](#) {}
Type of satellite n_A [dimensionless].
- double [d_KP](#) {}
Notification on forthcoming leap second correction of UTC [dimensionless].
- double [d_tau_n_A](#) {}
Coarse value of d_n_A satellite time correction to GLONASS time at instant t_lambda_n_A[s].
- bool [d_C_n](#) {}
Generalized “unhealthy flag” of n_A satellite at instant of almanac upload [dimensionless].
- bool [d_I_n](#) {}
Health flag for nth satellite; In = 0 indicates the n-th satellite is healthy, In = 1 indicates malfunction of this nth satellite [dimensionless].
- int32_t [i_satellite_freq_channel](#) {}
SV Frequency [Channel](#) Number.
- uint32_t [PRN](#) {}
SV PRN Number, equivalent to slot number for compatibility with GPS.
- uint32_t [i_satellite_slot_number](#) {}
SV Slot Number.

10.136.1 Detailed Description

This class is a storage for the GLONASS SV ALMANAC data as described GLONASS ICD (Edition 5.1)

Note

Code added as part of GSoC 2017 program

See also

[GLONASS ICD](#)

Definition at line 37 of file glonass_gnav_almanac.h.

10.136.2 Constructor & Destructor Documentation

10.136.2.1 Glonass_Gnav_Almanac()

```
Glonass_Gnav_Almanac::Glonass_Gnav_Almanac ( ) [default]
```

Default constructor

10.136.3 Member Function Documentation

10.136.3.1 serialize()

```
template<class Archive >
void Glonass_Gnav_Almanac::serialize (
    Archive & archive,
    const uint32_t version ) [inline]
```

Serialize is a boost standard method to be called by the boost XML serialization. Here is used to save the almanac data on disk file.

Definition at line 70 of file glonass_gnav_almanac.h.

References `d_C_n`, `d_Delta_i_n_A`, `d_Delta_T_n_A`, `d_Delta_T_n_A_dot`, `d_epsilon_n_A`, `d_H_n_A`, `d_KP`, `d_I_n`, `d_lambda_n_A`, `d_M_n_A`, `d_n_A`, `d_omega_n_A`, `d_t_lambda_n_A`, `d_tau_n_A`, `i_satellite_freq_channel`, `i_satellite_slot_number`, and PRN.

10.136.4 Member Data Documentation

10.136.4.1 d_C_n

```
bool Glonass_Gnav_Almanac::d_C_n {}
```

Generalized “unhealthy flag” of `n_A` satellite at instant of almanac upload [dimensionless].

Definition at line 57 of file glonass_gnav_almanac.h.

Referenced by `serialize()`.

10.136.4.2 d_Delta_i_n_A

```
double Glonass_Gnav_Almanac::d_Delta_i_n_A {}
```

Correction of the mean value of inclination of d_n_A satellite at instant t_lambda_n_A [radians].

Definition at line 49 of file glonass_gnav_almanac.h.

Referenced by `serialize()`.

10.136.4.3 d_Delta_T_n_A

```
double Glonass_Gnav_Almanac::d_Delta_T_n_A {}
```

Correction to the mean value of Draconian period of d_n_A satellite at instant t_lambda_n_A [s / orbital period].

Definition at line 50 of file glonass_gnav_almanac.h.

Referenced by `serialize()`.

10.136.4.4 d_Delta_T_n_A_dot

```
double Glonass_Gnav_Almanac::d_Delta_T_n_A_dot {}
```

Rate of change of Draconian period of d_n_A satellite at instant t_lambda_n_A [s / orbital period²].

Definition at line 51 of file glonass_gnav_almanac.h.

Referenced by `serialize()`.

10.136.4.5 d_epsilon_n_A

```
double Glonass_Gnav_Almanac::d_epsilon_n_A {}
```

Eccentricity of d_n_A satellite at instant t_lambda_n_A [dimensionless].

Definition at line 52 of file glonass_gnav_almanac.h.

Referenced by `serialize()`.

10.136.4.6 d_H_n_A

```
double Glonass_Gnav_Almanac::d_H_n_A {}
```

Carrier frequency number of navigation RF signal transmitted by d_nA satellite as table 4.10 (0-31) [dimensionless].

Definition at line 46 of file glonass_gnav_almanac.h.

Referenced by `serialize()`.

10.136.4.7 d_KP

```
double Glonass_Gnav_Almanac::d_KP {}
```

Notification on forthcoming leap second correction of UTC [dimensionless].

Definition at line 55 of file glonass_gnav_almanac.h.

Referenced by `serialize()`.

10.136.4.8 d_l_n

```
bool Glonass_Gnav_Almanac::d_l_n {}
```

Health flag for nth satellite; l_n = 0 indicates the n-th satellite is healthy, l_n = 1 indicates malfunction of this nth satellite [dimensionless].

Definition at line 58 of file glonass_gnav_almanac.h.

Referenced by `serialize()`.

10.136.4.9 d_lambda_n_A

```
double Glonass_Gnav_Almanac::d_lambda_n_A {}
```

Longitude of the first (within the d_NA day) ascending node of d_nA [radians].

Definition at line 47 of file glonass_gnav_almanac.h.

Referenced by `serialize()`.

10.136.4.10 d_M_n_A

```
double Glonass_Gnav_Almanac::d_M_n_A {}
```

Type of satellite n_A [dimensionless].

Definition at line 54 of file glonass_gnav_almanac.h.

Referenced by `serialize()`.

10.136.4.11 d_n_A

```
double Glonass_Gnav_Almanac::d_n_A {}
```

Conventional number of satellite within GLONASS space segment [dimensionless].

Definition at line 45 of file glonass_gnav_almanac.h.

Referenced by `serialize()`.

10.136.4.12 d_omega_n_A

```
double Glonass_Gnav_Almanac::d_omega_n_A {}
```

Argument of perigee of d_n_A satellite at instant t_lambdan_A [radians].

Definition at line 53 of file glonass_gnav_almanac.h.

Referenced by `serialize()`.

10.136.4.13 d_t_lambda_n_A

```
double Glonass_Gnav_Almanac::d_t_lambda_n_A {}
```

Time of first ascending node passage [s].

Definition at line 48 of file glonass_gnav_almanac.h.

Referenced by `serialize()`.

10.136.4.14 d_tau_n_A

```
double Glonass_Gnav_Almanac::d_tau_n_A {}
```

Coarse value of d_n_A satellite time correction to GLONASS time at instant t_lambdan_A[s].

Definition at line 56 of file glonass_gnav_almanac.h.

Referenced by `serialize()`.

10.136.4.15 i_satellite_freq_channel

```
int32_t Glonass_Gnav_Almanac::i_satellite_freq_channel {}
```

SV Frequency [Channel](#) Number.

Definition at line 61 of file glonass_gnav_almanac.h.

Referenced by `serialize()`.

10.136.4.16 i_satellite_slot_number

```
uint32_t Glonass_Gnav_Almanac::i_satellite_slot_number {}
```

SV Slot Number.

Definition at line 63 of file glonass_gnav_almanac.h.

Referenced by `serialize()`.

10.136.4.17 PRN

```
uint32_t Glonass_Gnav_Almanac::PRN {}
```

SV PRN Number, equivalent to slot number for compatibility with GPS.

Definition at line 62 of file glonass_gnav_almanac.h.

Referenced by `serialize()`.

The documentation for this class was generated from the following file:

- [glonass_gnav_almanac.h](#)

10.137 Glonass_Gnav_Ephemeris Class Reference

This class is a storage and orbital model functions for the GLONASS SV ephemeris data as described in GLONASS ICD (Edition 5.1)

```
#include <glonass_gnav_ephemeris.h>
```

Public Member Functions

- [Glonass_Gnav_Ephemeris](#) ()=default
- double [sv_clock_drift](#) (double transmitTime, double timeCorrUTC)
Sets (d_satClkDrift) and returns the clock drift in seconds according to the User Algorithm for SV Clock Correction.
- boost::posix_time::ptime [compute_GLONASS_time](#) (double offset_time) const
Computes the GLONASS System Time and returns a boost::posix_time::ptime object \ param offset_time Is the start of day offset to compute the time.
- boost::posix_time::ptime [glot_to_utc](#) (double offset_time, double glot2utc_corr) const
Converts from GLONASS to UTC.
- void [glot_to_gpst](#) (double tod_offset, double glot2utc_corr, double glot2gpst_corr, int32_t *WN, double *T_{OW}) const
Converts from GLONASS to GPST.
- template<class Archive >
void [serialize](#) (Archive &archive, const uint32_t version)
Serialize is a boost standard method to be called by the boost XML serialization. Here is used to save the ephemeris data on disk file.

Public Attributes

- double [d_m](#) {}
String number within frame [dimensionless].
- double [d_t_k](#) {}
GLONASS Time (UTC(SU) + 3 h) referenced to the beginning of the frame within the current day [s].
- double [d_t_b](#) {}
Reference ephemeris relative time in GLONASS Time (UTC(SU) + 3 h). Index of a time interval within current day according to UTC(SU) + 03 hours 00 min. [s].
- double [d_M](#) {}
Type of satellite transmitting navigation signal [dimensionless].
- double [d_gamma_n](#) {}
Relative deviation of predicted carrier frequency value of n- satellite from nominal value at the instant tb [dimensionless].
- double [d_tau_n](#) {}
Correction to the nth satellite time (tn) relative to GLONASS time (te),.
- double [d_Xn](#) {}
Earth-fixed coordinate x of the satellite in PZ-90.02 coordinate system [km].
- double [d_Yn](#) {}
Earth-fixed coordinate y of the satellite in PZ-90.02 coordinate system [km].
- double [d_Zn](#) {}
Earth-fixed coordinate z of the satellite in PZ-90.02 coordinate system [km].
- double [d_VXn](#) {}
Earth-fixed velocity coordinate x of the satellite in PZ-90.02 coordinate system [km/s].
- double [d_VYn](#) {}

- Earth-fixed velocity coordinate y of the satellite in PZ-90.02 coordinate system [km/s].*

 - double [d_VZn](#) {}
- Earth-fixed velocity coordinate z of the satellite in PZ-90.02 coordinate system [km/s].*

 - double [d_AXn](#) {}
- Earth-fixed acceleration coordinate x of the satellite in PZ-90.02 coordinate system [km/s²].*

 - double [d_AYn](#) {}
- Earth-fixed acceleration coordinate y of the satellite in PZ-90.02 coordinate system [km/s²].*

 - double [d_AZn](#) {}
- Earth-fixed acceleration coordinate z of the satellite in PZ-90.02 coordinate system [km/s²].*

 - double [d_B_n](#) {}
- Health flag [dimensionless].*

 - double [d_P](#) {}
- Technological parameter of control segment, indication the satellite operation mode in respect of time parameters [dimensionless].*

 - double [d_N_T](#) {}
- Current date, calendar number of day within four-year interval starting from the 1-st of January in a leap year [days].*

 - double [d_F_T](#) {}
- Parameter that provides the predicted satellite user range accuracy at time tb [dimensionless].*

 - double [d_n](#) {}
- Index of the satellite transmitting given navigation signal. It corresponds to a slot number within GLONASS constellation.*

 - double [d_Delta_tau_n](#) {}
- Time difference between navigation RF signal transmitted in L2 sub- band and aviation RF signal transmitted in L1 sub-band by nth satellite. [dimensionless].*

 - double [d_E_n](#) {}
- Characterises "age" of a current information [days].*

 - double [d_P_1](#) {}
- Flag of the immediate data updating [minutes].*

 - bool [d_P_2](#) {}
- Flag of oddness ("1") or evenness ("0") of the value of (tb) [dimensionless].*

 - bool [d_P_3](#) {}
- Flag indicating a number of satellites for which almanac is transmitted within given frame: "1" corresponds to 5 satellites and "0" corresponds to 4 satellites [dimensionless].*

 - bool [d_P_4](#) {}
- Flag to show that ephemeris parameters are present. "1" indicates that updated ephemeris or frequency/time parameters have been uploaded by the control segment [dimensionless].*

 - bool [d_l3rd_n](#) {}
- Health flag for nth satellite; In = 0 indicates the n-th satellite is healthy, In = 1 indicates malfunction of this nth satellite [dimensionless].*

 - bool [d_l5th_n](#) {}
- Health flag for nth satellite; In = 0 indicates the n-th satellite is healthy, In = 1 indicates malfunction of this nth satellite [dimensionless].*

 - int32_t [i_satellite_freq_channel](#) {}
- SV Frequency [Channel](#) Number.*

 - uint32_t [PRN](#) {}
- SV PRN Number, equivalent to slot number for compatibility with GPS.*

 - uint32_t [i_satellite_slot_number](#) {}
- SV Slot Number.*

 - double [d_yr](#) = 1972.0
- Current year.*

 - double [d_satClkDrift](#) {}
- GLONASS clock error.*

- double [d_dtr](#) {}
relativistic clock correction term
- double [d_iodo](#) {}
Issue of data, ephemeris (Bit 0-6 of tb)
- double [d_tau_c](#) {}
GLONASST 2 UTC correction (todo) may be eliminated.
- double [d_TOW](#) {}
GLONASST IN GPST seconds of week.
- int32_t [d_WN](#) {}
GLONASST IN GPST week number of the start of frame.
- double [d_tod](#) {}
Time of Day since ephemeris where decoded.

10.137.1 Detailed Description

This class is a storage and orbital model functions for the GLONASS SV ephemeris data as described in GLONASS ICD (Edition 5.1)

Note

Code added as part of GSoC 2017 program

See also

[GLONASS ICD](#)

Definition at line 40 of file glonass_gnav_ephemeris.h.

10.137.2 Constructor & Destructor Documentation

10.137.2.1 Glonass_Gnav_Ephemeris()

```

Glonass_Gnav_Ephemeris::Glonass_Gnav_Ephemeris ( ) [default]

```

Default constructor

10.137.3 Member Function Documentation

10.137.3.1 compute_GLONASS_time()

```
boost::posix_time::ptime Glonass_Gnav_Ephemeris::compute_GLONASS_time (
    double offset_time ) const
```

Computes the GLONASS System Time and returns a boost::posix_time::ptime object \ param offset_time Is the start of day offset to compute the time.

10.137.3.2 glot_to_gpst()

```
void Glonass_Gnav_Ephemeris::glot_to_gpst (
    double tod_offset,
    double glot2utc_corr,
    double glot2gpst_corr,
    int32_t * WN,
    double * TOW ) const
```

Converts from GLONASST to GPST.

Converts from GLONASST to GPST in time of week (TOW) and week number (WN) format

Parameters

in	<i>tod_offset</i>	Is the start of day offset
in	<i>glot2utc_corr</i>	Correction from GLONASST to UTC
in	<i>glot2gpst_corr</i>	Correction from GLONASST to GPST
out	<i>WN</i>	Week Number, not in mod(1024) format
out	<i>TOW</i>	Time of Week in seconds of week

10.137.3.3 glot_to_utc()

```
boost::posix_time::ptime Glonass_Gnav_Ephemeris::glot_to_utc (
    double offset_time,
    double glot2utc_corr ) const
```

Converts from GLONASST to UTC.

The function simply adjust for the 6 hrs offset between GLONASST and UTC

Parameters

in	<i>offset_time</i>	Is the start of day offset
in	<i>glot2utc_corr</i>	Correction from GLONASST to UTC

Returns

UTC time as a boost::posix_time::ptime object

10.137.3.4 serialize()

```
template<class Archive >
void Glonass_Gnav_Ephemeris::serialize (
    Archive & archive,
    const uint32_t version ) [inline]
```

Serialize is a boost standard method to be called by the boost XML serialization. Here is used to save the ephemeris data on disk file.

< SV PRN frequency channel number

< String number within frame [dimensionless]

< Time referenced to the beginning of the frame within the current day [hours, minutes, seconds]

< Index of a time interval within current day according to UTC(SU) + 03 hours 00 min. [minutes]

< Type of satellite transmitting navigation signal [dimensionless]

< Relative deviation of predicted carrier frequency value of n- satellite from nominal value at the instant tb [dimensionless]

< Correction to the nth satellite time (tn) relative to GLONASS time (te)

< Earth-fixed coordinate x of the satellite in PZ-90.02 coordinate system [km].

< Earth-fixed coordinate y of the satellite in PZ-90.02 coordinate system [km]

< Earth-fixed coordinate z of the satellite in PZ-90.02 coordinate system [km]

< Earth-fixed velocity coordinate x of the satellite in PZ-90.02 coordinate system [km/s]

< Earth-fixed velocity coordinate y of the satellite in PZ-90.02 coordinate system [km/s]

< Earth-fixed velocity coordinate z of the satellite in PZ-90.02 coordinate system [km/s]

< Earth-fixed acceleration coordinate x of the satellite in PZ-90.02 coordinate system [km/s²]

< Earth-fixed acceleration coordinate y of the satellite in PZ-90.02 coordinate system [km/s²]

< Earth-fixed acceleration coordinate z of the satellite in PZ-90.02 coordinate system [km/s²]

< Health flag [dimensionless]

< Technological parameter of control segment, indication the satellite operation mode in respect of time parameters [dimensionless]

< Current date, calendar number of day within four-year interval starting from the 1-st of January in a leap year [days]

< Parameter that provides the predicted satellite user range accuracy at time tb [dimensionless]

< Index of the satellite transmitting given navigation signal. It corresponds to a slot number within GLONASS constellation

< Time difference between navigation RF signal transmitted in L2 sub- band and aviation RF signal transmitted in L1 sub-band by nth satellite. [dimensionless]

< Characterises "age" of a current information [days]

< Flag of the immediate data updating.

< Flag of oddness ("1") or evenness ("0") of the value of (tb) [dimensionless]

< Flag indicating a number of satellites for which almanac is transmitted within given frame: "1" corresponds to 5 satellites and "0" corresponds to 4 satellites [dimensionless]

< Flag to show that ephemeris parameters are present. "1" indicates that updated ephemeris or frequency/time parameters have been uploaded by the control segment [dimensionless]

< Health flag for nth satellite; In = 0 indicates the n-th satellite is healthy, In = 1 indicates malfunction of this nth satellite [dimensionless]

< Health flag for nth satellite; In = 0 indicates the n-th satellite is healthy, In = 1 indicates malfunction of this nth satellite [dimensionless]

Definition at line 128 of file glonass_gnav_ephemeris.h.

References d_AXn, d_AYn, d_AZn, d_B_n, d_Delta_tau_n, d_E_n, d_F_T, d_gamma_n, d_l3rd_n, d_l5th_n, d_m, d_M, d_n, d_N_T, d_P, d_P_1, d_P_2, d_P_3, d_P_4, d_t_b, d_t_k, d_tau_n, d_VXn, d_VYn, d_VZn, d_Xn, d_Yn, d_Zn, i_satellite_freq_channel, i_satellite_slot_number, and PRN.

10.137.3.5 sv_clock_drift()

```
double Glonass_Gnav_Ephemeris::sv_clock_drift (
    double transmitTime,
    double timeCorrUTC )
```

Sets (*d_satClkDrift*) and returns the clock drift in seconds according to the User Algorithm for SV Clock Correction.

10.137.4 Member Data Documentation

10.137.4.1 d_AXn

```
double Glonass_Gnav_Ephemeris::d_AXn { }
```

Earth-fixed acceleration coordinate x of the satellite in PZ-90.02 coordinate system [km/s²].

Definition at line 60 of file glonass_gnav_ephemeris.h.

Referenced by `serialize()`.

10.137.4.2 d_AYn

```
double Glonass_Gnav_Ephemeris::d_AYn {}
```

Earth-fixed acceleration coordinate y of the satellite in PZ-90.02 coordinate system [km/s²].

Definition at line 61 of file glonass_gnav_ephemeris.h.

Referenced by `serialize()`.

10.137.4.3 d_AZn

```
double Glonass_Gnav_Ephemeris::d_AZn {}
```

Earth-fixed acceleration coordinate z of the satellite in PZ-90.02 coordinate system [km/s²].

Definition at line 62 of file glonass_gnav_ephemeris.h.

Referenced by `serialize()`.

10.137.4.4 d_B_n

```
double Glonass_Gnav_Ephemeris::d_B_n {}
```

Health flag [dimensionless].

Definition at line 63 of file glonass_gnav_ephemeris.h.

Referenced by `serialize()`.

10.137.4.5 d_Delta_tau_n

```
double Glonass_Gnav_Ephemeris::d_Delta_tau_n {}
```

Time difference between navigation RF signal transmitted in L2 sub- band and aviation RF signal transmitted in L1 sub-band by nth satellite. [dimensionless].

Definition at line 68 of file glonass_gnav_ephemeris.h.

Referenced by `serialize()`.

10.137.4.6 d_dtr

```
double Glonass_Gnav_Ephemeris::d_dtr {}
```

relativistic clock correction term

Definition at line 84 of file glonass_gnav_ephemeris.h.

10.137.4.7 d_E_n

```
double Glonass_Gnav_Ephemeris::d_E_n {}
```

Characterises "age" of a current information [days].

Definition at line 69 of file glonass_gnav_ephemeris.h.

Referenced by `serialize()`.

10.137.4.8 d_F_T

```
double Glonass_Gnav_Ephemeris::d_F_T {}
```

Parameter that provides the predicted satellite user range accuracy at time `tb` [dimensionless].

Definition at line 66 of file glonass_gnav_ephemeris.h.

Referenced by `serialize()`.

10.137.4.9 d_gamma_n

```
double Glonass_Gnav_Ephemeris::d_gamma_n {}
```

Relative deviation of predicted carrier frequency value of `n`- satellite from nominal value at the instant `tb` [dimensionless].

Definition at line 52 of file glonass_gnav_ephemeris.h.

Referenced by `serialize()`.

10.137.4.10 d_iode

```
double Glonass_Gnav_Ephemeris::d_iode {}
```

Issue of data, ephemeris (Bit 0-6 of tb)

Definition at line 85 of file glonass_gnav_ephemeris.h.

10.137.4.11 d_l3rd_n

```
bool Glonass_Gnav_Ephemeris::d_l3rd_n {}
```

Health flag for nth satellite; ln = 0 indicates the n-th satellite is healthy, ln = 1 indicates malfunction of this nth satellite [dimensionless].

Definition at line 74 of file glonass_gnav_ephemeris.h.

Referenced by serialize().

10.137.4.12 d_l5th_n

```
bool Glonass_Gnav_Ephemeris::d_l5th_n {}
```

Health flag for nth satellite; ln = 0 indicates the n-th satellite is healthy, ln = 1 indicates malfunction of this nth satellite [dimensionless].

Definition at line 75 of file glonass_gnav_ephemeris.h.

Referenced by serialize().

10.137.4.13 d_m

```
double Glonass_Gnav_Ephemeris::d_m {}
```

String number within frame [dimensionless].

Definition at line 48 of file glonass_gnav_ephemeris.h.

Referenced by serialize().

10.137.4.14 d_M

```
double Glonass_Gnav_Ephemeris::d_M {}
```

Type of satellite transmitting navigation signal [dimensionless].

Definition at line 51 of file glonass_gnav_ephemeris.h.

Referenced by `serialize()`.

10.137.4.15 d_n

```
double Glonass_Gnav_Ephemeris::d_n {}
```

Index of the satellite transmitting given navigation signal. It corresponds to a slot number within GLONASS constellation.

Definition at line 67 of file glonass_gnav_ephemeris.h.

Referenced by `serialize()`.

10.137.4.16 d_N_T

```
double Glonass_Gnav_Ephemeris::d_N_T {}
```

Current date, calendar number of day within four-year interval starting from the 1-st of January in a leap year [days].

Definition at line 65 of file glonass_gnav_ephemeris.h.

Referenced by `serialize()`.

10.137.4.17 d_P

```
double Glonass_Gnav_Ephemeris::d_P {}
```

Technological parameter of control segment, indication the satellite operation mode in respect of time parameters [dimensionless].

Definition at line 64 of file glonass_gnav_ephemeris.h.

Referenced by `serialize()`.

10.137.4.18 d_P_1

```
double Glonass_Gnav_Ephemeris::d_P_1 {}
```

Flag of the immediate data updating [minutes].

Definition at line 70 of file glonass_gnav_ephemeris.h.

Referenced by `serialize()`.

10.137.4.19 d_P_2

```
bool Glonass_Gnav_Ephemeris::d_P_2 {}
```

Flag of oddness ("1") or evenness ("0") of the value of (tb) [dimensionless].

Definition at line 71 of file glonass_gnav_ephemeris.h.

Referenced by `serialize()`.

10.137.4.20 d_P_3

```
bool Glonass_Gnav_Ephemeris::d_P_3 {}
```

Flag indicating a number of satellites for which almanac is transmitted within given frame: "1" corresponds to 5 satellites and "0" corresponds to 4 satellites [dimensionless].

Definition at line 72 of file glonass_gnav_ephemeris.h.

Referenced by `serialize()`.

10.137.4.21 d_P_4

```
bool Glonass_Gnav_Ephemeris::d_P_4 {}
```

Flag to show that ephemeris parameters are present. "1" indicates that updated ephemeris or frequency/time parameters have been uploaded by the control segment [dimensionless].

Definition at line 73 of file glonass_gnav_ephemeris.h.

Referenced by `serialize()`.

10.137.4.22 d_satClkDrift

```
double Glonass_Gnav_Ephemeris::d_satClkDrift {}
```

GLONASS clock error.

Definition at line 83 of file glonass_gnav_ephemeris.h.

10.137.4.23 d_t_b

```
double Glonass_Gnav_Ephemeris::d_t_b {}
```

Reference ephemeris relative time in GLONASS Time (UTC(SU) + 3 h). Index of a time interval within current day according to UTC(SU) + 03 hours 00 min. [s].

Definition at line 50 of file glonass_gnav_ephemeris.h.

Referenced by `serialize()`.

10.137.4.24 d_t_k

```
double Glonass_Gnav_Ephemeris::d_t_k {}
```

GLONASS Time (UTC(SU) + 3 h) referenced to the beginning of the frame within the current day [s].

Definition at line 49 of file glonass_gnav_ephemeris.h.

Referenced by `serialize()`.

10.137.4.25 d_tau_c

```
double Glonass_Gnav_Ephemeris::d_tau_c {}
```

GLONASST 2 UTC correction (todo) may be eliminated.

Definition at line 86 of file glonass_gnav_ephemeris.h.

10.137.4.26 d_tau_n

```
double Glonass_Gnav_Ephemeris::d_tau_n {}
```

Correction to the nth satellite time (tn) relative to GLONASS time (te),.

Definition at line 53 of file glonass_gnav_ephemeris.h.

Referenced by `serialize()`.

10.137.4.27 d_tod

```
double Glonass_Gnav_Ephemeris::d_tod {}
```

Time of Day since ephemeris where decoded.

Definition at line 89 of file glonass_gnav_ephemeris.h.

10.137.4.28 d_TOW

```
double Glonass_Gnav_Ephemeris::d_TOW {}
```

GLONASST IN GPST seconds of week.

Definition at line 87 of file glonass_gnav_ephemeris.h.

10.137.4.29 d_VXn

```
double Glonass_Gnav_Ephemeris::d_VXn {}
```

Earth-fixed velocity coordinate x of the satellite in PZ-90.02 coordinate system [km/s].

Definition at line 57 of file glonass_gnav_ephemeris.h.

Referenced by `serialize()`.

10.137.4.30 d_VYn

```
double Glonass_Gnav_Ephemeris::d_VYn {}
```

Earth-fixed velocity coordinate y of the satellite in PZ-90.02 coordinate system [km/s].

Definition at line 58 of file glonass_gnav_ephemeris.h.

Referenced by `serialize()`.

10.137.4.31 d_VZn

```
double Glonass_Gnav_Ephemeris::d_VZn {}
```

Earth-fixed velocity coordinate z of the satellite in PZ-90.02 coordinate system [km/s].

Definition at line 59 of file glonass_gnav_ephemeris.h.

Referenced by `serialize()`.

10.137.4.32 d_WN

```
int32_t Glonass_Gnav_Ephemeris::d_WN {}
```

GLONASST IN GPST week number of the start of frame.

Definition at line 88 of file glonass_gnav_ephemeris.h.

10.137.4.33 d_Xn

```
double Glonass_Gnav_Ephemeris::d_Xn {}
```

Earth-fixed coordinate x of the satellite in PZ-90.02 coordinate system [km].

Definition at line 54 of file glonass_gnav_ephemeris.h.

Referenced by `serialize()`.

10.137.4.34 d_Yn

```
double Glonass_Gnav_Ephemeris::d_Yn {}
```

Earth-fixed coordinate y of the satellite in PZ-90.02 coordinate system [km].

Definition at line 55 of file glonass_gnav_ephemeris.h.

Referenced by `serialize()`.

10.137.4.35 d_yr

```
double Glonass_Gnav_Ephemeris::d_yr = 1972.0
```

Current year.

Definition at line 82 of file glonass_gnav_ephemeris.h.

10.137.4.36 d_Zn

```
double Glonass_Gnav_Ephemeris::d_Zn {}
```

Earth-fixed coordinate z of the satellite in PZ-90.02 coordinate system [km].

Definition at line 56 of file glonass_gnav_ephemeris.h.

Referenced by `serialize()`.

10.137.4.37 i_satellite_freq_channel

```
int32_t Glonass_Gnav_Ephemeris::i_satellite_freq_channel {}
```

SV Frequency [Channel](#) Number.

Definition at line 79 of file `glonass_gnav_ephemeris.h`.

Referenced by `serialize()`.

10.137.4.38 i_satellite_slot_number

```
uint32_t Glonass_Gnav_Ephemeris::i_satellite_slot_number {}
```

SV Slot Number.

Definition at line 81 of file `glonass_gnav_ephemeris.h`.

Referenced by `serialize()`.

10.137.4.39 PRN

```
uint32_t Glonass_Gnav_Ephemeris::PRN {}
```

SV PRN Number, equivalent to slot number for compatibility with GPS.

Definition at line 80 of file `glonass_gnav_ephemeris.h`.

Referenced by `serialize()`.

The documentation for this class was generated from the following file:

- [glonass_gnav_ephemeris.h](#)

10.138 Glonass_Gnav_Navigation_Message Class Reference

This class decodes a GLONASS GNAV Data message as described in GLONASS ICD (Edition 5.1)

```
#include <glonass_gnav_navigation_message.h>
```

Public Member Functions

- [Glonass_Gnav_Navigation_Message](#) ()
- bool [CRC_test](#) (const std::bitset< [GLONASS_GNAV_STRING_BITS](#) > &bits) const
Compute CRC for GLONASS GNAV strings.
- uint32_t [get_frame_number](#) (uint32_t satellite_slot_number)
Computes the frame number being decoded given the satellite slot number.
- [Glonass_Gnav_Ephemeris](#) [get_ephemeris](#) () const
Obtain a GLONASS GNAV SV Ephemeris class filled with current SV data.
- [Glonass_Gnav_Utc_Model](#) [get_utc_model](#) () const
Obtain a GLONASS GNAV UTC model parameters class filled with current SV data.
- [Glonass_Gnav_Almanac](#) [get_almanac](#) (uint32_t satellite_slot_number) const
Returns a [Glonass_Gnav_Almanac](#) object filled with the latest navigation data received.
- bool [have_new_ephemeris](#) ()
Returns true if a new [Glonass_Gnav_Ephemeris](#) object has arrived.
- bool [have_new_utc_model](#) ()
Returns true if new [Glonass_Gnav_Utc_Model](#) object has arrived.
- bool [have_new_almanac](#) ()
Returns true if new [Glonass_Gnav_Almanac](#) object has arrived.
- int32_t [string_decoder](#) (const std::string &frame_string)
Decodes the GLONASS GNAV string.
- bool [get_flag_CRC_test](#) () const
- void [set_rf_link](#) (int32_t rf_link)
- uint32_t [get_alm_satellite_slot_number](#) () const
- bool [get_flag_update_slot_number](#) () const
- void [set_flag_update_slot_number](#) (bool flag_slot)
- bool [get_flag_TOW_new](#) () const
- void [set_flag_TOW_new](#) (bool tow_new)
- bool [is_flag_TOW_set](#) () const
- void [set_flag_ephemeris_str_1](#) (bool ephemeris_str_1)
- void [set_flag_ephemeris_str_2](#) (bool ephemeris_str_2)
- void [set_flag_ephemeris_str_3](#) (bool ephemeris_str_3)
- void [set_flag_ephemeris_str_4](#) (bool ephemeris_str_4)

10.138.1 Detailed Description

This class decodes a GLONASS GNAV Data message as described in GLONASS ICD (Edition 5.1)

Note

Code added as part of GSoC 2017 program

See also

[GLONASS ICD](#)

Definition at line 46 of file [glonass_gnav_navigation_message.h](#).

10.138.2 Constructor & Destructor Documentation

10.138.2.1 Glonass_Gnav_Navigation_Message()

```
Glonass_Gnav_Navigation_Message::Glonass_Gnav_Navigation_Message ( )
```

Default constructor

10.138.3 Member Function Documentation

10.138.3.1 CRC_test()

```
bool Glonass_Gnav_Navigation_Message::CRC_test (
    const std::bitset< GLONASS_GNAV_STRING_BITS > & bits ) const
```

Compute CRC for GLONASS GNAV strings.

Parameters

<i>bits</i>	Bits of the string message where to compute CRC
-------------	---

10.138.3.2 get_almanac()

```
Glonass_Gnav_Almanac Glonass_Gnav_Navigation_Message::get_almanac (
    uint32_t satellite_slot_number ) const
```

Returns a [Glonass_Gnav_Almanac](#) object filled with the latest navigation data received.

Parameters

<i>satellite_slot_number</i>	Slot number identifier for the satellite
------------------------------	--

Returns

Returns the [Glonass_Gnav_Almanac](#) object for the input slot number

10.138.3.3 get_ephemeris()

```
Glonass_Gnav_Ephemeris Glonass_Gnav_Navigation_Message::get_ephemeris ( ) const [inline]
```

Obtain a GLONASS GNAV SV Ephemeris class filled with current SV data.

Definition at line 70 of file `glonass_gnav_navigation_message.h`.

10.138.3.4 get_frame_number()

```
uint32_t Glonass_Gnav_Navigation_Message::get_frame_number (
    uint32_t satellite_slot_number )
```

Computes the frame number being decoded given the satellite slot number.

Parameters

<i>satellite_slot_number</i>	[in] Satellite slot number identifier
------------------------------	---------------------------------------

Returns

Frame number being decoded, 0 if operation was not successful.

10.138.3.5 get_utc_model()

```
Glonass_Gnav_Utc_Model Glonass_Gnav_Navigation_Message::get_utc_model ( ) const [inline]
```

Obtain a GLONASS GNAV UTC model parameters class filled with current SV data.

Definition at line 78 of file glonass_gnav_navigation_message.h.

10.138.3.6 have_new_almanac()

```
bool Glonass_Gnav_Navigation_Message::have_new_almanac ( )
```

Returns true if new [Glonass_Gnav_Almanac](#) object has arrived.

10.138.3.7 have_new_ephemeris()

```
bool Glonass_Gnav_Navigation_Message::have_new_ephemeris ( )
```

Returns true if a new [Glonass_Gnav_Ephemeris](#) object has arrived.

10.138.3.8 have_new_utc_model()

```
bool Glonass_Gnav_Navigation_Message::have_new_utc_model ( )
```

Returns true if new [Glonass_Gnav_Utc_Model](#) object has arrived.

10.138.3.9 string_decoder()

```
int32_t Glonass_Gnav_Navigation_Message::string_decoder (
    const std::string & frame_string )
```

Decodes the GLONASS GNAV string.

Parameters

<i>frame_string</i>	[in] is the string message within the parsed frame
---------------------	--

Returns

Returns the ID of the decoded string

The documentation for this class was generated from the following file:

- [glonass_gnav_navigation_message.h](#)

10.139 Glonass_Gnav_Utc_Model Class Reference

This class is a storage for the GLONASS GNAV UTC MODEL data as described in GLONASS ICD (Edition 5.1)

```
#include <glonass_gnav_utc_model.h>
```

Public Member Functions

- [Glonass_Gnav_Utc_Model](#) ()=default
- double [utc_time](#) (double glonass_time_corrected) const
Computes the Coordinated Universal Time (UTC) and returns it in s
- template<class Archive >
void [serialize](#) (Archive &archive, const uint32_t version)
Serialize is a boost standard method to be called by the boost XML serialization. Here is used to save the almanac data on disk file.

Public Attributes

- bool **valid** {}
- double [d_tau_c](#) {}
GLONASS time scale correction to UTC(SU) time. [s].
- double [d_tau_gps](#) {}
Correction to GPS time to GLONASS time [day].
- double [d_N_4](#) {}
Four year interval number starting from 1996 [4 year interval].
- double [d_N_A](#) {}
Calendar day number within the four-year period beginning since the leap year for Almanac data [days].
- double [d_B1](#) {}
Coefficient to determine DeltaUT1 [s].
- double [d_B2](#) {}
Coefficient to determine DeltaUT1 [s/msd].

10.139.1 Detailed Description

This class is a storage for the GLONASS GNAV UTC MODEL data as described in GLONASS ICD (Edition 5.1)

Note

Code added as part of GSoC 2017 program

See also

[GLONASS ICD](#)

Definition at line 37 of file `glonass_gnav_utc_model.h`.

10.139.2 Constructor & Destructor Documentation

10.139.2.1 Glonass_Gnav_Utc_Model()

```
Glonass_Gnav_Utc_Model::Glonass_Gnav_Utc_Model ( ) [default]
```

Default constructor

10.139.3 Member Function Documentation

10.139.3.1 serialize()

```
template<class Archive >
void Glonass_Gnav_Utc_Model::serialize (
    Archive & archive,
    const uint32_t version ) [inline]
```

Serialize is a boost standard method to be called by the boost XML serialization. Here is used to save the almanac data on disk file.

Definition at line 65 of file `glonass_gnav_utc_model.h`.

References `d_B1`, `d_B2`, `d_N_4`, `d_N_A`, `d_tau_c`, and `d_tau_gps`.

10.139.3.2 `utc_time()`

```
double Glonass_Gnav_Utc_Model::utc_time (
    double glonass_time_corrected ) const
```

Computes the Coordinated Universal Time (UTC) and returns it in [s](#)

10.139.4 Member Data Documentation

10.139.4.1 `d_B1`

```
double Glonass_Gnav_Utc_Model::d_B1 {}
```

Coefficient to determine DeltaUT1 [s].

Definition at line 51 of file `glonass_gnav_utc_model.h`.

Referenced by `serialize()`.

10.139.4.2 `d_B2`

```
double Glonass_Gnav_Utc_Model::d_B2 {}
```

Coefficient to determine DeltaUT1 [s/msd].

Definition at line 52 of file `glonass_gnav_utc_model.h`.

Referenced by `serialize()`.

10.139.4.3 `d_N_4`

```
double Glonass_Gnav_Utc_Model::d_N_4 {}
```

Four year interval number starting from 1996 [4 year interval].

Definition at line 49 of file `glonass_gnav_utc_model.h`.

Referenced by `serialize()`.

10.139.4.4 d_N_A

```
double Glonass_Gnav_Utc_Model::d_N_A {}
```

Calendar day number within the four-year period beginning since the leap year for Almanac data [days].

Definition at line 50 of file glonass_gnav_utc_model.h.

Referenced by `serialize()`.

10.139.4.5 d_tau_c

```
double Glonass_Gnav_Utc_Model::d_tau_c {}
```

GLONASS time scale correction to UTC(SU) time. [s].

Definition at line 47 of file glonass_gnav_utc_model.h.

Referenced by `serialize()`.

10.139.4.6 d_tau_gps

```
double Glonass_Gnav_Utc_Model::d_tau_gps {}
```

Correction to GPS time to GLONASS time [day].

Definition at line 48 of file glonass_gnav_utc_model.h.

Referenced by `serialize()`.

The documentation for this class was generated from the following file:

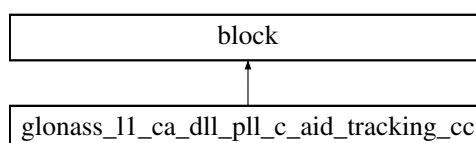
- [glonass_gnav_utc_model.h](#)

10.140 glonass_l1_ca_dll_pll_c_aid_tracking_cc Class Reference

This class implements a DLL + PLL tracking loop block.

```
#include <glonass_l1_ca_dll_pll_c_aid_tracking_cc.h>
```

Inheritance diagram for `glonass_l1_ca_dll_pll_c_aid_tracking_cc`:



Public Member Functions

- void **set_channel** (uint32_t channel)
- void **set_gnss_synchro** ([Gnss_Synchro](#) *p_gnss_synchro)
- void **start_tracking** ()
- int **general_work** (int noutput_items, gr_vector_int &ninput_items, gr_vector_const_void_star &input_items, gr_vector_void_star &output_items)
- void **forecast** (int noutput_items, gr_vector_int &ninput_items_required)

Friends

- glonass_l1_ca_dll_pll_c_aid_tracking_cc_sptr **glonass_l1_ca_dll_pll_c_aid_make_tracking_cc** (int64_t fs_in, uint32_t vector_length, bool dump, const std::string &dump_filename, float pll_bw_hz, float dll_bw_hz, float pll_bw_narrow_hz, float dll_bw_narrow_hz, int32_t extend_correlation_ms, float early_late_space_chips)

10.140.1 Detailed Description

This class implements a DLL + PLL tracking loop block.

Definition at line 68 of file `glonass_l1_ca_dll_pll_c_aid_tracking_cc.h`.

The documentation for this class was generated from the following file:

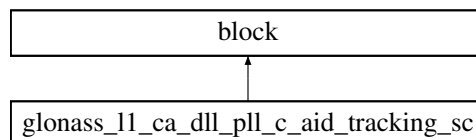
- [glonass_l1_ca_dll_pll_c_aid_tracking_cc.h](#)

10.141 glonass_l1_ca_dll_pll_c_aid_tracking_sc Class Reference

This class implements a DLL + PLL tracking loop block.

```
#include <glonass_l1_ca_dll_pll_c_aid_tracking_sc.h>
```

Inheritance diagram for `glonass_l1_ca_dll_pll_c_aid_tracking_sc`:



Public Member Functions

- void **set_channel** (uint32_t channel)
- void **set_gnss_synchro** ([Gnss_Synchro](#) *p_gnss_synchro)
- void **start_tracking** ()
- int **general_work** (int noutput_items, gr_vector_int &ninput_items, gr_vector_const_void_star &input_items, gr_vector_void_star &output_items)
- void **forecast** (int noutput_items, gr_vector_int &ninput_items_required)

Friends

- `glonass_l1_ca_dll_pll_c_aid_tracking_sc_sptr glonass_l1_ca_dll_pll_c_aid_make_tracking_sc` (int64_t fs_in, uint32_t vector_length, bool dump, const std::string &dump_filename, float pll_bw_hz, float dll_bw_hz, float pll_bw_narrow_hz, float dll_bw_narrow_hz, int32_t extend_correlation_ms, float early_late_space_chips)

10.141.1 Detailed Description

This class implements a DLL + PLL tracking loop block.

Definition at line 69 of file `glonass_l1_ca_dll_pll_c_aid_tracking_sc.h`.

The documentation for this class was generated from the following file:

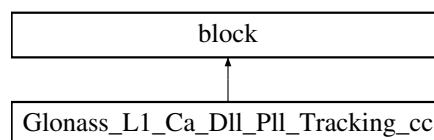
- [glonass_l1_ca_dll_pll_c_aid_tracking_sc.h](#)

10.142 Glonass_L1_Ca_Dll_Pll_Tracking_cc Class Reference

This class implements a DLL + PLL tracking loop block.

```
#include <glonass_l1_ca_dll_pll_tracking_cc.h>
```

Inheritance diagram for `Glonass_L1_Ca_Dll_Pll_Tracking_cc`:



Public Member Functions

- void **set_channel** (uint32_t channel)
- void **set_gnss_synchro** ([Gnss_Synchro](#) *p_gnss_synchro)
- void **start_tracking** ()
- int **general_work** (int noutput_items, gr_vector_int &ninput_items, gr_vector_const_void_star &input_items, gr_vector_void_star &output_items)
- void **forecast** (int noutput_items, gr_vector_int &ninput_items_required)

Friends

- `glonass_l1_ca_dll_pll_tracking_cc_sptr glonass_l1_ca_dll_pll_make_tracking_cc` (int64_t fs_in, uint32_t vector_length, bool dump, const std::string &dump_filename, float pll_bw_hz, float dll_bw_hz, float early_late_space_chips)

10.142.1 Detailed Description

This class implements a DLL + PLL tracking loop block.

Definition at line 63 of file `glonass_l1_ca_dll_pll_tracking_cc.h`.

The documentation for this class was generated from the following file:

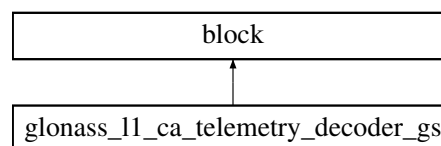
- [glonass_l1_ca_dll_pll_tracking_cc.h](#)

10.143 glonass_l1_ca_telemetry_decoder_gs Class Reference

This class implements a block that decodes the GNAV data defined in GLONASS ICD v5.1.

```
#include <glonass_l1_ca_telemetry_decoder_gs.h>
```

Inheritance diagram for `glonass_l1_ca_telemetry_decoder_gs`:



Public Member Functions

- [~glonass_l1_ca_telemetry_decoder_gs](#) () override
Class destructor.
- void [set_satellite](#) (const [Gnss_Satellite](#) &satellite)
Set satellite PRN.
- void [set_channel](#) (int32_t channel)
Set receiver's channel.
- void **reset** ()
- int [general_work](#) (int noutput_items, gr_vector_int &ninput_items, gr_vector_const_void_star &input_items, gr_vector_void_star &output_items) override
This is where all signal processing takes place.

Friends

- `glonass_l1_ca_telemetry_decoder_gs_sptr` **glonass_l1_ca_make_telemetry_decoder_gs** (const [Gnss_Satellite](#) &satellite, const [Tlm_Conf](#) &conf)

10.143.1 Detailed Description

This class implements a block that decodes the GNAV data defined in GLONASS ICD v5.1.

Note

Code added as part of GSoC 2017 program

See also

[GLONASS ICD](#)

Definition at line 59 of file `glonass_l1_ca_telemetry_decoder_gs.h`.

10.143.2 Constructor & Destructor Documentation

10.143.2.1 `~glonass_l1_ca_telemetry_decoder_gs()`

```
glonass_l1_ca_telemetry_decoder_gs::~~glonass_l1_ca_telemetry_decoder_gs ( ) [override]
```

Class destructor.

10.143.3 Member Function Documentation

10.143.3.1 `general_work()`

```
int glonass_l1_ca_telemetry_decoder_gs::general_work (
    int noutput_items,
    gr_vector_int & ninput_items,
    gr_vector_const_void_star & input_items,
    gr_vector_void_star & output_items ) [override]
```

This is where all signal processing takes place.

10.143.3.2 `set_channel()`

```
void glonass_l1_ca_telemetry_decoder_gs::set_channel (
    int32_t channel )
```

Set receiver's channel.

10.143.3.3 set_satellite()

```
void glonass_l1_ca_telemetry_decoder_gs::set_satellite (
    const Gnss_Satellite & satellite )
```

Set satellite PRN.

The documentation for this class was generated from the following file:

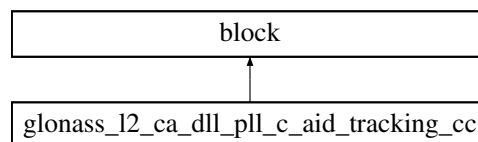
- [glonass_l1_ca_telemetry_decoder_gs.h](#)

10.144 glonass_l2_ca_dll_pll_c_aid_tracking_cc Class Reference

This class implements a DLL + PLL tracking loop block.

```
#include <glonass_l2_ca_dll_pll_c_aid_tracking_cc.h>
```

Inheritance diagram for glonass_l2_ca_dll_pll_c_aid_tracking_cc:



Public Member Functions

- void **set_channel** (uint32_t channel)
- void **set_gnss_synchro** ([Gnss_Synchro](#) *p_gnss_synchro)
- void **start_tracking** ()
- int **general_work** (int noutput_items, gr_vector_int &ninput_items, gr_vector_const_void_star &input_items, gr_vector_void_star &output_items)
- void **forecast** (int noutput_items, gr_vector_int &ninput_items_required)

Friends

- glonass_l2_ca_dll_pll_c_aid_tracking_cc_sptr **glonass_l2_ca_dll_pll_c_aid_make_tracking_cc** (int64_t fs_in, uint32_t vector_length, bool dump, const std::string &dump_filename, float pll_bw_hz, float dll_bw_hz, float pll_bw_narrow_hz, float dll_bw_narrow_hz, int32_t extend_correlation_ms, float early_late_space_chips)

10.144.1 Detailed Description

This class implements a DLL + PLL tracking loop block.

Definition at line 65 of file glonass_l2_ca_dll_pll_c_aid_tracking_cc.h.

The documentation for this class was generated from the following file:

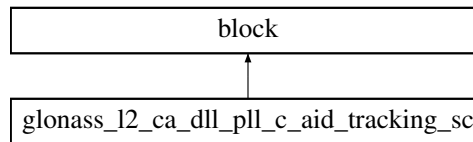
- [glonass_l2_ca_dll_pll_c_aid_tracking_cc.h](#)

10.145 glonass_l2_ca_dll_pll_c_aid_tracking_sc Class Reference

This class implements a DLL + PLL tracking loop block.

```
#include <glonass_l2_ca_dll_pll_c_aid_tracking_sc.h>
```

Inheritance diagram for glonass_l2_ca_dll_pll_c_aid_tracking_sc:



Public Member Functions

- void **set_channel** (uint32_t channel)
- void **set_gnss_synchro** ([Gnss_Synchro](#) *p_gnss_synchro)
- void **start_tracking** ()
- int **general_work** (int noutput_items, gr_vector_int &ninput_items, gr_vector_const_void_star &input_items, gr_vector_void_star &output_items)
- void **forecast** (int noutput_items, gr_vector_int &ninput_items_required)

Friends

- glonass_l2_ca_dll_pll_c_aid_tracking_sc_sptr **glonass_l2_ca_dll_pll_c_aid_make_tracking_sc** (int64_t fs_in, uint32_t vector_length, bool dump, const std::string &dump_filename, float pll_bw_hz, float dll_bw_hz, float pll_bw_narrow_hz, float dll_bw_narrow_hz, int32_t extend_correlation_ms, float early_late_space_chips)

10.145.1 Detailed Description

This class implements a DLL + PLL tracking loop block.

Definition at line 65 of file glonass_l2_ca_dll_pll_c_aid_tracking_sc.h.

The documentation for this class was generated from the following file:

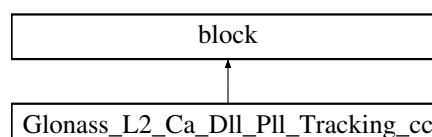
- [glonass_l2_ca_dll_pll_c_aid_tracking_sc.h](#)

10.146 Glonass_L2_Ca_Dll_Pll_Tracking_cc Class Reference

This class implements a DLL + PLL tracking loop block.

```
#include <glonass_l2_ca_dll_pll_tracking_cc.h>
```

Inheritance diagram for Glonass_L2_Ca_Dll_Pll_Tracking_cc:



Public Member Functions

- void **set_channel** (uint32_t channel)
- void **set_gnss_synchro** ([Gnss_Synchro](#) *p_gnss_synchro)
- void **start_tracking** ()
- int **general_work** (int noutput_items, gr_vector_int &ninput_items, gr_vector_const_void_star &input_items, gr_vector_void_star &output_items)
- void **forecast** (int noutput_items, gr_vector_int &ninput_items_required)

Friends

- [glonass_l2_ca_dll_pll_tracking_cc_sptr](#) **glonass_l2_ca_dll_pll_make_tracking_cc** (int64_t fs_in, uint32_t vector_length, bool dump, const std::string &dump_filename, float pll_bw_hz, float dll_bw_hz, float early_late_space_chips)

10.146.1 Detailed Description

This class implements a DLL + PLL tracking loop block.

Definition at line 60 of file [glonass_l2_ca_dll_pll_tracking_cc.h](#).

The documentation for this class was generated from the following file:

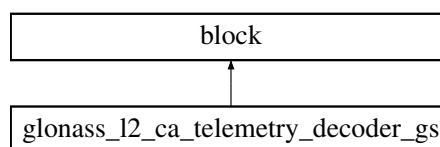
- [glonass_l2_ca_dll_pll_tracking_cc.h](#)

10.147 glonass_l2_ca_telemetry_decoder_gs Class Reference

This class implements a block that decodes the GNAV data defined in GLONASS ICD v5.1.

```
#include <glonass_l2_ca_telemetry_decoder_gs.h>
```

Inheritance diagram for [glonass_l2_ca_telemetry_decoder_gs](#):



Public Member Functions

- [~glonass_l2_ca_telemetry_decoder_gs](#) () override
Class destructor.
- void **set_satellite** (const [Gnss_Satellite](#) &satellite)
Set satellite PRN.
- void **set_channel** (int32_t channel)
Set receiver's channel.
- void **reset** ()
- int **general_work** (int noutput_items, gr_vector_int &ninput_items, gr_vector_const_void_star &input_items, gr_vector_void_star &output_items) override
This is where all signal processing takes place.

Friends

- `glonass_l2_ca_telemetry_decoder_gs_sptr` **`glonass_l2_ca_make_telemetry_decoder_gs`** (const [Gnss_Satellite](#) &satellite, const [Tlm_Conf](#) &conf)

10.147.1 Detailed Description

This class implements a block that decodes the GNAV data defined in GLONASS ICD v5.1.

See also

[GLONASS ICD](#)

Definition at line 57 of file `glonass_l2_ca_telemetry_decoder_gs.h`.

10.147.2 Constructor & Destructor Documentation

10.147.2.1 `~glonass_l2_ca_telemetry_decoder_gs()`

```
glonass_l2_ca_telemetry_decoder_gs::~glonass_l2_ca_telemetry_decoder_gs ( ) [override]
```

Class destructor.

10.147.3 Member Function Documentation

10.147.3.1 `general_work()`

```
int glonass_l2_ca_telemetry_decoder_gs::general_work (
    int noutput_items,
    gr_vector_int & ninput_items,
    gr_vector_const_void_star & input_items,
    gr_vector_void_star & output_items ) [override]
```

This is where all signal processing takes place.

10.147.3.2 `set_channel()`

```
void glonass_l2_ca_telemetry_decoder_gs::set_channel (
    int32_t channel )
```

Set receiver's channel.

10.147.3.3 set_satellite()

```
void glonass_l2_ca_telemetry_decoder_gs::set_satellite (
    const Gnss_Satellite & satellite )
```

Set satellite PRN.

The documentation for this class was generated from the following file:

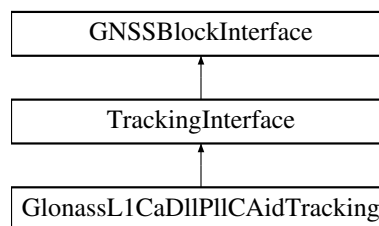
- [glonass_l2_ca_telemetry_decoder_gs.h](#)

10.148 GlonassL1CaDllPllCAidTracking Class Reference

This class implements a code DLL + carrier PLL tracking loop.

```
#include <glonass_l1_ca_dll_pll_c_aid_tracking.h>
```

Inheritance diagram for GlonassL1CaDllPllCAidTracking:



Public Member Functions

- **GlonassL1CaDllPllCAidTracking** (const [ConfigurationInterface](#) *configuration, const std::string &role, unsigned int in_streams, unsigned int out_streams)
- std::string **role** () override
- std::string **implementation** () override

Returns "GLONASS_L1_CA_DLL_PLL_C_Aid_Tracking".
- size_t **item_size** () override
- void **connect** (gr::top_block_sptr top_block) override
- void **disconnect** (gr::top_block_sptr top_block) override
- gr::basic_block_sptr **get_left_block** () override
- gr::basic_block_sptr **get_right_block** () override
- void **set_channel** (unsigned int channel) override

Set tracking channel unique ID.
- void **set_gnss_synchro** ([Gnss_Synchro](#) *p_gnss_synchro) override

Set acquisition/tracking common [Gnss_Synchro](#) object pointer to efficiently exchange synchronization data between acquisition and tracking blocks.
- void **start_tracking** () override
- void **stop_tracking** () override

Stop running tracking.

10.148.1 Detailed Description

This class implements a code DLL + carrier PLL tracking loop.

Definition at line 45 of file `glonass_l1_ca_dll_pll_c_aid_tracking.h`.

10.148.2 Member Function Documentation

10.148.2.1 `implementation()`

```
std::string GlonassL1CaDllPllCAidTracking::implementation ( ) [inline], [override], [virtual]
```

Returns "GLONASS_L1_CA_DLL_PLL_C_Aid_Tracking".

Implements [GNSSBlockInterface](#).

Definition at line 62 of file `glonass_l1_ca_dll_pll_c_aid_tracking.h`.

10.148.2.2 `set_channel()`

```
void GlonassL1CaDllPllCAidTracking::set_channel (
    unsigned int channel ) [override], [virtual]
```

Set tracking channel unique ID.

Implements [TrackingInterface](#).

10.148.2.3 `set_gnss_synchro()`

```
void GlonassL1CaDllPllCAidTracking::set_gnss_synchro (
    Gnss\_Synchro * p_gnss_synchro ) [override], [virtual]
```

Set acquisition/tracking common [Gnss_Synchro](#) object pointer to efficiently exchange synchronization data between acquisition and tracking blocks.

Implements [TrackingInterface](#).

10.148.2.4 stop_tracking()

```
void GlonassL1CaDllPllCAidTracking::stop_tracking ( ) [override], [virtual]
```

Stop running tracking.

Implements [TrackingInterface](#).

The documentation for this class was generated from the following file:

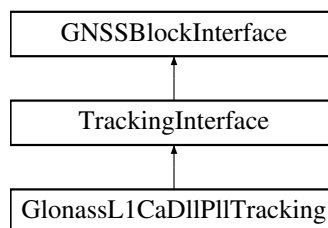
- [glonass_l1_ca_dll_pll_c_aid_tracking.h](#)

10.149 GlonassL1CaDllPllTracking Class Reference

This class implements a code DLL + carrier PLL tracking loop.

```
#include <glonass_l1_ca_dll_pll_tracking.h>
```

Inheritance diagram for GlonassL1CaDllPllTracking:



Public Member Functions

- **GlonassL1CaDllPllTracking** (const [ConfigurationInterface](#) *configuration, const std::string &role, unsigned int in_streams, unsigned int out_streams)
- std::string **role** () override
- std::string **implementation** () override

Returns "GLONASS_L1_CA_DLL_PLL_Tracking".
- size_t **item_size** () override
- void **connect** (gr::top_block_sptr top_block) override
- void **disconnect** (gr::top_block_sptr top_block) override
- gr::basic_block_sptr **get_left_block** () override
- gr::basic_block_sptr **get_right_block** () override
- void **set_channel** (unsigned int channel) override

Set tracking channel unique ID.
- void **set_gnss_synchro** ([Gnss_Synchro](#) *p_gnss_synchro) override

Set acquisition/tracking common [Gnss_Synchro](#) object pointer to efficiently exchange synchronization data between acquisition and tracking blocks.
- void **start_tracking** () override
- void **stop_tracking** () override

Stop running tracking.

10.149.1 Detailed Description

This class implements a code DLL + carrier PLL tracking loop.

Definition at line 43 of file `glonass_l1_ca_dll_pll_tracking.h`.

10.149.2 Member Function Documentation

10.149.2.1 `implementation()`

```
std::string GlonassL1CaDllPllTracking::implementation ( ) [inline], [override], [virtual]
```

Returns "GLONASS_L1_CA_DLL_PLL_Tracking".

Implements [GNSSBlockInterface](#).

Definition at line 60 of file `glonass_l1_ca_dll_pll_tracking.h`.

10.149.2.2 `set_channel()`

```
void GlonassL1CaDllPllTracking::set_channel (
    unsigned int channel ) [override], [virtual]
```

Set tracking channel unique ID.

Implements [TrackingInterface](#).

10.149.2.3 `set_gnss_synchro()`

```
void GlonassL1CaDllPllTracking::set_gnss_synchro (
    Gnss\_Synchro * p_gnss_synchro ) [override], [virtual]
```

Set acquisition/tracking common [Gnss_Synchro](#) object pointer to efficiently exchange synchronization data between acquisition and tracking blocks.

Implements [TrackingInterface](#).

10.149.2.4 stop_tracking()

```
void GlonassL1CaDllPllTracking::stop_tracking ( ) [override], [virtual]
```

Stop running tracking.

Implements [TrackingInterface](#).

The documentation for this class was generated from the following file:

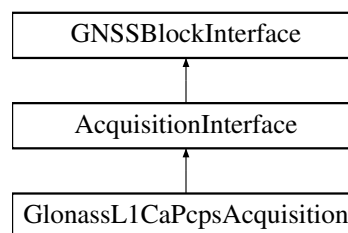
- [glonass_l1_ca_dll_pll_tracking.h](#)

10.150 GlonassL1CaPcpsAcquisition Class Reference

This class adapts a PCPS acquisition block to an [AcquisitionInterface](#) for GPS L1 C/A signals.

```
#include <glonass_l1_ca_pcps_acquisition.h>
```

Inheritance diagram for GlonassL1CaPcpsAcquisition:



Public Member Functions

- **GlonassL1CaPcpsAcquisition** (const [ConfigurationInterface](#) *configuration, const std::string &role, unsigned int in_streams, unsigned int out_streams)
- std::string **role** () override
- std::string **implementation** () override

Returns "GLONASS_L1_CA_PCPS_Acquisition".
- size_t **item_size** () override
- void **connect** (gr::top_block_sptr top_block) override
- void **disconnect** (gr::top_block_sptr top_block) override
- gr::basic_block_sptr **get_left_block** () override
- gr::basic_block_sptr **get_right_block** () override
- void **set_gnss_synchro** ([Gnss_Synchro](#) *p_gnss_synchro) override

Set acquisition/tracking common [Gnss_Synchro](#) object pointer to efficiently exchange synchronization data between acquisition and tracking blocks.
- void **set_channel** (unsigned int channel) override

Set acquisition channel unique ID.
- void **set_channel_fsm** (std::weak_ptr< [ChannelFsm](#) > channel_fsm) override

Set channel fsm associated to this acquisition instance.
- void **set_threshold** (float threshold) override

Set statistics threshold of PCPS algorithm.
- void **set_doppler_max** (unsigned int doppler_max) override

- *Set maximum Doppler off grid search.*
- void [set_doppler_step](#) (unsigned int doppler_step) override
- *Set Doppler steps for the grid search.*
- void [init](#) () override
- *Initializes acquisition algorithm.*
- void [set_local_code](#) () override
- *Sets local code for GPS L1/CA PCPS acquisition algorithm.*
- signed int [mag](#) () override
- *Returns the maximum peak of grid search.*
- void [reset](#) () override
- *Restart acquisition algorithm.*
- void [set_state](#) (int state) override
- *If state = 1, it forces the block to start acquiring from the first sample.*
- void [stop_acquisition](#) () override
- *Stop running acquisition.*
- void [set_resampler_latency](#) (uint32_t latency_samples __attribute__((unused))) override

10.150.1 Detailed Description

This class adapts a PCPS acquisition block to an [AcquisitionInterface](#) for GPS L1 C/A signals.

Definition at line 45 of file `glonass_l1_ca_pcps_acquisition.h`.

10.150.2 Member Function Documentation

10.150.2.1 implementation()

```
std::string GlonassL1CaPcpsAcquisition::implementation ( ) [inline], [override], [virtual]
```

Returns "GLONASS_L1_CA_PCPS_Acquisition".

Implements [GNSSBlockInterface](#).

Definition at line 64 of file `glonass_l1_ca_pcps_acquisition.h`.

10.150.2.2 init()

```
void GlonassL1CaPcpsAcquisition::init ( ) [override], [virtual]
```

Initializes acquisition algorithm.

Implements [AcquisitionInterface](#).

10.150.2.3 mag()

```
signed int GlonassL1CaPcpsAcquisition::mag ( ) [override], [virtual]
```

Returns the maximum peak of grid search.

Implements [AcquisitionInterface](#).

10.150.2.4 reset()

```
void GlonassL1CaPcpsAcquisition::reset ( ) [override], [virtual]
```

Restart acquisition algorithm.

Implements [AcquisitionInterface](#).

10.150.2.5 set_channel()

```
void GlonassL1CaPcpsAcquisition::set_channel (
    unsigned int channel ) [inline], [override], [virtual]
```

Set acquisition channel unique ID.

Implements [AcquisitionInterface](#).

Definition at line 89 of file glonass_l1_ca_pcps_acquisition.h.

10.150.2.6 set_channel_fsm()

```
void GlonassL1CaPcpsAcquisition::set_channel_fsm (
    std::weak_ptr< ChannelFsm > channel_fsm ) [inline], [override], [virtual]
```

Set channel fsm associated to this acquisition instance.

Implements [AcquisitionInterface](#).

Definition at line 98 of file glonass_l1_ca_pcps_acquisition.h.

10.150.2.7 set_doppler_max()

```
void GlonassL1CaPcpsAcquisition::set_doppler_max (
    unsigned int doppler_max ) [override], [virtual]
```

Set maximum Doppler off grid search.

Implements [AcquisitionInterface](#).

10.150.2.8 set_doppler_step()

```
void GlonassL1CaPcpsAcquisition::set_doppler_step (
    unsigned int doppler_step ) [override], [virtual]
```

Set Doppler steps for the grid search.

Implements [AcquisitionInterface](#).

10.150.2.9 set_gnss_synchro()

```
void GlonassL1CaPcpsAcquisition::set_gnss_synchro (
    Gnss\_Synchro * p_gnss_synchro ) [override], [virtual]
```

Set acquisition/tracking common [Gnss_Synchro](#) object pointer to efficiently exchange synchronization data between acquisition and tracking blocks.

Implements [AcquisitionInterface](#).

10.150.2.10 set_local_code()

```
void GlonassL1CaPcpsAcquisition::set_local_code ( ) [override], [virtual]
```

Sets local code for GPS L1/CA PCPS acquisition algorithm.

Implements [AcquisitionInterface](#).

10.150.2.11 set_state()

```
void GlonassL1CaPcpsAcquisition::set_state (
    int state ) [override], [virtual]
```

If state = 1, it forces the block to start acquiring from the first sample.

Implements [AcquisitionInterface](#).

10.150.2.12 `set_threshold()`

```
void GlonassL1CaPcpsAcquisition::set_threshold (
    float threshold ) [override], [virtual]
```

Set statistics threshold of PCPS algorithm.

Implements [AcquisitionInterface](#).

10.150.2.13 `stop_acquisition()`

```
void GlonassL1CaPcpsAcquisition::stop_acquisition ( ) [override], [virtual]
```

Stop running acquisition.

Implements [AcquisitionInterface](#).

The documentation for this class was generated from the following file:

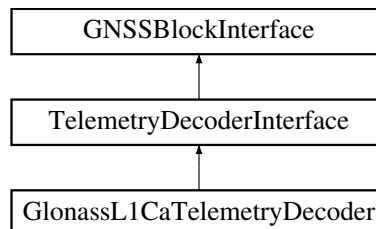
- [glonass_l1_ca_pcps_acquisition.h](#)

10.151 GlonassL1CaTelemetryDecoder Class Reference

This class implements a NAV data decoder for GLONASS L1 C/A.

```
#include <glonass_l1_ca_telemetry_decoder.h>
```

Inheritance diagram for GlonassL1CaTelemetryDecoder:



Public Member Functions

- **GlonassL1CaTelemetryDecoder** (const [ConfigurationInterface](#) *configuration, const std::string &role, unsigned int in_streams, unsigned int out_streams)
- void **connect** (gr::top_block_sptr top_block) override
- void **disconnect** (gr::top_block_sptr top_block) override
- gr::basic_block_sptr **get_left_block** () override
- gr::basic_block_sptr **get_right_block** () override
- void **set_satellite** (const [Gnss_Satellite](#) &satellite) override
- void **set_channel** (int channel) override
- std::string **role** () override
- std::string **implementation** () override
- *Returns "GLONASS_L1_CA_Telemetry_Decoder".*
- void **reset** () override
- size_t **item_size** () override

10.151.1 Detailed Description

This class implements a NAV data decoder for GLONASS L1 C/A.

Definition at line 43 of file `glonass_l1_ca_telemetry_decoder.h`.

10.151.2 Member Function Documentation

10.151.2.1 `implementation()`

```
std::string GlonassL1CaTelemetryDecoder::implementation ( ) [inline], [override], [virtual]
```

Returns "GLONASS_L1_CA_Telemetry_Decoder".

Implements [GNSSBlockInterface](#).

Definition at line 66 of file `glonass_l1_ca_telemetry_decoder.h`.

The documentation for this class was generated from the following file:

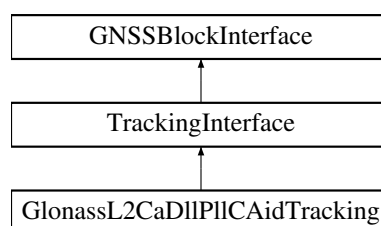
- [glonass_l1_ca_telemetry_decoder.h](#)

10.152 GlonassL2CaDllPllCAidTracking Class Reference

This class implements a code DLL + carrier PLL tracking loop.

```
#include <glonass_l2_ca_dll_pll_c_aid_tracking.h>
```

Inheritance diagram for `GlonassL2CaDllPllCAidTracking`:



Public Member Functions

- **GlonassL2CaDllPllCAidTracking** (const [ConfigurationInterface](#) *configuration, const std::string &role, unsigned int in_streams, unsigned int out_streams)
- std::string **role** () override
- std::string **implementation** () override
Returns "GLONASS_L2_CA_DLL_PLL_C_Aid_Tracking".
- size_t **item_size** () override
- void **connect** (gr::top_block_sptr top_block) override
- void **disconnect** (gr::top_block_sptr top_block) override
- gr::basic_block_sptr **get_left_block** () override
- gr::basic_block_sptr **get_right_block** () override
- void **set_channel** (unsigned int channel) override
Set tracking channel unique ID.
- void **set_gnss_synchro** ([Gnss_Synchro](#) *p_gnss_synchro) override
Set acquisition/tracking common [Gnss_Synchro](#) object pointer to efficiently exchange synchronization data between acquisition and tracking blocks.
- void **start_tracking** () override
- void **stop_tracking** () override
Stop running tracking.

10.152.1 Detailed Description

This class implements a code DLL + carrier PLL tracking loop.

Definition at line 43 of file `glonass_l2_ca_dll_pll_c_aid_tracking.h`.

10.152.2 Member Function Documentation

10.152.2.1 implementation()

```
std::string GlonassL2CaDllPllCAidTracking::implementation ( ) [inline], [override], [virtual]
```

Returns "GLONASS_L2_CA_DLL_PLL_C_Aid_Tracking".

Implements [GNSSBlockInterface](#).

Definition at line 60 of file `glonass_l2_ca_dll_pll_c_aid_tracking.h`.

10.152.2.2 set_channel()

```
void GlonassL2CaDllPllCAidTracking::set_channel (
    unsigned int channel ) [override], [virtual]
```

Set tracking channel unique ID.

Implements [TrackingInterface](#).

10.152.2.3 set_gnss_synchro()

```
void GlonassL2CaDllPllCAidTracking::set_gnss_synchro (
    Gnss_Synchro * p_gnss_synchro ) [override], [virtual]
```

Set acquisition/tracking common [Gnss_Synchro](#) object pointer to efficiently exchange synchronization data between acquisition and tracking blocks.

Implements [TrackingInterface](#).

10.152.2.4 stop_tracking()

```
void GlonassL2CaDllPllCAidTracking::stop_tracking ( ) [override], [virtual]
```

Stop running tracking.

Implements [TrackingInterface](#).

The documentation for this class was generated from the following file:

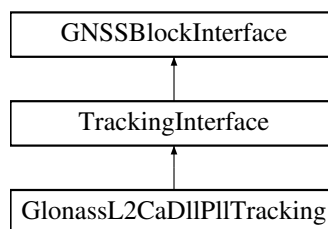
- [glonass_l2_ca_dll_pll_c_aid_tracking.h](#)

10.153 GlonassL2CaDllPllTracking Class Reference

This class implements a code DLL + carrier PLL tracking loop.

```
#include <glonass_l2_ca_dll_pll_tracking.h>
```

Inheritance diagram for GlonassL2CaDllPllTracking:



Public Member Functions

- **GlonassL2CaDllPllTracking** (const [ConfigurationInterface](#) *configuration, const std::string &role, unsigned int in_streams, unsigned int out_streams)
- std::string **role** () override
- std::string **implementation** () override
 - Returns "GLONASS_L1_CA_DLL_PLL_Tracking".
- size_t **item_size** () override
- void **connect** (gr::top_block_sptr top_block) override
- void **disconnect** (gr::top_block_sptr top_block) override
- gr::basic_block_sptr **get_left_block** () override
- gr::basic_block_sptr **get_right_block** () override
- void **set_channel** (unsigned int channel) override
 - Set tracking channel unique ID.
- void **set_gnss_synchro** ([Gnss_Synchro](#) *p_gnss_synchro) override
 - Set acquisition/tracking common [Gnss_Synchro](#) object pointer to efficiently exchange synchronization data between acquisition and tracking blocks.
- void **start_tracking** () override
- void **stop_tracking** () override
 - Stop running tracking.

10.153.1 Detailed Description

This class implements a code DLL + carrier PLL tracking loop.

Definition at line 42 of file `glonass_l2_ca_dll_pll_tracking.h`.

10.153.2 Member Function Documentation

10.153.2.1 `implementation()`

```
std::string GlonassL2CaDllPllTracking::implementation ( ) [inline], [override], [virtual]
```

Returns "GLONASS_L1_CA_DLL_PLL_Tracking".

Implements [GNSSBlockInterface](#).

Definition at line 59 of file `glonass_l2_ca_dll_pll_tracking.h`.

10.153.2.2 `set_channel()`

```
void GlonassL2CaDllPllTracking::set_channel (
    unsigned int channel ) [override], [virtual]
```

Set tracking channel unique ID.

Implements [TrackingInterface](#).

10.153.2.3 `set_gnss_synchro()`

```
void GlonassL2CaDllPllTracking::set_gnss_synchro (
    Gnss\_Synchro * p_gnss_synchro ) [override], [virtual]
```

Set acquisition/tracking common [Gnss_Synchro](#) object pointer to efficiently exchange synchronization data between acquisition and tracking blocks.

Implements [TrackingInterface](#).

10.153.2.4 stop_tracking()

```
void GlonassL2CaDllPllTracking::stop_tracking ( ) [override], [virtual]
```

Stop running tracking.

Implements [TrackingInterface](#).

The documentation for this class was generated from the following file:

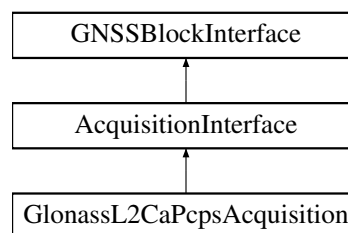
- [glonass_l2_ca_dll_pll_tracking.h](#)

10.154 GlonassL2CaPcpsAcquisition Class Reference

This class adapts a PCPS acquisition block to an [AcquisitionInterface](#) for GLONASS L2 C/A signals.

```
#include <glonass_l2_ca_pcps_acquisition.h>
```

Inheritance diagram for GlonassL2CaPcpsAcquisition:



Public Member Functions

- **GlonassL2CaPcpsAcquisition** (const [ConfigurationInterface](#) *configuration, const std::string &role, unsigned int in_streams, unsigned int out_streams)
- std::string **role** () override
- std::string **implementation** () override

Returns "GLONASS_L2_CA_PCPS_Acquisition".
- size_t **item_size** () override
- void **connect** (gr::top_block_sptr top_block) override
- void **disconnect** (gr::top_block_sptr top_block) override
- gr::basic_block_sptr **get_left_block** () override
- gr::basic_block_sptr **get_right_block** () override
- void **set_gnss_synchro** ([Gnss_Synchro](#) *p_gnss_synchro) override

Set acquisition/tracking common [Gnss_Synchro](#) object pointer to efficiently exchange synchronization data between acquisition and tracking blocks.
- void **set_channel** (unsigned int channel) override

Set acquisition channel unique ID.
- void **set_channel_fsm** (std::weak_ptr< [ChannelFsm](#) > channel_fsm) override

Set channel fsm associated to this acquisition instance.
- void **set_threshold** (float threshold) override

Set statistics threshold of PCPS algorithm.
- void **set_doppler_max** (unsigned int doppler_max) override

- *Set maximum Doppler off grid search.*
• void [set_doppler_step](#) (unsigned int doppler_step) override
- *Set Doppler steps for the grid search.*
• void [init](#) () override
- *Initializes acquisition algorithm.*
• void [set_local_code](#) () override
- *Sets local code for GLONASS L2/CA PCPS acquisition algorithm.*
• signed int [mag](#) () override
- *Returns the maximum peak of grid search.*
• void [reset](#) () override
- *Restart acquisition algorithm.*
• void [set_state](#) (int state) override
- *If state = 1, it forces the block to start acquiring from the first sample.*
• void [stop_acquisition](#) () override
- *Stop running acquisition.*
• void [set_resampler_latency](#) (uint32_t latency_samples __attribute__((unused))) override

10.154.1 Detailed Description

This class adapts a PCPS acquisition block to an [AcquisitionInterface](#) for GLONASS L2 C/A signals.

Definition at line 44 of file `glonass_l2_ca_pcps_acquisition.h`.

10.154.2 Member Function Documentation

10.154.2.1 implementation()

```
std::string GlonassL2CaPcpsAcquisition::implementation ( ) [inline], [override], [virtual]
```

Returns "GLONASS_L2_CA_PCPS_Acquisition".

Implements [GNSSBlockInterface](#).

Definition at line 63 of file `glonass_l2_ca_pcps_acquisition.h`.

10.154.2.2 init()

```
void GlonassL2CaPcpsAcquisition::init ( ) [override], [virtual]
```

Initializes acquisition algorithm.

Implements [AcquisitionInterface](#).

10.154.2.3 mag()

```
signed int GlonassL2CaPcpsAcquisition::mag ( ) [override], [virtual]
```

Returns the maximum peak of grid search.

Implements [AcquisitionInterface](#).

10.154.2.4 reset()

```
void GlonassL2CaPcpsAcquisition::reset ( ) [override], [virtual]
```

Restart acquisition algorithm.

Implements [AcquisitionInterface](#).

10.154.2.5 set_channel()

```
void GlonassL2CaPcpsAcquisition::set_channel (
    unsigned int channel ) [inline], [override], [virtual]
```

Set acquisition channel unique ID.

Implements [AcquisitionInterface](#).

Definition at line 88 of file glonass_l2_ca_pcps_acquisition.h.

10.154.2.6 set_channel_fsm()

```
void GlonassL2CaPcpsAcquisition::set_channel_fsm (
    std::weak_ptr< ChannelFsm > channel_fsm ) [inline], [override], [virtual]
```

Set channel fsm associated to this acquisition instance.

Implements [AcquisitionInterface](#).

Definition at line 97 of file glonass_l2_ca_pcps_acquisition.h.

10.154.2.7 set_doppler_max()

```
void GlonassL2CaPcpsAcquisition::set_doppler_max (
    unsigned int doppler_max ) [override], [virtual]
```

Set maximum Doppler off grid search.

Implements [AcquisitionInterface](#).

10.154.2.8 set_doppler_step()

```
void GlonassL2CaPcpsAcquisition::set_doppler_step (
    unsigned int doppler_step ) [override], [virtual]
```

Set Doppler steps for the grid search.

Implements [AcquisitionInterface](#).

10.154.2.9 set_gnss_synchro()

```
void GlonassL2CaPcpsAcquisition::set_gnss_synchro (
    Gnss\_Synchro * p_gnss_synchro ) [override], [virtual]
```

Set acquisition/tracking common [Gnss_Synchro](#) object pointer to efficiently exchange synchronization data between acquisition and tracking blocks.

Implements [AcquisitionInterface](#).

10.154.2.10 set_local_code()

```
void GlonassL2CaPcpsAcquisition::set_local_code ( ) [override], [virtual]
```

Sets local code for GLONASS L2/CA PCPS acquisition algorithm.

Implements [AcquisitionInterface](#).

10.154.2.11 set_state()

```
void GlonassL2CaPcpsAcquisition::set_state (
    int state ) [override], [virtual]
```

If state = 1, it forces the block to start acquiring from the first sample.

Implements [AcquisitionInterface](#).

10.154.2.12 set_threshold()

```
void GlonassL2CaPcpsAcquisition::set_threshold (
    float threshold ) [override], [virtual]
```

Set statistics threshold of PCPS algorithm.

Implements [AcquisitionInterface](#).

10.154.2.13 stop_acquisition()

```
void GlonassL2CaPcpsAcquisition::stop_acquisition ( ) [override], [virtual]
```

Stop running acquisition.

Implements [AcquisitionInterface](#).

The documentation for this class was generated from the following file:

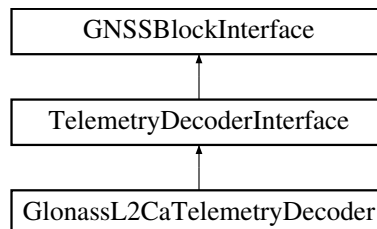
- [glonass_l2_ca_pcps_acquisition.h](#)

10.155 GlonassL2CaTelemetryDecoder Class Reference

This class implements a NAV data decoder for GLONASS L2 C/A.

```
#include <glonass_l2_ca_telemetry_decoder.h>
```

Inheritance diagram for GlonassL2CaTelemetryDecoder:



Public Member Functions

- **GlonassL2CaTelemetryDecoder** (const [ConfigurationInterface](#) *configuration, const std::string &role, unsigned int in_streams, unsigned int out_streams)
- void **connect** (gr::top_block_sptr top_block) override
- void **disconnect** (gr::top_block_sptr top_block) override
- gr::basic_block_sptr **get_left_block** () override
- gr::basic_block_sptr **get_right_block** () override
- void **set_satellite** (const [Gnss_Satellite](#) &satellite) override
- void **set_channel** (int channel) override
- std::string **role** () override
- std::string **implementation** () override
- *Returns "GLONASS_L2_CA_Telemetry_Decoder".*
- void **reset** () override
- size_t **item_size** () override

10.155.1 Detailed Description

This class implements a NAV data decoder for GLONASS L2 C/A.

Definition at line 42 of file `glonass_l2_ca_telemetry_decoder.h`.

10.155.2 Member Function Documentation

10.155.2.1 implementation()

```
std::string GlonassL2CaTelemetryDecoder::implementation ( ) [inline], [override], [virtual]
```

Returns "GLONASS_L2_CA_Telemetry_Decoder".

Implements [GNSSBlockInterface](#).

Definition at line 65 of file `glonass_l2_ca_telemetry_decoder.h`.

The documentation for this class was generated from the following file:

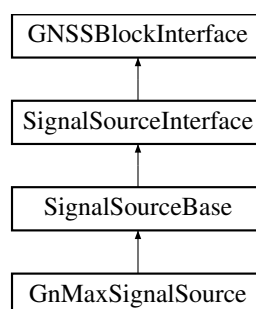
- [glonass_l2_ca_telemetry_decoder.h](#)

10.156 GnMaxSignalSource Class Reference

This class reads samples from a gnMAX2769 USB dongle, a RF front-end signal sampler.

```
#include <gnmax_signal_source.h>
```

Inheritance diagram for GnMaxSignalSource:



Public Member Functions

- **GnMaxSignalSource** (const [ConfigurationInterface](#) *configuration, const std::string &role, unsigned int in↔_stream, unsigned int out_stream, [Concurrent_Queue](#)< pmt::pmt_t > *queue)
- **size_t item_size** () override
- **void connect** (gr::top_block_sptr top_block) override
- **void disconnect** (gr::top_block_sptr top_block) override
- gr::basic_block_sptr **get_left_block** () override
- gr::basic_block_sptr **get_right_block** () override

Additional Inherited Members

10.156.1 Detailed Description

This class reads samples from a gnMAX2769 USB dongle, a RF front-end signal sampler.

Definition at line 44 of file gnmax_signal_source.h.

The documentation for this class was generated from the following file:

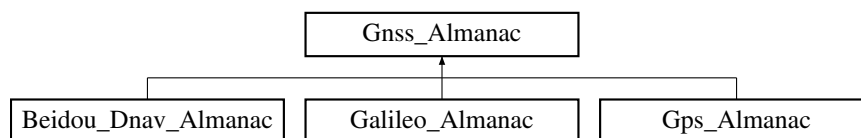
- [gnmax_signal_source.h](#)

10.157 Gnss_Almanac Class Reference

Base class for GNSS almanac storage.

```
#include <gnss_almanac.h>
```

Inheritance diagram for Gnss_Almanac:



Public Member Functions

- [Gnss_Almanac](#) ()=default
- double [predicted_doppler](#) (double rx_time_s, double lat, double lon, double h, double ve, double vn, double vu, int band) const

Computes prediction of the Doppler shift for a given time and receiver's position and velocity.

$$f_d = -\mathbf{v} \frac{\mathbf{x}^T}{|\mathbf{x}|} \frac{f_L}{c}$$

where:

$$\mathbf{v} = \mathbf{v}_{sat} - \mathbf{v}_{rx}$$

$$\mathbf{x} = \mathbf{x}_{sat} - \mathbf{x}_{rx}$$

$$|\mathbf{x}| = \sqrt{\mathbf{x}\mathbf{x}^T}$$

- void [satellitePosVelComputation](#) (double transmitTime, std::array< double, 7 > &pos_vel_dtr) const

Computes satellite Position and Velocity, in ECEF, for a given time (expressed in seconds of week)

Public Attributes

- uint32_t [PRN](#) {}
SV PRN NUMBER.
- double [delta_i](#) {}
Inclination Angle at Reference Time (relative to $i_0 = 0.30$ semi-circles)
- int32_t [toa](#) {}
Almanac data reference time of week [s].
- int32_t [WNa](#) {}
Almanac week number.
- double [M_0](#) {}
Mean Anomaly at Reference Time [semi-circles].
- double [ecc](#) {}
Eccentricity [dimensionless].
- double [sqrtA](#) {}
Square Root of the Semi-Major Axis [sqrt(m)].
- double [OMEGA_0](#) {}
Longitude of Ascending Node of Orbit Plane at Weekly Epoch [semi-circles].
- double [omega](#) {}
Argument of Perigee [semi-circles].
- double [OMEGAdot](#) {}
Rate of Right Ascension [semi-circles/s].
- double [af0](#) {}
Coefficient 0 of code phase offset model [s].
- double [af1](#) {}
Coefficient 1 of code phase offset model [s/s].

Protected Attributes

- char [System](#) {}
Character ID of the GNSS system. 'G': GPS. 'E': Galileo. 'B': BeiDou.

10.157.1 Detailed Description

Base class for GNSS almanac storage.

Definition at line 33 of file gnss_almanac.h.

10.157.2 Constructor & Destructor Documentation

10.157.2.1 Gnss_Almanac()

```
Gnss_Almanac::Gnss_Almanac ( ) [default]
```

Default constructor

10.157.3 Member Function Documentation

10.157.3.1 predicted_doppler()

```
double Gnss_Almanac::predicted_doppler (
    double rx_time_s,
    double lat,
    double lon,
    double h,
    double ve,
    double vn,
    double vu,
    int band ) const
```

Computes prediction of the Doppler shift for a given time and receiver's position and velocity.

$$f_d = -\mathbf{v} \frac{\mathbf{x}^T}{|\mathbf{x}|} \frac{f_L}{c}$$

where:

$$\mathbf{v} = \mathbf{v}_{sat} - \mathbf{v}_{rx}$$

$$\mathbf{x} = \mathbf{x}_{sat} - \mathbf{x}_{rx}$$

$$|\mathbf{x}| = \sqrt{\mathbf{x}\mathbf{x}^T}$$

Parameters

in	<i>rx_time_s</i>	Time of Week in seconds
in	<i>lat</i>	Receiver's latitude in degrees
in	<i>lon</i>	Receiver's longitude in degrees
in	<i>h</i>	Receiver's height in meters
in	<i>ve</i>	Receiver's velocity in the East direction [m/s]
in	<i>vn</i>	Receiver's velocity in the North direction [m/s]
in	<i>vu</i>	Receiver's velocity in the Up direction [m/s]
in	<i>band</i>	Signal band for which the Doppler will be computed (1: L1 C/A, E1B, B11; 2: L2C, B12; 3: B13; 5: L5/E5a; 6: E6B; 7: E5b; 8: E5a+E5b)

10.157.3.2 satellitePosVelComputation()

```
void Gnss_Almanac::satellitePosVelComputation (
    double transmitTime,
    std::array< double, 7 > & pos_vel_dtr ) const
```

Computes satellite Position and Velocity, in ECEF, for a given time (expressed in seconds of week)

10.157.4 Member Data Documentation

10.157.4.1 af0

```
double Gnss_Almanac::af0 {}
```

Coefficient 0 of code phase offset model [s].

Definition at line 91 of file gnss_almanac.h.

10.157.4.2 af1

```
double Gnss_Almanac::af1 {}
```

Coefficient 1 of code phase offset model [s/s].

Definition at line 92 of file gnss_almanac.h.

10.157.4.3 delta_i

```
double Gnss_Almanac::delta_i {}
```

Inclination Angle at Reference Time (relative to $i_0 = 0.30$ semi-circles)

Definition at line 82 of file gnss_almanac.h.

10.157.4.4 ecc

```
double Gnss_Almanac::ecc {}
```

Eccentricity [dimensionless].

Definition at line 86 of file gnss_almanac.h.

10.157.4.5 M_0

```
double Gnss_Almanac::M_0 {}
```

Mean Anomaly at Reference Time [semi-circles].

Definition at line 85 of file gnss_almanac.h.

10.157.4.6 omega

```
double Gnss_Almanac::omega {}
```

Argument of Perigee [semi-cicles].

Definition at line 89 of file gnss_almanac.h.

10.157.4.7 OMEGA_0

```
double Gnss_Almanac::OMEGA_0 {}
```

Longitude of Ascending Node of Orbit Plane at Weekly Epoch [semi-circles].

Definition at line 88 of file gnss_almanac.h.

10.157.4.8 OMEGAdot

```
double Gnss_Almanac::OMEGAdot {}
```

Rate of Right Ascension [semi-circles/s].

Definition at line 90 of file gnss_almanac.h.

10.157.4.9 PRN

```
uint32_t Gnss_Almanac::PRN {}
```

SV PRN NUMBER.

Definition at line 81 of file gnss_almanac.h.

10.157.4.10 sqrtA

```
double Gnss_Almanac::sqrtA {}
```

Square Root of the Semi-Major Axis [sqrt(m)].

Definition at line 87 of file gnss_almanac.h.

10.157.4.11 System

```
char Gnss_Almanac::System {} [protected]
```

Character ID of the GNSS system. 'G': GPS. 'E': Galileo. 'B': BeiDou.

Definition at line 95 of file gnss_almanac.h.

Referenced by Beidou_Dnav_Almanac::Beidou_Dnav_Almanac(), Galileo_Almanac::Galileo_Almanac(), and Gps_Almanac::Gps_Almanac().

10.157.4.12 toa

```
int32_t Gnss_Almanac::toa {}
```

Almanac data reference time of week [s].

Definition at line 83 of file gnss_almanac.h.

10.157.4.13 WNa

```
int32_t Gnss_Almanac::WNa {}
```

Almanac week number.

Definition at line 84 of file gnss_almanac.h.

The documentation for this class was generated from the following file:

- [gnss_almanac.h](#)

10.158 Gnss_circular_deque< T > Class Template Reference

Public Member Functions

- [Gnss_circular_deque](#) ()
Default constructor.
- [Gnss_circular_deque](#) (unsigned int max_size, unsigned int nchann)
nchann = number of channels; max_size = channel capacity
- unsigned int [size](#) (unsigned int ch) const
Returns the number of available elements in a channel.
- T & [at](#) (unsigned int ch, unsigned int pos)
Returns a reference to an element with bound checking.
- const T & [get](#) (unsigned int ch, unsigned int pos) const
Returns a const reference to an element without bound checking.
- T & [front](#) (unsigned int ch)

- *Returns a reference to the first element in the deque.*
- `T & back` (unsigned int ch)
Returns a reference to the last element in the deque.
- `void push_back` (unsigned int ch, const T &new_data)
Inserts an element at the end of the deque.
- `void pop_front` (unsigned int ch)
Removes the first element of the deque.
- `void clear` (unsigned int ch)
Removes all the elements of the deque (Sets size to 0). Capacity is not modified.
- `void reset` (unsigned int max_size, unsigned int nchann)
Removes all the elements in all the channels. Re-sets the number of channels and their capacity.
- `void reset` ()
Removes all the channels (Sets nchann to 0)

10.158.1 Detailed Description

```
template<class T>
class Gnss_circular_deque< T >
```

Definition at line 31 of file gnss_circular_deque.h.

The documentation for this class was generated from the following file:

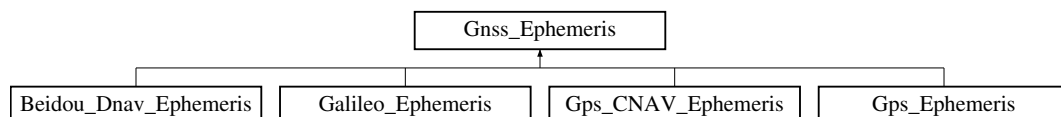
- [gnss_circular_deque.h](#)

10.159 Gnss_Ephemeris Class Reference

Base class for GNSS ephemeris storage.

```
#include <gnss_ephemeris.h>
```

Inheritance diagram for Gnss_Ephemeris:



Public Member Functions

- `double sv_clock_drift` (double transmitTime)
Sets (satClkDrift) and (dtr), and returns the clock drift in seconds according to the User Algorithm for SV Clock Correction (IS-GPS-200M, 20.3.3.3.3.1, and Galileo OS SIS ICD, 5.1.4).
- `double predicted_doppler` (double rx_time_s, double lat, double lon, double h, double ve, double vn, double vu, int band) const
Computes prediction of the Doppler shift for a given time and receiver's position and velocity.

$$f_d = -\mathbf{v} \frac{\mathbf{x}^T}{|\mathbf{x}|} \frac{f_L}{c}$$

where:

$$\begin{aligned}\mathbf{v} &= \mathbf{v}_{sat} - \mathbf{v}_{rx} \\ \mathbf{x} &= \mathbf{x}_{sat} - \mathbf{x}_{rx} \\ |\mathbf{x}| &= \sqrt{\mathbf{x}\mathbf{x}^T}\end{aligned}$$

- `void satellitePosition` (double transmitTime)
Computes the ECEF SV coordinates and ECEF velocity.

Public Attributes

- uint32_t **PRN** {}
SV ID.
- double **M_0** {}
Mean anomaly at reference time [semi-circles].
- double **delta_n** {}
Mean motion difference from computed value [semi-circles/sec].
- double **ecc** {}
Eccentricity.
- double **sqrtA** {}
Square root of the semi-major axis [meters^{1/2}].
- double **OMEGA_0** {}
Longitude of ascending node of orbital plane at weekly epoch [semi-circles].
- double **i_0** {}
Inclination angle at reference time [semi-circles].
- double **omega** {}
Argument of perigee [semi-circles].
- double **OMEGAdot** {}
Rate of right ascension [semi-circles/sec].
- double **idot** {}
Rate of inclination angle [semi-circles/sec].
- double **Cuc** {}
Amplitude of the cosine harmonic correction term to the argument of latitude [radians].
- double **Cus** {}
Amplitude of the sine harmonic correction term to the argument of latitude [radians].
- double **Crc** {}
Amplitude of the cosine harmonic correction term to the orbit radius [meters].
- double **Crs** {}
Amplitude of the sine harmonic correction term to the orbit radius [meters].
- double **Cic** {}
Amplitude of the cosine harmonic correction term to the angle of inclination [radians].
- double **Cis** {}
Amplitude of the sine harmonic correction term to the angle of inclination [radians].
- int32_t **toe** {}
Ephemeris reference time [s].
- int32_t **toc** {}
Clock correction data reference Time of Week [sec].
- double **af0** {}
SV clock bias correction coefficient [s].
- double **af1** {}
SV clock drift correction coefficient [s/s].
- double **af2** {}
SV clock drift rate correction coefficient [s/s²].
- double **satClkDrift** {}
SV clock drift.
- double **dtr** {}
Relativistic clock correction term.
- int32_t **WN** {}
Week number.
- int32_t **tow** {}

Time of Week.

- double [satpos_X](#) {}
Earth-fixed coordinate x of the satellite [m]. Intersection of the IERS Reference Meridian (IRM) and the plane passing through the origin and normal to the Z-axis.
- double [satpos_Y](#) {}
Earth-fixed coordinate y of the satellite [m]. Completes a right-handed, Earth-Centered, Earth-Fixed orthogonal coordinate system.
- double [satpos_Z](#) {}
Earth-fixed coordinate z of the satellite [m]. The direction of the IERS (International Earth Rotation and Reference Systems Service) Reference Pole (IRP).
- double [satvel_X](#) {}
Earth-fixed velocity coordinate x of the satellite [m].
- double [satvel_Y](#) {}
Earth-fixed velocity coordinate y of the satellite [m].
- double [satvel_Z](#) {}
Earth-fixed velocity coordinate z of the satellite [m].

Protected Attributes

- char [System](#) {}
Character ID of the GNSS system. 'G': GPS. 'E': Galileo. 'B': BeiDou.

10.159.1 Detailed Description

Base class for GNSS ephemeris storage.

Definition at line 28 of file gnss_ephemeris.h.

10.159.2 Member Function Documentation

10.159.2.1 `predicted_doppler()`

```
double Gnss_Ephemeris::predicted_doppler (
    double rx_time_s,
    double lat,
    double lon,
    double h,
    double ve,
    double vn,
    double vu,
    int band ) const
```

Computes prediction of the Doppler shift for a given time and receiver's position and velocity.

$$f_d = -\mathbf{v} \frac{\mathbf{x}^T}{|\mathbf{x}|} \frac{f_L}{c}$$

where:

$$\mathbf{v} = \mathbf{v}_{sat} - \mathbf{v}_{rx}$$

$$\mathbf{x} = \mathbf{x}_{sat} - \mathbf{x}_{rx}$$

$$|\mathbf{x}| = \sqrt{\mathbf{x}\mathbf{x}^T}$$

.

Parameters

in	<i>rx_time</i> <i>_s</i>	Time of Week in seconds
in	<i>lat</i>	Receiver's latitude in degrees
in	<i>lon</i>	Receiver's longitude in degrees
in	<i>h</i>	Receiver's height in meters
in	<i>ve</i>	Receiver's velocity in the East direction [m/s]
in	<i>vn</i>	Receiver's velocity in the North direction [m/s]
in	<i>vu</i>	Receiver's velocity in the Up direction [m/s]
in	<i>band</i>	Signal band for which the Doppler will be computed (1: L1 C/A, E1B, BI1; 2: L2C, BI2; 3: BI3; 5: L5/E5a; 6: E6B; 7: E5b; 8: E5a+E5b)

10.159.2.2 `satellitePosition()`

```
void Gnss_Ephemeris::satellitePosition (
    double transmitTime )
```

Computes the ECEF SV coordinates and ECEF velocity.

10.159.2.3 `sv_clock_drift()`

```
double Gnss_Ephemeris::sv_clock_drift (
    double transmitTime )
```

Sets (*satClkDrift*) and (*dtr*), and returns the clock drift in seconds according to the User Algorithm for SV Clock Correction (IS-GPS-200M, 20.3.3.3.3.1, and Galileo OS SIS ICD, 5.1.4).

10.159.3 Member Data Documentation

10.159.3.1 `af0`

```
double Gnss_Ephemeris::af0 {}
```

SV clock bias correction coefficient [s].

Definition at line 90 of file `gnss_ephemeris.h`.

Referenced by `Serdes_Galileo_Eph::readProtobuffer()`, `Serdes_Gps_Eph::readProtobuffer()`, `Galileo_Ephemeris::serialize()`, `Gps_Ephemeris::serialize()`, `Beidou_Dnav_Ephemeris::serialize()`, and `Gps_CNAV_Ephemeris::serialize()`.

10.159.3.2 af1

```
double Gnss_Ephemeris::af1 {}
```

SV clock drift correction coefficient [s/s].

Definition at line 91 of file gnss_ephemeris.h.

Referenced by Serdes_Galileo_Eph::readProtobuffer(), Serdes_Gps_Eph::readProtobuffer(), Galileo_Ephemeris↵::serialize(), Gps_Ephemeris::serialize(), Beidou_Dnav_Ephemeris::serialize(), and Gps_CNAV_Ephemeris↵::serialize().

10.159.3.3 af2

```
double Gnss_Ephemeris::af2 {}
```

SV clock drift rate correction coefficient [s/s²].

Definition at line 92 of file gnss_ephemeris.h.

Referenced by Serdes_Galileo_Eph::readProtobuffer(), Serdes_Gps_Eph::readProtobuffer(), Galileo_Ephemeris↵::serialize(), Gps_Ephemeris::serialize(), Beidou_Dnav_Ephemeris::serialize(), and Gps_CNAV_Ephemeris↵::serialize().

10.159.3.4 Cic

```
double Gnss_Ephemeris::Cic {}
```

Amplitude of the cosine harmonic correction term to the angle of inclination [radians].

Definition at line 84 of file gnss_ephemeris.h.

Referenced by Serdes_Galileo_Eph::readProtobuffer(), Serdes_Gps_Eph::readProtobuffer(), Galileo_Ephemeris↵::serialize(), Gps_Ephemeris::serialize(), Beidou_Dnav_Ephemeris::serialize(), and Gps_CNAV_Ephemeris↵::serialize().

10.159.3.5 Cis

```
double Gnss_Ephemeris::Cis {}
```

Amplitude of the sine harmonic correction term to the angle of inclination [radians].

Definition at line 85 of file gnss_ephemeris.h.

Referenced by Serdes_Galileo_Eph::readProtobuffer(), Serdes_Gps_Eph::readProtobuffer(), Galileo_Ephemeris↵::serialize(), Gps_Ephemeris::serialize(), Beidou_Dnav_Ephemeris::serialize(), and Gps_CNAV_Ephemeris↵::serialize().

10.159.3.6 Crc

```
double Gnss_Ephemeris::Crc {}
```

Amplitude of the cosine harmonic correction term to the orbit radius [meters].

Definition at line 82 of file gnss_ephemeris.h.

Referenced by Serdes_Galileo_Eph::readProtobuffer(), Serdes_Gps_Eph::readProtobuffer(), Galileo_Ephemeris::serialize(), Gps_Ephemeris::serialize(), Beidou_Dnav_Ephemeris::serialize(), and Gps_CNAV_Ephemeris::serialize().

10.159.3.7 Crs

```
double Gnss_Ephemeris::Crs {}
```

Amplitude of the sine harmonic correction term to the orbit radius [meters].

Definition at line 83 of file gnss_ephemeris.h.

Referenced by Serdes_Galileo_Eph::readProtobuffer(), Serdes_Gps_Eph::readProtobuffer(), Galileo_Ephemeris::serialize(), Gps_Ephemeris::serialize(), Beidou_Dnav_Ephemeris::serialize(), and Gps_CNAV_Ephemeris::serialize().

10.159.3.8 Cuc

```
double Gnss_Ephemeris::Cuc {}
```

Amplitude of the cosine harmonic correction term to the argument of latitude [radians].

Definition at line 80 of file gnss_ephemeris.h.

Referenced by Serdes_Galileo_Eph::readProtobuffer(), Serdes_Gps_Eph::readProtobuffer(), Galileo_Ephemeris::serialize(), Gps_Ephemeris::serialize(), Beidou_Dnav_Ephemeris::serialize(), and Gps_CNAV_Ephemeris::serialize().

10.159.3.9 Cus

```
double Gnss_Ephemeris::Cus {}
```

Amplitude of the sine harmonic correction term to the argument of latitude [radians].

Definition at line 81 of file gnss_ephemeris.h.

Referenced by Serdes_Galileo_Eph::readProtobuffer(), Serdes_Gps_Eph::readProtobuffer(), Galileo_Ephemeris::serialize(), Gps_Ephemeris::serialize(), Beidou_Dnav_Ephemeris::serialize(), and Gps_CNAV_Ephemeris::serialize().

10.159.3.10 `delta_n`

```
double Gnss_Ephemeris::delta_n {}
```

Mean motion difference from computed value [semi-circles/sec].

Definition at line 72 of file `gnss_ephemeris.h`.

Referenced by `Serdes_Galileo_Eph::readProtobuffer()`, `Serdes_Gps_Eph::readProtobuffer()`, `Galileo_Ephemeris::serialize()`, `Gps_Ephemeris::serialize()`, `Beidou_Dnav_Ephemeris::serialize()`, and `Gps_CNAV_Ephemeris::serialize()`.

10.159.3.11 `dtr`

```
double Gnss_Ephemeris::dtr {}
```

Relativistic clock correction term.

Definition at line 95 of file `gnss_ephemeris.h`.

Referenced by `Serdes_Galileo_Eph::readProtobuffer()`, `Serdes_Gps_Eph::readProtobuffer()`, `Galileo_Ephemeris::serialize()`, `Gps_Ephemeris::serialize()`, `Beidou_Dnav_Ephemeris::serialize()`, and `Gps_CNAV_Ephemeris::serialize()`.

10.159.3.12 `ecc`

```
double Gnss_Ephemeris::ecc {}
```

Eccentricity.

Definition at line 73 of file `gnss_ephemeris.h`.

Referenced by `Serdes_Galileo_Eph::readProtobuffer()`, `Serdes_Gps_Eph::readProtobuffer()`, `Galileo_Ephemeris::serialize()`, `Gps_Ephemeris::serialize()`, `Beidou_Dnav_Ephemeris::serialize()`, and `Gps_CNAV_Ephemeris::serialize()`.

10.159.3.13 `i_0`

```
double Gnss_Ephemeris::i_0 {}
```

Inclination angle at reference time [semi-circles].

Definition at line 76 of file `gnss_ephemeris.h`.

Referenced by `Serdes_Galileo_Eph::readProtobuffer()`, `Serdes_Gps_Eph::readProtobuffer()`, `Galileo_Ephemeris::serialize()`, `Gps_Ephemeris::serialize()`, `Beidou_Dnav_Ephemeris::serialize()`, and `Gps_CNAV_Ephemeris::serialize()`.

10.159.3.14 idot

```
double Gnss_Ephemeris::idot {}
```

Rate of inclination angle [semi-circles/sec].

Definition at line 79 of file gnss_ephemeris.h.

Referenced by Serdes_Galileo_Eph::readProtobuffer(), Serdes_Gps_Eph::readProtobuffer(), Galileo_Ephemeris::serialize(), Gps_Ephemeris::serialize(), Beidou_Dnav_Ephemeris::serialize(), and Gps_CNAV_Ephemeris::serialize().

10.159.3.15 M_0

```
double Gnss_Ephemeris::M_0 {}
```

Mean anomaly at reference time [semi-circles].

Definition at line 71 of file gnss_ephemeris.h.

Referenced by Serdes_Galileo_Eph::readProtobuffer(), Serdes_Gps_Eph::readProtobuffer(), Galileo_Ephemeris::serialize(), Gps_Ephemeris::serialize(), Beidou_Dnav_Ephemeris::serialize(), and Gps_CNAV_Ephemeris::serialize().

10.159.3.16 omega

```
double Gnss_Ephemeris::omega {}
```

Argument of perigee [semi-circles].

Definition at line 77 of file gnss_ephemeris.h.

Referenced by Serdes_Galileo_Eph::readProtobuffer(), Serdes_Gps_Eph::readProtobuffer(), Galileo_Ephemeris::serialize(), Gps_Ephemeris::serialize(), Beidou_Dnav_Ephemeris::serialize(), and Gps_CNAV_Ephemeris::serialize().

10.159.3.17 OMEGA_0

```
double Gnss_Ephemeris::OMEGA_0 {}
```

Longitude of ascending node of orbital plane at weekly epoch [semi-circles].

Definition at line 75 of file gnss_ephemeris.h.

Referenced by Serdes_Galileo_Eph::readProtobuffer(), Serdes_Gps_Eph::readProtobuffer(), Galileo_Ephemeris::serialize(), Gps_Ephemeris::serialize(), Beidou_Dnav_Ephemeris::serialize(), and Gps_CNAV_Ephemeris::serialize().

10.159.3.18 OMEGAdot

```
double Gnss_Ephemeris::OMEGAdot {}
```

Rate of right ascension [semi-circles/sec].

Definition at line 78 of file gnss_ephemeris.h.

Referenced by Serdes_Galileo_Eph::readProtobuffer(), Serdes_Gps_Eph::readProtobuffer(), Galileo_Ephemeris↵::serialize(), Gps_Ephemeris::serialize(), Beidou_Dnav_Ephemeris::serialize(), and Gps_CNAV_Ephemeris↵::serialize().

10.159.3.19 PRN

```
uint32_t Gnss_Ephemeris::PRN {}
```

SV ID.

Definition at line 70 of file gnss_ephemeris.h.

Referenced by Serdes_Galileo_Eph::readProtobuffer(), Serdes_Gps_Eph::readProtobuffer(), Galileo_Ephemeris↵::serialize(), Gps_Ephemeris::serialize(), Beidou_Dnav_Ephemeris::serialize(), and Gps_CNAV_Ephemeris↵::serialize().

10.159.3.20 satClkDrift

```
double Gnss_Ephemeris::satClkDrift {}
```

SV clock drift.

Definition at line 94 of file gnss_ephemeris.h.

Referenced by Serdes_Galileo_Eph::readProtobuffer(), Serdes_Gps_Eph::readProtobuffer(), Galileo_Ephemeris↵::serialize(), Gps_Ephemeris::serialize(), Beidou_Dnav_Ephemeris::serialize(), and Gps_CNAV_Ephemeris↵::serialize().

10.159.3.21 satpos_X

```
double Gnss_Ephemeris::satpos_X {}
```

Earth-fixed coordinate x of the satellite [m]. Intersection of the IERS Reference Meridian (IRM) and the plane passing through the origin and normal to the Z-axis.

Definition at line 102 of file gnss_ephemeris.h.

10.159.3.22 satpos_Y

```
double Gnss_Ephemeris::satpos_Y {}
```

Earth-fixed coordinate y of the satellite [m]. Completes a right-handed, Earth-Centered, Earth-Fixed orthogonal coordinate system.

Definition at line 103 of file gnss_ephemeris.h.

10.159.3.23 satpos_Z

```
double Gnss_Ephemeris::satpos_Z {}
```

Earth-fixed coordinate z of the satellite [m]. The direction of the IERS (International Earth Rotation and Reference Systems Service) Reference Pole (IRP).

Definition at line 104 of file gnss_ephemeris.h.

10.159.3.24 satvel_X

```
double Gnss_Ephemeris::satvel_X {}
```

Earth-fixed velocity coordinate x of the satellite [m].

Definition at line 107 of file gnss_ephemeris.h.

10.159.3.25 satvel_Y

```
double Gnss_Ephemeris::satvel_Y {}
```

Earth-fixed velocity coordinate y of the satellite [m].

Definition at line 108 of file gnss_ephemeris.h.

10.159.3.26 satvel_Z

```
double Gnss_Ephemeris::satvel_Z {}
```

Earth-fixed velocity coordinate z of the satellite [m].

Definition at line 109 of file gnss_ephemeris.h.

10.159.3.27 sqrtA

```
double Gnss_Ephemeris::sqrtA {}
```

Square root of the semi-major axis [meters^{1/2}].

Definition at line 74 of file gnss_ephemeris.h.

Referenced by Serdes_Galileo_Eph::readProtobuffer(), Serdes_Gps_Eph::readProtobuffer(), Galileo_Ephemeris↵::serialize(), Gps_Ephemeris::serialize(), Beidou_Dnav_Ephemeris::serialize(), and Gps_CNAV_Ephemeris↵::serialize().

10.159.3.28 System

```
char Gnss_Ephemeris::System {} [protected]
```

Character ID of the GNSS system. 'G': GPS. 'E': Galileo. 'B': BeiDou.

Definition at line 112 of file gnss_ephemeris.h.

Referenced by Gps_CNAV_Ephemeris::Gps_CNAV_Ephemeris().

10.159.3.29 toc

```
int32_t Gnss_Ephemeris::toc {}
```

Clock correction data reference Time of Week [sec].

Definition at line 89 of file gnss_ephemeris.h.

Referenced by Serdes_Galileo_Eph::readProtobuffer(), Serdes_Gps_Eph::readProtobuffer(), Galileo_Ephemeris↵::serialize(), Gps_Ephemeris::serialize(), Beidou_Dnav_Ephemeris::serialize(), and Gps_CNAV_Ephemeris↵::serialize().

10.159.3.30 toe

```
int32_t Gnss_Ephemeris::toe {}
```

Ephemeris reference time [s].

Definition at line 86 of file gnss_ephemeris.h.

Referenced by Serdes_Galileo_Eph::readProtobuffer(), Serdes_Gps_Eph::readProtobuffer(), Galileo_Ephemeris↵::serialize(), Gps_Ephemeris::serialize(), Beidou_Dnav_Ephemeris::serialize(), and Gps_CNAV_Ephemeris↵::serialize().

10.159.3.31 tow

```
int32_t Gnss_Ephemeris::tow {}
```

Time of Week.

Definition at line 99 of file gnss_ephemeris.h.

Referenced by Serdes_Galileo_Eph::readProtobuffer(), Serdes_Gps_Eph::readProtobuffer(), Galileo_Ephemeris↵::serialize(), Gps_Ephemeris::serialize(), Beidou_Dnav_Ephemeris::serialize(), and Gps_CNAV_Ephemeris↵::serialize().

10.159.3.32 WN

```
int32_t Gnss_Ephemeris::WN {}
```

Week number.

Definition at line 98 of file gnss_ephemeris.h.

Referenced by Serdes_Galileo_Eph::readProtobuffer(), Serdes_Gps_Eph::readProtobuffer(), Galileo_Ephemeris↵::serialize(), Gps_Ephemeris::serialize(), Beidou_Dnav_Ephemeris::serialize(), and Gps_CNAV_Ephemeris↵::serialize().

The documentation for this class was generated from the following file:

- [gnss_ephemeris.h](#)

10.160 Gnss_Satellite Class Reference

This class represents a GNSS satellite.

```
#include <gnss_satellite.h>
```

Public Member Functions

- [Gnss_Satellite](#) ()=default
Default Constructor.
- [Gnss_Satellite](#) (const std::string &system_, uint32_t PRN_)
Concrete GNSS satellite Constructor.
- [~Gnss_Satellite](#) ()=default
Default Destructor.
- [Gnss_Satellite](#) (const [Gnss_Satellite](#) &other) noexcept
Copy constructor.
- [Gnss_Satellite](#) & operator= (const [Gnss_Satellite](#) &)
Copy assignment operator.
- [Gnss_Satellite](#) ([Gnss_Satellite](#) &&other) noexcept
Move constructor.

- `Gnss_Satellite & operator= (Gnss_Satellite &&other)` noexcept
Move assignment operator.
- void `update_PRN` (uint32_t PRN)
Updates the PRN Number when information is decoded, only applies to GLONASS GNAV messages.
- uint32_t `get_PRN` () const
Gets satellite's PRN.
- int32_t `get_rf_link` () const
Gets the satellite's rf link.
- std::string `get_system` () const
Gets the satellite system {"GPS", "GLONASS", "SBAS", "Galileo", "Beidou"}.
- std::string `get_system_short` () const
Gets the satellite system {"G", "R", "SBAS", "E", "C"}.
- std::string `get_block` () const
Gets the satellite block. If GPS, returns {"IIA", "IIR", "IIR-M", "IIF"}.
- std::string `what_block` (const std::string &system_, uint32_t PRN_)
Gets the block of a given satellite.

Friends

- bool `operator==` (const `Gnss_Satellite` &, const `Gnss_Satellite` &)
operator== for comparison
- std::ostream & `operator<<` (std::ostream &, const `Gnss_Satellite` &)
operator<< for pretty printing

10.160.1 Detailed Description

This class represents a GNSS satellite.

It contains information about the space vehicles currently operational of GPS, Glonass, SBAS and Galileo constellations.

Definition at line 39 of file `gnss_satellite.h`.

10.160.2 Constructor & Destructor Documentation

10.160.2.1 `Gnss_Satellite()` [1/4]

```
Gnss_Satellite::Gnss_Satellite ( ) [default]
```

Default Constructor.

10.160.2.2 Gnss_Satellite() [2/4]

```
Gnss_Satellite::Gnss_Satellite (
    const std::string & system_,
    uint32_t PRN_ )
```

Concrete GNSS satellite Constructor.

10.160.2.3 ~Gnss_Satellite()

```
Gnss_Satellite::~Gnss_Satellite ( ) [default]
```

Default Destructor.

10.160.2.4 Gnss_Satellite() [3/4]

```
Gnss_Satellite::Gnss_Satellite (
    const Gnss_Satellite & other ) [noexcept]
```

Copy constructor.

10.160.2.5 Gnss_Satellite() [4/4]

```
Gnss_Satellite::Gnss_Satellite (
    Gnss_Satellite && other ) [noexcept]
```

Move constructor.

10.160.3 Member Function Documentation

10.160.3.1 get_block()

```
std::string Gnss_Satellite::get_block ( ) const
```

Gets the satellite block. If GPS, returns {"IIA", "IIR", "IIR-M", "IIF"}.

10.160.3.2 `get_PRN()`

```
uint32_t Gnss_Satellite::get_PRN ( ) const
```

Gets satellite's PRN.

10.160.3.3 `get_rf_link()`

```
int32_t Gnss_Satellite::get_rf_link ( ) const
```

Gets the satellite's rf link.

10.160.3.4 `get_system()`

```
std::string Gnss_Satellite::get_system ( ) const
```

Gets the satellite system {"GPS", "GLONASS", "SBAS", "Galileo", "Beidou"}.

10.160.3.5 `get_system_short()`

```
std::string Gnss_Satellite::get_system_short ( ) const
```

Gets the satellite system {"G", "R", "SBAS", "E", "C"}.

10.160.3.6 `operator=()` [1/2]

```
Gnss_Satellite& Gnss_Satellite::operator= (
    const Gnss_Satellite & )
```

Copy assignment operator.

10.160.3.7 `operator=()` [2/2]

```
Gnss_Satellite& Gnss_Satellite::operator= (
    Gnss_Satellite && other ) [noexcept]
```

Move assignment operator.

10.160.3.8 update_PRN()

```
void Gnss_Satellite::update_PRN (
    uint32_t PRN )
```

Updates the PRN Number when information is decoded, only applies to GLONASS GNAV messages.

10.160.3.9 what_block()

```
std::string Gnss_Satellite::what_block (
    const std::string & system_,
    uint32_t PRN_ )
```

Gets the block of a given satellite.

10.160.4 Friends And Related Function Documentation

10.160.4.1 operator<<

```
std::ostream& operator<< (
    std::ostream & ,
    const Gnss_Satellite & ) [friend]
```

operator<< for pretty printing

10.160.4.2 operator==

```
bool operator== (
    const Gnss_Satellite & ,
    const Gnss_Satellite & ) [friend]
```

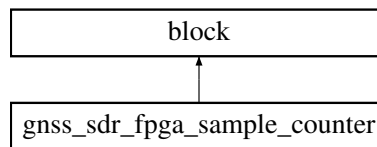
operator== for comparison

The documentation for this class was generated from the following file:

- [gnss_satellite.h](#)

10.161 gnss_sdr_fpga_sample_counter Class Reference

Inheritance diagram for gnss_sdr_fpga_sample_counter:



Public Member Functions

- int **general_work** (int noutput_items, gr_vector_int &ninput_items, gr_vector_const_void_star &input_items, gr_vector_void_star &output_items)

Friends

- gnss_sdr_fpga_sample_counter_sptr **gnss_sdr_make_fpga_sample_counter** (double _fs, int32_t _interval_ms)

10.161.1 Detailed Description

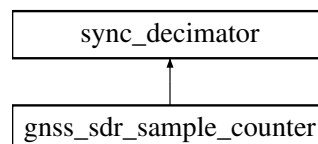
Definition at line 40 of file gnss_sdr_fpga_sample_counter.h.

The documentation for this class was generated from the following file:

- [gnss_sdr_fpga_sample_counter.h](#)

10.162 gnss_sdr_sample_counter Class Reference

Inheritance diagram for gnss_sdr_sample_counter:



Public Member Functions

- int **work** (int noutput_items, gr_vector_const_void_star &input_items, gr_vector_void_star &output_items)

Friends

- gnss_sdr_sample_counter_sptr **gnss_sdr_make_sample_counter** (double _fs, int32_t _interval_ms, size_t _size)

10.162.1 Detailed Description

Definition at line 43 of file `gnss_sdr_sample_counter.h`.

The documentation for this class was generated from the following file:

- [gnss_sdr_sample_counter.h](#)

10.163 Gnss_Sdr_Supl_Client Class Reference

class that implements a C++ interface to external Secure User Location Protocol (SUPL) client library..

```
#include <gnss_sdr_supl_client.h>
```

Public Member Functions

- int **get_assistance** (int i_mcc, int i_mns, int i_lac, int i_ci)
- void **read_supl_data** ()
- bool **load_ephemeris_xml** (const std::string &file_name)
Read GPS NAV ephemeris map from XML file.
- bool **save_ephemeris_map_xml** (const std::string &file_name, std::map< int, [Gps_Ephemeris](#) > eph_map)
Save ephemeris map to XML file.
- bool **load_cnav_ephemeris_xml** (const std::string &file_name)
Read GPS CNAV ephemeris map from XML file.
- bool **save_cnav_ephemeris_map_xml** (const std::string file_name, std::map< int, [Gps_CNAV_Ephemeris](#) > eph_map)
Save GPS CNAV ephemeris map to XML file.
- bool **load_gal_ephemeris_xml** (const std::string &file_name)
Read Galileo ephemeris map from XML file.
- bool **save_gal_ephemeris_map_xml** (const std::string file_name, std::map< int, [Galileo_Ephemeris](#) > eph_map)
Save Galileo ephemeris map to XML file.
- bool **load_gnav_ephemeris_xml** (const std::string &file_name)
Read GLONASS GNAV ephemeris map from XML file.
- bool **save_gnav_ephemeris_map_xml** (const std::string file_name, std::map< int, [Glonass_Gnav_Ephemeris](#) > eph_map)
Save GLONASS GNAV ephemeris map to XML file.
- bool **load_utc_xml** (const std::string &file_name)
Read GPS utc model from XML file.
- bool **save_utc_xml** (const std::string &file_name, [Gps_Utc_Model](#) &utc)
Save UTC model map to XML file.
- bool **load_cnav_utc_xml** (const std::string &file_name)
Read CNAV GPS utc model from XML file.
- bool **save_cnav_utc_xml** (const std::string &file_name, [Gps_CNAV_Utc_Model](#) &utc)
Save CNAV UTC model map to XML file.
- bool **load_gal_utc_xml** (const std::string &file_name)
Read Galileo utc model from XML file.
- bool **save_gal_utc_xml** (const std::string &file_name, [Galileo_Utc_Model](#) &utc)
Save Galileo UTC model map to XML file.

- bool [load_gal_almanac_xml](#) (const std::string &file_name)
Read Galileo almanac map from XML file.
- bool [save_gal_almanac_xml](#) (const std::string &file_name, std::map< int, [Galileo_Almanac](#) > galileo_almanac_map_to_save)
Save Galileo almanac map to XML file.
- bool [load_gps_almanac_xml](#) (const std::string &file_name)
Read GPS almanac map from XML file.
- bool [save_gps_almanac_xml](#) (const std::string &file_name, std::map< int, [Gps_Almanac](#) > gps_almanac_map_to_save)
Save GPS almanac map to XML file.
- bool [load_iono_xml](#) (const std::string &file_name)
Read iono from XML file.
- bool [save_iono_xml](#) (const std::string &file_name, [Gps_Iono](#) &iono)
Save iono map to XML file.
- bool [load_gal_iono_xml](#) (const std::string &file_name)
Read Galileo iono from XML file.
- bool [save_gal_iono_xml](#) (const std::string &file_name, [Galileo_Iono](#) &iono)
Save Galileo iono map to XML file.
- bool [load_glo_utc_xml](#) (const std::string &file_name)
Read Glonass utc model from XML file.
- bool [save_glo_utc_xml](#) (const std::string &file_name, [Glonass_Gnav_Utc_Model](#) &utc)
Save Glonass UTC model map to XML file.
- bool [load_ref_time_xml](#) (const std::string &file_name)
Read ref time from XML file.
- bool [save_ref_time_xml](#) (const std::string &file_name, [Agnss_Ref_Time](#) &ref_time_map)
Save ref time map to XML file.
- bool [load_ref_location_xml](#) (const std::string &file_name)
Read ref location from XML file.
- bool [save_ref_location_xml](#) (const std::string &file_name, [Agnss_Ref_Location](#) &ref_location)
Save ref location map to XML file.
- void **print_assistance** ()

Public Attributes

- std::string **server_name**
- int **server_port**
- int **request**
- std::map< int, [Gps_Ephemeris](#) > **gps_ephemeris_map**
- std::map< int, [Galileo_Ephemeris](#) > **gal_ephemeris_map**
- std::map< int, [Gps_CNAV_Ephemeris](#) > **gps_cnav_ephemeris_map**
- std::map< int, [Glonass_Gnav_Ephemeris](#) > **glonass_gnav_ephemeris_map**
- std::map< int, [Gps_Almanac](#) > **gps_almanac_map**
- std::map< int, [Galileo_Almanac](#) > **gal_almanac_map**
- [Gps_Iono](#) **gps_iono**
- [Galileo_Iono](#) **gal_iono**
- [Agnss_Ref_Time](#) **gps_time**
- [Gps_Utc_Model](#) **gps_utc**
- [Galileo_Utc_Model](#) **gal_utc**
- [Gps_CNAV_Utc_Model](#) **gps_cnav_utc**
- [Glonass_Gnav_Utc_Model](#) **glo_gnav_utc**
- [Agnss_Ref_Location](#) **gps_ref_loc**
- std::map< int, [Gps_Acq_Assist](#) > **gps_acq_map**

10.163.1 Detailed Description

class that implements a C++ interface to external Secure User Location Protocol (SUPL) client library..

Definition at line 55 of file gnss_sdr_supl_client.h.

10.163.2 Member Function Documentation

10.163.2.1 load_cnav_ephemeris_xml()

```
bool Gnss_Sdr_Supl_Client::load_cnav_ephemeris_xml (
    const std::string & file_name )
```

Read GPS CNAV ephemeris map from XML file.

10.163.2.2 load_cnav_utc_xml()

```
bool Gnss_Sdr_Supl_Client::load_cnav_utc_xml (
    const std::string & file_name )
```

Read CNAV GPS utc model from XML file.

10.163.2.3 load_ephemeris_xml()

```
bool Gnss_Sdr_Supl_Client::load_ephemeris_xml (
    const std::string & file_name )
```

Read GPS NAV ephemeris map from XML file.

10.163.2.4 load_gal_almanac_xml()

```
bool Gnss_Sdr_Supl_Client::load_gal_almanac_xml (
    const std::string & file_name )
```

Read Galileo almanac map from XML file.

10.163.2.5 load_gal_ephemeris_xml()

```
bool Gnss_Sdr_Supl_Client::load_gal_ephemeris_xml (
    const std::string & file_name )
```

Read Galileo ephemeris map from XML file.

10.163.2.6 load_gal_iono_xml()

```
bool Gnss_Sdr_Supl_Client::load_gal_iono_xml (
    const std::string & file_name )
```

Read Galileo iono from XML file.

10.163.2.7 load_gal_utc_xml()

```
bool Gnss_Sdr_Supl_Client::load_gal_utc_xml (
    const std::string & file_name )
```

Read Galileo utc model from XML file.

10.163.2.8 load_glo_utc_xml()

```
bool Gnss_Sdr_Supl_Client::load_glo_utc_xml (
    const std::string & file_name )
```

Read Glonass utc model from XML file.

10.163.2.9 load_gnav_ephemeris_xml()

```
bool Gnss_Sdr_Supl_Client::load_gnav_ephemeris_xml (
    const std::string & file_name )
```

Read GLONASS GNAV ephemeris map from XML file.

10.163.2.10 load_gps_almanac_xml()

```
bool Gnss_Sdr_Supl_Client::load_gps_almanac_xml (
    const std::string & file_name )
```

Read GPS almanac map from XML file.

10.163.2.11 load_iono_xml()

```
bool Gnss_Sdr_Supl_Client::load_iono_xml (
    const std::string & file_name )
```

Read iono from XML file.

10.163.2.12 load_ref_location_xml()

```
bool Gnss_Sdr_Supl_Client::load_ref_location_xml (
    const std::string & file_name )
```

Read ref location from XML file.

10.163.2.13 load_ref_time_xml()

```
bool Gnss_Sdr_Supl_Client::load_ref_time_xml (
    const std::string & file_name )
```

Read ref time from XML file.

10.163.2.14 load_utc_xml()

```
bool Gnss_Sdr_Supl_Client::load_utc_xml (
    const std::string & file_name )
```

Read GPS utc model from XML file.

10.163.2.15 save_cnav_ephemeris_map_xml()

```
bool Gnss_Sdr_Supl_Client::save_cnav_ephemeris_map_xml (
    const std::string file_name,
    std::map< int, Gps\_CNAV\_Ephemeris > eph_map )
```

Save GPS CNAV ephemeris map to XML file.

10.163.2.16 save_cnav_utc_xml()

```
bool Gnss_Sdr_Supl_Client::save_cnav_utc_xml (
    const std::string & file_name,
    Gps_CNAV_Utc_Model & utc )
```

Save CNAV UTC model map to XML file.

10.163.2.17 save_ephemeris_map_xml()

```
bool Gnss_Sdr_Supl_Client::save_ephemeris_map_xml (
    const std::string & file_name,
    std::map< int, Gps_Ephemeris > eph_map )
```

Save ephemeris map to XML file.

10.163.2.18 save_gal_almanac_xml()

```
bool Gnss_Sdr_Supl_Client::save_gal_almanac_xml (
    const std::string & file_name,
    std::map< int, Galileo_Almanac > galileo_almanac_map_to_save )
```

Save Galileo almanac map to XML file.

10.163.2.19 save_gal_ephemeris_map_xml()

```
bool Gnss_Sdr_Supl_Client::save_gal_ephemeris_map_xml (
    const std::string file_name,
    std::map< int, Galileo_Ephemeris > eph_map )
```

Save Galileo ephemeris map to XML file.

10.163.2.20 save_gal_iono_xml()

```
bool Gnss_Sdr_Supl_Client::save_gal_iono_xml (
    const std::string & file_name,
    Galileo_Iono & iono )
```

Save Galileo iono map to XML file.

10.163.2.21 save_gal_utc_xml()

```
bool Gnss_Sdr_Supl_Client::save_gal_utc_xml (
    const std::string & file_name,
    Galileo_Utc_Model & utc )
```

Save Galileo UTC model map to XML file.

10.163.2.22 save_glo_utc_xml()

```
bool Gnss_Sdr_Supl_Client::save_glo_utc_xml (
    const std::string & file_name,
    Glonass_Gnav_Utc_Model & utc )
```

Save Glonass UTC model map to XML file.

10.163.2.23 save_gnav_ephemeris_map_xml()

```
bool Gnss_Sdr_Supl_Client::save_gnav_ephemeris_map_xml (
    const std::string file_name,
    std::map< int, Glonass_Gnav_Ephemeris > eph_map )
```

Save GLONASS GNAV ephemeris map to XML file.

10.163.2.24 save_gps_almanac_xml()

```
bool Gnss_Sdr_Supl_Client::save_gps_almanac_xml (
    const std::string & file_name,
    std::map< int, Gps_Almanac > gps_almanac_map_to_save )
```

Save GPS almanac map to XML file.

10.163.2.25 save_iono_xml()

```
bool Gnss_Sdr_Supl_Client::save_iono_xml (
    const std::string & file_name,
    Gps_Iono & iono )
```

Save iono map to XML file.

10.163.2.26 save_ref_location_xml()

```
bool Gnss_Sdr_Supl_Client::save_ref_location_xml (
    const std::string & file_name,
    Agnss_Ref_Location & ref_location )
```

Save ref location map to XML file.

10.163.2.27 save_ref_time_xml()

```
bool Gnss_Sdr_Supl_Client::save_ref_time_xml (
    const std::string & file_name,
    Agnss_Ref_Time & ref_time_map )
```

Save ref time map to XML file.

10.163.2.28 save_utc_xml()

```
bool Gnss_Sdr_Supl_Client::save_utc_xml (
    const std::string & file_name,
    Gps_Utc_Model & utc )
```

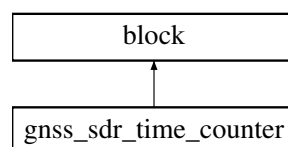
Save UTC model map to XML file.

The documentation for this class was generated from the following file:

- [gnss_sdr_supl_client.h](#)

10.164 gnss_sdr_time_counter Class Reference

Inheritance diagram for gnss_sdr_time_counter:

**Public Member Functions**

- int **general_work** (int noutput_items __attribute__((unused)), gr_vector_int &ninput_items __attribute__((unused)), gr_vector_const_void_star &input_items __attribute__((unused)), gr_vector_void_star &output_items)

Friends

- `gnss_sdr_time_counter_sptr` **gnss_sdr_make_time_counter** ()

10.164.1 Detailed Description

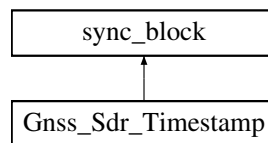
Definition at line 38 of file `gnss_sdr_time_counter.h`.

The documentation for this class was generated from the following file:

- [gnss_sdr_time_counter.h](#)

10.165 Gnss_Sdr_Timestamp Class Reference

Inheritance diagram for `Gnss_Sdr_Timestamp`:



Public Member Functions

- `int` **work** (int noutput_items, gr_vector_const_void_star &input_items, gr_vector_void_star &output_items)
- `bool` **start** ()

Friends

- `gnss_shared_ptr< Gnss_Sdr_Timestamp >` **gnss_sdr_make_Timestamp** (size_t sizeof_stream_item, std::string timestamp_file, double clock_offset_ms)

10.165.1 Detailed Description

Definition at line 45 of file `gnss_sdr_timestamp.h`.

The documentation for this class was generated from the following file:

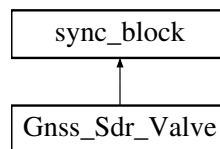
- [gnss_sdr_timestamp.h](#)

10.166 Gnss_Sdr_Valve Class Reference

Implementation of a GNU Radio block that sends a STOP message to the control queue right after a specific number of samples have passed through it.

```
#include <gnss_sdr_valve.h>
```

Inheritance diagram for Gnss_Sdr_Valve:



Public Member Functions

- void **open_valve** ()
- int **work** (int noutput_items, gr_vector_const_void_star &input_items, gr_vector_void_star &output_items)

Friends

- gnss_shared_ptr< [Gnss_Sdr_Valve](#) > **gnss_sdr_make_valve** (size_t sizeof_stream_item, uint64_t nitems, [Concurrent_Queue](#)< pmt::pmt_t > *queue)
- gnss_shared_ptr< [Gnss_Sdr_Valve](#) > **gnss_sdr_make_valve** (size_t sizeof_stream_item, uint64_t nitems, [Concurrent_Queue](#)< pmt::pmt_t > *queue, bool stop_flowgraph)

10.166.1 Detailed Description

Implementation of a GNU Radio block that sends a STOP message to the control queue right after a specific number of samples have passed through it.

Definition at line 54 of file gnss_sdr_valve.h.

The documentation for this class was generated from the following file:

- [gnss_sdr_valve.h](#)

10.167 Gnss_Signal Class Reference

This class represents a GNSS signal.

```
#include <gnss_signal.h>
```

Public Member Functions

- **Gnss_Signal** (const std::string &signal_)
- **Gnss_Signal** (const [Gnss_Satellite](#) &satellite_, const std::string &signal_)
- std::string [get_signal_str](#) () const
Get the satellite signal {"1C" for GPS L1 C/A, "2S" for GPS L2C (M), "L5" for GPS L5, "1G" for GLONASS L1 C/A, "1B" for Galileo E1B, "5X" for Galileo E5a.
- [Gnss_Satellite](#) [get_satellite](#) () const
Get the [Gnss_Satellite](#) associated to the signal.

Friends

- bool [operator==](#) (const [Gnss_Signal](#) &, const [Gnss_Signal](#) &)
operator== for comparison
- std::ostream & [operator<<](#) (std::ostream &, const [Gnss_Signal](#) &)
operator<< for pretty printing

10.167.1 Detailed Description

This class represents a GNSS signal.

It contains information about the space vehicle and the specific signal.

Definition at line 37 of file gnss_signal.h.

10.167.2 Member Function Documentation

10.167.2.1 [get_satellite\(\)](#)

```
Gnss\_Satellite Gnss_Signal::get_satellite ( ) const
```

Get the [Gnss_Satellite](#) associated to the signal.

10.167.2.2 [get_signal_str\(\)](#)

```
std::string Gnss_Signal::get_signal_str ( ) const
```

Get the satellite signal {"1C" for GPS L1 C/A, "2S" for GPS L2C (M), "L5" for GPS L5, "1G" for GLONASS L1 C/A, "1B" for Galileo E1B, "5X" for Galileo E5a.

10.167.3 Friends And Related Function Documentation

10.167.3.1 operator<<

```
std::ostream& operator<< (
    std::ostream & ,
    const Gnss_Signal & ) [friend]
```

operator<< for pretty printing

10.167.3.2 operator==

```
bool operator== (
    const Gnss_Signal & ,
    const Gnss_Signal & ) [friend]
```

operator== for comparison

The documentation for this class was generated from the following file:

- [gnss_signal.h](#)

10.168 Gnss_Synchro Class Reference

This is the class that contains the information that is shared by the processing blocks.

```
#include <gnss_synchro.h>
```

Public Member Functions

- [Gnss_Synchro](#) ()=default
Default constructor.
- [~Gnss_Synchro](#) ()=default
Default destructor.
- [Gnss_Synchro](#) (const [Gnss_Synchro](#) &other) noexcept
Copy constructor.
- [Gnss_Synchro](#) & operator= (const [Gnss_Synchro](#) &rhs) noexcept
Copy assignment operator.
- [Gnss_Synchro](#) ([Gnss_Synchro](#) &&other) noexcept
Move constructor.
- [Gnss_Synchro](#) & operator= ([Gnss_Synchro](#) &&other) noexcept
Move assignment operator.
- template<class Archive >
void [serialize](#) (Archive &ar, const unsigned int version)
This member function serializes and restores [Gnss_Synchro](#) objects from a byte stream.

Public Attributes

- char [System](#) {}
Set by Channel::set_signal(Gnss_Signal gnss_signal)
- char [Signal](#) [3] {}
Set by Channel::set_signal(Gnss_Signal gnss_signal)
- uint32_t [PRN](#) {}
Set by Channel::set_signal(Gnss_Signal gnss_signal)
- int32_t [Channel_ID](#) {}
Set by Channel constructor.
- double [Acq_delay_samples](#) {}
Set by Acquisition processing block.
- double [Acq_doppler_hz](#) {}
Set by Acquisition processing block.
- uint64_t [Acq_samplestamp_samples](#) {}
Set by Acquisition processing block.
- uint32_t [Acq_doppler_step](#) {}
Set by Acquisition processing block.
- int64_t [fs](#) {}
Set by Tracking processing block.
- double [Prompt_I](#) {}
Set by Tracking processing block.
- double [Prompt_Q](#) {}
Set by Tracking processing block.
- double [CN0_dB_hz](#) {}
Set by Tracking processing block.
- double [Carrier_Doppler_hz](#) {}
Set by Tracking processing block.
- double [Carrier_phase_rads](#) {}
Set by Tracking processing block.
- double [Code_phase_samples](#) {}
Set by Tracking processing block.
- uint64_t [Tracking_sample_counter](#) {}
Set by Tracking processing block.
- int32_t [correlation_length_ms](#) {}
Set by Tracking processing block.
- uint32_t [TOW_at_current_symbol_ms](#) {}
Set by Telemetry Decoder processing block.
- double [Pseudorange_m](#) {}
Set by Observables processing block.
- double [RX_time](#) {}
Set by Observables processing block.
- double [interp_TOW_ms](#) {}
Set by Observables processing block.
- bool [Flag_valid_acquisition](#) {}
Set by Acquisition processing block.
- bool [Flag_valid_symbol_output](#) {}
Set by Tracking processing block.
- bool [Flag_valid_word](#) {}
Set by Telemetry Decoder processing block.
- bool [Flag_valid_pseudorange](#) {}
Set by Observables processing block.
- bool [Flag_PLL_180_deg_phase_locked](#) {}
Set by Telemetry Decoder processing block.

10.168.1 Detailed Description

This is the class that contains the information that is shared by the processing blocks.

Definition at line 38 of file gnss_synchro.h.

10.168.2 Constructor & Destructor Documentation

10.168.2.1 Gnss_Synchro() [1/3]

```
Gnss_Synchro::Gnss_Synchro ( ) [default]
```

Default constructor.

10.168.2.2 ~Gnss_Synchro()

```
Gnss_Synchro::~~Gnss_Synchro ( ) [default]
```

Default destructor.

10.168.2.3 Gnss_Synchro() [2/3]

```
Gnss_Synchro::Gnss_Synchro (
    const Gnss_Synchro & other ) [inline], [noexcept]
```

Copy constructor.

Definition at line 84 of file gnss_synchro.h.

10.168.2.4 Gnss_Synchro() [3/3]

```
Gnss_Synchro::Gnss_Synchro (
    Gnss_Synchro && other ) [inline], [noexcept]
```

Move constructor.

Definition at line 128 of file gnss_synchro.h.

10.168.3 Member Function Documentation

10.168.3.1 operator=() [1/2]

```
Gnss_Synchro& Gnss_Synchro::operator= (
    const Gnss_Synchro & rhs ) [inline], [noexcept]
```

Copy assignment operator.

Definition at line 90 of file gnss_synchro.h.

References Acq_delay_samples, Acq_doppler_hz, Acq_doppler_step, Acq_samplestamp_samples, Carrier←_Doppler_hz, Carrier_phase_rads, Channel_ID, CN0_dB_hz, Code_phase_samples, correlation_length_ms, Flag_PLL_180_deg_phase_locked, Flag_valid_acquisition, Flag_valid_pseudorange, Flag_valid_symbol_output, Flag_valid_word, fs, interp_TOW_ms, PRN, Prompt_I, Prompt_Q, Pseudorange_m, RX_time, Signal, System, TOW_at_current_symbol_ms, and Tracking_sample_counter.

10.168.3.2 operator=() [2/2]

```
Gnss_Synchro& Gnss_Synchro::operator= (
    Gnss_Synchro && other ) [inline], [noexcept]
```

Move assignment operator.

Definition at line 134 of file gnss_synchro.h.

References Acq_delay_samples, Acq_doppler_hz, Acq_doppler_step, Acq_samplestamp_samples, Carrier←_Doppler_hz, Carrier_phase_rads, Channel_ID, CN0_dB_hz, Code_phase_samples, correlation_length_ms, Flag_PLL_180_deg_phase_locked, Flag_valid_acquisition, Flag_valid_pseudorange, Flag_valid_symbol_output, Flag_valid_word, fs, interp_TOW_ms, PRN, Prompt_I, Prompt_Q, Pseudorange_m, RX_time, Signal, System, TOW_at_current_symbol_ms, and Tracking_sample_counter.

10.168.3.3 serialize()

```
template<class Archive >
void Gnss_Synchro::serialize (
    Archive & ar,
    const unsigned int version ) [inline]
```

This member function serializes and restores [Gnss_Synchro](#) objects from a byte stream.

Definition at line 176 of file gnss_synchro.h.

References Acq_delay_samples, Acq_doppler_hz, Acq_doppler_step, Acq_samplestamp_samples, Carrier←_Doppler_hz, Carrier_phase_rads, Channel_ID, CN0_dB_hz, Code_phase_samples, correlation_length_ms, Flag_PLL_180_deg_phase_locked, Flag_valid_acquisition, Flag_valid_pseudorange, Flag_valid_symbol_output, Flag_valid_word, fs, interp_TOW_ms, PRN, Prompt_I, Prompt_Q, Pseudorange_m, RX_time, Signal, System, TOW_at_current_symbol_ms, and Tracking_sample_counter.

10.168.4 Member Data Documentation

10.168.4.1 Acq_delay_samples

```
double Gnss_Synchro::Acq_delay_samples {}
```

Set by Acquisition processing block.

Definition at line 52 of file gnss_synchro.h.

Referenced by operator=(), Serdes_Gnss_Synchro::readProtobuffer(), and serialize().

10.168.4.2 Acq_doppler_hz

```
double Gnss_Synchro::Acq_doppler_hz {}
```

Set by Acquisition processing block.

Definition at line 53 of file gnss_synchro.h.

Referenced by operator=(), Serdes_Gnss_Synchro::readProtobuffer(), and serialize().

10.168.4.3 Acq_doppler_step

```
uint32_t Gnss_Synchro::Acq_doppler_step {}
```

Set by Acquisition processing block.

Definition at line 55 of file gnss_synchro.h.

Referenced by operator=(), Serdes_Gnss_Synchro::readProtobuffer(), and serialize().

10.168.4.4 Acq_samplestamp_samples

```
uint64_t Gnss_Synchro::Acq_samplestamp_samples {}
```

Set by Acquisition processing block.

Definition at line 54 of file gnss_synchro.h.

Referenced by operator=(), Serdes_Gnss_Synchro::readProtobuffer(), and serialize().

10.168.4.5 Carrier_Doppler_hz

```
double Gnss_Synchro::Carrier_Doppler_hz {}
```

Set by Tracking processing block.

Definition at line 62 of file gnss_synchro.h.

Referenced by operator=(), Serdes_Gnss_Synchro::readProtobuffer(), and serialize().

10.168.4.6 Carrier_phase_rads

```
double Gnss_Synchro::Carrier_phase_rads {}
```

Set by Tracking processing block.

Definition at line 63 of file gnss_synchro.h.

Referenced by operator=(), Serdes_Gnss_Synchro::readProtobuffer(), and serialize().

10.168.4.7 Channel_ID

```
int32_t Gnss_Synchro::Channel_ID {}
```

Set by [Channel](#) constructor.

Definition at line 49 of file gnss_synchro.h.

Referenced by operator=(), Serdes_Gnss_Synchro::readProtobuffer(), and serialize().

10.168.4.8 CN0_dB_hz

```
double Gnss_Synchro::CN0_dB_hz {}
```

Set by Tracking processing block.

Definition at line 61 of file gnss_synchro.h.

Referenced by operator=(), Serdes_Gnss_Synchro::readProtobuffer(), and serialize().

10.168.4.9 Code_phase_samples

```
double Gnss_Synchro::Code_phase_samples {}
```

Set by Tracking processing block.

Definition at line 64 of file gnss_synchro.h.

Referenced by operator=(), Serdes_Gnss_Synchro::readProtobuffer(), and serialize().

10.168.4.10 correlation_length_ms

```
int32_t Gnss_Synchro::correlation_length_ms {}
```

Set by Tracking processing block.

Definition at line 66 of file gnss_synchro.h.

Referenced by operator=(), Serdes_Gnss_Synchro::readProtobuffer(), and serialize().

10.168.4.11 Flag_PLL_180_deg_phase_locked

```
bool Gnss_Synchro::Flag_PLL_180_deg_phase_locked {}
```

Set by Telemetry Decoder processing block.

Definition at line 81 of file gnss_synchro.h.

Referenced by operator=(), Serdes_Gnss_Synchro::readProtobuffer(), and serialize().

10.168.4.12 Flag_valid_acquisition

```
bool Gnss_Synchro::Flag_valid_acquisition {}
```

Set by Acquisition processing block.

Definition at line 77 of file gnss_synchro.h.

Referenced by operator=(), Serdes_Gnss_Synchro::readProtobuffer(), and serialize().

10.168.4.13 Flag_valid_pseudorange

```
bool Gnss_Synchro::Flag_valid_pseudorange {}
```

Set by Observables processing block.

Definition at line 80 of file gnss_synchro.h.

Referenced by operator=(), Serdes_Gnss_Synchro::readProtobuffer(), and serialize().

10.168.4.14 Flag_valid_symbol_output

```
bool Gnss_Synchro::Flag_valid_symbol_output {}
```

Set by Tracking processing block.

Definition at line 78 of file gnss_synchro.h.

Referenced by operator=(), Serdes_Gnss_Synchro::readProtobuffer(), and serialize().

10.168.4.15 Flag_valid_word

```
bool Gnss_Synchro::Flag_valid_word {}
```

Set by Telemetry Decoder processing block.

Definition at line 79 of file gnss_synchro.h.

Referenced by operator=(), Serdes_Gnss_Synchro::readProtobuffer(), and serialize().

10.168.4.16 fs

```
int64_t Gnss_Synchro::fs {}
```

Set by Tracking processing block.

Definition at line 58 of file gnss_synchro.h.

Referenced by operator=(), Serdes_Gnss_Synchro::readProtobuffer(), and serialize().

10.168.4.17 interp_TOW_ms

```
double Gnss_Synchro::interp_TOW_ms {}
```

Set by Observables processing block.

Definition at line 74 of file gnss_synchro.h.

Referenced by operator=(), Serdes_Gnss_Synchro::readProtobuffer(), and serialize().

10.168.4.18 PRN

```
uint32_t Gnss_Synchro::PRN {}
```

Set by Channel::set_signal(Gnss_Signal gnss_signal)

Definition at line 48 of file gnss_synchro.h.

Referenced by operator=(), Serdes_Gnss_Synchro::readProtobuffer(), and serialize().

10.168.4.19 Prompt_I

```
double Gnss_Synchro::Prompt_I {}
```

Set by Tracking processing block.

Definition at line 59 of file gnss_synchro.h.

Referenced by operator=(), Serdes_Gnss_Synchro::readProtobuffer(), and serialize().

10.168.4.20 Prompt_Q

```
double Gnss_Synchro::Prompt_Q {}
```

Set by Tracking processing block.

Definition at line 60 of file gnss_synchro.h.

Referenced by operator=(), Serdes_Gnss_Synchro::readProtobuffer(), and serialize().

10.168.4.21 Pseudorange_m

```
double Gnss_Synchro::Pseudorange_m {}
```

Set by Observables processing block.

Definition at line 72 of file gnss_synchro.h.

Referenced by operator=(), Serdes_Gnss_Synchro::readProtobuffer(), and serialize().

10.168.4.22 RX_time

```
double Gnss_Synchro::RX_time {}
```

Set by Observables processing block.

Definition at line 73 of file gnss_synchro.h.

Referenced by operator=(), Serdes_Gnss_Synchro::readProtobuffer(), and serialize().

10.168.4.23 Signal

```
char Gnss_Synchro::Signal[3] {}
```

Set by Channel::set_signal(Gnss_Signal gnss_signal)

Definition at line 47 of file gnss_synchro.h.

Referenced by operator=(), Serdes_Gnss_Synchro::readProtobuffer(), and serialize().

10.168.4.24 System

```
char Gnss_Synchro::System {}
```

Set by Channel::set_signal(Gnss_Signal gnss_signal)

Definition at line 46 of file gnss_synchro.h.

Referenced by operator=(), Serdes_Gnss_Synchro::readProtobuffer(), and serialize().

10.168.4.25 TOW_at_current_symbol_ms

```
uint32_t Gnss_Synchro::TOW_at_current_symbol_ms {}
```

Set by Telemetry Decoder processing block.

Definition at line 69 of file gnss_synchro.h.

Referenced by operator=(), Serdes_Gnss_Synchro::readProtobuffer(), and serialize().

10.168.4.26 Tracking_sample_counter

```
uint64_t Gnss_Synchro::Tracking_sample_counter {}
```

Set by Tracking processing block.

Definition at line 65 of file gnss_synchro.h.

Referenced by operator=(), Serdes_Gnss_Synchro::readProtobuffer(), and serialize().

The documentation for this class was generated from the following file:

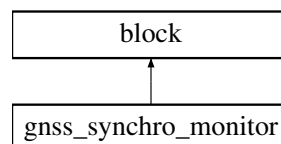
- [gnss_synchro.h](#)

10.169 gnss_synchro_monitor Class Reference

This class implements a monitoring block which allows sending a data stream with the receiver internal parameters ([Gnss_Synchro](#) objects) to local or remote clients over UDP.

```
#include <gnss_synchro_monitor.h>
```

Inheritance diagram for gnss_synchro_monitor:



Public Member Functions

- [~gnss_synchro_monitor](#) ()=default
Default destructor.
- void **forecast** (int noutput_items, gr_vector_int &ninput_items_required)
- int **general_work** (int noutput_items, gr_vector_int &ninput_items, gr_vector_const_void_star &input_items, gr_vector_void_star &output_items)

Friends

- gnss_synchro_monitor_sptr **gnss_synchro_make_monitor** (int n_channels, int decimation_factor, int udp_port, const std::vector< std::string > &udp_addresses, bool enable_protobuf)

10.169.1 Detailed Description

This class implements a monitoring block which allows sending a data stream with the receiver internal parameters ([Gnss_Synchro](#) objects) to local or remote clients over UDP.

Definition at line 53 of file gnss_synchro_monitor.h.

10.169.2 Constructor & Destructor Documentation

10.169.2.1 ~gnss_synchro_monitor()

```
gnss_synchro_monitor::~gnss_synchro_monitor ( ) [default]
```

Default destructor.

The documentation for this class was generated from the following file:

- [gnss_synchro_monitor.h](#)

10.170 Gnss_Synchro_Udp_Sink Class Reference

This class sends serialized [Gnss_Synchro](#) objects over UDP to one or multiple endpoints.

```
#include <gnss_synchro_udp_sink.h>
```

Public Member Functions

- **Gnss_Synchro_Udp_Sink** (const std::vector< std::string > &addresses, const uint16_t &port, bool enable_protobuf)
- bool **write_gnss_synchro** (const std::vector< [Gnss_Synchro](#) > &stocks)

10.170.1 Detailed Description

This class sends serialized [Gnss_Synchro](#) objects over UDP to one or multiple endpoints.

Definition at line 45 of file gnss_synchro_udp_sink.h.

The documentation for this class was generated from the following file:

- [gnss_synchro_udp_sink.h](#)

10.171 GNSSBlockFactory Class Reference

Class that produces all kinds of GNSS blocks.

```
#include <gnss_block_factory.h>
```

Public Member Functions

- `std::unique_ptr< SignalSourceInterface > GetSignalSource (const ConfigurationInterface *configuration, Concurrent_Queue< pmt::pmt_t > *queue, int ID=-1)`
- `std::unique_ptr< GNSSBlockInterface > GetSignalConditioner (const ConfigurationInterface *configuration, int ID=-1)`
- `std::unique_ptr< std::vector< std::unique_ptr< GNSSBlockInterface > > > GetChannels (const ConfigurationInterface *configuration, Concurrent_Queue< pmt::pmt_t > *queue)`
- `std::unique_ptr< GNSSBlockInterface > GetObservables (const ConfigurationInterface *configuration)`
- `std::unique_ptr< GNSSBlockInterface > GetPVT (const ConfigurationInterface *configuration)`
- `std::unique_ptr< GNSSBlockInterface > GetBlock (const ConfigurationInterface *configuration, const std::string &role, unsigned int in_streams, unsigned int out_streams, Concurrent_Queue< pmt::pmt_t > *queue=nullptr)`

Returns the block with the required role implementation and its configuration parameters.

10.171.1 Detailed Description

Class that produces all kinds of GNSS blocks.

Definition at line 49 of file `gnss_block_factory.h`.

10.171.2 Member Function Documentation

10.171.2.1 GetBlock()

```
std::unique_ptr<GNSSBlockInterface> GNSSBlockFactory::GetBlock (
    const ConfigurationInterface * configuration,
    const std::string & role,
    unsigned int in_streams,
    unsigned int out_streams,
    Concurrent\_Queue< pmt::pmt_t > * queue = nullptr )
```

Returns the block with the required role implementation and its configuration parameters.

The documentation for this class was generated from the following file:

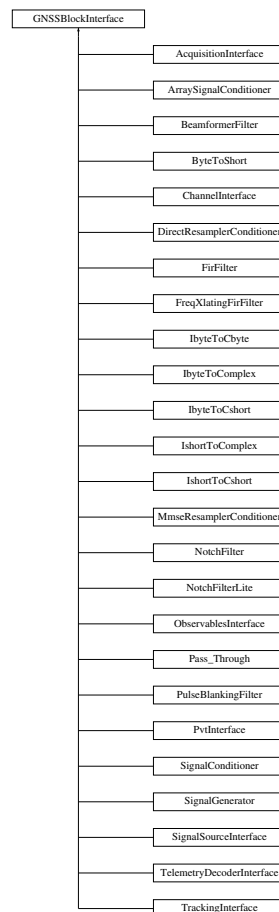
- [gnss_block_factory.h](#)

10.172 GNSSBlockInterface Class Reference

This abstract class represents an interface to GNSS blocks.

```
#include <gnss_block_interface.h>
```

Inheritance diagram for GNSSBlockInterface:



Public Member Functions

- virtual std::string **role** ()=0
- virtual std::string **implementation** ()=0
- virtual size_t **item_size** ()=0
- virtual void **connect** (gr::top_block_sptr top_block)=0
- virtual void **disconnect** (gr::top_block_sptr top_block)=0
- virtual gr::basic_block_sptr **get_left_block** ()=0
- virtual gr::basic_block_sptr **get_right_block** ()=0
- virtual gr::basic_block_sptr **get_left_block** (int RF_channel)
- virtual gr::basic_block_sptr **get_right_block** (int RF_channel)
- virtual void **start** ()

Start the flow of samples if needed.

10.172.1 Detailed Description

This abstract class represents an interface to GNSS blocks.

Abstract class for GNSS block interfaces. Since all its methods are virtual, this class cannot be instantiated directly, and a subclass can only be instantiated directly if all inherited pure virtual methods have been implemented by that class or a parent class.

Definition at line 68 of file `gnss_block_interface.h`.

10.172.2 Member Function Documentation

10.172.2.1 `start()`

```
virtual void GNSSBlockInterface::start ( ) [inline], [virtual]
```

Start the flow of samples if needed.

Reimplemented in [Ad9361FpgaSignalSource](#).

Definition at line 101 of file `gnss_block_interface.h`.

The documentation for this class was generated from the following file:

- [gnss_block_interface.h](#)

10.173 GNSSFlowgraph Class Reference

This class represents a GNSS flow graph.

```
#include <gnss_flowgraph.h>
```

Public Member Functions

- [GNSSFlowgraph](#) (std::shared_ptr< [ConfigurationInterface](#) > configuration, std::shared_ptr< [Concurrent_Queue](#)< pmt::pmt_t >> queue)
Constructor that initializes the receiver flow graph.
- [~GNSSFlowgraph](#) ()
Destructor.
- void [start](#) ()
Start the flow graph.
- void [stop](#) ()
Stop the flow graph.
- void [connect](#) ()
Connects the defined blocks in the flow graph.
- void [disconnect](#) ()
Disconnect the blocks in the flow graph.
- void [wait](#) ()
Wait for a flowgraph to complete.
- void [acquisition_manager](#) (unsigned int who)
Manage satellite acquisition.
- void [apply_action](#) (unsigned int who, unsigned int what)
Applies an action to the flow graph.
- void [set_configuration](#) (const std::shared_ptr< [ConfigurationInterface](#) > &configuration)
Set flow graph configuration.
- bool [connected](#) () const
- bool [running](#) () const
- bool [send_telemetry_msg](#) (const pmt::pmt_t &msg)
Sends a GNU Radio asynchronous message from telemetry to PVT.
- std::shared_ptr< [PvtInterface](#) > [get_pvt](#) ()
Returns a smart pointer to the PVT object.
- void [priorize_satellites](#) (const std::vector< std::pair< int, [Gnss_Satellite](#) >> &visible_satellites)
Priorize visible satellites in the specified vector.

10.173.1 Detailed Description

This class represents a GNSS flow graph.

It contains a signal source, a signal conditioner, a set of channels, a PVT and an output filter.

Definition at line 64 of file gnss_flowgraph.h.

10.173.2 Constructor & Destructor Documentation

10.173.2.1 GNSSFlowgraph()

```
GNSSFlowgraph::GNSSFlowgraph (
    std::shared_ptr< ConfigurationInterface > configuration,
    std::shared_ptr< Concurrent\_Queue< pmt::pmt_t >> queue )
```

Constructor that initializes the receiver flow graph.

10.173.2.2 ~GNSSFlowgraph()

```
GNSSFlowgraph::~GNSSFlowgraph ( )
```

Destructor.

10.173.3 Member Function Documentation

10.173.3.1 acquisition_manager()

```
void GNSSFlowgraph::acquisition_manager (
    unsigned int who )
```

Manage satellite acquisition.

Parameters

in	<i>who</i>	Channel ID
----	------------	------------

10.173.3.2 apply_action()

```
void GNSSFlowgraph::apply_action (
    unsigned int who,
    unsigned int what )
```

Applies an action to the flow graph.

Parameters

in	<i>who</i>	Who generated the action
in	<i>what</i>	What is the action. 0: acquisition failed; 1: acquisition success; 2: tracking lost

10.173.3.3 connect()

```
void GNSSFlowgraph::connect ( )
```

Connects the defined blocks in the flow graph.

Signal Source > Signal conditioner > Channels >> Observables >> PVT > Output filter

10.173.3.4 disconnect()

```
void GNSSFlowgraph::disconnect ( )
```

Disconnect the blocks in the flow graph.

10.173.3.5 get_pvt()

```
std::shared_ptr<PvtInterface> GNSSFlowgraph::get_pvt ( ) [inline]
```

Returns a smart pointer to the PVT object.

Definition at line 148 of file gnss_flowgraph.h.

10.173.3.6 prioritize_satellites()

```
void GNSSFlowgraph::prioritize_satellites (
    const std::vector< std::pair< int, Gnss_Satellite >> & visible_satellites )
```

Priorize visible satellites in the specified vector.

10.173.3.7 send_telemetry_msg()

```
bool GNSSFlowgraph::send_telemetry_msg (
    const pmt::pmt_t & msg )
```

Sends a GNU Radio asynchronous message from telemetry to PVT.

It is used to assist the receiver with external ephemeris data

10.173.3.8 set_configuration()

```
void GNSSFlowgraph::set_configuration (
    const std::shared_ptr< ConfigurationInterface > & configuration )
```

Set flow graph configuration.

10.173.3.9 start()

```
void GNSSFlowgraph::start ( )
```

Start the flow graph.

10.173.3.10 stop()

```
void GNSSFlowgraph::stop ( )
```

Stop the flow graph.

10.173.3.11 wait()

```
void GNSSFlowgraph::wait ( )
```

Wait for a flowgraph to complete.

Flowgraphs complete when either (1) all blocks indicate that they are done, or (2) after [stop\(\)](#) has been called to request shutdown.

The documentation for this class was generated from the following file:

- [gnss_flowgraph.h](#)

10.174 GnssTime Class Reference

Public Attributes

- double **rx_time**
- int **week**
- int **tow_ms**
- double **tow_ms_fraction**

10.174.1 Detailed Description

Definition at line 23 of file `gnss_time.h`.

10.174.2 Member Data Documentation

10.174.2.1 week

```
int GnssTime::week
```

GPS week number (since January 1980)

Definition at line 27 of file `gnss_time.h`.

The documentation for this class was generated from the following file:

- [gnss_time.h](#)

10.175 Gnuplot Class Reference

Public Member Functions

- [Gnuplot](#) (const std::string &style="points")
 - set a style during construction*
- **Gnuplot** (const std::vector< double > &x, const std::string &title="", const std::string &style="points", const std::string &labelx="x", const std::string &labely="y")
- **Gnuplot** (const std::vector< double > &x, const std::vector< double > &y, const std::string &title="", const std::string &style="points", const std::string &labelx="x", const std::string &labely="y")
- **Gnuplot** (const std::vector< double > &x, const std::vector< double > &y, const std::vector< double > &z, const std::string &title="", const std::string &style="points", const std::string &labelx="x", const std::string &labely="y", const std::string &labelz="z")
- [Gnuplot](#) & **cmd** (const std::string &cmdstr)
- [Gnuplot](#) & **operator<<** (const std::string &cmdstr)
 - Sends a command to an active gnuplot session, identical to cmd()*
- [Gnuplot](#) & **showonscreen** ()
- [Gnuplot](#) & **disablescreen** ()
- [Gnuplot](#) & **savetops** (const std::string &filename="gnuplot_output")
- [Gnuplot](#) & **savetopdf** (const std::string &filename="gnuplot_output", unsigned int font_size=12)
- [Gnuplot](#) & **set_style** (const std::string &stylestr="points")
- [Gnuplot](#) & **set_smooth** (const std::string &stylestr="csplines")
- [Gnuplot](#) & **unset_smooth** ()
- [Gnuplot](#) & **set_pointsize** (const double pointsize=1.0)
- [Gnuplot](#) & **set_grid** ()
- [Gnuplot](#) & **unset_grid** ()
- [Gnuplot](#) & **set_multiplot** (int rows, int cols)
- [Gnuplot](#) & **unset_multiplot** ()
- [Gnuplot](#) & **set_samples** (const int samples=100)
- [Gnuplot](#) & **set_isosamples** (const int isolines=10)
- [Gnuplot](#) & **set_hidden3d** ()
- [Gnuplot](#) & **unset_hidden3d** ()
- [Gnuplot](#) & **set_contour** (const std::string &position="base")
- [Gnuplot](#) & **unset_contour** ()
- [Gnuplot](#) & **set_surface** ()
- [Gnuplot](#) & **unset_surface** ()
- [Gnuplot](#) & **set_legend** (const std::string &position="default")
- [Gnuplot](#) & **unset_legend** ()
- [Gnuplot](#) & **set_title** (const std::string &title="")
- [Gnuplot](#) & **unset_title** ()
 - Clears the title of a gnuplot session.*
- [Gnuplot](#) & **set_ylabel** (const std::string &label="x")
- [Gnuplot](#) & **set_xlabel** (const std::string &label="y")
- [Gnuplot](#) & **set_zlabel** (const std::string &label="z")
- [Gnuplot](#) & **set_xrange** (const double iFrom, const double iTo)
- [Gnuplot](#) & **set_yrange** (const double iFrom, const double iTo)
- [Gnuplot](#) & **set_zrange** (const double iFrom, const double iTo)
- [Gnuplot](#) & **set_xautoscale** ()
- [Gnuplot](#) & **set_yautoscale** ()
- [Gnuplot](#) & **set_zautoscale** ()
- [Gnuplot](#) & **set_xlogscale** (const double base=10)
- [Gnuplot](#) & **set_ylogscale** (const double base=10)
- [Gnuplot](#) & **set_zlogscale** (const double base=10)
- [Gnuplot](#) & **unset_xlogscale** ()

- [Gnuplot](#) & [unset_ylogscale](#) ()
- [Gnuplot](#) & [unset_zlogscale](#) ()
- [Gnuplot](#) & [set_cbrange](#) (const double iFrom, const double iTo)
- [Gnuplot](#) & [plotfile_x](#) (const std::string &filename, const unsigned int column=1, const std::string &title="")
- [template<typename X >](#)
[Gnuplot](#) & [plot_x](#) (const X &x, const std::string &title="")
- [Gnuplot](#) & [plotfile_xy](#) (const std::string &filename, const unsigned int column_x=1, const unsigned int column_y=2, const std::string &title="", const unsigned int decimate=1)
- [template<typename X , typename Y >](#)
[Gnuplot](#) & [plot_xy](#) (const X &x, const Y &y, const std::string &title="", const unsigned int decimate=1)
- [Gnuplot](#) & [plotfile_xy_err](#) (const std::string &filename, const unsigned int column_x=1, const unsigned int column_y=2, const unsigned int column_dy=3, const std::string &title="")
- [template<typename X , typename Y , typename E >](#)
[Gnuplot](#) & [plot_xy_err](#) (const X &x, const Y &y, const E &dy, const std::string &title="")
- [template<typename X , typename Y , typename E >](#)
[Gnuplot](#) & [plot_grid3d](#) (const X &x, const Y &y, const E &mag, const std::string &title="")
- [Gnuplot](#) & [plotfile_xyz](#) (const std::string &filename, const unsigned int column_x=1, const unsigned int column_y=2, const unsigned int column_z=3, const std::string &title="")
- [template<typename X , typename Y , typename Z >](#)
[Gnuplot](#) & [plot_xyz](#) (const X &x, const Y &y, const Z &z, const std::string &title="")
- [Gnuplot](#) & [plot_slope](#) (const double a, const double b, const std::string &title="")
- [Gnuplot](#) & [plot_equation](#) (const std::string &equation, const std::string &title="")
- [Gnuplot](#) & [plot_equation3d](#) (const std::string &equation, const std::string &title="")
- [Gnuplot](#) & [plot_image](#) (const unsigned char *ucPicBuf, const unsigned int iWidth, const unsigned int iHeight, const std::string &title="")
- [Gnuplot](#) & [plot_circle](#) (double east, double north, double radius, const std::string &label="")
- [Gnuplot](#) & [replot](#) (void)
replot repeats the last plot or splot command.
- [Gnuplot](#) & [reset_plot](#) ()
- [Gnuplot](#) & [reset_all](#) ()
- void [remove_tmpfiles](#) ()
- bool [is_valid](#) ()

Static Public Member Functions

- static bool [set_GNUPlotPath](#) (const std::string &path)
- static void [set_terminal_std](#) (const std::string &type)

10.175.1 Detailed Description

Definition at line 75 of file `gnuplot_i.h`.

10.175.2 Constructor & Destructor Documentation

10.175.2.1 Gnuplot()

```
Gnuplot::Gnuplot (
    const std::string & style = "points" ) [inline], [explicit]
```

set a style during construction

Definition at line 695 of file `gnuplot_i.h`.

10.175.3 Member Function Documentation

10.175.3.1 operator<<()

```
Gnuplot& Gnuplot::operator<< (
    const std::string & cmdstr ) [inline]
```

Sends a command to an active gnuplot session, identical to cmd()

Definition at line 225 of file gnuplot_i.h.

10.175.3.2 replot()

```
Gnuplot& Gnuplot::replot (
    void ) [inline]
```

replot repeats the last plot or splot command.

Definition at line 639 of file gnuplot_i.h.

10.175.3.3 unset_title()

```
Gnuplot& Gnuplot::unset_title ( ) [inline]
```

Clears the title of a gnuplot session.

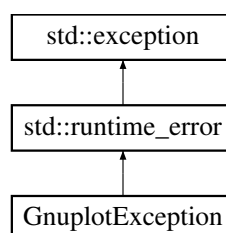
Definition at line 434 of file gnuplot_i.h.

The documentation for this class was generated from the following file:

- [gnuplot_i.h](#)

10.176 GnuplotException Class Reference

Inheritance diagram for GnuplotException:



Public Member Functions

- **GnuplotException** (const std::string &msg)

10.176.1 Detailed Description

Definition at line 68 of file `gnuplot_i.h`.

The documentation for this class was generated from the following file:

- [gnuplot_i.h](#)

10.177 Gps_Acq_Assist Class Reference

This class is a storage for the GPS GSM RRLP acquisition assistance data as described in Digital cellular telecommunications system (Phase 2+); Location Services (LCS); Mobile Station (MS) - Serving Mobile Location Centre (SMLC) Radio Resource LCS Protocol (RRLP) (3GPP TS 44.031 version 5.12.0 Release 5)

```
#include <gps_acq_assist.h>
```

Public Member Functions

- [Gps_Acq_Assist](#) ()=default

Public Attributes

- uint32_t [PRN](#) {}
SV PRN NUMBER.
- double [tow](#) {}
Time Of Week assigned to the acquisition data.
- double [Doppler0](#) {}
Doppler (0 order term) [Hz].
- double [Doppler1](#) {}
Doppler (1 order term) [Hz].
- double [dopplerUncertainty](#) {}
Doppler Uncertainty [Hz].
- double [Code_Phase](#) {}
Code phase [chips].
- double [Code_Phase_int](#) {}
Integer Code Phase [1 C/A code period].
- double [GPS_Bit_Number](#) {}
GPS Bit Number.
- double [Code_Phase_window](#) {}
Code Phase search window [chips].
- double [Azimuth](#) {}
Satellite Azimuth [deg].
- double [Elevation](#) {}
Satellite Elevation [deg].

10.177.1 Detailed Description

This class is a storage for the GPS GSM RRLP acquisition assistance data as described in Digital cellular telecommunications system (Phase 2+); Location Services (LCS); Mobile Station (MS) - Serving Mobile Location Centre (SMC) Radio Resource LCS Protocol (RRLP) (3GPP TS 44.031 version 5.12.0 Release 5)

Definition at line 37 of file gps_acq_assist.h.

10.177.2 Constructor & Destructor Documentation

10.177.2.1 Gps_Acq_Assist()

```
Gps_Acq_Assist::Gps_Acq_Assist ( ) [default]
```

Default constructor

10.177.3 Member Data Documentation

10.177.3.1 Azimuth

```
double Gps_Acq_Assist::Azimuth {}
```

Satellite Azimuth [deg].

Definition at line 54 of file gps_acq_assist.h.

10.177.3.2 Code_Phase

```
double Gps_Acq_Assist::Code_Phase {}
```

Code phase [chips].

Definition at line 50 of file gps_acq_assist.h.

10.177.3.3 Code_Phase_int

```
double Gps_Acq_Assist::Code_Phase_int {}
```

Integer Code Phase [1 C/A code period].

Definition at line 51 of file gps_acq_assist.h.

10.177.3.4 Code_Phase_window

```
double Gps_Acq_Assist::Code_Phase_window {}
```

Code Phase search window [chips].

Definition at line 53 of file `gps_acq_assist.h`.

10.177.3.5 Doppler0

```
double Gps_Acq_Assist::Doppler0 {}
```

Doppler (0 order term) [Hz].

Definition at line 47 of file `gps_acq_assist.h`.

10.177.3.6 Doppler1

```
double Gps_Acq_Assist::Doppler1 {}
```

Doppler (1 order term) [Hz].

Definition at line 48 of file `gps_acq_assist.h`.

10.177.3.7 dopplerUncertainty

```
double Gps_Acq_Assist::dopplerUncertainty {}
```

Doppler Uncertainty [Hz].

Definition at line 49 of file `gps_acq_assist.h`.

10.177.3.8 Elevation

```
double Gps_Acq_Assist::Elevation {}
```

Satellite Elevation [deg].

Definition at line 55 of file `gps_acq_assist.h`.

10.177.3.9 GPS_Bit_Number

```
double Gps_Acq_Assist::GPS_Bit_Number {}
```

GPS Bit Number.

Definition at line 52 of file `gps_acq_assist.h`.

10.177.3.10 PRN

```
uint32_t Gps_Acq_Assist::PRN {}
```

SV PRN NUMBER.

Definition at line 45 of file `gps_acq_assist.h`.

10.177.3.11 tow

```
double Gps_Acq_Assist::tow {}
```

Time Of Week assigned to the acquisition data.

Definition at line 46 of file `gps_acq_assist.h`.

The documentation for this class was generated from the following file:

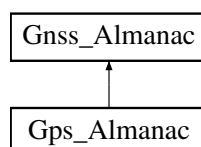
- [gps_acq_assist.h](#)

10.178 Gps_Almanac Class Reference

This class is a storage for the GPS SV ALMANAC data as described in IS-GPS-200M.

```
#include <gps_almanac.h>
```

Inheritance diagram for Gps_Almanac:



Public Member Functions

- [Gps_Almanac](#) ()
- `template<class Archive >`
void **serialize** (Archive &ar, const unsigned int version)

Public Attributes

- `int32_t SV_health {}`
SV Health.
- `int32_t AS_status {}`
Anti-Spoofing Flags and SV Configuration.

Additional Inherited Members

10.178.1 Detailed Description

This class is a storage for the GPS SV ALMANAC data as described in IS-GPS-200M.

See <https://www.gps.gov/technical/icwg/IS-GPS-200M.pdf> Appendix II

Definition at line 35 of file `gps_almanac.h`.

10.178.2 Constructor & Destructor Documentation

10.178.2.1 Gps_Almanac()

```
Gps_Almanac::Gps_Almanac ( ) [inline]
```

Default constructor

Definition at line 41 of file `gps_almanac.h`.

References `Gnss_Almanac::System`.

10.178.3 Member Data Documentation

10.178.3.1 AS_status

```
int32_t Gps_Almanac::AS_status {}
```

Anti-Spoofing Flags and SV Configuration.

Definition at line 47 of file `gps_almanac.h`.

10.178.3.2 SV_health

```
int32_t Gps_Almanac::SV_health {}
```

SV Health.

Definition at line 46 of file `gps_almanac.h`.

The documentation for this class was generated from the following file:

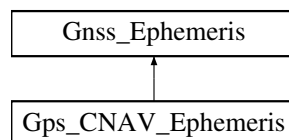
- [gps_almanac.h](#)

10.179 Gps_CNAV_Ephemeris Class Reference

This is a storage class for the GPS CNAV ephemeris data as described in IS-GPS-200M.

```
#include <gps_cnav_ephemeris.h>
```

Inheritance diagram for Gps_CNAV_Ephemeris:



Public Member Functions

- [Gps_CNAV_Ephemeris \(\)](#)
- `template<class Archive >`
`void serialize (Archive &archive, const uint32_t version)`
Serialize is a boost standard method to be called by the boost XML serialization. Here is used to save the ephemeris data on disk file.

Public Attributes

- double [delta_A](#) {}
Semi-major axis difference at reference time.
- double [Adot](#) {}
Change rate in semi-major axis.
- double [delta_ndot](#) {}
Rate of mean motion difference from computed value.
- double [delta_OMEGAAdot](#) {}
Rate of Right Ascension difference [semi-circles/s].
- int32_t [toe1](#) {}
Ephemeris data reference time of week (Ref. 20.3.3.4.3 IS-GPS-200M) [s].
- int32_t [toe2](#) {}
Ephemeris data reference time of week (Ref. 20.3.3.4.3 IS-GPS-200M) [s].
- int32_t [signal_health](#) {}

- *Signal health (L1/L2/L5)*
- `int32_t top {}`
- *Data predict time of week.*
- `int32_t URA {}`
- *ED Accuracy Index.*
- `double URA0 {}`
- *NED Accuracy Index.*
- `double URA1 {}`
- *NED Accuracy Change Index.*
- `double URA2 {}`
- *NED Accuracy Change Rate Index.*
- `double TGD {}`
- *Estimated Group Delay Differential: L1-L2 correction term only for the benefit of "L1 P(Y)" or "L2 P(Y)" s users [s].*
- `double ISCL1 {}`
- `double ISCL2 {}`
- `double ISCL5I {}`
- `double ISCL5Q {}`
- `bool integrity_status_flag {}`
- *If true, enhanced level of integrity assurance.*
- `bool l2c_phasing_flag {}`
- `bool alert_flag {}`
- *If true, indicates that the SV URA may be worse than indicated in d_SV_accuracy, use that SV at our own risk.*
- `bool antispoofing_flag {}`
- *If true, the AntiSpoofing mode is ON in that SV.*

Additional Inherited Members

10.179.1 Detailed Description

This is a storage class for the GPS CNAV ephemeris data as described in IS-GPS-200M.

See <https://www.gps.gov/technical/icwg/IS-GPS-200M.pdf> Appendix III

Definition at line 37 of file `gps_cnav_ephemeris.h`.

10.179.2 Constructor & Destructor Documentation

10.179.2.1 Gps_CNAV_Ephemeris()

```
Gps_CNAV_Ephemeris::Gps_CNAV_Ephemeris ( ) [inline]
```

Constructor

Definition at line 43 of file `gps_cnav_ephemeris.h`.

References `Gnss_Ephemeris::System`.

10.179.3 Member Function Documentation

10.179.3.1 serialize()

```
template<class Archive >
void Gps_CNAV_Ephemeris::serialize (
    Archive & archive,
    const uint32_t version ) [inline]
```

Serialize is a boost standard method to be called by the boost XML serialization. Here is used to save the ephemeris data on disk file.

Definition at line 93 of file `gps_cnav_ephemeris.h`.

References `Adot`, `Gnss_Ephemeris::af0`, `Gnss_Ephemeris::af1`, `Gnss_Ephemeris::af2`, `alert_flag`, `antispoofing_flag`, `Gnss_Ephemeris::Cic`, `Gnss_Ephemeris::Cis`, `Gnss_Ephemeris::Crc`, `Gnss_Ephemeris::Crs`, `Gnss_Ephemeris::Cuc`, `Gnss_Ephemeris::Cus`, `delta_A`, `Gnss_Ephemeris::delta_n`, `delta_OMEGAAdot`, `Gnss_Ephemeris::dtr`, `Gnss_Ephemeris::ecc`, `Gnss_Ephemeris::i_0`, `Gnss_Ephemeris::idot`, `integrity_status_flag`, `Gnss_Ephemeris::M_0`, `Gnss_Ephemeris::omega`, `Gnss_Ephemeris::OMEGA_0`, `Gnss_Ephemeris::OMEGAAdot`, `Gnss_Ephemeris::PRN`, `Gnss_Ephemeris::satClkDrift`, `Gnss_Ephemeris::sqrtA`, `TGD`, `Gnss_Ephemeris::toc`, `Gnss_Ephemeris::toe`, `toe1`, `toe2`, `Gnss_Ephemeris::tow`, and `Gnss_Ephemeris::WN`.

10.179.4 Member Data Documentation

10.179.4.1 Adot

```
double Gps_CNAV_Ephemeris::Adot {}
```

Change rate in semi-major axis.

Definition at line 49 of file `gps_cnav_ephemeris.h`.

Referenced by `serialize()`.

10.179.4.2 alert_flag

```
bool Gps_CNAV_Ephemeris::alert_flag {}
```

If true, indicates that the SV URA may be worse than indicated in `d_SV_accuracy`, use that SV at our own risk.

Definition at line 84 of file `gps_cnav_ephemeris.h`.

Referenced by `serialize()`.

10.179.4.3 antispoofing_flag

```
bool Gps_CNAV_Ephemeris::antispoofing_flag {}
```

If true, the AntiSpoofing mode is ON in that SV.

Definition at line 85 of file `gps_cnav_ephemeris.h`.

Referenced by `serialize()`.

10.179.4.4 delta_A

```
double Gps_CNAV_Ephemeris::delta_A {}
```

Semi-major axis difference at reference time.

Definition at line 48 of file `gps_cnav_ephemeris.h`.

Referenced by `serialize()`.

10.179.4.5 delta_ndot

```
double Gps_CNAV_Ephemeris::delta_ndot {}
```

Rate of mean motion difference from computed value.

Definition at line 50 of file `gps_cnav_ephemeris.h`.

10.179.4.6 delta_OMEGAdot

```
double Gps_CNAV_Ephemeris::delta_OMEGAdot {}
```

Rate of Right Ascension difference [semi-circles/s].

Definition at line 51 of file `gps_cnav_ephemeris.h`.

Referenced by `serialize()`.

10.179.4.7 integrity_status_flag

```
bool Gps_CNAV_Ephemeris::integrity_status_flag {}
```

If true, enhanced level of integrity assurance.

If false, indicates that the conveying signal is provided with the legacy level of integrity assurance. That is, the probability that the instantaneous URE of the conveying signal exceeds 4.42 times the upper bound value of the current broadcast URA index, for more than 5.2 seconds, without an accompanying alert, is less than 1E-5 per hour. If true, indicates that the conveying signal is provided with an enhanced level of integrity assurance. That is, the probability that the instantaneous URE of the conveying signal exceeds 5.73 times the upper bound value of the current broadcast URA index, for more than 5.2 seconds, without an accompanying alert, is less than 1E-8 per hour.

Definition at line 82 of file gps_cnav_ephemeris.h.

Referenced by `serialize()`.

10.179.4.8 signal_health

```
int32_t Gps_CNAV_Ephemeris::signal_health {}
```

Signal health (L1/L2/L5)

Definition at line 54 of file gps_cnav_ephemeris.h.

10.179.4.9 TGD

```
double Gps_CNAV_Ephemeris::TGD {}
```

Estimated Group Delay Differential: L1-L2 correction term only for the benefit of "L1 P(Y)" or "L2 P(Y)" s users [s].

Definition at line 63 of file gps_cnav_ephemeris.h.

Referenced by `serialize()`.

10.179.4.10 toe1

```
int32_t Gps_CNAV_Ephemeris::toe1 {}
```

Ephemeris data reference time of week (Ref. 20.3.3.4.3 IS-GPS-200M) [s].

Definition at line 52 of file gps_cnav_ephemeris.h.

Referenced by `serialize()`.

10.179.4.11 toe2

```
int32_t Gps_CNAV_Ephemeris::toe2 {}
```

Ephemeris data reference time of week (Ref. 20.3.3.4.3 IS-GPS-200M) [s].

Definition at line 53 of file `gps_cnav_ephemeris.h`.

Referenced by `serialize()`.

10.179.4.12 top

```
int32_t Gps_CNAV_Ephemeris::top {}
```

Data predict time of week.

Definition at line 55 of file `gps_cnav_ephemeris.h`.

10.179.4.13 URA

```
int32_t Gps_CNAV_Ephemeris::URA {}
```

ED Accuracy Index.

Definition at line 56 of file `gps_cnav_ephemeris.h`.

10.179.4.14 URA0

```
double Gps_CNAV_Ephemeris::URA0 {}
```

NED Accuracy Index.

Definition at line 58 of file `gps_cnav_ephemeris.h`.

10.179.4.15 URA1

```
double Gps_CNAV_Ephemeris::URA1 {}
```

NED Accuracy Change Index.

Definition at line 59 of file `gps_cnav_ephemeris.h`.

10.179.4.16 URA2

```
double Gps_CNAV_Ephemeris::URA2 {}
```

NED Accuracy Change Rate Index.

Definition at line 60 of file `gps_cnav_ephemeris.h`.

The documentation for this class was generated from the following file:

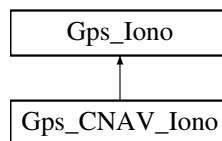
- [gps_cnav_ephemeris.h](#)

10.180 Gps_CNAV_Iono Class Reference

This class is a storage for the GPS IONOSPHERIC data as described in IS-GPS-200M.

```
#include <gps_cnav_iono.h>
```

Inheritance diagram for Gps_CNAV_Iono:



Public Member Functions

- [Gps_CNAV_Iono\(\)](#)=default
Default constructor.

Additional Inherited Members

10.180.1 Detailed Description

This class is a storage for the GPS IONOSPHERIC data as described in IS-GPS-200M.

See <https://www.gps.gov/technical/icwg/IS-GPS-200M.pdf> Appendix III

Definition at line 34 of file `gps_cnav_iono.h`.

10.180.2 Constructor & Destructor Documentation

10.180.2.1 Gps_CNAV_Iono()

```
Gps_CNAV_Iono::Gps_CNAV_Iono ( ) [default]
```

Default constructor.

The documentation for this class was generated from the following file:

- [gps_cnav_iono.h](#)

10.181 Gps_CNAV_Navigation_Message Class Reference

This class decodes a GPS CNAV Data message as described in IS-GPS-200M.

```
#include <gps_cnav_navigation_message.h>
```

Public Member Functions

- [Gps_CNAV_Navigation_Message](#) ()
- void **decode_page** (const std::bitset< GPS_CNAV_DATA_PAGE_BITS > &data_bits)
- [Gps_CNAV_Ephemeris](#) get_ephemeris () const
Obtain a GPS SV Ephemeris class filled with current SV data.
- bool [have_new_iono](#) ()
Check if we have a new iono record stored in the GPS ephemeris class.
- [Gps_CNAV_Iono](#) get_iono () const
Obtain a GPS ionospheric correction parameters class filled with current SV data.
- [Gps_CNAV_Utc_Model](#) get_utc_model ()
Obtain a GPS UTC model parameters class filled with current SV data.
- bool [have_new_utc_model](#) ()
- bool [have_new_ephemeris](#) ()
Check if we have a new ephemeris stored in the GPS ephemeris class.

10.181.1 Detailed Description

This class decodes a GPS CNAV Data message as described in IS-GPS-200M.

See <https://www.gps.gov/technical/icwg/IS-GPS-200M.pdf> Appendix III

Definition at line 44 of file `gps_cnav_navigation_message.h`.

10.181.2 Constructor & Destructor Documentation

10.181.2.1 Gps_CNAV_Navigation_Message()

```
Gps_CNAV_Navigation_Message::Gps_CNAV_Navigation_Message ( )
```

Default constructor

10.181.3 Member Function Documentation

10.181.3.1 get_ephemeris()

```
Gps_CNAV_Ephemeris Gps_CNAV_Navigation_Message::get_ephemeris ( ) const
```

Obtain a GPS SV Ephemeris class filled with current SV data.

10.181.3.2 get_iono()

```
Gps_CNAV_Iono Gps_CNAV_Navigation_Message::get_iono ( ) const
```

Obtain a GPS ionospheric correction parameters class filled with current SV data.

10.181.3.3 get_utc_model()

```
Gps_CNAV_Utc_Model Gps_CNAV_Navigation_Message::get_utc_model ( )
```

Obtain a GPS UTC model parameters class filled with current SV data.

10.181.3.4 have_new_ephemeris()

```
bool Gps_CNAV_Navigation_Message::have_new_ephemeris ( )
```

Check if we have a new ephemeris stored in the GPS ephemeris class.

10.181.3.5 have_new_iono()

```
bool Gps_CNAV_Navigation_Message::have_new_iono ( )
```

Check if we have a new iono record stored in the GPS ephemeris class.

10.181.3.6 have_new_utc_model()

```
bool Gps_CNAV_Navigation_Message::have_new_utc_model ( )
```

if we have a new GPS UTC model record stored in the GPS ephemeris class

The documentation for this class was generated from the following file:

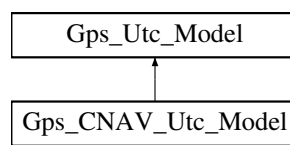
- [gps_cnav_navigation_message.h](#)

10.182 Gps_CNAV_Utc_Model Class Reference

This class is a storage for the GPS UTC MODEL data as described in in IS-GPS-200M.

```
#include <gps_cnav_utc_model.h>
```

Inheritance diagram for Gps_CNAV_Utc_Model:



Public Member Functions

- [Gps_CNAV_Utc_Model\(\)](#)=default
Default constructor.

Additional Inherited Members

10.182.1 Detailed Description

This class is a storage for the GPS UTC MODEL data as described in in IS-GPS-200M.

See <https://www.gps.gov/technical/icwg/IS-GPS-200M.pdf> Appendix III

Definition at line 34 of file `gps_cnav_utc_model.h`.

10.182.2 Constructor & Destructor Documentation

10.182.2.1 Gps_CNAV_Utc_Model()

```
Gps_CNAV_Utc_Model::Gps_CNAV_Utc_Model ( ) [default]
```

Default constructor.

The documentation for this class was generated from the following file:

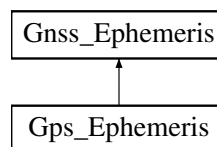
- [gps_cnav_utc_model.h](#)

10.183 Gps_Ephemeris Class Reference

This class is a storage and orbital model functions for the GPS SV ephemeris data as described in IS-GPS-200M.

```
#include <gps_ephemeris.h>
```

Inheritance diagram for Gps_Ephemeris:



Public Member Functions

- [Gps_Ephemeris](#) ()
- `template<class Archive >`
`void serialize (Archive &archive, const uint32_t version)`
Serialize is a boost standard method to be called by the boost XML serialization. Here is used to save the ephemeris data on disk file.

Public Attributes

- `int32_t code_on_L2 {}`
If 1, P code ON in L2; if 2, C/A code ON in L2;.
- `bool L2_P_data_flag {}`
When true, indicates that the NAV data stream was commanded OFF on the P-code of the L2 channel.
- `int32_t SV_accuracy {}`
User Range Accuracy (URA) index of the SV (reference paragraph 6.2.1) for the standard positioning service user (Ref 20.3.3.3.1.3 IS-GPS-200M)
- `int32_t SV_health {}`
Satellite health status.
- `double TGD {}`
Estimated Group Delay Differential: L1-L2 correction term only for the benefit of "L1 P(Y)" or "L2 P(Y)" s users [s].
- `int32_t IODC {}`
Issue of Data, Clock.
- `int32_t IODE_SF2 {}`
Issue of Data, Ephemeris (IODE), subframe 2.

- `int32_t IODE_SF3 {}`
Issue of Data, Ephemeris (IODE), subframe 3.
- `int32_t AODO {}`
Age of Data Offset (AODO) term for the navigation message correction table (NMCT) contained in subframe 4 (reference paragraph 20.3.3.5.1.9) [s].
- `bool fit_interval_flag {}`
indicates the curve-fit interval used by the CS (Block II/IIA/IIR/IIR-M/IIF) and SS (Block IIIA) in determining the ephemeris parameters, as follows: 0 = 4 hours, 1 = greater than 4 hours.
- `double spare1 {}`
- `double spare2 {}`
- `bool integrity_status_flag {}`
If true, enhanced level of integrity assurance.
- `bool alert_flag {}`
If true, indicates that the SV URA may be worse than indicated in d_SV_accuracy, use that SV at our own risk.
- `bool antispoofing_flag {}`
If true, the AntiSpoofing mode is ON in that SV.
- `std::map< int, std::string > satelliteBlock`
Map that stores to which block the PRN belongs <https://www.navcen.uscg.gov/?Do=constellation&Status>.

Additional Inherited Members

10.183.1 Detailed Description

This class is a storage and orbital model functions for the GPS SV ephemeris data as described in IS-GPS-200M.

See <https://www.gps.gov/technical/icwg/IS-GPS-200M.pdf> Appendix II

Definition at line 40 of file `gps_ephemeris.h`.

10.183.2 Constructor & Destructor Documentation

10.183.2.1 Gps_Ephemeris()

```
Gps_Ephemeris::Gps_Ephemeris ( )
```

Default constructor

10.183.3 Member Function Documentation

10.183.3.1 `serialize()`

```
template<class Archive >
void Gps_Ephemeris::serialize (
    Archive & archive,
    const uint32_t version ) [inline]
```

Serialize is a boost standard method to be called by the boost XML serialization. Here is used to save the ephemeris data on disk file.

Definition at line 86 of file `gps_ephemeris.h`.

References `Gnss_Ephemeris::af0`, `Gnss_Ephemeris::af1`, `Gnss_Ephemeris::af2`, `alert_flag`, `antispoofing_flag`, `AOD`, `Gnss_Ephemeris::Cic`, `Gnss_Ephemeris::Cis`, `code_on_L2`, `Gnss_Ephemeris::Crc`, `Gnss_Ephemeris::Crs`, `Gnss_Ephemeris::Cuc`, `Gnss_Ephemeris::Cus`, `Gnss_Ephemeris::delta_n`, `Gnss_Ephemeris::dtr`, `Gnss_Ephemeris::ecc`, `fit_interval_flag`, `Gnss_Ephemeris::i_0`, `Gnss_Ephemeris::idot`, `integrity_status_flag`, `IODC`, `IOD`, `E_SF2`, `IODE_SF3`, `L2_P_data_flag`, `Gnss_Ephemeris::M_0`, `Gnss_Ephemeris::omega`, `Gnss_Ephemeris::OMEGA`, `Gnss_Ephemeris::OMEGA_dot`, `Gnss_Ephemeris::PRN`, `Gnss_Ephemeris::satClkDrift`, `Gnss_Ephemeris::sqrtA`, `SV_accuracy`, `SV_health`, `TGD`, `Gnss_Ephemeris::toc`, `Gnss_Ephemeris::toe`, `Gnss_Ephemeris::tow`, and `Gnss_Ephemeris::WN`.

10.183.4 Member Data Documentation

10.183.4.1 `alert_flag`

```
bool Gps_Ephemeris::alert_flag {}
```

If true, indicates that the SV URA may be worse than indicated in `d_SV_accuracy`, use that SV at our own risk.

Definition at line 75 of file `gps_ephemeris.h`.

Referenced by `Serdes_Gps_Eph::readProtobuffer()`, and `serialize()`.

10.183.4.2 `antispoofing_flag`

```
bool Gps_Ephemeris::antispoofing_flag {}
```

If true, the AntiSpoofing mode is ON in that SV.

Definition at line 76 of file `gps_ephemeris.h`.

Referenced by `Serdes_Gps_Eph::readProtobuffer()`, and `serialize()`.

10.183.4.3 AODO

```
int32_t Gps_Ephemeris::AODO {}
```

Age of Data Offset (AODO) term for the navigation message correction table (NMCT) contained in subframe 4 (reference paragraph 20.3.3.5.1.9) [s].

Definition at line 56 of file `gps_ephemeris.h`.

Referenced by `Serdes_Gps_Eph::readProtobuffer()`, and `serialize()`.

10.183.4.4 code_on_L2

```
int32_t Gps_Ephemeris::code_on_L2 {}
```

If 1, P code ON in L2; if 2, C/A code ON in L2;.

Definition at line 48 of file `gps_ephemeris.h`.

Referenced by `Serdes_Gps_Eph::readProtobuffer()`, and `serialize()`.

10.183.4.5 fit_interval_flag

```
bool Gps_Ephemeris::fit_interval_flag {}
```

indicates the curve-fit interval used by the CS (Block II/IIA/IIR/IIR-M/IIF) and SS (Block IIIA) in determining the ephemeris parameters, as follows: 0 = 4 hours, 1 = greater than 4 hours.

Definition at line 58 of file `gps_ephemeris.h`.

Referenced by `Serdes_Gps_Eph::readProtobuffer()`, and `serialize()`.

10.183.4.6 integrity_status_flag

```
bool Gps_Ephemeris::integrity_status_flag {}
```

If true, enhanced level of integrity assurance.

If false, indicates that the conveying signal is provided with the legacy level of integrity assurance. That is, the probability that the instantaneous URE of the conveying signal exceeds 4.42 times the upper bound value of the current broadcast URA index, for more than 5.2 seconds, without an accompanying alert, is less than 1E-5 per hour. If true, indicates that the conveying signal is provided with an enhanced level of integrity assurance. That is, the probability that the instantaneous URE of the conveying signal exceeds 5.73 times the upper bound value of the current broadcast URA index, for more than 5.2 seconds, without an accompanying alert, is less than 1E-8 per hour.

Definition at line 74 of file `gps_ephemeris.h`.

Referenced by `Serdes_Gps_Eph::readProtobuffer()`, and `serialize()`.

10.183.4.7 IODC

```
int32_t Gps_Ephemeris::IODC {}
```

Issue of Data, Clock.

Definition at line 53 of file gps_ephemeris.h.

Referenced by Serdes_Gps_Eph::readProtobuffer(), and serialize().

10.183.4.8 IODE_SF2

```
int32_t Gps_Ephemeris::IODE_SF2 {}
```

Issue of Data, Ephemeris (IODE), subframe 2.

Definition at line 54 of file gps_ephemeris.h.

Referenced by Serdes_Gps_Eph::readProtobuffer(), and serialize().

10.183.4.9 IODE_SF3

```
int32_t Gps_Ephemeris::IODE_SF3 {}
```

Issue of Data, Ephemeris (IODE), subframe 3.

Definition at line 55 of file gps_ephemeris.h.

Referenced by Serdes_Gps_Eph::readProtobuffer(), and serialize().

10.183.4.10 L2_P_data_flag

```
bool Gps_Ephemeris::L2_P_data_flag {}
```

When true, indicates that the NAV data stream was commanded OFF on the P-code of the L2 channel.

Definition at line 49 of file gps_ephemeris.h.

Referenced by Serdes_Gps_Eph::readProtobuffer(), and serialize().

10.183.4.11 satelliteBlock

```
std::map<int, std::string> Gps_Ephemeris::satelliteBlock
```

Map that stores to which block the PRN belongs <https://www.navcen.uscg.gov/?Do=constellation&Status>.

Definition at line 78 of file gps_ephemeris.h.

10.183.4.12 SV_accuracy

```
int32_t Gps_Ephemeris::SV_accuracy {}
```

User Range Accuracy (URA) index of the SV (reference paragraph 6.2.1) for the standard positioning service user (Ref 20.3.3.3.1.3 IS-GPS-200M)

Definition at line 50 of file gps_ephemeris.h.

Referenced by Serdes_Gps_Eph::readProtobuffer(), and serialize().

10.183.4.13 SV_health

```
int32_t Gps_Ephemeris::SV_health {}
```

Satellite health status.

Definition at line 51 of file gps_ephemeris.h.

Referenced by Serdes_Gps_Eph::readProtobuffer(), and serialize().

10.183.4.14 TGD

```
double Gps_Ephemeris::TGD {}
```

Estimated Group Delay Differential: L1-L2 correction term only for the benefit of "L1 P(Y)" or "L2 P(Y)" s users [s].

Definition at line 52 of file gps_ephemeris.h.

Referenced by Serdes_Gps_Eph::readProtobuffer(), and serialize().

The documentation for this class was generated from the following file:

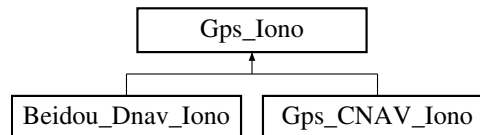
- [gps_ephemeris.h](#)

10.184 Gps_Iono Class Reference

This class is a storage for the GPS IONOSPHERIC data as described in IS-GPS-200M.

```
#include <gps_iono.h>
```

Inheritance diagram for Gps_Iono:



Public Member Functions

- `Gps_Iono()` = default
Default constructor.
- `template<class Archive > void serialize(Archive &archive, const unsigned int version)`
Serialize is a boost standard method to be called by the boost XML serialization. Here is used to save the ephemeris data on disk file.

Public Attributes

- `double alpha0 {}`
Coefficient 0 of a cubic equation representing the amplitude of the vertical delay [s].
- `double alpha1 {}`
Coefficient 1 of a cubic equation representing the amplitude of the vertical delay [s/semi-circle].
- `double alpha2 {}`
Coefficient 2 of a cubic equation representing the amplitude of the vertical delay [s(semi-circle)^2].
- `double alpha3 {}`
Coefficient 3 of a cubic equation representing the amplitude of the vertical delay [s(semi-circle)^3].
- `double beta0 {}`
Coefficient 0 of a cubic equation representing the period of the model [s].
- `double beta1 {}`
Coefficient 1 of a cubic equation representing the period of the model [s/semi-circle].
- `double beta2 {}`
Coefficient 2 of a cubic equation representing the period of the model [s(semi-circle)^2].
- `double beta3 {}`
Coefficient 3 of a cubic equation representing the period of the model [s(semi-circle)^3].
- `bool valid {}`
Valid flag.

10.184.1 Detailed Description

This class is a storage for the GPS IONOSPHERIC data as described in IS-GPS-200M.

See <https://www.gps.gov/technical/icwg/IS-GPS-200M.pdf> Appendix II

Definition at line 35 of file `gps_iono.h`.

10.184.2 Constructor & Destructor Documentation

10.184.2.1 Gps_Iono()

```
Gps_Iono::Gps_Iono ( ) [default]
```

Default constructor.

10.184.3 Member Function Documentation

10.184.3.1 serialize()

```
template<class Archive >
void Gps_Iono::serialize (
    Archive & archive,
    const unsigned int version ) [inline]
```

Serialize is a boost standard method to be called by the boost XML serialization. Here is used to save the ephemeris data on disk file.

Definition at line 58 of file `gps_iono.h`.

References `alpha0`, `alpha1`, `alpha2`, `alpha3`, `beta0`, `beta1`, `beta2`, and `beta3`.

10.184.4 Member Data Documentation

10.184.4.1 alpha0

```
double Gps_Iono::alpha0 {}
```

Coefficient 0 of a cubic equation representing the amplitude of the vertical delay [s].

Definition at line 41 of file `gps_iono.h`.

Referenced by `serialize()`.

10.184.4.2 alpha1

```
double Gps_Iono::alpha1 {}
```

Coefficient 1 of a cubic equation representing the amplitude of the vertical delay [s/semi-circle].

Definition at line 42 of file gps_iono.h.

Referenced by `serialize()`.

10.184.4.3 alpha2

```
double Gps_Iono::alpha2 {}
```

Coefficient 2 of a cubic equation representing the amplitude of the vertical delay [s(semi-circle)²].

Definition at line 43 of file gps_iono.h.

Referenced by `serialize()`.

10.184.4.4 alpha3

```
double Gps_Iono::alpha3 {}
```

Coefficient 3 of a cubic equation representing the amplitude of the vertical delay [s(semi-circle)³].

Definition at line 44 of file gps_iono.h.

Referenced by `serialize()`.

10.184.4.5 beta0

```
double Gps_Iono::beta0 {}
```

Coefficient 0 of a cubic equation representing the period of the model [s].

Definition at line 45 of file gps_iono.h.

Referenced by `serialize()`.

10.184.4.6 beta1

```
double Gps_Iono::beta1 {}
```

Coefficient 1 of a cubic equation representing the period of the model [s/semi-circle].

Definition at line 46 of file `gps_iono.h`.

Referenced by `serialize()`.

10.184.4.7 beta2

```
double Gps_Iono::beta2 {}
```

Coefficient 2 of a cubic equation representing the period of the model [s(semi-circle)²].

Definition at line 47 of file `gps_iono.h`.

Referenced by `serialize()`.

10.184.4.8 beta3

```
double Gps_Iono::beta3 {}
```

Coefficient 3 of a cubic equation representing the period of the model [s(semi-circle)³].

Definition at line 48 of file `gps_iono.h`.

Referenced by `serialize()`.

10.184.4.9 valid

```
bool Gps_Iono::valid {}
```

Valid flag.

Definition at line 50 of file `gps_iono.h`.

The documentation for this class was generated from the following file:

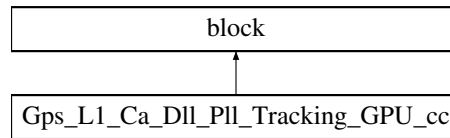
- [gps_iono.h](#)

10.185 Gps_L1_Ca_Dll_Pll_Tracking_GPU_cc Class Reference

This class implements a DLL + PLL tracking loop block.

```
#include <gps_l1_ca_dll_pll_tracking_gpu_cc.h>
```

Inheritance diagram for Gps_L1_Ca_Dll_Pll_Tracking_GPU_cc:



Public Member Functions

- void **set_channel** (uint32_t channel)
- void **set_gnss_synchro** ([Gnss_Synchro](#) *p_gnss_synchro)
- void **start_tracking** ()
- int **general_work** (int noutput_items, gr_vector_int &ninput_items, gr_vector_const_void_star &input_items, gr_vector_void_star &output_items)
- void **forecast** (int noutput_items, gr_vector_int &ninput_items_required)

Friends

- `gps_l1_ca_dll_pll_tracking_gpu_cc_sptr` **gps_l1_ca_dll_pll_make_tracking_gpu_cc** (int64_t fs, in, uint32_t vector_length, bool dump, std::string dump_filename, float pll_bw_hz, float dll_bw_hz, float early_late_space_chips)

10.185.1 Detailed Description

This class implements a DLL + PLL tracking loop block.

Definition at line 60 of file `gps_l1_ca_dll_pll_tracking_gpu_cc.h`.

The documentation for this class was generated from the following file:

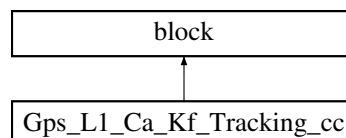
- [gps_l1_ca_dll_pll_tracking_gpu_cc.h](#)

10.186 Gps_L1_Ca_Kf_Tracking_cc Class Reference

This class implements a DLL + PLL tracking loop block.

```
#include <gps_l1_ca_kf_tracking_cc.h>
```

Inheritance diagram for Gps_L1_Ca_Kf_Tracking_cc:



Public Member Functions

- void **set_channel** (uint32_t channel)
- void **set_gnss_synchro** ([Gnss_Synchro](#) *p_gnss_synchro)
- void **start_tracking** ()
- int **general_work** (int noutput_items, gr_vector_int &ninput_items, gr_vector_const_void_star &input_items, gr_vector_void_star &output_items)
- void **forecast** (int noutput_items, gr_vector_int &ninput_items_required)

Friends

- [gps_l1_ca_kf_tracking_cc_sptr](#) **gps_l1_ca_kf_make_tracking_cc** (uint32_t order, int64_t fs_in, uint32_t vector_length, bool dump, const std::string &dump_filename, float dll_bw_hz, float early_late_space_chips, bool bce_run, uint32_t bce_ptrans, uint32_t bce_strans, int32_t bce_nu, int32_t bce_kappa)

10.186.1 Detailed Description

This class implements a DLL + PLL tracking loop block.

Definition at line 74 of file [gps_l1_ca_kf_tracking_cc.h](#).

The documentation for this class was generated from the following file:

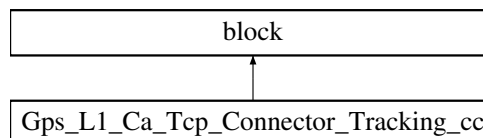
- [gps_l1_ca_kf_tracking_cc.h](#)

10.187 Gps_L1_Ca_Tcp_Connector_Tracking_cc Class Reference

This class implements a DLL + PLL tracking loop block.

```
#include <gps_l1_ca_tcp_connector_tracking_cc.h>
```

Inheritance diagram for [Gps_L1_Ca_Tcp_Connector_Tracking_cc](#):



Public Member Functions

- void **set_channel** (uint32_t channel)
- void **set_gnss_synchro** ([Gnss_Synchro](#) *p_gnss_synchro)
- void **start_tracking** ()
- int **general_work** (int noutput_items, gr_vector_int &ninput_items, gr_vector_const_void_star &input_items, gr_vector_void_star &output_items)
- void **forecast** (int noutput_items, gr_vector_int &ninput_items_required)

Friends

- gps_l1_ca_tcp_connector_tracking_cc_sptr **gps_l1_ca_tcp_connector_make_tracking_cc** (int64_t fs_in, uint32_t vector_length, bool dump, const std::string &dump_filename, float early_late_space_chips, size_t port_ch0)

10.187.1 Detailed Description

This class implements a DLL + PLL tracking loop block.

Definition at line 58 of file gps_l1_ca_tcp_connector_tracking_cc.h.

The documentation for this class was generated from the following file:

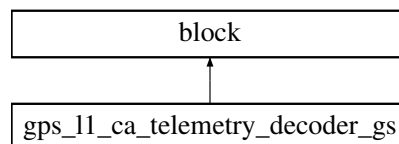
- [gps_l1_ca_tcp_connector_tracking_cc.h](#)

10.188 gps_l1_ca_telemetry_decoder_gs Class Reference

This class implements a block that decodes the NAV data defined in IS-GPS-200M.

```
#include <gps_l1_ca_telemetry_decoder_gs.h>
```

Inheritance diagram for gps_l1_ca_telemetry_decoder_gs:



Public Member Functions

- void **set_satellite** (const [Gnss_Satellite](#) &satellite)
Set satellite PRN.
- void **set_channel** (int channel)
Set receiver's channel.
- void **reset** ()
- int **general_work** (int noutput_items, gr_vector_int &ninput_items, gr_vector_const_void_star &input_items, gr_vector_void_star &output_items) override
This is where all signal processing takes place.

Friends

- gps_l1_ca_telemetry_decoder_gs_sptr **gps_l1_ca_make_telemetry_decoder_gs** (const [Gnss_Satellite](#) &satellite, const [Tlm_Conf](#) &conf)

10.188.1 Detailed Description

This class implements a block that decodes the NAV data defined in IS-GPS-200M.

Definition at line 55 of file `gps_l1_ca_telemetry_decoder_gs.h`.

10.188.2 Member Function Documentation

10.188.2.1 `general_work()`

```
int gps_l1_ca_telemetry_decoder_gs::general_work (
    int noutput_items,
    gr_vector_int & ninput_items,
    gr_vector_const_void_star & input_items,
    gr_vector_void_star & output_items ) [override]
```

This is where all signal processing takes place.

10.188.2.2 `set_channel()`

```
void gps_l1_ca_telemetry_decoder_gs::set_channel (
    int channel )
```

Set receiver's channel.

10.188.2.3 `set_satellite()`

```
void gps_l1_ca_telemetry_decoder_gs::set_satellite (
    const Gnss_Satellite & satellite )
```

Set satellite PRN.

The documentation for this class was generated from the following file:

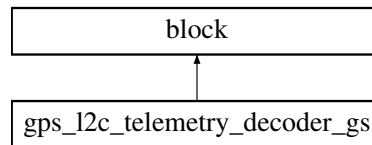
- [gps_l1_ca_telemetry_decoder_gs.h](#)

10.189 gps_l2c_telemetry_decoder_gs Class Reference

This class implements a block that decodes CNAV data defined in IS-GPS-200M.

```
#include <gps_l2c_telemetry_decoder_gs.h>
```

Inheritance diagram for gps_l2c_telemetry_decoder_gs:



Public Member Functions

- void [set_satellite](#) (const [Gnss_Satellite](#) &satellite)
Set satellite PRN.
- void [set_channel](#) (int32_t channel)
Set receiver's channel.
- void [reset](#) ()
- int [general_work](#) (int noutput_items, gr_vector_int &ninput_items, gr_vector_const_void_star &input_items, gr_vector_void_star &output_items) override
This is where all signal processing takes place.

Friends

- [gps_l2c_telemetry_decoder_gs_sptr](#) [gps_l2c_make_telemetry_decoder_gs](#) (const [Gnss_Satellite](#) &satellite, const [Tim_Conf](#) &conf)

10.189.1 Detailed Description

This class implements a block that decodes CNAV data defined in IS-GPS-200M.

Definition at line 56 of file `gps_l2c_telemetry_decoder_gs.h`.

10.189.2 Member Function Documentation

10.189.2.1 general_work()

```
int gps_l2c_telemetry_decoder_gs::general_work (
    int noutput_items,
    gr_vector_int & ninput_items,
    gr_vector_const_void_star & input_items,
    gr_vector_void_star & output_items ) [override]
```

This is where all signal processing takes place.

10.189.2.2 set_channel()

```
void gps_l2c_telemetry_decoder_gs::set_channel (
    int32_t channel )
```

Set receiver's channel.

10.189.2.3 set_satellite()

```
void gps_l2c_telemetry_decoder_gs::set_satellite (
    const Gnss_Satellite & satellite )
```

Set satellite PRN.

The documentation for this class was generated from the following file:

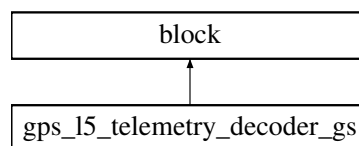
- [gps_l2c_telemetry_decoder_gs.h](#)

10.190 gps_l5_telemetry_decoder_gs Class Reference

This class implements a GPS L5 Telemetry decoder.

```
#include <gps_l5_telemetry_decoder_gs.h>
```

Inheritance diagram for `gps_l5_telemetry_decoder_gs`:



Public Member Functions

- void [set_satellite](#) (const [Gnss_Satellite](#) &satellite)
Set satellite PRN.
- void [set_channel](#) (int32_t channel)
Set receiver's channel.
- void **reset** ()
- int **general_work** (int noutput_items, gr_vector_int &ninput_items, gr_vector_const_void_star &input_items, gr_vector_void_star &output_items) override

Friends

- `gps_l5_telemetry_decoder_gs_sptr` **gps_l5_make_telemetry_decoder_gs** (const [Gnss_Satellite](#) &satellite, const [Tlm_Conf](#) &conf)

10.190.1 Detailed Description

This class implements a GPS L5 Telemetry decoder.

Definition at line 58 of file `gps_l5_telemetry_decoder_gs.h`.

10.190.2 Member Function Documentation

10.190.2.1 `set_channel()`

```
void gps_l5_telemetry_decoder_gs::set_channel (
    int32_t channel )
```

Set receiver's channel.

10.190.2.2 `set_satellite()`

```
void gps_l5_telemetry_decoder_gs::set_satellite (
    const Gnss_Satellite & satellite )
```

Set satellite PRN.

The documentation for this class was generated from the following file:

- [gps_l5_telemetry_decoder_gs.h](#)

10.191 Gps_Navigation_Message Class Reference

This class decodes a GPS NAV Data message as described in IS-GPS-200M.

```
#include <gps_navigation_message.h>
```

Public Member Functions

- [Gps_Navigation_Message](#) ()
- [Gps_Ephemeris](#) [get_ephemeris](#) () const
Obtain a GPS SV Ephemeris class filled with current SV data.
- [Gps_Iono](#) [get_iono](#) ()
Obtain a GPS ionospheric correction parameters class filled with current SV data.
- [Gps_Utc_Model](#) [get_utc_model](#) ()
Obtain a GPS UTC model parameters class filled with current SV data.
- `int32_t` [subframe_decoder](#) (`char *subframe`)
Decodes the GPS NAV message.
- `double` [utc_time](#) (`double gpstime_corrected`) const
Computes the Coordinated Universal Time (UTC) and returns it in [s](#)
- `int32_t` [get_TOW](#) () const
Gets Time of Week, in seconds.
- `int32_t` [get_GPS_week](#) () const
Sets Time of Week, in seconds.
- `void` [set_satellite_PRN](#) (`uint32_t prn`)
Sets satellite PRN number.
- `uint32_t` [get_satellite_PRN](#) () const
Gets satellite PRN number.
- `void` [set_channel](#) (`int32_t channel_id`)
Sets channel ID.
- `bool` [get_flag_iono_valid](#) () const
Gets flag_iono_valid.
- `bool` [get_flag_utc_model_valid](#) () const
Gets flag_utc_model_valid.
- `bool` [satellite_validation](#) ()

10.191.1 Detailed Description

This class decodes a GPS NAV Data message as described in IS-GPS-200M.

See <https://www.gps.gov/technical/icwg/IS-GPS-200M.pdf> Appendix II

Definition at line 45 of file `gps_navigation_message.h`.

10.191.2 Constructor & Destructor Documentation

10.191.2.1 [Gps_Navigation_Message](#)()

```
Gps_Navigation_Message::Gps_Navigation_Message ( )
```

Default constructor

10.191.3 Member Function Documentation

10.191.3.1 get_ephemeris()

`Gps_Ephemeris Gps_Navigation_Message::get_ephemeris () const`

Obtain a GPS SV Ephemeris class filled with current SV data.

10.191.3.2 get_flag_iono_valid()

`bool Gps_Navigation_Message::get_flag_iono_valid () const [inline]`

Gets flag_iono_valid.

Definition at line 122 of file gps_navigation_message.h.

10.191.3.3 get_flag_utc_model_valid()

`bool Gps_Navigation_Message::get_flag_utc_model_valid () const [inline]`

Gets flag_utc_model_valid.

Definition at line 130 of file gps_navigation_message.h.

10.191.3.4 get_GPS_week()

`int32_t Gps_Navigation_Message::get_GPS_week () const [inline]`

Sets Time of Week, in seconds.

Definition at line 90 of file gps_navigation_message.h.

10.191.3.5 get_iono()

`Gps_Iono Gps_Navigation_Message::get_iono ()`

Obtain a GPS ionospheric correction parameters class filled with current SV data.

10.191.3.6 `get_satellite_PRN()`

```
uint32_t Gps_Navigation_Message::get_satellite_PRN ( ) const [inline]
```

Gets satellite PRN number.

Definition at line 106 of file `gps_navigation_message.h`.

10.191.3.7 `get_TOW()`

```
int32_t Gps_Navigation_Message::get_TOW ( ) const [inline]
```

Gets Time of Week, in seconds.

Definition at line 82 of file `gps_navigation_message.h`.

10.191.3.8 `get_utc_model()`

```
Gps_Utc_Model Gps_Navigation_Message::get_utc_model ( )
```

Obtain a GPS UTC model parameters class filled with current SV data.

10.191.3.9 `set_channel()`

```
void Gps_Navigation_Message::set_channel (
    int32_t channel_id ) [inline]
```

Sets channel ID.

Definition at line 114 of file `gps_navigation_message.h`.

10.191.3.10 `set_satellite_PRN()`

```
void Gps_Navigation_Message::set_satellite_PRN (
    uint32_t prn ) [inline]
```

Sets satellite PRN number.

Definition at line 98 of file `gps_navigation_message.h`.

10.191.3.11 subframe_decoder()

```
int32_t Gps_Navigation_Message::subframe_decoder (
    char * subframe )
```

Decodes the GPS NAV message.

10.191.3.12 utc_time()

```
double Gps_Navigation_Message::utc_time (
    double gpstime_corrected ) const
```

Computes the Coordinated Universal Time (UTC) and returns it in [s](#)

The documentation for this class was generated from the following file:

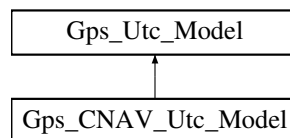
- [gps_navigation_message.h](#)

10.192 Gps_Utc_Model Class Reference

This class is a storage for the GPS UTC MODEL data as described in IS-GPS-200M.

```
#include <gps_utc_model.h>
```

Inheritance diagram for Gps_Utc_Model:



Public Member Functions

- [Gps_Utc_Model](#) ()=default
- `template<class Archive >`
void **serialize** (Archive &archive, const uint32_t version)

Public Attributes

- double [A0](#) {}
Constant of a model that relates GPS and UTC time (ref. 20.3.3.5.2.4 IS-GPS-200M) [s].
- double [A1](#) {}
1st order term of a model that relates GPS and UTC time (ref. 20.3.3.5.2.4 IS-GPS-200M) [s/s]
- double [A2](#) {}
2nd order term of a model that relates GPS and UTC time (ref. 20.3.3.5.2.4 IS-GPS-200M) [s/s]
- int32_t [tot](#) {}
Reference time for UTC data (reference 20.3.4.5 and 20.3.3.5.2.4 IS-GPS-200M) [s].
- int32_t [WN_T](#) {}
UTC reference week number [weeks].
- int32_t [DeltaT_LS](#) {}
Delta time due to leap seconds [s]. Number of leap seconds since 6-Jan-1980 as transmitted by the GPS almanac.
- int32_t [WN_LSF](#) {}
Week number at the end of which the leap second becomes effective [weeks].
- int32_t [DN](#) {}
Day number (DN) at the end of which the leap second becomes effective [days].
- int32_t [DeltaT_LSF](#) {}
Scheduled future or recent past (relative to NAV message upload) value of the delta time due to leap seconds [s].
- bool **valid** {}

10.192.1 Detailed Description

This class is a storage for the GPS UTC MODEL data as described in IS-GPS-200M.

See <https://www.gps.gov/technical/icwg/IS-GPS-200M.pdf> Appendix II

Definition at line 35 of file `gps_utc_model.h`.

10.192.2 Constructor & Destructor Documentation

10.192.2.1 Gps_Utc_Model()

```
Gps_Utc_Model::Gps_Utc_Model ( ) [default]
```

Default constructor

10.192.3 Member Data Documentation

10.192.3.1 A0

```
double Gps_Utc_Model::A0 {}
```

Constant of a model that relates GPS and UTC time (ref. 20.3.3.5.2.4 IS-GPS-200M) [s].

Definition at line 44 of file `gps_utc_model.h`.

10.192.3.2 A1

```
double Gps_Utc_Model::A1 {}
```

1st order term of a model that relates GPS and UTC time (ref. 20.3.3.5.2.4 IS-GPS-200M) [s/s]

Definition at line 45 of file `gps_utc_model.h`.

10.192.3.3 A2

```
double Gps_Utc_Model::A2 {}
```

2nd order term of a model that relates GPS and UTC time (ref. 20.3.3.5.2.4 IS-GPS-200M) [s/s]

Definition at line 46 of file `gps_utc_model.h`.

10.192.3.4 DeltaT_LS

```
int32_t Gps_Utc_Model::DeltaT_LS {}
```

Delta time due to leap seconds [s]. Number of leap seconds since 6-Jan-1980 as transmitted by the GPS almanac.

Definition at line 49 of file `gps_utc_model.h`.

10.192.3.5 DeltaT_LSF

```
int32_t Gps_Utc_Model::DeltaT_LSF {}
```

Scheduled future or recent past (relative to NAV message upload) value of the delta time due to leap seconds [s].

Definition at line 52 of file `gps_utc_model.h`.

10.192.3.6 DN

```
int32_t Gps_Utc_Model::DN {}
```

Day number (DN) at the end of which the leap second becomes effective [days].

Definition at line 51 of file `gps_utc_model.h`.

10.192.3.7 tot

```
int32_t Gps_Utc_Model::tot {}
```

Reference time for UTC data (reference 20.3.4.5 and 20.3.3.5.2.4 IS-GPS-200M) [s].

Definition at line 47 of file `gps_utc_model.h`.

10.192.3.8 WN_LSF

```
int32_t Gps_Utc_Model::WN_LSF {}
```

Week number at the end of which the leap second becomes effective [weeks].

Definition at line 50 of file `gps_utc_model.h`.

10.192.3.9 WN_T

```
int32_t Gps_Utc_Model::WN_T {}
```

UTC reference week number [weeks].

Definition at line 48 of file `gps_utc_model.h`.

The documentation for this class was generated from the following file:

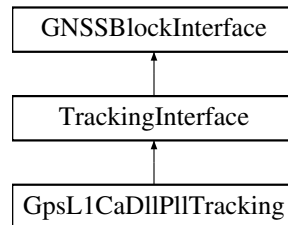
- [gps_utc_model.h](#)

10.193 GpsL1CaDllPllTracking Class Reference

This class implements a code DLL + carrier PLL tracking loop.

```
#include <gps_l1_ca_dll_pll_tracking.h>
```

Inheritance diagram for GpsL1CaDllPllTracking:



Public Member Functions

- **GpsL1CaDllPllTracking** (const [ConfigurationInterface](#) *configuration, const std::string &role, unsigned int in_streams, unsigned int out_streams)
- std::string **role** () override
- std::string **implementation** () override
Returns "GPS_L1_CA_DLL_PLL_Tracking".
- size_t **item_size** () override
- void **connect** (gr::top_block_sptr top_block) override
- void **disconnect** (gr::top_block_sptr top_block) override
- gr::basic_block_sptr **get_left_block** () override
- gr::basic_block_sptr **get_right_block** () override
- void **set_channel** (unsigned int channel) override
Set tracking channel unique ID.
- void **set_gnss_synchro** ([Gnss_Synchro](#) *p_gnss_synchro) override
Set acquisition/tracking common [Gnss_Synchro](#) object pointer to efficiently exchange synchronization data between acquisition and tracking blocks.
- void **start_tracking** () override
- void **stop_tracking** () override
Stop running tracking.

10.193.1 Detailed Description

This class implements a code DLL + carrier PLL tracking loop.

Definition at line 44 of file `gps_l1_ca_dll_pll_tracking.h`.

10.193.2 Member Function Documentation

10.193.2.1 implementation()

```
std::string GpsL1CaDllPllTracking::implementation ( ) [inline], [override], [virtual]
```

Returns "GPS_L1_CA_DLL_PLL_Tracking".

Implements [GNSSBlockInterface](#).

Definition at line 61 of file `gps_l1_ca_dll_pll_tracking.h`.

10.193.2.2 set_channel()

```
void GpsL1CaDllPllTracking::set_channel (
    unsigned int channel ) [override], [virtual]
```

Set tracking channel unique ID.

Implements [TrackingInterface](#).

10.193.2.3 set_gnss_synchro()

```
void GpsL1CaDllPllTracking::set_gnss_synchro (
    Gnss_Synchro * p_gnss_synchro ) [override], [virtual]
```

Set acquisition/tracking common [Gnss_Synchro](#) object pointer to efficiently exchange synchronization data between acquisition and tracking blocks.

Implements [TrackingInterface](#).

10.193.2.4 stop_tracking()

```
void GpsL1CaDllPllTracking::stop_tracking ( ) [override], [virtual]
```

Stop running tracking.

Implements [TrackingInterface](#).

The documentation for this class was generated from the following file:

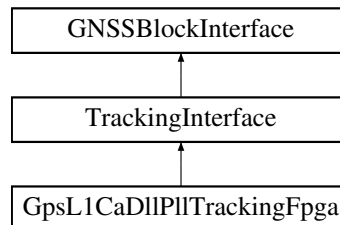
- [gps_l1_ca_dll_pll_tracking.h](#)

10.194 GpsL1CaDlIPllTrackingFpga Class Reference

This class implements a code DLL + carrier PLL tracking loop.

```
#include <gps_l1_ca_dll_pll_tracking_fpga.h>
```

Inheritance diagram for GpsL1CaDlIPllTrackingFpga:



Public Member Functions

- [GpsL1CaDlIPllTrackingFpga](#) (const [ConfigurationInterface](#) *configuration, const std::string &[role](#), unsigned int in_streams, unsigned int out_streams)
Constructor.
- virtual [~GpsL1CaDlIPllTrackingFpga](#) ()
Destructor.
- std::string [role](#) () override
Role.
- std::string [implementation](#) () override
Returns "GPS_L1_CA_DLL_PLL_Tracking_Fpga".
- size_t [item_size](#) () override
Returns size of lv_16sc_t.
- void [connect](#) (gr::top_block_sptr top_block) override
Connect.
- void [disconnect](#) (gr::top_block_sptr top_block) override
Disconnect.
- gr::basic_block_sptr [get_left_block](#) () override
Get left block.
- gr::basic_block_sptr [get_right_block](#) () override
Get right block.
- void [set_channel](#) (unsigned int channel) override
Set tracking channel unique ID.
- void [set_gnss_synchro](#) ([Gnss_Synchro](#) *p_gnss_synchro) override
Set acquisition/tracking common [Gnss_Synchro](#) object pointer to efficiently exchange synchronization data between acquisition and tracking blocks.
- void [start_tracking](#) () override
Start the tracking process in the FPGA.
- void [stop_tracking](#) () override
Stop the tracking process in the FPGA.

10.194.1 Detailed Description

This class implements a code DLL + carrier PLL tracking loop.

Definition at line 41 of file `gps_l1_ca_dll_pll_tracking_fpga.h`.

10.194.2 Constructor & Destructor Documentation

10.194.2.1 GpsL1CaDllPllTrackingFpga()

```
GpsL1CaDllPllTrackingFpga::GpsL1CaDllPllTrackingFpga (
    const ConfigurationInterface * configuration,
    const std::string & role,
    unsigned int in_streams,
    unsigned int out_streams )
```

Constructor.

10.194.2.2 ~GpsL1CaDllPllTrackingFpga()

```
virtual GpsL1CaDllPllTrackingFpga::~GpsL1CaDllPllTrackingFpga ( ) [virtual]
```

Destructor.

10.194.3 Member Function Documentation

10.194.3.1 connect()

```
void GpsL1CaDllPllTrackingFpga::connect (
    gr::top_block_sptr top_block ) [override], [virtual]
```

Connect.

Implements [GNSSBlockInterface](#).

10.194.3.2 disconnect()

```
void GpsL1CaDllPllTrackingFpga::disconnect (
    gr::top_block_sptr top_block ) [override], [virtual]
```

Disconnect.

Implements [GNSSBlockInterface](#).

10.194.3.3 get_left_block()

```
gr::basic_block_sptr GpsL1CaDllPllTrackingFpga::get_left_block ( ) [override], [virtual]
```

Get left block.

Implements [GNSSBlockInterface](#).

10.194.3.4 get_right_block()

```
gr::basic_block_sptr GpsL1CaDllPllTrackingFpga::get_right_block ( ) [override], [virtual]
```

Get right block.

Implements [GNSSBlockInterface](#).

10.194.3.5 implementation()

```
std::string GpsL1CaDllPllTrackingFpga::implementation ( ) [inline], [override], [virtual]
```

Returns "GPS_L1_CA_DLL_PLL_Tracking_Fpga".

Implements [GNSSBlockInterface](#).

Definition at line 69 of file `gps_l1_ca_dll_pll_tracking_fpga.h`.

10.194.3.6 item_size()

```
size_t GpsL1CaDllPllTrackingFpga::item_size ( ) [inline], [override], [virtual]
```

Returns size of `lv_16sc_t`.

Implements [GNSSBlockInterface](#).

Definition at line 77 of file `gps_l1_ca_dll_pll_tracking_fpga.h`.

10.194.3.7 role()

```
std::string GpsL1CaDllPllTrackingFpga::role ( ) [inline], [override], [virtual]
```

Role.

Implements [GNSSBlockInterface](#).

Definition at line 61 of file `gps_l1_ca_dll_pll_tracking_fpga.h`.

10.194.3.8 set_channel()

```
void GpsL1CaDllPllTrackingFpga::set_channel (
    unsigned int channel ) [override], [virtual]
```

Set tracking channel unique ID.

Implements [TrackingInterface](#).

10.194.3.9 set_gnss_synchro()

```
void GpsL1CaDllPllTrackingFpga::set_gnss_synchro (
    Gnss_Synchro * p_gnss_synchro ) [override], [virtual]
```

Set acquisition/tracking common [Gnss_Synchro](#) object pointer to efficiently exchange synchronization data between acquisition and tracking blocks.

Implements [TrackingInterface](#).

10.194.3.10 start_tracking()

```
void GpsL1CaDllPllTrackingFpga::start_tracking ( ) [override], [virtual]
```

Start the tracking process in the FPGA.

Implements [TrackingInterface](#).

10.194.3.11 stop_tracking()

```
void GpsL1CaDllPllTrackingFpga::stop_tracking ( ) [override], [virtual]
```

Stop the tracking process in the FPGA.

Implements [TrackingInterface](#).

The documentation for this class was generated from the following file:

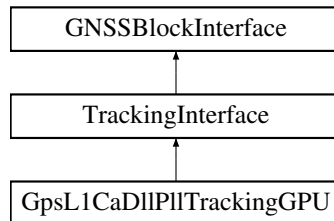
- [gps_l1_ca_dll_pll_tracking_fpga.h](#)

10.195 GpsL1CaDllPllTrackingGPU Class Reference

This class implements a code DLL + carrier PLL tracking loop using GPU accelerated functions.

```
#include <gps_l1_ca_dll_pll_tracking_gpu.h>
```

Inheritance diagram for GpsL1CaDllPllTrackingGPU:



Public Member Functions

- **GpsL1CaDllPllTrackingGPU** (const [ConfigurationInterface](#) *configuration, std::string role, unsigned int in_streams, unsigned int out_streams)
- std::string **role** () override
- std::string **implementation** () override
Returns "GPS_L1_CA_DLL_PLL_Tracking_GPU".
- size_t **item_size** () override
- void **connect** (gr::top_block_sptr top_block) override
- void **disconnect** (gr::top_block_sptr top_block) override
- gr::basic_block_sptr **get_left_block** () override
- gr::basic_block_sptr **get_right_block** () override
- void **set_channel** (unsigned int channel) override
Set tracking channel unique ID.
- void **set_gnss_synchro** ([Gnss_Synchro](#) *p_gnss_synchro) override
Set acquisition/tracking common [Gnss_Synchro](#) object pointer to efficiently exchange synchronization data between acquisition and tracking blocks.
- void **start_tracking** () override
- void **stop_tracking** () override
Stop running tracking.

10.195.1 Detailed Description

This class implements a code DLL + carrier PLL tracking loop using GPU accelerated functions.

Definition at line 41 of file `gps_l1_ca_dll_pll_tracking_gpu.h`.

10.195.2 Member Function Documentation

10.195.2.1 implementation()

```
std::string GpsL1CaDllPllTrackingGPU::implementation ( ) [inline], [override], [virtual]
```

Returns "GPS_L1_CA_DLL_PLL_Tracking_GPU".

Implements [GNSSBlockInterface](#).

Definition at line 58 of file `gps_l1_ca_dll_pll_tracking_gpu.h`.

10.195.2.2 set_channel()

```
void GpsL1CaDllPllTrackingGPU::set_channel (
    unsigned int channel ) [override], [virtual]
```

Set tracking channel unique ID.

Implements [TrackingInterface](#).

10.195.2.3 set_gnss_synchro()

```
void GpsL1CaDllPllTrackingGPU::set_gnss_synchro (
    Gnss_Synchro * p_gnss_synchro ) [override], [virtual]
```

Set acquisition/tracking common [Gnss_Synchro](#) object pointer to efficiently exchange synchronization data between acquisition and tracking blocks.

Implements [TrackingInterface](#).

10.195.2.4 stop_tracking()

```
void GpsL1CaDllPllTrackingGPU::stop_tracking ( ) [override], [virtual]
```

Stop running tracking.

Implements [TrackingInterface](#).

The documentation for this class was generated from the following file:

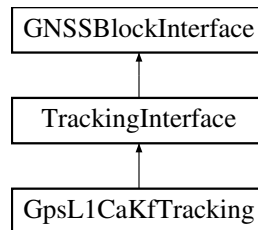
- [gps_l1_ca_dll_pll_tracking_gpu.h](#)

10.196 GpsL1CaKfTracking Class Reference

This class implements a code DLL + carrier PLL tracking loop.

```
#include <gps_l1_ca_kf_tracking.h>
```

Inheritance diagram for GpsL1CaKfTracking:



Public Member Functions

- **GpsL1CaKfTracking** (const [ConfigurationInterface](#) *configuration, const std::string &role, unsigned int in_streams, unsigned int out_streams)
- std::string **role** () override
- std::string **implementation** () override
Returns "GPS_L1_CA_KF_Tracking".
- size_t **item_size** () override
- void **connect** (gr::top_block_sptr top_block) override
- void **disconnect** (gr::top_block_sptr top_block) override
- gr::basic_block_sptr **get_left_block** () override
- gr::basic_block_sptr **get_right_block** () override
- void **set_channel** (unsigned int channel) override
Set tracking channel unique ID.
- void **set_gnss_synchro** ([Gnss_Synchro](#) *p_gnss_synchro) override
Set acquisition/tracking common [Gnss_Synchro](#) object pointer to efficiently exchange synchronization data between acquisition and tracking blocks.
- void **start_tracking** () override
- void **stop_tracking** () override
Stop running tracking.

10.196.1 Detailed Description

This class implements a code DLL + carrier PLL tracking loop.

Definition at line 44 of file `gps_l1_ca_kf_tracking.h`.

10.196.2 Member Function Documentation

10.196.2.1 implementation()

```
std::string GpsLlCaKfTracking::implementation ( ) [inline], [override], [virtual]
```

Returns "GPS_L1_CA_KF_Tracking".

Implements [GNSSBlockInterface](#).

Definition at line 61 of file `gps_l1_ca_kf_tracking.h`.

10.196.2.2 set_channel()

```
void GpsLlCaKfTracking::set_channel (
    unsigned int channel ) [override], [virtual]
```

Set tracking channel unique ID.

Implements [TrackingInterface](#).

10.196.2.3 set_gnss_synchro()

```
void GpsLlCaKfTracking::set_gnss_synchro (
    Gnss_Synchro * p_gnss_synchro ) [override], [virtual]
```

Set acquisition/tracking common [Gnss_Synchro](#) object pointer to efficiently exchange synchronization data between acquisition and tracking blocks.

Implements [TrackingInterface](#).

10.196.2.4 stop_tracking()

```
void GpsLlCaKfTracking::stop_tracking ( ) [override], [virtual]
```

Stop running tracking.

Implements [TrackingInterface](#).

The documentation for this class was generated from the following file:

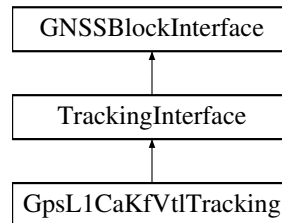
- [gps_l1_ca_kf_tracking.h](#)

10.197 GpsL1CaKfVtlTracking Class Reference

This class implements a code + carrier Kalman Filter tracking loop with VTL capabilities.

```
#include <gps_l1_ca_kf_vtl_tracking.h>
```

Inheritance diagram for GpsL1CaKfVtlTracking:



Public Member Functions

- **GpsL1CaKfVtlTracking** (const [ConfigurationInterface](#) *configuration, const std::string &role, unsigned int in_streams, unsigned int out_streams)
- std::string **role** () override
- std::string **implementation** () override
Returns "GPS_L1_CA_kf_vtl_Tracking".
- size_t **item_size** () override
- void **connect** (gr::top_block_sptr top_block) override
- void **disconnect** (gr::top_block_sptr top_block) override
- gr::basic_block_sptr **get_left_block** () override
- gr::basic_block_sptr **get_right_block** () override
- void **set_channel** (unsigned int channel) override
Set tracking channel unique ID.
- void **set_gnss_synchro** ([Gnss_Synchro](#) *p_gnss_synchro) override
Set acquisition/tracking common [Gnss_Synchro](#) object pointer to efficiently exchange synchronization data between acquisition and tracking blocks.
- void **start_tracking** () override
- void **stop_tracking** () override
Stop running tracking.

10.197.1 Detailed Description

This class implements a code + carrier Kalman Filter tracking loop with VTL capabilities.

Definition at line 34 of file `gps_l1_ca_kf_vtl_tracking.h`.

10.197.2 Member Function Documentation

10.197.2.1 implementation()

```
std::string GpsL1CaKfVtlTracking::implementation ( ) [inline], [override], [virtual]
```

Returns "GPS_L1_CA_kf_vtl_Tracking".

Implements [GNSSBlockInterface](#).

Definition at line 51 of file `gps_l1_ca_kf_vtl_tracking.h`.

10.197.2.2 set_channel()

```
void GpsL1CaKfVtlTracking::set_channel (
    unsigned int channel ) [override], [virtual]
```

Set tracking channel unique ID.

Implements [TrackingInterface](#).

10.197.2.3 set_gnss_synchro()

```
void GpsL1CaKfVtlTracking::set_gnss_synchro (
    Gnss_Synchro * p_gnss_synchro ) [override], [virtual]
```

Set acquisition/tracking common [Gnss_Synchro](#) object pointer to efficiently exchange synchronization data between acquisition and tracking blocks.

Implements [TrackingInterface](#).

10.197.2.4 stop_tracking()

```
void GpsL1CaKfVtlTracking::stop_tracking ( ) [override], [virtual]
```

Stop running tracking.

Implements [TrackingInterface](#).

The documentation for this class was generated from the following file:

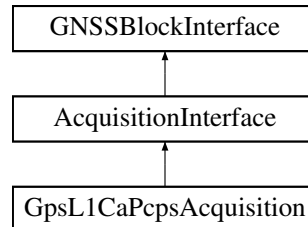
- [gps_l1_ca_kf_vtl_tracking.h](#)

10.198 GpsL1CaPcpsAcquisition Class Reference

This class adapts a PCPS acquisition block to an [AcquisitionInterface](#) for GPS L1 C/A signals.

```
#include <gps_l1_ca_pcps_acquisition.h>
```

Inheritance diagram for GpsL1CaPcpsAcquisition:



Public Member Functions

- **GpsL1CaPcpsAcquisition** (const [ConfigurationInterface](#) *configuration, const std::string &role, unsigned int in_streams, unsigned int out_streams)
- std::string **role** () override
- std::string **implementation** () override
Returns "GPS_L1_CA_PCPS_Acquisition".
- size_t **item_size** () override
- void **connect** (gr::top_block_sptr top_block) override
- void **disconnect** (gr::top_block_sptr top_block) override
- gr::basic_block_sptr **get_left_block** () override
- gr::basic_block_sptr **get_right_block** () override
- void **set_gnss_synchro** ([Gnss_Synchro](#) *p_gnss_synchro) override
Set acquisition/tracking common [Gnss_Synchro](#) object pointer to efficiently exchange synchronization data between acquisition and tracking blocks.
- void **set_channel** (unsigned int channel) override
Set acquisition channel unique ID.
- void **set_channel_fsm** (std::weak_ptr< [ChannelFsm](#) > channel_fsm) override
Set channel fsm associated to this acquisition instance.
- void **set_threshold** (float threshold) override
Set statistics threshold of PCPS algorithm.
- void **set_doppler_max** (unsigned int doppler_max) override
Set maximum Doppler off grid search.
- void **set_doppler_step** (unsigned int doppler_step) override
Set Doppler steps for the grid search.
- void **set_doppler_center** (int doppler_center) override
Set Doppler center for the grid search.
- void **init** () override
Initializes acquisition algorithm.
- void **set_local_code** () override
Sets local code for GPS L1/CA PCPS acquisition algorithm.
- signed int **mag** () override
Returns the maximum peak of grid search.
- void **reset** () override
Restart acquisition algorithm.

- void [set_state](#) (int state) override
If state = 1, it forces the block to start acquiring from the first sample.
- void [stop_acquisition](#) () override
Stop running acquisition.
- void [set_resampler_latency](#) (uint32_t latency_samples) override
Sets the resampler latency to account it in the acquisition code delay estimation.

10.198.1 Detailed Description

This class adapts a PCPS acquisition block to an [AcquisitionInterface](#) for GPS L1 C/A signals.

Definition at line 49 of file `gps_l1_ca_pcps_acquisition.h`.

10.198.2 Member Function Documentation

10.198.2.1 implementation()

```
std::string GpsL1CaPcpsAcquisition::implementation ( ) [inline], [override], [virtual]
```

Returns "GPS_L1_CA_PCPS_Acquisition".

Implements [GNSSBlockInterface](#).

Definition at line 68 of file `gps_l1_ca_pcps_acquisition.h`.

10.198.2.2 init()

```
void GpsL1CaPcpsAcquisition::init ( ) [override], [virtual]
```

Initializes acquisition algorithm.

Implements [AcquisitionInterface](#).

10.198.2.3 mag()

```
signed int GpsL1CaPcpsAcquisition::mag ( ) [override], [virtual]
```

Returns the maximum peak of grid search.

Implements [AcquisitionInterface](#).

10.198.2.4 reset()

```
void GpsL1CaPcpsAcquisition::reset ( ) [override], [virtual]
```

Restart acquisition algorithm.

Implements [AcquisitionInterface](#).

10.198.2.5 set_channel()

```
void GpsL1CaPcpsAcquisition::set_channel (
    unsigned int channel ) [inline], [override], [virtual]
```

Set acquisition channel unique ID.

Implements [AcquisitionInterface](#).

Definition at line 93 of file `gps_l1_ca_pcps_acquisition.h`.

10.198.2.6 set_channel_fsm()

```
void GpsL1CaPcpsAcquisition::set_channel_fsm (
    std::weak_ptr< ChannelFsm > channel_fsm ) [inline], [override], [virtual]
```

Set channel fsm associated to this acquisition instance.

Implements [AcquisitionInterface](#).

Definition at line 102 of file `gps_l1_ca_pcps_acquisition.h`.

10.198.2.7 set_doppler_center()

```
void GpsL1CaPcpsAcquisition::set_doppler_center (
    int doppler_center ) [override]
```

Set Doppler center for the grid search.

10.198.2.8 set_doppler_max()

```
void GpsL1CaPcpsAcquisition::set_doppler_max (
    unsigned int doppler_max ) [override], [virtual]
```

Set maximum Doppler off grid search.

Implements [AcquisitionInterface](#).

10.198.2.9 `set_doppler_step()`

```
void GpsL1CaPcpsAcquisition::set_doppler_step (
    unsigned int doppler_step ) [override], [virtual]
```

Set Doppler steps for the grid search.

Implements [AcquisitionInterface](#).

10.198.2.10 `set_gnss_synchro()`

```
void GpsL1CaPcpsAcquisition::set_gnss_synchro (
    Gnss\_Synchro * p_gnss_synchro ) [override], [virtual]
```

Set acquisition/tracking common [Gnss_Synchro](#) object pointer to efficiently exchange synchronization data between acquisition and tracking blocks.

Implements [AcquisitionInterface](#).

10.198.2.11 `set_local_code()`

```
void GpsL1CaPcpsAcquisition::set_local_code ( ) [override], [virtual]
```

Sets local code for GPS L1/CA PCPS acquisition algorithm.

Implements [AcquisitionInterface](#).

10.198.2.12 `set_resampler_latency()`

```
void GpsL1CaPcpsAcquisition::set_resampler_latency (
    uint32_t latency_samples ) [override], [virtual]
```

Sets the resampler latency to account it in the acquisition code delay estimation.

Implements [AcquisitionInterface](#).

10.198.2.13 `set_state()`

```
void GpsL1CaPcpsAcquisition::set_state (
    int state ) [override], [virtual]
```

If state = 1, it forces the block to start acquiring from the first sample.

Implements [AcquisitionInterface](#).

10.198.2.14 `set_threshold()`

```
void GpsL1CaPcpsAcquisition::set_threshold (
    float threshold ) [override], [virtual]
```

Set statistics threshold of PCPS algorithm.

Implements [AcquisitionInterface](#).

10.198.2.15 `stop_acquisition()`

```
void GpsL1CaPcpsAcquisition::stop_acquisition ( ) [override], [virtual]
```

Stop running acquisition.

Implements [AcquisitionInterface](#).

The documentation for this class was generated from the following file:

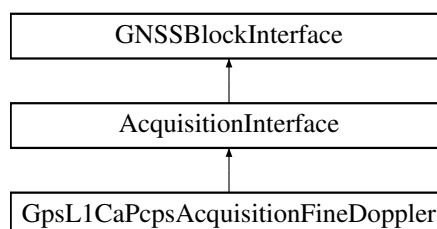
- [gps_l1_ca_pcps_acquisition.h](#)

10.199 GpsL1CaPcpsAcquisitionFineDoppler Class Reference

This class Adapts a PCPS acquisition block with fine Doppler estimation to an [AcquisitionInterface](#) for GPS L1 C/A signals.

```
#include <gps_l1_ca_pcps_acquisition_fine_doppler.h>
```

Inheritance diagram for GpsL1CaPcpsAcquisitionFineDoppler:



Public Member Functions

- **GpsL1CaPcpsAcquisitionFineDoppler** (const [ConfigurationInterface](#) *configuration, const std::string &role, unsigned int in_streams, unsigned int out_streams)
- std::string **role** () override
- std::string **implementation** () override
 - Returns "GPS_L1_CA_PCPS_Acquisition_Fine_Doppler".*
- size_t **item_size** () override
- void **connect** (gnss_shared_ptr< gr::top_block > top_block) override
- void **disconnect** (gnss_shared_ptr< gr::top_block > top_block) override
- gnss_shared_ptr< gr::basic_block > **get_left_block** () override
- gnss_shared_ptr< gr::basic_block > **get_right_block** () override
- void **set_gnss_synchro** ([Gnss_Synchro](#) *p_gnss_synchro) override
 - Set acquisition/tracking common [Gnss_Synchro](#) object pointer to efficiently exchange synchronization data between acquisition and tracking blocks.*
- void **set_channel** (unsigned int channel) override
 - Set acquisition channel unique ID.*
- void **set_channel_fsm** (std::weak_ptr< [ChannelFsm](#) > channel_fsm) override
 - Set channel fsm associated to this acquisition instance.*
- void **set_threshold** (float threshold) override
 - Set statistics threshold of PCPS algorithm.*
- void **set_doppler_max** (unsigned int doppler_max) override
 - Set maximum Doppler off grid search.*
- void **set_doppler_step** (unsigned int doppler_step) override
 - Set Doppler steps for the grid search.*
- void **init** () override
 - Initializes acquisition algorithm.*
- void **set_local_code** () override
- signed int **mag** () override
 - Returns the maximum peak of grid search.*
- void **reset** () override
 - Restart acquisition algorithm.*
- void **set_state** (int state) override
 - If state = 1, it forces the block to start acquiring from the first sample.*
- void **stop_acquisition** () override
 - Stop running acquisition.*
- void **set_resampler_latency** (uint32_t latency_samples __attribute__((unused))) override

10.199.1 Detailed Description

This class Adapts a PCPS acquisition block with fine Doppler estimation to an [AcquisitionInterface](#) for GPS L1 C/A signals.

Definition at line 44 of file `gps_l1_ca_pcps_acquisition_fine_doppler.h`.

10.199.2 Member Function Documentation

10.199.2.1 implementation()

```
std::string GpsL1CaPcpsAcquisitionFineDoppler::implementation ( ) [inline], [override], [virtual]
```

Returns "GPS_L1_CA_PCPS_Acquisition_Fine_Doppler".

Implements [GNSSBlockInterface](#).

Definition at line 62 of file `gps_l1_ca_pcps_acquisition_fine_doppler.h`.

10.199.2.2 init()

```
void GpsL1CaPcpsAcquisitionFineDoppler::init ( ) [override], [virtual]
```

Initializes acquisition algorithm.

Implements [AcquisitionInterface](#).

10.199.2.3 mag()

```
signed int GpsL1CaPcpsAcquisitionFineDoppler::mag ( ) [override], [virtual]
```

Returns the maximum peak of grid search.

Implements [AcquisitionInterface](#).

10.199.2.4 reset()

```
void GpsL1CaPcpsAcquisitionFineDoppler::reset ( ) [override], [virtual]
```

Restart acquisition algorithm.

Implements [AcquisitionInterface](#).

10.199.2.5 set_channel()

```
void GpsL1CaPcpsAcquisitionFineDoppler::set_channel (
    unsigned int channel ) [inline], [override], [virtual]
```

Set acquisition channel unique ID.

Implements [AcquisitionInterface](#).

Definition at line 87 of file `gps_l1_ca_pcps_acquisition_fine_doppler.h`.

10.199.2.6 set_channel_fsm()

```
void GpsL1CaPcpsAcquisitionFineDoppler::set_channel_fsm (
    std::weak_ptr< ChannelFsm > channel_fsm ) [inline], [override], [virtual]
```

Set channel fsm associated to this acquisition instance.

Implements [AcquisitionInterface](#).

Definition at line 96 of file gps_l1_ca_pcps_acquisition_fine_doppler.h.

10.199.2.7 set_doppler_max()

```
void GpsL1CaPcpsAcquisitionFineDoppler::set_doppler_max (
    unsigned int doppler_max ) [override], [virtual]
```

Set maximum Doppler off grid search.

Implements [AcquisitionInterface](#).

10.199.2.8 set_doppler_step()

```
void GpsL1CaPcpsAcquisitionFineDoppler::set_doppler_step (
    unsigned int doppler_step ) [override], [virtual]
```

Set Doppler steps for the grid search.

Implements [AcquisitionInterface](#).

10.199.2.9 set_gnss_synchro()

```
void GpsL1CaPcpsAcquisitionFineDoppler::set_gnss_synchro (
    Gnss\_Synchro * p_gnss_synchro ) [override], [virtual]
```

Set acquisition/tracking common [Gnss_Synchro](#) object pointer to efficiently exchange synchronization data between acquisition and tracking blocks.

Implements [AcquisitionInterface](#).

10.199.2.10 set_state()

```
void GpsL1CaPcpsAcquisitionFineDoppler::set_state (
    int state ) [override], [virtual]
```

If state = 1, it forces the block to start acquiring from the first sample.

Implements [AcquisitionInterface](#).

10.199.2.11 set_threshold()

```
void GpsL1CaPcpsAcquisitionFineDoppler::set_threshold (
    float threshold ) [override], [virtual]
```

Set statistics threshold of PCPS algorithm.

Implements [AcquisitionInterface](#).

10.199.2.12 stop_acquisition()

```
void GpsL1CaPcpsAcquisitionFineDoppler::stop_acquisition ( ) [override], [virtual]
```

Stop running acquisition.

Implements [AcquisitionInterface](#).

The documentation for this class was generated from the following file:

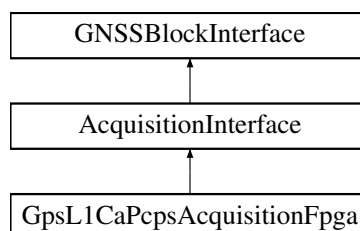
- [gps_l1_ca_pcps_acquisition_fine_doppler.h](#)

10.200 GpsL1CaPcpsAcquisitionFpga Class Reference

This class adapts a PCPS acquisition block off-loaded on an FPGA to an [AcquisitionInterface](#) for GPS L1 C/A signals.

```
#include <gps_l1_ca_pcps_acquisition_fpga.h>
```

Inheritance diagram for GpsL1CaPcpsAcquisitionFpga:



Public Member Functions

- [GpsL1CaPcpsAcquisitionFpga](#) (const [ConfigurationInterface](#) *configuration, const std::string &role, unsigned int in_streams, unsigned int out_streams)
Constructor.
- [~GpsL1CaPcpsAcquisitionFpga](#) ()=default
Destructor.
- std::string [role](#) () override
Role.
- std::string [implementation](#) () override
Returns "GPS_L1_CA_PCPS_Acquisition_Fpga".
- size_t [item_size](#) () override
Returns size of lv_16sc_t.
- void [connect](#) (gr::top_block_sptr top_block) override
Connect.
- void [disconnect](#) (gr::top_block_sptr top_block) override
Disconnect.
- gr::basic_block_sptr [get_left_block](#) () override
Get left block.
- gr::basic_block_sptr [get_right_block](#) () override
Get right block.
- void [set_gnss_synchro](#) ([Gnss_Synchro](#) *p_gnss_synchro) override
Set acquisition/tracking common [Gnss_Synchro](#) object pointer to efficiently exchange synchronization data between acquisition and tracking blocks.
- void [set_channel](#) (unsigned int channel) override
Set acquisition channel unique ID.
- void [set_channel_fsm](#) (std::weak_ptr< [ChannelFsm](#) > channel_fsm) override
Set channel fsm associated to this acquisition instance.
- void [set_threshold](#) (float threshold) override
Set statistics threshold of PCPS algorithm.
- void [set_doppler_max](#) (unsigned int doppler_max) override
Set maximum Doppler off grid search.
- void [set_doppler_step](#) (unsigned int doppler_step) override
Set Doppler steps for the grid search.
- void [set_doppler_center](#) (int doppler_center) override
Set Doppler center for the grid search.
- void [init](#) () override
Initializes acquisition algorithm.
- void [set_local_code](#) () override
Sets local code for GPS L1/CA PCPS acquisition algorithm.
- signed int [mag](#) () override
Returns the maximum peak of grid search.
- void [reset](#) () override
Restart acquisition algorithm.
- void [set_state](#) (int state) override
If state = 1, it forces the block to start acquiring from the first sample.
- void [stop_acquisition](#) () override
Stop running acquisition.
- void [set_resampler_latency](#) (uint32_t latency_samples __attribute__((unused))) override
Set Resampler Latency.

10.200.1 Detailed Description

This class adapts a PCPS acquisition block off-loaded on an FPGA to an [AcquisitionInterface](#) for GPS L1 C/A signals.

Definition at line 44 of file `gps_l1_ca_pcps_acquisition_fpga.h`.

10.200.2 Constructor & Destructor Documentation

10.200.2.1 GpsL1CaPcpsAcquisitionFpga()

```
GpsL1CaPcpsAcquisitionFpga::GpsL1CaPcpsAcquisitionFpga (
    const ConfigurationInterface * configuration,
    const std::string & role,
    unsigned int in_streams,
    unsigned int out_streams )
```

Constructor.

10.200.2.2 ~GpsL1CaPcpsAcquisitionFpga()

```
GpsL1CaPcpsAcquisitionFpga::~GpsL1CaPcpsAcquisitionFpga ( ) [default]
```

Destructor.

10.200.3 Member Function Documentation

10.200.3.1 connect()

```
void GpsL1CaPcpsAcquisitionFpga::connect (
    gr::top_block_sptr top_block ) [override], [virtual]
```

Connect.

Implements [GNSSBlockInterface](#).

10.200.3.2 disconnect()

```
void GpsL1CaPcpsAcquisitionFpga::disconnect (
    gr::top_block_sptr top_block ) [override], [virtual]
```

Disconnect.

Implements [GNSSBlockInterface](#).

10.200.3.3 get_left_block()

```
gr::basic_block_sptr GpsL1CaPcpsAcquisitionFpga::get_left_block ( ) [override], [virtual]
```

Get left block.

Implements [GNSSBlockInterface](#).

10.200.3.4 get_right_block()

```
gr::basic_block_sptr GpsL1CaPcpsAcquisitionFpga::get_right_block ( ) [override], [virtual]
```

Get right block.

Implements [GNSSBlockInterface](#).

10.200.3.5 implementation()

```
std::string GpsL1CaPcpsAcquisitionFpga::implementation ( ) [inline], [override], [virtual]
```

Returns "GPS_L1_CA_PCPS_Acquisition_Fpga".

Implements [GNSSBlockInterface](#).

Definition at line 71 of file `gps_l1_ca_pcps_acquisition_fpga.h`.

10.200.3.6 init()

```
void GpsL1CaPcpsAcquisitionFpga::init ( ) [override], [virtual]
```

Initializes acquisition algorithm.

Implements [AcquisitionInterface](#).

10.200.3.7 item_size()

```
size_t GpsL1CaPcpsAcquisitionFpga::item_size ( ) [inline], [override], [virtual]
```

Returns size of lv_16sc_t.

Implements [GNSSBlockInterface](#).

Definition at line 79 of file gps_l1_ca_pcps_acquisition_fpga.h.

10.200.3.8 mag()

```
signed int GpsL1CaPcpsAcquisitionFpga::mag ( ) [override], [virtual]
```

Returns the maximum peak of grid search.

Implements [AcquisitionInterface](#).

10.200.3.9 reset()

```
void GpsL1CaPcpsAcquisitionFpga::reset ( ) [override], [virtual]
```

Restart acquisition algorithm.

Implements [AcquisitionInterface](#).

10.200.3.10 role()

```
std::string GpsL1CaPcpsAcquisitionFpga::role ( ) [inline], [override], [virtual]
```

Role.

Implements [GNSSBlockInterface](#).

Definition at line 63 of file gps_l1_ca_pcps_acquisition_fpga.h.

10.200.3.11 set_channel()

```
void GpsL1CaPcpsAcquisitionFpga::set_channel (
    unsigned int channel ) [inline], [override], [virtual]
```

Set acquisition channel unique ID.

Implements [AcquisitionInterface](#).

Definition at line 114 of file gps_l1_ca_pcps_acquisition_fpga.h.

10.200.3.12 `set_channel_fsm()`

```
void GpsL1CaPcpsAcquisitionFpga::set_channel_fsm (
    std::weak_ptr< ChannelFsm > channel_fsm ) [inline], [override], [virtual]
```

Set channel fsm associated to this acquisition instance.

Implements [AcquisitionInterface](#).

Definition at line 123 of file `gps_l1_ca_pcps_acquisition_fpga.h`.

10.200.3.13 `set_doppler_center()`

```
void GpsL1CaPcpsAcquisitionFpga::set_doppler_center (
    int doppler_center ) [override]
```

Set Doppler center for the grid search.

10.200.3.14 `set_doppler_max()`

```
void GpsL1CaPcpsAcquisitionFpga::set_doppler_max (
    unsigned int doppler_max ) [override], [virtual]
```

Set maximum Doppler off grid search.

Implements [AcquisitionInterface](#).

10.200.3.15 `set_doppler_step()`

```
void GpsL1CaPcpsAcquisitionFpga::set_doppler_step (
    unsigned int doppler_step ) [override], [virtual]
```

Set Doppler steps for the grid search.

Implements [AcquisitionInterface](#).

10.200.3.16 `set_gnss_synchro()`

```
void GpsL1CaPcpsAcquisitionFpga::set_gnss_synchro (
    Gnss\_Synchro * p_gnss_synchro ) [override], [virtual]
```

Set acquisition/tracking common [Gnss_Synchro](#) object pointer to efficiently exchange synchronization data between acquisition and tracking blocks.

Implements [AcquisitionInterface](#).

10.200.3.17 set_local_code()

```
void GpsL1CaPcpsAcquisitionFpga::set_local_code ( ) [override], [virtual]
```

Sets local code for GPS L1/CA PCPS acquisition algorithm.

Implements [AcquisitionInterface](#).

10.200.3.18 set_resampler_latency()

```
void GpsL1CaPcpsAcquisitionFpga::set_resampler_latency (
    uint32_t latency_samples __attribute__((unused)) ) [inline], [override]
```

Set Resampler Latency.

Definition at line 182 of file `gps_l1_ca_pcps_acquisition_fpga.h`.

10.200.3.19 set_state()

```
void GpsL1CaPcpsAcquisitionFpga::set_state (
    int state ) [override], [virtual]
```

If state = 1, it forces the block to start acquiring from the first sample.

Implements [AcquisitionInterface](#).

10.200.3.20 set_threshold()

```
void GpsL1CaPcpsAcquisitionFpga::set_threshold (
    float threshold ) [override], [virtual]
```

Set statistics threshold of PCPS algorithm.

Implements [AcquisitionInterface](#).

10.200.3.21 stop_acquisition()

```
void GpsL1CaPcpsAcquisitionFpga::stop_acquisition ( ) [override], [virtual]
```

Stop running acquisition.

Implements [AcquisitionInterface](#).

The documentation for this class was generated from the following file:

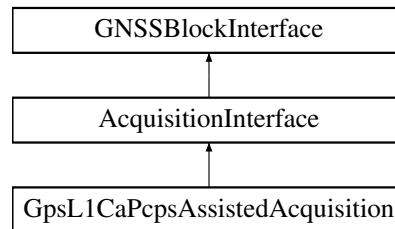
- [gps_l1_ca_pcps_acquisition_fpga.h](#)

10.201 GpsL1CaPcpsAssistedAcquisition Class Reference

This class adapts a PCPS acquisition block to an [AcquisitionInterface](#) for GPS L1 C/A signals.

```
#include <gps_l1_ca_pcps_assisted_acquisition.h>
```

Inheritance diagram for GpsL1CaPcpsAssistedAcquisition:



Public Member Functions

- **GpsL1CaPcpsAssistedAcquisition** (const [ConfigurationInterface](#) *configuration, const std::string &role, unsigned int in_streams, unsigned int out_streams)
- std::string **role** () override
- std::string **implementation** () override
 - Returns "GPS_L1_CA_PCPS_Assisted_Acquisition".*
- size_t **item_size** () override
- void **connect** (gr::top_block_sptr top_block) override
- void **disconnect** (gr::top_block_sptr top_block) override
- gr::basic_block_sptr **get_left_block** () override
- gr::basic_block_sptr **get_right_block** () override
- void **set_gnss_synchro** ([Gnss_Synchro](#) *p_gnss_synchro) override
 - Set acquisition/tracking common [Gnss_Synchro](#) object pointer to efficiently exchange synchronization data between acquisition and tracking blocks.*
- void **set_channel** (unsigned int channel) override
 - Set acquisition channel unique ID.*
- void **set_channel_fsm** (std::weak_ptr< [ChannelFsm](#) > channel_fsm) override
 - Set channel fsm associated to this acquisition instance.*
- void **set_threshold** (float threshold) override
 - Set statistics threshold of PCPS algorithm.*
- void **set_doppler_max** (unsigned int doppler_max) override
 - Set maximum Doppler off grid search.*
- void **set_doppler_step** (unsigned int doppler_step) override
 - Set Doppler steps for the grid search.*
- void **init** () override
 - Initializes acquisition algorithm.*
- void **set_local_code** () override
- signed int **mag** () override
 - Returns the maximum peak of grid search.*
- void **reset** () override
 - Restart acquisition algorithm.*
- void **set_state** (int state __attribute__((unused))) override
- void **stop_acquisition** () override
 - Stop running acquisition.*
- void **set_resampler_latency** (uint32_t latency_samples __attribute__((unused))) override

10.201.1 Detailed Description

This class adapts a PCPS acquisition block to an [AcquisitionInterface](#) for GPS L1 C/A signals.

Definition at line 42 of file `gps_l1_ca_pcps_assisted_acquisition.h`.

10.201.2 Member Function Documentation

10.201.2.1 implementation()

```
std::string GpsL1CaPcpsAssistedAcquisition::implementation ( ) [inline], [override], [virtual]
```

Returns "GPS_L1_CA_PCPS_Assisted_Acquisition".

Implements [GNSSBlockInterface](#).

Definition at line 61 of file `gps_l1_ca_pcps_assisted_acquisition.h`.

10.201.2.2 init()

```
void GpsL1CaPcpsAssistedAcquisition::init ( ) [override], [virtual]
```

Initializes acquisition algorithm.

Implements [AcquisitionInterface](#).

10.201.2.3 mag()

```
signed int GpsL1CaPcpsAssistedAcquisition::mag ( ) [override], [virtual]
```

Returns the maximum peak of grid search.

Implements [AcquisitionInterface](#).

10.201.2.4 reset()

```
void GpsL1CaPcpsAssistedAcquisition::reset ( ) [override], [virtual]
```

Restart acquisition algorithm.

Implements [AcquisitionInterface](#).

10.201.2.5 set_channel()

```
void GpsL1CaPcpsAssistedAcquisition::set_channel (
    unsigned int channel ) [inline], [override], [virtual]
```

Set acquisition channel unique ID.

Implements [AcquisitionInterface](#).

Definition at line 86 of file `gps_l1_ca_pcps_assisted_acquisition.h`.

10.201.2.6 set_channel_fsm()

```
void GpsL1CaPcpsAssistedAcquisition::set_channel_fsm (
    std::weak_ptr< ChannelFsm > channel_fsm ) [inline], [override], [virtual]
```

Set channel fsm associated to this acquisition instance.

Implements [AcquisitionInterface](#).

Definition at line 95 of file `gps_l1_ca_pcps_assisted_acquisition.h`.

10.201.2.7 set_doppler_max()

```
void GpsL1CaPcpsAssistedAcquisition::set_doppler_max (
    unsigned int doppler_max ) [override], [virtual]
```

Set maximum Doppler off grid search.

Implements [AcquisitionInterface](#).

10.201.2.8 set_doppler_step()

```
void GpsL1CaPcpsAssistedAcquisition::set_doppler_step (
    unsigned int doppler_step ) [override], [virtual]
```

Set Doppler steps for the grid search.

Implements [AcquisitionInterface](#).

10.201.2.9 set_gnss_synchro()

```
void GpsL1CaPcpsAssistedAcquisition::set_gnss_synchro (
    Gnss_Synchro * p_gnss_synchro ) [override], [virtual]
```

Set acquisition/tracking common [Gnss_Synchro](#) object pointer to efficiently exchange synchronization data between acquisition and tracking blocks.

Implements [AcquisitionInterface](#).

10.201.2.10 set_threshold()

```
void GpsL1CaPcpsAssistedAcquisition::set_threshold (
    float threshold ) [override], [virtual]
```

Set statistics threshold of PCPS algorithm.

Implements [AcquisitionInterface](#).

10.201.2.11 stop_acquisition()

```
void GpsL1CaPcpsAssistedAcquisition::stop_acquisition ( ) [override], [virtual]
```

Stop running acquisition.

Implements [AcquisitionInterface](#).

The documentation for this class was generated from the following file:

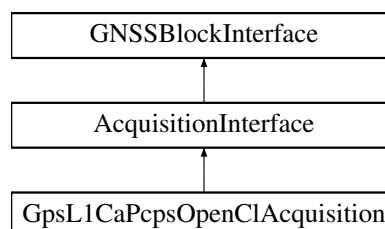
- [gps_l1_ca_pcps_assisted_acquisition.h](#)

10.202 GpsL1CaPcpsOpenCIAcquisition Class Reference

This class adapts an OpenCL PCPS acquisition block to an [AcquisitionInterface](#) for GPS L1 C/A signals.

```
#include <gps_l1_ca_pcps_openc1_acquisition.h>
```

Inheritance diagram for GpsL1CaPcpsOpenCIAcquisition:



Public Member Functions

- **GpsL1CaPcpsOpenClAcquisition** (const [ConfigurationInterface](#) *configuration, const std::string &role, unsigned int in_streams, unsigned int out_streams)
- std::string **role** () override
- std::string **implementation** () override
 - Returns "GPS_L1_CA_PCPS_OpenCl_Acquisition".*
- size_t **item_size** () override
- void **connect** (gr::top_block_sptr top_block) override
- void **disconnect** (gr::top_block_sptr top_block) override
- gr::basic_block_sptr **get_left_block** () override
- gr::basic_block_sptr **get_right_block** () override
- void **set_gnss_synchro** ([Gnss_Synchro](#) *p_gnss_synchro) override
 - Set acquisition/tracking common [Gnss_Synchro](#) object pointer to efficiently exchange synchronization data between acquisition and tracking blocks.*
- void **set_channel** (unsigned int channel) override
 - Set acquisition channel unique ID.*
- void **set_channel_fsm** (std::weak_ptr< [ChannelFsm](#) > channel_fsm) override
 - Set channel fsm associated to this acquisition instance.*
- void **set_threshold** (float threshold) override
 - Set statistics threshold of PCPS algorithm.*
- void **set_doppler_max** (unsigned int doppler_max) override
 - Set maximum Doppler off grid search.*
- void **set_doppler_step** (unsigned int doppler_step) override
 - Set Doppler steps for the grid search.*
- void **init** () override
 - Initializes acquisition algorithm.*
- void **set_local_code** () override
 - Sets local code for GPS L1/CA PCPS acquisition algorithm.*
- signed int **mag** () override
 - Returns the maximum peak of grid search.*
- void **reset** () override
 - Restart acquisition algorithm.*
- void **set_state** (int state __attribute__((unused))) override
- void **stop_acquisition** () override
 - Stop running acquisition.*
- void **set_resampler_latency** (uint32_t latency_samples __attribute__((unused))) override
- bool **opencl_ready** () const

10.202.1 Detailed Description

This class adapts an OpenCL PCPS acquisition block to an [AcquisitionInterface](#) for GPS L1 C/A signals.

Definition at line 41 of file `gps_l1_ca_pcps_opencl_acquisition.h`.

10.202.2 Member Function Documentation

10.202.2.1 implementation()

```
std::string GpsL1CaPcpsOpenClAcquisition::implementation ( ) [inline], [override], [virtual]
```

Returns "GPS_L1_CA_PCPS_OpenCl_Acquisition".

Implements [GNSSBlockInterface](#).

Definition at line 59 of file `gps_l1_ca_pcps_openc1_acquisition.h`.

10.202.2.2 init()

```
void GpsL1CaPcpsOpenClAcquisition::init ( ) [override], [virtual]
```

Initializes acquisition algorithm.

Implements [AcquisitionInterface](#).

10.202.2.3 mag()

```
signed int GpsL1CaPcpsOpenClAcquisition::mag ( ) [override], [virtual]
```

Returns the maximum peak of grid search.

Implements [AcquisitionInterface](#).

10.202.2.4 reset()

```
void GpsL1CaPcpsOpenClAcquisition::reset ( ) [override], [virtual]
```

Restart acquisition algorithm.

Implements [AcquisitionInterface](#).

10.202.2.5 set_channel()

```
void GpsL1CaPcpsOpenClAcquisition::set_channel (
    unsigned int channel ) [inline], [override], [virtual]
```

Set acquisition channel unique ID.

Implements [AcquisitionInterface](#).

Definition at line 84 of file `gps_l1_ca_pcps_openc1_acquisition.h`.

10.202.2.6 set_channel_fsm()

```
void GpsL1CaPcpsOpenClAcquisition::set_channel_fsm (
    std::weak_ptr< ChannelFsm > channel_fsm ) [inline], [override], [virtual]
```

Set channel fsm associated to this acquisition instance.

Implements [AcquisitionInterface](#).

Definition at line 93 of file `gps_l1_ca_pcps_openc1_acquisition.h`.

10.202.2.7 set_doppler_max()

```
void GpsL1CaPcpsOpenClAcquisition::set_doppler_max (
    unsigned int doppler_max ) [override], [virtual]
```

Set maximum Doppler off grid search.

Implements [AcquisitionInterface](#).

10.202.2.8 set_doppler_step()

```
void GpsL1CaPcpsOpenClAcquisition::set_doppler_step (
    unsigned int doppler_step ) [override], [virtual]
```

Set Doppler steps for the grid search.

Implements [AcquisitionInterface](#).

10.202.2.9 set_gnss_synchro()

```
void GpsL1CaPcpsOpenClAcquisition::set_gnss_synchro (
    Gnss\_Synchro * p_gnss_synchro ) [override], [virtual]
```

Set acquisition/tracking common [Gnss_Synchro](#) object pointer to efficiently exchange synchronization data between acquisition and tracking blocks.

Implements [AcquisitionInterface](#).

10.202.2.10 set_local_code()

```
void GpsL1CaPcpsOpenClAcquisition::set_local_code ( ) [override], [virtual]
```

Sets local code for GPS L1/CA PCPS acquisition algorithm.

Implements [AcquisitionInterface](#).

10.202.2.11 set_threshold()

```
void GpsL1CaPcpsOpenClAcquisition::set_threshold (
    float threshold ) [override], [virtual]
```

Set statistics threshold of PCPS algorithm.

Implements [AcquisitionInterface](#).

10.202.2.12 stop_acquisition()

```
void GpsL1CaPcpsOpenClAcquisition::stop_acquisition ( ) [override], [virtual]
```

Stop running acquisition.

Implements [AcquisitionInterface](#).

The documentation for this class was generated from the following file:

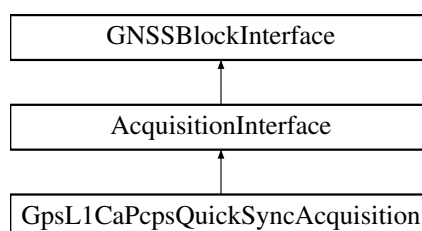
- [gps_l1_ca_pcps_openc1_acquisition.h](#)

10.203 GpsL1CaPcpsQuickSyncAcquisition Class Reference

This class adapts a PCPS acquisition block to an [AcquisitionInterface](#) for GPS L1 C/A signals.

```
#include <gps_l1_ca_pcps_quicksync_acquisition.h>
```

Inheritance diagram for GpsL1CaPcpsQuickSyncAcquisition:



Public Member Functions

- **GpsL1CaPcpsQuickSyncAcquisition** (const [ConfigurationInterface](#) *configuration, const std::string &role, unsigned int in_streams, unsigned int out_streams)
- std::string **role** () override
- std::string **implementation** () override
 - Returns "GPS_L1_CA_PCPS_QuickSync_Acquisition".*
- size_t **item_size** () override
- void **connect** (gr::top_block_sptr top_block) override
- void **disconnect** (gr::top_block_sptr top_block) override
- gr::basic_block_sptr **get_left_block** () override
- gr::basic_block_sptr **get_right_block** () override
- void **set_gnss_synchro** ([Gnss_Synchro](#) *p_gnss_synchro) override
 - Set acquisition/tracking common [Gnss_Synchro](#) object pointer to efficiently exchange synchronization data between acquisition and tracking blocks.*
- void **set_channel** (unsigned int channel) override
 - Set acquisition channel unique ID.*
- void **set_channel_fsm** (std::weak_ptr< [ChannelFsm](#) > channel_fsm) override
 - Set channel fsm associated to this acquisition instance.*
- void **set_threshold** (float threshold) override
 - Set statistics threshold of PCPS algorithm.*
- void **set_doppler_max** (unsigned int doppler_max) override
 - Set maximum Doppler off grid search.*
- void **set_doppler_step** (unsigned int doppler_step) override
 - Set Doppler steps for the grid search.*
- void **init** () override
 - Initializes acquisition algorithm.*
- void **set_local_code** () override
 - Sets local code for GPS L1/CA PCPS acquisition algorithm.*
- signed int **mag** () override
 - Returns the maximum peak of grid search.*
- void **reset** () override
 - Restart acquisition algorithm.*
- void **set_state** (int state) override
 - If state = 1, it forces the block to start acquiring from the first sample.*
- void **stop_acquisition** () override
 - Stop running acquisition.*
- void **set_resampler_latency** (uint32_t latency_samples __attribute__((unused))) override

10.203.1 Detailed Description

This class adapts a PCPS acquisition block to an [AcquisitionInterface](#) for GPS L1 C/A signals.

Definition at line 43 of file `gps_l1_ca_pcps_quicksync_acquisition.h`.

10.203.2 Member Function Documentation

10.203.2.1 implementation()

```
std::string GpsL1CaPcpsQuickSyncAcquisition::implementation ( ) [inline], [override], [virtual]
```

Returns "GPS_L1_CA_PCPS_QuickSync_Acquisition".

Implements [GNSSBlockInterface](#).

Definition at line 62 of file `gps_l1_ca_pcps_quicksync_acquisition.h`.

10.203.2.2 init()

```
void GpsL1CaPcpsQuickSyncAcquisition::init ( ) [override], [virtual]
```

Initializes acquisition algorithm.

Implements [AcquisitionInterface](#).

10.203.2.3 mag()

```
signed int GpsL1CaPcpsQuickSyncAcquisition::mag ( ) [override], [virtual]
```

Returns the maximum peak of grid search.

Implements [AcquisitionInterface](#).

10.203.2.4 reset()

```
void GpsL1CaPcpsQuickSyncAcquisition::reset ( ) [override], [virtual]
```

Restart acquisition algorithm.

Implements [AcquisitionInterface](#).

10.203.2.5 set_channel()

```
void GpsL1CaPcpsQuickSyncAcquisition::set_channel (
    unsigned int channel ) [inline], [override], [virtual]
```

Set acquisition channel unique ID.

Implements [AcquisitionInterface](#).

Definition at line 87 of file `gps_l1_ca_pcps_quicksync_acquisition.h`.

10.203.2.6 set_channel_fsm()

```
void GpsL1CaPcpsQuickSyncAcquisition::set_channel_fsm (
    std::weak_ptr< ChannelFsm > channel_fsm ) [inline], [override], [virtual]
```

Set channel fsm associated to this acquisition instance.

Implements [AcquisitionInterface](#).

Definition at line 96 of file gps_l1_ca_pcps_quicksync_acquisition.h.

10.203.2.7 set_doppler_max()

```
void GpsL1CaPcpsQuickSyncAcquisition::set_doppler_max (
    unsigned int doppler_max ) [override], [virtual]
```

Set maximum Doppler off grid search.

Implements [AcquisitionInterface](#).

10.203.2.8 set_doppler_step()

```
void GpsL1CaPcpsQuickSyncAcquisition::set_doppler_step (
    unsigned int doppler_step ) [override], [virtual]
```

Set Doppler steps for the grid search.

Implements [AcquisitionInterface](#).

10.203.2.9 set_gnss_synchro()

```
void GpsL1CaPcpsQuickSyncAcquisition::set_gnss_synchro (
    Gnss\_Synchro * p_gnss_synchro ) [override], [virtual]
```

Set acquisition/tracking common [Gnss_Synchro](#) object pointer to efficiently exchange synchronization data between acquisition and tracking blocks.

Implements [AcquisitionInterface](#).

10.203.2.10 set_local_code()

```
void GpsL1CaPcpsQuickSyncAcquisition::set_local_code ( ) [override], [virtual]
```

Sets local code for GPS L1/CA PCPS acquisition algorithm.

Implements [AcquisitionInterface](#).

10.203.2.11 set_state()

```
void GpsL1CaPcpsQuickSyncAcquisition::set_state (
    int state ) [override], [virtual]
```

If state = 1, it forces the block to start acquiring from the first sample.

Implements [AcquisitionInterface](#).

10.203.2.12 set_threshold()

```
void GpsL1CaPcpsQuickSyncAcquisition::set_threshold (
    float threshold ) [override], [virtual]
```

Set statistics threshold of PCPS algorithm.

Implements [AcquisitionInterface](#).

10.203.2.13 stop_acquisition()

```
void GpsL1CaPcpsQuickSyncAcquisition::stop_acquisition ( ) [override], [virtual]
```

Stop running acquisition.

Implements [AcquisitionInterface](#).

The documentation for this class was generated from the following file:

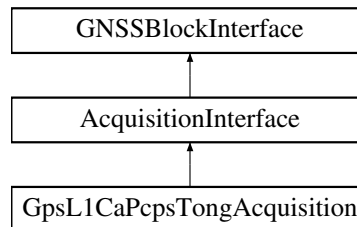
- [gps_l1_ca_pcps_quicksync_acquisition.h](#)

10.204 GpsL1CaPcpsTongAcquisition Class Reference

This class adapts a PCPS Tong acquisition block to an [AcquisitionInterface](#) for GPS L1 C/A signals.

```
#include <gps_l1_ca_pcps_tong_acquisition.h>
```

Inheritance diagram for GpsL1CaPcpsTongAcquisition:



Public Member Functions

- **GpsL1CaPcpsTongAcquisition** (const [ConfigurationInterface](#) *configuration, const std::string &role, unsigned int in_streams, unsigned int out_streams)
- std::string **role** () override
- std::string **implementation** () override
 - Returns "GPS_L1_CA_PCPS_Tong_Acquisition".*
- size_t **item_size** () override
- void **connect** (gr::top_block_sptr top_block) override
- void **disconnect** (gr::top_block_sptr top_block) override
- gr::basic_block_sptr **get_left_block** () override
- gr::basic_block_sptr **get_right_block** () override
- void **set_gnss_synchro** ([Gnss_Synchro](#) *p_gnss_synchro) override
 - Set acquisition/tracking common [Gnss_Synchro](#) object pointer to efficiently exchange synchronization data between acquisition and tracking blocks.*
- void **set_channel** (unsigned int channel) override
 - Set acquisition channel unique ID.*
- void **set_channel_fsm** (std::weak_ptr< [ChannelFsm](#) > channel_fsm) override
 - Set channel fsm associated to this acquisition instance.*
- void **set_threshold** (float threshold) override
 - Set statistics threshold of TONG algorithm.*
- void **set_doppler_max** (unsigned int doppler_max) override
 - Set maximum Doppler off grid search.*
- void **set_doppler_step** (unsigned int doppler_step) override
 - Set Doppler steps for the grid search.*
- void **init** () override
 - Initializes acquisition algorithm.*
- void **set_local_code** () override
 - Sets local code for GPS L1/CA TONG acquisition algorithm.*
- signed int **mag** () override
 - Returns the maximum peak of grid search.*
- void **reset** () override
 - Restart acquisition algorithm.*
- void **set_state** (int state) override
 - If state = 1, it forces the block to start acquiring from the first sample.*
- void **stop_acquisition** () override
 - Stop running acquisition.*
- void **set_resampler_latency** (uint32_t latency_samples __attribute__((unused))) override

10.204.1 Detailed Description

This class adapts a PCPS Tong acquisition block to an [AcquisitionInterface](#) for GPS L1 C/A signals.

Definition at line 42 of file `gps_l1_ca_pcps_tong_acquisition.h`.

10.204.2 Member Function Documentation

10.204.2.1 implementation()

```
std::string GpsL1CaPcpsTongAcquisition::implementation ( ) [inline], [override], [virtual]
```

Returns "GPS_L1_CA_PCPS_Tong_Acquisition".

Implements [GNSSBlockInterface](#).

Definition at line 60 of file `gps_l1_ca_pcps_tong_acquisition.h`.

10.204.2.2 init()

```
void GpsL1CaPcpsTongAcquisition::init ( ) [override], [virtual]
```

Initializes acquisition algorithm.

Implements [AcquisitionInterface](#).

10.204.2.3 mag()

```
signed int GpsL1CaPcpsTongAcquisition::mag ( ) [override], [virtual]
```

Returns the maximum peak of grid search.

Implements [AcquisitionInterface](#).

10.204.2.4 reset()

```
void GpsL1CaPcpsTongAcquisition::reset ( ) [override], [virtual]
```

Restart acquisition algorithm.

Implements [AcquisitionInterface](#).

10.204.2.5 set_channel()

```
void GpsL1CaPcpsTongAcquisition::set_channel (
    unsigned int channel ) [inline], [override], [virtual]
```

Set acquisition channel unique ID.

Implements [AcquisitionInterface](#).

Definition at line 85 of file `gps_l1_ca_pcps_tong_acquisition.h`.

10.204.2.6 set_channel_fsm()

```
void GpsL1CaPcpsTongAcquisition::set_channel_fsm (
    std::weak_ptr< ChannelFsm > channel_fsm ) [inline], [override], [virtual]
```

Set channel fsm associated to this acquisition instance.

Implements [AcquisitionInterface](#).

Definition at line 94 of file `gps_l1_ca_pcps_tong_acquisition.h`.

10.204.2.7 set_doppler_max()

```
void GpsL1CaPcpsTongAcquisition::set_doppler_max (
    unsigned int doppler_max ) [override], [virtual]
```

Set maximum Doppler off grid search.

Implements [AcquisitionInterface](#).

10.204.2.8 set_doppler_step()

```
void GpsL1CaPcpsTongAcquisition::set_doppler_step (
    unsigned int doppler_step ) [override], [virtual]
```

Set Doppler steps for the grid search.

Implements [AcquisitionInterface](#).

10.204.2.9 `set_gnss_synchro()`

```
void GpsL1CaPcpsTongAcquisition::set_gnss_synchro (
    Gnss_Synchro * p_gnss_synchro ) [override], [virtual]
```

Set acquisition/tracking common [Gnss_Synchro](#) object pointer to efficiently exchange synchronization data between acquisition and tracking blocks.

Implements [AcquisitionInterface](#).

10.204.2.10 `set_local_code()`

```
void GpsL1CaPcpsTongAcquisition::set_local_code ( ) [override], [virtual]
```

Sets local code for GPS L1/CA TONG acquisition algorithm.

Implements [AcquisitionInterface](#).

10.204.2.11 `set_state()`

```
void GpsL1CaPcpsTongAcquisition::set_state (
    int state ) [override], [virtual]
```

If state = 1, it forces the block to start acquiring from the first sample.

Implements [AcquisitionInterface](#).

10.204.2.12 `set_threshold()`

```
void GpsL1CaPcpsTongAcquisition::set_threshold (
    float threshold ) [override], [virtual]
```

Set statistics threshold of TONG algorithm.

Implements [AcquisitionInterface](#).

10.204.2.13 `stop_acquisition()`

```
void GpsL1CaPcpsTongAcquisition::stop_acquisition ( ) [override], [virtual]
```

Stop running acquisition.

Implements [AcquisitionInterface](#).

The documentation for this class was generated from the following file:

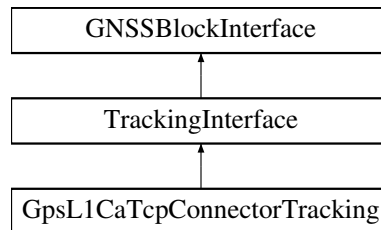
- [gps_l1_ca_pcps_tong_acquisition.h](#)

10.205 GpsL1CaTcpConnectorTracking Class Reference

This class implements a code DLL + carrier PLL tracking loop.

```
#include <gps_l1_ca_tcp_connector_tracking.h>
```

Inheritance diagram for GpsL1CaTcpConnectorTracking:



Public Member Functions

- **GpsL1CaTcpConnectorTracking** (const [ConfigurationInterface](#) *configuration, const std::string &role, unsigned int in_streams, unsigned int out_streams)
- std::string **role** () override
- std::string **implementation** () override
 - Returns "GPS_L1_CA_TCP_CONNECTOR_Tracking".*
- size_t **item_size** () override
- void **connect** (gr::top_block_sptr top_block) override
- void **disconnect** (gr::top_block_sptr top_block) override
- gr::basic_block_sptr **get_left_block** () override
- gr::basic_block_sptr **get_right_block** () override
- void **set_channel** (unsigned int channel) override
 - Set tracking channel unique ID.*
- void **set_gnss_synchro** ([Gnss_Synchro](#) *p_gnss_synchro) override
 - Set acquisition/tracking common [Gnss_Synchro](#) object pointer to efficiently exchange synchronization data between acquisition and tracking blocks.*
- void **start_tracking** () override
- void **stop_tracking** () override
 - Stop running tracking.*

10.205.1 Detailed Description

This class implements a code DLL + carrier PLL tracking loop.

Definition at line 42 of file `gps_l1_ca_tcp_connector_tracking.h`.

10.205.2 Member Function Documentation

10.205.2.1 implementation()

```
std::string GpsL1CaTcpConnectorTracking::implementation ( ) [inline], [override], [virtual]
```

Returns "GPS_L1_CA_TCP_CONNECTOR_Tracking".

Implements [GNSSBlockInterface](#).

Definition at line 59 of file `gps_l1_ca_tcp_connector_tracking.h`.

10.205.2.2 set_channel()

```
void GpsL1CaTcpConnectorTracking::set_channel (
    unsigned int channel ) [override], [virtual]
```

Set tracking channel unique ID.

Implements [TrackingInterface](#).

10.205.2.3 set_gnss_synchro()

```
void GpsL1CaTcpConnectorTracking::set_gnss_synchro (
    Gnss_Synchro * p_gnss_synchro ) [override], [virtual]
```

Set acquisition/tracking common [Gnss_Synchro](#) object pointer to efficiently exchange synchronization data between acquisition and tracking blocks.

Implements [TrackingInterface](#).

10.205.2.4 stop_tracking()

```
void GpsL1CaTcpConnectorTracking::stop_tracking ( ) [override], [virtual]
```

Stop running tracking.

Implements [TrackingInterface](#).

The documentation for this class was generated from the following file:

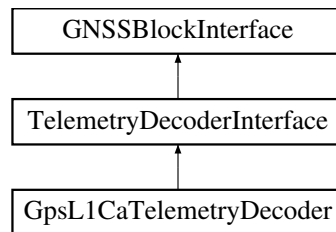
- [gps_l1_ca_tcp_connector_tracking.h](#)

10.206 GpsL1CaTelemetryDecoder Class Reference

This class implements a NAV data decoder for GPS L1 C/A.

```
#include <gps_l1_ca_telemetry_decoder.h>
```

Inheritance diagram for GpsL1CaTelemetryDecoder:



Public Member Functions

- **GpsL1CaTelemetryDecoder** (const [ConfigurationInterface](#) *configuration, const std::string &role, unsigned int in_streams, unsigned int out_streams)
- void **connect** (gr::top_block_sptr top_block) override
- void **disconnect** (gr::top_block_sptr top_block) override
- gr::basic_block_sptr **get_left_block** () override
- gr::basic_block_sptr **get_right_block** () override
- void **set_satellite** (const [Gnss_Satellite](#) &satellite) override
- std::string **role** () override
- std::string **implementation** () override
Returns "GPS_L1_CA_Telemetry_Decoder".
- void **set_channel** (int channel) override
- void **reset** () override
- size_t **item_size** () override

10.206.1 Detailed Description

This class implements a NAV data decoder for GPS L1 C/A.

Definition at line 45 of file `gps_l1_ca_telemetry_decoder.h`.

10.206.2 Member Function Documentation

10.206.2.1 implementation()

```
std::string GpsL1CaTelemetryDecoder::implementation ( ) [inline], [override], [virtual]
```

Returns "GPS_L1_CA_Telemetry_Decoder".

Implements [GNSSBlockInterface](#).

Definition at line 67 of file `gps_l1_ca_telemetry_decoder.h`.

The documentation for this class was generated from the following file:

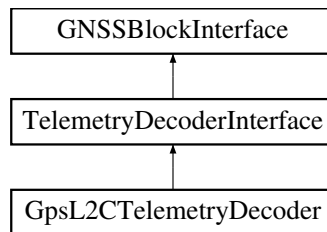
- [gps_l1_ca_telemetry_decoder.h](#)

10.207 GpsL2CTelemetryDecoder Class Reference

This class implements a NAV data decoder for GPS L2 M.

```
#include <gps_l2c_telemetry_decoder.h>
```

Inheritance diagram for GpsL2CTelemetryDecoder:



Public Member Functions

- **GpsL2CTelemetryDecoder** (const [ConfigurationInterface](#) *configuration, const std::string &role, unsigned int in_streams, unsigned int out_streams)
- std::string **role** () override
- std::string **implementation** () override
Returns "GPS_L2C_Telemetry_Decoder".
- void **connect** (gr::top_block_sptr top_block) override
- void **disconnect** (gr::top_block_sptr top_block) override
- gr::basic_block_sptr **get_left_block** () override
- gr::basic_block_sptr **get_right_block** () override
- void **set_satellite** (const [Gnss_Satellite](#) &satellite) override
- void **set_channel** (int channel) override
- void **reset** () override
- size_t **item_size** () override

10.207.1 Detailed Description

This class implements a NAV data decoder for GPS L2 M.

Definition at line 43 of file `gps_l2c_telemetry_decoder.h`.

10.207.2 Member Function Documentation

10.207.2.1 implementation()

```
std::string GpsL2CTelemetryDecoder::implementation ( ) [inline], [override], [virtual]
```

Returns "GPS_L2C_Telemetry_Decoder".

Implements [GNSSBlockInterface](#).

Definition at line 58 of file `gps_l2c_telemetry_decoder.h`.

The documentation for this class was generated from the following file:

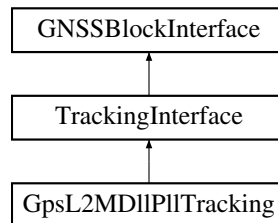
- [gps_l2c_telemetry_decoder.h](#)

10.208 GpsL2MDIIPITracking Class Reference

This class implements a code DLL + carrier PLL tracking loop.

```
#include <gps_l2_m_dll_pll_tracking.h>
```

Inheritance diagram for GpsL2MDIIPITracking:



Public Member Functions

- **GpsL2MDIIPITracking** (const [ConfigurationInterface](#) *configuration, const std::string &role, unsigned int in_streams, unsigned int out_streams)
- std::string **role** () override
- std::string **implementation** () override
Returns "GPS_L2_M_DLL_PLL_Tracking".
- size_t **item_size** () override
- void **connect** (gr::top_block_sptr top_block) override
- void **disconnect** (gr::top_block_sptr top_block) override
- gr::basic_block_sptr **get_left_block** () override
- gr::basic_block_sptr **get_right_block** () override
- void **set_channel** (unsigned int channel) override
Set tracking channel unique ID.
- void **set_gnss_synchro** ([Gnss_Synchro](#) *p_gnss_synchro) override
Set acquisition/tracking common [Gnss_Synchro](#) object pointer to efficiently exchange synchronization data between acquisition and tracking blocks.
- void **start_tracking** () override
- void **stop_tracking** () override
Stop running tracking.

10.208.1 Detailed Description

This class implements a code DLL + carrier PLL tracking loop.

Definition at line 42 of file `gps_l2_m_dll_pll_tracking.h`.

10.208.2 Member Function Documentation

10.208.2.1 implementation()

```
std::string GpsL2MD11P11Tracking::implementation ( ) [inline], [override], [virtual]
```

Returns "GPS_L2_M_DLL_PLL_Tracking".

Implements [GNSSBlockInterface](#).

Definition at line 59 of file `gps_l2_m_dll_pll_tracking.h`.

10.208.2.2 set_channel()

```
void GpsL2MD11P11Tracking::set_channel (
    unsigned int channel ) [override], [virtual]
```

Set tracking channel unique ID.

Implements [TrackingInterface](#).

10.208.2.3 set_gnss_synchro()

```
void GpsL2MD11P11Tracking::set_gnss_synchro (
    Gnss_Synchro * p_gnss_synchro ) [override], [virtual]
```

Set acquisition/tracking common [Gnss_Synchro](#) object pointer to efficiently exchange synchronization data between acquisition and tracking blocks.

Implements [TrackingInterface](#).

10.208.2.4 stop_tracking()

```
void GpsL2MD11P11Tracking::stop_tracking ( ) [override], [virtual]
```

Stop running tracking.

Implements [TrackingInterface](#).

The documentation for this class was generated from the following file:

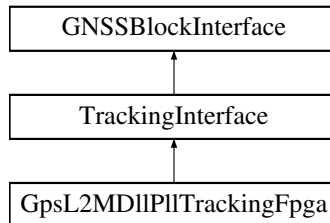
- [gps_l2_m_dll_pll_tracking.h](#)

10.209 GpsL2MDIIPITrackingFpga Class Reference

This class implements a code DLL + carrier PLL tracking loop.

```
#include <gps_l2_m_dll_pll_tracking_fpga.h>
```

Inheritance diagram for GpsL2MDIIPITrackingFpga:



Public Member Functions

- **GpsL2MDIIPITrackingFpga** (const [ConfigurationInterface](#) *configuration, const std::string &role, unsigned int in_streams, unsigned int out_streams)
- std::string **role** () override
- std::string **implementation** () override

Returns "GPS_L2_M_DLL_PLL_Tracking_Fpga".
- size_t **item_size** () override
- void **connect** (gr::top_block_sptr top_block) override
- void **disconnect** (gr::top_block_sptr top_block) override
- gr::basic_block_sptr **get_left_block** () override
- gr::basic_block_sptr **get_right_block** () override
- void **set_channel** (unsigned int channel) override

Set tracking channel unique ID.
- void **set_gnss_synchro** ([Gnss_Synchro](#) *p_gnss_synchro) override

Set acquisition/tracking common [Gnss_Synchro](#) object pointer to efficiently exchange synchronization data between acquisition and tracking blocks.
- void **start_tracking** () override
- void **stop_tracking** () override

Stop running tracking.

10.209.1 Detailed Description

This class implements a code DLL + carrier PLL tracking loop.

Definition at line 44 of file `gps_l2_m_dll_pll_tracking_fpga.h`.

10.209.2 Member Function Documentation

10.209.2.1 implementation()

```
std::string GpsL2MDIIPllTrackingFpga::implementation ( ) [inline], [override], [virtual]
```

Returns "GPS_L2_M_DLL_PLL_Tracking_Fpga".

Implements [GNSSBlockInterface](#).

Definition at line 61 of file `gps_l2_m_dll_pll_tracking_fpga.h`.

10.209.2.2 set_channel()

```
void GpsL2MDIIPllTrackingFpga::set_channel (
    unsigned int channel ) [override], [virtual]
```

Set tracking channel unique ID.

Implements [TrackingInterface](#).

10.209.2.3 set_gnss_synchro()

```
void GpsL2MDIIPllTrackingFpga::set_gnss_synchro (
    Gnss_Synchro * p_gnss_synchro ) [override], [virtual]
```

Set acquisition/tracking common [Gnss_Synchro](#) object pointer to efficiently exchange synchronization data between acquisition and tracking blocks.

Implements [TrackingInterface](#).

10.209.2.4 stop_tracking()

```
void GpsL2MDIIPllTrackingFpga::stop_tracking ( ) [override], [virtual]
```

Stop running tracking.

Implements [TrackingInterface](#).

The documentation for this class was generated from the following file:

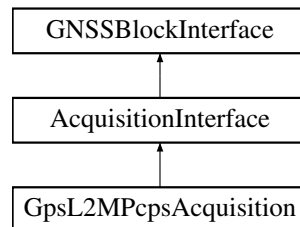
- [gps_l2_m_dll_pll_tracking_fpga.h](#)

10.210 GpsL2MPcpsAcquisition Class Reference

This class adapts a PCPS acquisition block to an [AcquisitionInterface](#) for GPS L2 M signals.

```
#include <gps_l2_m_pcps_acquisition.h>
```

Inheritance diagram for GpsL2MPcpsAcquisition:



Public Member Functions

- **GpsL2MPcpsAcquisition** (const [ConfigurationInterface](#) *configuration, const std::string &role, unsigned int in_streams, unsigned int out_streams)
- std::string **role** () override
- std::string **implementation** () override
 - Returns "GPS_L2_M_PCPS_Acquisition".*
- size_t **item_size** () override
- void **connect** (gr::top_block_sptr top_block) override
- void **disconnect** (gr::top_block_sptr top_block) override
- gr::basic_block_sptr **get_left_block** () override
- gr::basic_block_sptr **get_right_block** () override
- void **set_gnss_synchro** ([Gnss_Synchro](#) *p_gnss_synchro) override
 - Set acquisition/tracking common [Gnss_Synchro](#) object pointer to efficiently exchange synchronization data between acquisition and tracking blocks.*
- void **set_channel** (unsigned int channel) override
 - Set acquisition channel unique ID.*
- void **set_channel_fsm** (std::weak_ptr< [ChannelFsm](#) > channel_fsm) override
 - Set channel fsm associated to this acquisition instance.*
- void **set_threshold** (float threshold) override
 - Set statistics threshold of PCPS algorithm.*
- void **set_doppler_max** (unsigned int doppler_max) override
 - Set maximum Doppler off grid search.*
- void **set_doppler_step** (unsigned int doppler_step) override
 - Set Doppler steps for the grid search.*
- void **set_doppler_center** (int doppler_center) override
 - Set Doppler center for the grid search.*
- void **init** () override
 - Initializes acquisition algorithm.*
- void **set_local_code** () override
 - Sets local code for GPS L2/M PCPS acquisition algorithm.*
- signed int **mag** () override
 - Returns the maximum peak of grid search.*
- void **reset** () override
 - Restart acquisition algorithm.*

- void [set_state](#) (int state) override
If state = 1, it forces the block to start acquiring from the first sample.
- void [stop_acquisition](#) () override
Stop running acquisition.
- void [set_resampler_latency](#) (uint32_t latency_samples) override
Sets the resampler latency to account it in the acquisition code delay estimation.

10.210.1 Detailed Description

This class adapts a PCPS acquisition block to an [AcquisitionInterface](#) for GPS L2 M signals.

Definition at line 45 of file `gps_l2_m_pcps_acquisition.h`.

10.210.2 Member Function Documentation

10.210.2.1 implementation()

```
std::string GpsL2MPcpsAcquisition::implementation ( ) [inline], [override], [virtual]
```

Returns "GPS_L2_M_PCPS_Acquisition".

Implements [GNSSBlockInterface](#).

Definition at line 64 of file `gps_l2_m_pcps_acquisition.h`.

10.210.2.2 init()

```
void GpsL2MPcpsAcquisition::init ( ) [override], [virtual]
```

Initializes acquisition algorithm.

Implements [AcquisitionInterface](#).

10.210.2.3 mag()

```
signed int GpsL2MPcpsAcquisition::mag ( ) [override], [virtual]
```

Returns the maximum peak of grid search.

Implements [AcquisitionInterface](#).

10.210.2.4 reset()

```
void GpsL2MPcpsAcquisition::reset ( ) [override], [virtual]
```

Restart acquisition algorithm.

Implements [AcquisitionInterface](#).

10.210.2.5 set_channel()

```
void GpsL2MPcpsAcquisition::set_channel (
    unsigned int channel ) [inline], [override], [virtual]
```

Set acquisition channel unique ID.

Implements [AcquisitionInterface](#).

Definition at line 89 of file `gps_l2_m_pcps_acquisition.h`.

10.210.2.6 set_channel_fsm()

```
void GpsL2MPcpsAcquisition::set_channel_fsm (
    std::weak_ptr< ChannelFsm > channel_fsm ) [inline], [override], [virtual]
```

Set channel fsm associated to this acquisition instance.

Implements [AcquisitionInterface](#).

Definition at line 98 of file `gps_l2_m_pcps_acquisition.h`.

10.210.2.7 set_doppler_center()

```
void GpsL2MPcpsAcquisition::set_doppler_center (
    int doppler_center ) [override]
```

Set Doppler center for the grid search.

10.210.2.8 set_doppler_max()

```
void GpsL2MPcpsAcquisition::set_doppler_max (
    unsigned int doppler_max ) [override], [virtual]
```

Set maximum Doppler off grid search.

Implements [AcquisitionInterface](#).

10.210.2.9 set_doppler_step()

```
void GpsL2MPcpsAcquisition::set_doppler_step (
    unsigned int doppler_step ) [override], [virtual]
```

Set Doppler steps for the grid search.

Implements [AcquisitionInterface](#).

10.210.2.10 set_gnss_synchro()

```
void GpsL2MPcpsAcquisition::set_gnss_synchro (
    Gnss\_Synchro * p_gnss_synchro ) [override], [virtual]
```

Set acquisition/tracking common [Gnss_Synchro](#) object pointer to efficiently exchange synchronization data between acquisition and tracking blocks.

Implements [AcquisitionInterface](#).

10.210.2.11 set_local_code()

```
void GpsL2MPcpsAcquisition::set_local_code ( ) [override], [virtual]
```

Sets local code for GPS L2/M PCPS acquisition algorithm.

Implements [AcquisitionInterface](#).

10.210.2.12 set_resampler_latency()

```
void GpsL2MPcpsAcquisition::set_resampler_latency (
    uint32_t latency_samples ) [override], [virtual]
```

Sets the resampler latency to account it in the acquisition code delay estimation.

Implements [AcquisitionInterface](#).

10.210.2.13 set_state()

```
void GpsL2MPcpsAcquisition::set_state (
    int state ) [override], [virtual]
```

If state = 1, it forces the block to start acquiring from the first sample.

Implements [AcquisitionInterface](#).

10.210.2.14 `set_threshold()`

```
void GpsL2MPcpsAcquisition::set_threshold (
    float threshold ) [override], [virtual]
```

Set statistics threshold of PCPS algorithm.

Implements [AcquisitionInterface](#).

10.210.2.15 `stop_acquisition()`

```
void GpsL2MPcpsAcquisition::stop_acquisition ( ) [override], [virtual]
```

Stop running acquisition.

Implements [AcquisitionInterface](#).

The documentation for this class was generated from the following file:

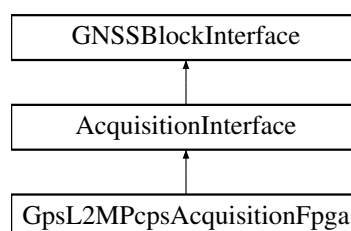
- [gps_l2_m_pcps_acquisition.h](#)

10.211 GpsL2MPcpsAcquisitionFpga Class Reference

This class adapts a PCPS acquisition block off-loaded on an FPGA to an [AcquisitionInterface](#) for GPS L2 M signals.

```
#include <gps_l2_m_pcps_acquisition_fpga.h>
```

Inheritance diagram for GpsL2MPcpsAcquisitionFpga:



Public Member Functions

- **GpsL2MPcpsAcquisitionFpga** (const [ConfigurationInterface](#) *configuration, const std::string &role, unsigned int in_streams, unsigned int out_streams)
- std::string **role** () override
- std::string **implementation** () override
 - Returns "GPS_L2_M_PCPS_Acquisition_Fpga".*
- size_t **item_size** () override
- void **connect** (gr::top_block_sptr top_block) override
- void **disconnect** (gr::top_block_sptr top_block) override
- gr::basic_block_sptr **get_left_block** () override
- gr::basic_block_sptr **get_right_block** () override
- void **set_gnss_synchro** ([Gnss_Synchro](#) *p_gnss_synchro) override
 - Set acquisition/tracking common [Gnss_Synchro](#) object pointer to efficiently exchange synchronization data between acquisition and tracking blocks.*
- void **set_channel** (unsigned int channel) override
 - Set acquisition channel unique ID.*
- void **set_channel_fsm** (std::weak_ptr< [ChannelFsm](#) > channel_fsm) override
 - Set channel fsm associated to this acquisition instance.*
- void **set_threshold** (float threshold) override
 - Set statistics threshold of PCPS algorithm.*
- void **set_doppler_max** (unsigned int doppler_max) override
 - Set maximum Doppler off grid search.*
- void **set_doppler_step** (unsigned int doppler_step) override
 - Set Doppler steps for the grid search.*
- void **init** () override
 - Initializes acquisition algorithm.*
- void **set_local_code** () override
 - Sets local code for GPS L2/M PCPS acquisition algorithm.*
- signed int **mag** () override
 - Returns the maximum peak of grid search.*
- void **reset** () override
 - Restart acquisition algorithm.*
- void **set_state** (int state) override
 - If state = 1, it forces the block to start acquiring from the first sample.*
- void **stop_acquisition** () override
 - Stop running acquisition.*
- void **set_resampler_latency** (uint32_t latency_samples __attribute__((unused))) override

10.211.1 Detailed Description

This class adapts a PCPS acquisition block off-loaded on an FPGA to an [AcquisitionInterface](#) for GPS L2 M signals.

Definition at line 44 of file `gps_l2_m_pcps_acquisition_fpga.h`.

10.211.2 Member Function Documentation

10.211.2.1 implementation()

```
std::string GpsL2MPcpsAcquisitionFpga::implementation ( ) [inline], [override], [virtual]
```

Returns "GPS_L2_M_PCPS_Acquisition_Fpga".

Implements [GNSSBlockInterface](#).

Definition at line 63 of file `gps_l2_m_pcps_acquisition_fpga.h`.

10.211.2.2 init()

```
void GpsL2MPcpsAcquisitionFpga::init ( ) [override], [virtual]
```

Initializes acquisition algorithm.

Implements [AcquisitionInterface](#).

10.211.2.3 mag()

```
signed int GpsL2MPcpsAcquisitionFpga::mag ( ) [override], [virtual]
```

Returns the maximum peak of grid search.

Implements [AcquisitionInterface](#).

10.211.2.4 reset()

```
void GpsL2MPcpsAcquisitionFpga::reset ( ) [override], [virtual]
```

Restart acquisition algorithm.

Implements [AcquisitionInterface](#).

10.211.2.5 set_channel()

```
void GpsL2MPcpsAcquisitionFpga::set_channel (
    unsigned int channel ) [inline], [override], [virtual]
```

Set acquisition channel unique ID.

Implements [AcquisitionInterface](#).

Definition at line 88 of file `gps_l2_m_pcps_acquisition_fpga.h`.

10.211.2.6 set_channel_fsm()

```
void GpsL2MPcpsAcquisitionFpga::set_channel_fsm (
    std::weak_ptr< ChannelFsm > channel_fsm ) [inline], [override], [virtual]
```

Set channel fsm associated to this acquisition instance.

Implements [AcquisitionInterface](#).

Definition at line 97 of file `gps_l2_m_pcps_acquisition_fpga.h`.

10.211.2.7 set_doppler_max()

```
void GpsL2MPcpsAcquisitionFpga::set_doppler_max (
    unsigned int doppler_max ) [override], [virtual]
```

Set maximum Doppler off grid search.

Implements [AcquisitionInterface](#).

10.211.2.8 set_doppler_step()

```
void GpsL2MPcpsAcquisitionFpga::set_doppler_step (
    unsigned int doppler_step ) [override], [virtual]
```

Set Doppler steps for the grid search.

Implements [AcquisitionInterface](#).

10.211.2.9 set_gnss_synchro()

```
void GpsL2MPcpsAcquisitionFpga::set_gnss_synchro (
    Gnss\_Synchro * p_gnss_synchro ) [override], [virtual]
```

Set acquisition/tracking common [Gnss_Synchro](#) object pointer to efficiently exchange synchronization data between acquisition and tracking blocks.

Implements [AcquisitionInterface](#).

10.211.2.10 `set_local_code()`

```
void GpsL2MPcpsAcquisitionFpga::set_local_code ( ) [override], [virtual]
```

Sets local code for GPS L2/M PCPS acquisition algorithm.

Implements [AcquisitionInterface](#).

10.211.2.11 `set_state()`

```
void GpsL2MPcpsAcquisitionFpga::set_state (
    int state ) [override], [virtual]
```

If state = 1, it forces the block to start acquiring from the first sample.

Implements [AcquisitionInterface](#).

10.211.2.12 `set_threshold()`

```
void GpsL2MPcpsAcquisitionFpga::set_threshold (
    float threshold ) [override], [virtual]
```

Set statistics threshold of PCPS algorithm.

Implements [AcquisitionInterface](#).

10.211.2.13 `stop_acquisition()`

```
void GpsL2MPcpsAcquisitionFpga::stop_acquisition ( ) [override], [virtual]
```

Stop running acquisition.

Implements [AcquisitionInterface](#).

The documentation for this class was generated from the following file:

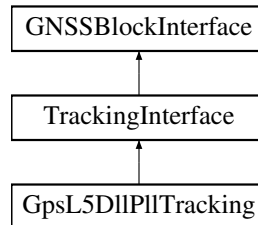
- [gps_l2_m_pcps_acquisition_fpga.h](#)

10.212 GpsL5DIIPIITracking Class Reference

This class implements a code DLL + carrier PLL tracking loop.

```
#include <gps_l5_dll_pll_tracking.h>
```

Inheritance diagram for GpsL5DIIPIITracking:



Public Member Functions

- **GpsL5DIIPIITracking** (const [ConfigurationInterface](#) *configuration, const std::string &role, unsigned int in_streams, unsigned int out_streams)
- std::string **role** () override
- std::string **implementation** () override
Returns "GPS_L5_DLL_PLL_Tracking".
- size_t **item_size** () override
- void **connect** (gr::top_block_sptr top_block) override
- void **disconnect** (gr::top_block_sptr top_block) override
- gr::basic_block_sptr **get_left_block** () override
- gr::basic_block_sptr **get_right_block** () override
- void **set_channel** (unsigned int channel) override
Set tracking channel unique ID.
- void **set_gnss_synchro** ([Gnss_Synchro](#) *p_gnss_synchro) override
Set acquisition/tracking common [Gnss_Synchro](#) object pointer to efficiently exchange synchronization data between acquisition and tracking blocks.
- void **start_tracking** () override
- void **stop_tracking** () override
Stop running tracking.

10.212.1 Detailed Description

This class implements a code DLL + carrier PLL tracking loop.

Definition at line 41 of file `gps_l5_dll_pll_tracking.h`.

10.212.2 Member Function Documentation

10.212.2.1 implementation()

```
std::string GpsL5D11P11Tracking::implementation ( ) [inline], [override], [virtual]
```

Returns "GPS_L5_DLL_PLL_Tracking".

Implements [GNSSBlockInterface](#).

Definition at line 58 of file `gps_l5_dll_pll_tracking.h`.

10.212.2.2 set_channel()

```
void GpsL5D11P11Tracking::set_channel (
    unsigned int channel ) [override], [virtual]
```

Set tracking channel unique ID.

Implements [TrackingInterface](#).

10.212.2.3 set_gnss_synchro()

```
void GpsL5D11P11Tracking::set_gnss_synchro (
    Gnss_Synchro * p_gnss_synchro ) [override], [virtual]
```

Set acquisition/tracking common [Gnss_Synchro](#) object pointer to efficiently exchange synchronization data between acquisition and tracking blocks.

Implements [TrackingInterface](#).

10.212.2.4 stop_tracking()

```
void GpsL5D11P11Tracking::stop_tracking ( ) [override], [virtual]
```

Stop running tracking.

Implements [TrackingInterface](#).

The documentation for this class was generated from the following file:

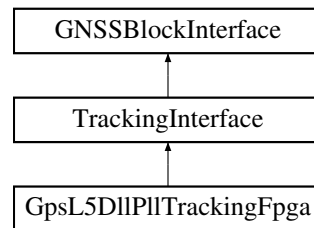
- [gps_l5_dll_pll_tracking.h](#)

10.213 GpsL5DIIPITrackingFpga Class Reference

This class implements a code DLL + carrier PLL tracking loop.

```
#include <gps_l5_dll_pll_tracking_fpga.h>
```

Inheritance diagram for GpsL5DIIPITrackingFpga:



Public Member Functions

- [GpsL5DIIPITrackingFpga](#) (const [ConfigurationInterface](#) *configuration, const std::string &[role](#), unsigned int in_streams, unsigned int out_streams)
Constructor.
- virtual [~GpsL5DIIPITrackingFpga](#) ()
Destructor.
- std::string [role](#) () override
Role.
- std::string [implementation](#) () override
Returns "GPS_L5_DLL_PLL_Tracking_Fpga".
- size_t [item_size](#) () override
Returns size of lv_16sc_t.
- void [connect](#) (gr::top_block_sptr top_block) override
Connect.
- void [disconnect](#) (gr::top_block_sptr top_block) override
Disconnect.
- gr::basic_block_sptr [get_left_block](#) () override
Get left block.
- gr::basic_block_sptr [get_right_block](#) () override
Get right block.
- void [set_channel](#) (unsigned int channel) override
Set tracking channel unique ID.
- void [set_gnss_synchro](#) ([Gnss_Synchro](#) *p_gnss_synchro) override
Set acquisition/tracking common [Gnss_Synchro](#) object pointer to efficiently exchange synchronization data between acquisition and tracking blocks.
- void [start_tracking](#) () override
Start the tracking process in the FPGA.
- void [stop_tracking](#) () override
Stop the tracking process in the FPGA.

10.213.1 Detailed Description

This class implements a code DLL + carrier PLL tracking loop.

Definition at line 42 of file `gps_l5_dll_pll_tracking_fpga.h`.

10.213.2 Constructor & Destructor Documentation

10.213.2.1 GpsL5D11P11TrackingFpga()

```
GpsL5D11P11TrackingFpga::GpsL5D11P11TrackingFpga (
    const ConfigurationInterface * configuration,
    const std::string & role,
    unsigned int in_streams,
    unsigned int out_streams )
```

Constructor.

10.213.2.2 ~GpsL5D11P11TrackingFpga()

```
virtual GpsL5D11P11TrackingFpga::~~GpsL5D11P11TrackingFpga ( ) [virtual]
```

Destructor.

10.213.3 Member Function Documentation

10.213.3.1 connect()

```
void GpsL5D11P11TrackingFpga::connect (
    gr::top_block_sptr top_block ) [override], [virtual]
```

Connect.

Implements [GNSSBlockInterface](#).

10.213.3.2 disconnect()

```
void GpsL5D11P11TrackingFpga::disconnect (
    gr::top_block_sptr top_block ) [override], [virtual]
```

Disconnect.

Implements [GNSSBlockInterface](#).

10.213.3.3 get_left_block()

```
gr::basic_block_sptr GpsL5D1lP1lTrackingFpga::get_left_block ( ) [override], [virtual]
```

Get left block.

Implements [GNSSBlockInterface](#).

10.213.3.4 get_right_block()

```
gr::basic_block_sptr GpsL5D1lP1lTrackingFpga::get_right_block ( ) [override], [virtual]
```

Get right block.

Implements [GNSSBlockInterface](#).

10.213.3.5 implementation()

```
std::string GpsL5D1lP1lTrackingFpga::implementation ( ) [inline], [override], [virtual]
```

Returns "GPS_L5_DLL_PLL_Tracking_Fpga".

Implements [GNSSBlockInterface](#).

Definition at line 70 of file `gps_l5_dll_pll_tracking_fpga.h`.

10.213.3.6 item_size()

```
size_t GpsL5D1lP1lTrackingFpga::item_size ( ) [inline], [override], [virtual]
```

Returns size of `lv_16sc_t`.

Implements [GNSSBlockInterface](#).

Definition at line 78 of file `gps_l5_dll_pll_tracking_fpga.h`.

10.213.3.7 role()

```
std::string GpsL5D1lP1lTrackingFpga::role ( ) [inline], [override], [virtual]
```

Role.

Implements [GNSSBlockInterface](#).

Definition at line 62 of file `gps_l5_dll_pll_tracking_fpga.h`.

10.213.3.8 set_channel()

```
void GpsL5D11P11TrackingFpga::set_channel (
    unsigned int channel ) [override], [virtual]
```

Set tracking channel unique ID.

Implements [TrackingInterface](#).

10.213.3.9 set_gnss_synchro()

```
void GpsL5D11P11TrackingFpga::set_gnss_synchro (
    Gnss_Synchro * p_gnss_synchro ) [override], [virtual]
```

Set acquisition/tracking common [Gnss_Synchro](#) object pointer to efficiently exchange synchronization data between acquisition and tracking blocks.

Implements [TrackingInterface](#).

10.213.3.10 start_tracking()

```
void GpsL5D11P11TrackingFpga::start_tracking ( ) [override], [virtual]
```

Start the tracking process in the FPGA.

Implements [TrackingInterface](#).

10.213.3.11 stop_tracking()

```
void GpsL5D11P11TrackingFpga::stop_tracking ( ) [override], [virtual]
```

Stop the tracking process in the FPGA.

Implements [TrackingInterface](#).

The documentation for this class was generated from the following file:

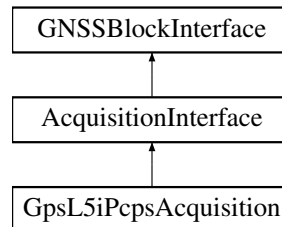
- [gps_l5_dll_pll_tracking_fpga.h](#)

10.214 GpsL5iPcpsAcquisition Class Reference

This class adapts a PCPS acquisition block to an [AcquisitionInterface](#) for GPS L5i signals.

```
#include <gps_l5i_pcps_acquisition.h>
```

Inheritance diagram for GpsL5iPcpsAcquisition:



Public Member Functions

- **GpsL5iPcpsAcquisition** (const [ConfigurationInterface](#) *configuration, const std::string &role, unsigned int in_streams, unsigned int out_streams)
- std::string **role** () override
- std::string **implementation** () override
Returns "GPS_L5i_PCPS_Acquisition".
- size_t **item_size** () override
- void **connect** (gr::top_block_sptr top_block) override
- void **disconnect** (gr::top_block_sptr top_block) override
- gr::basic_block_sptr **get_left_block** () override
- gr::basic_block_sptr **get_right_block** () override
- void **set_gnss_synchro** ([Gnss_Synchro](#) *p_gnss_synchro) override
Set acquisition/tracking common [Gnss_Synchro](#) object pointer to efficiently exchange synchronization data between acquisition and tracking blocks.
- void **set_channel** (unsigned int channel) override
Set acquisition channel unique ID.
- void **set_channel_fsm** (std::weak_ptr< [ChannelFsm](#) > channel_fsm) override
Set channel fsm associated to this acquisition instance.
- void **set_threshold** (float threshold) override
Set statistics threshold of PCPS algorithm.
- void **set_doppler_max** (unsigned int doppler_max) override
Set maximum Doppler off grid search.
- void **set_doppler_step** (unsigned int doppler_step) override
Set Doppler steps for the grid search.
- void **set_doppler_center** (int doppler_center) override
Set Doppler center for the grid search.
- void **init** () override
Initializes acquisition algorithm.
- void **set_local_code** () override
Sets local code for GPS L2/M PCPS acquisition algorithm.
- signed int **mag** () override
Returns the maximum peak of grid search.
- void **reset** () override
Restart acquisition algorithm.

- void [set_state](#) (int state) override
If state = 1, it forces the block to start acquiring from the first sample.
- void [stop_acquisition](#) () override
Stop running acquisition.
- void [set_resampler_latency](#) (uint32_t latency_samples) override
Sets the resampler latency to account it in the acquisition code delay estimation.

10.214.1 Detailed Description

This class adapts a PCPS acquisition block to an [AcquisitionInterface](#) for GPS L5i signals.

Definition at line 44 of file `gps_l5i_pcps_acquisition.h`.

10.214.2 Member Function Documentation

10.214.2.1 implementation()

```
std::string GpsL5iPcpsAcquisition::implementation ( ) [inline], [override], [virtual]
```

Returns "GPS_L5i_PCPS_Acquisition".

Implements [GNSSBlockInterface](#).

Definition at line 63 of file `gps_l5i_pcps_acquisition.h`.

10.214.2.2 init()

```
void GpsL5iPcpsAcquisition::init ( ) [override], [virtual]
```

Initializes acquisition algorithm.

Implements [AcquisitionInterface](#).

10.214.2.3 mag()

```
signed int GpsL5iPcpsAcquisition::mag ( ) [override], [virtual]
```

Returns the maximum peak of grid search.

Implements [AcquisitionInterface](#).

10.214.2.4 reset()

```
void GpsL5iPcpsAcquisition::reset ( ) [override], [virtual]
```

Restart acquisition algorithm.

Implements [AcquisitionInterface](#).

10.214.2.5 set_channel()

```
void GpsL5iPcpsAcquisition::set_channel (
    unsigned int channel ) [inline], [override], [virtual]
```

Set acquisition channel unique ID.

Implements [AcquisitionInterface](#).

Definition at line 88 of file `gps_l5i_pcps_acquisition.h`.

10.214.2.6 set_channel_fsm()

```
void GpsL5iPcpsAcquisition::set_channel_fsm (
    std::weak_ptr< ChannelFsm > channel_fsm ) [inline], [override], [virtual]
```

Set channel fsm associated to this acquisition instance.

Implements [AcquisitionInterface](#).

Definition at line 97 of file `gps_l5i_pcps_acquisition.h`.

10.214.2.7 set_doppler_center()

```
void GpsL5iPcpsAcquisition::set_doppler_center (
    int doppler_center ) [override]
```

Set Doppler center for the grid search.

10.214.2.8 set_doppler_max()

```
void GpsL5iPcpsAcquisition::set_doppler_max (
    unsigned int doppler_max ) [override], [virtual]
```

Set maximum Doppler off grid search.

Implements [AcquisitionInterface](#).

10.214.2.9 set_doppler_step()

```
void GpsL5iPcpsAcquisition::set_doppler_step (
    unsigned int doppler_step ) [override], [virtual]
```

Set Doppler steps for the grid search.

Implements [AcquisitionInterface](#).

10.214.2.10 set_gnss_synchro()

```
void GpsL5iPcpsAcquisition::set_gnss_synchro (
    Gnss\_Synchro * p_gnss_synchro ) [override], [virtual]
```

Set acquisition/tracking common [Gnss_Synchro](#) object pointer to efficiently exchange synchronization data between acquisition and tracking blocks.

Implements [AcquisitionInterface](#).

10.214.2.11 set_local_code()

```
void GpsL5iPcpsAcquisition::set_local_code ( ) [override], [virtual]
```

Sets local code for GPS L2/M PCPS acquisition algorithm.

Implements [AcquisitionInterface](#).

10.214.2.12 set_resampler_latency()

```
void GpsL5iPcpsAcquisition::set_resampler_latency (
    uint32_t latency_samples ) [override], [virtual]
```

Sets the resampler latency to account it in the acquisition code delay estimation.

Implements [AcquisitionInterface](#).

10.214.2.13 set_state()

```
void GpsL5iPcpsAcquisition::set_state (
    int state ) [override], [virtual]
```

If state = 1, it forces the block to start acquiring from the first sample.

Implements [AcquisitionInterface](#).

10.214.2.14 set_threshold()

```
void GpsL5iPcpsAcquisition::set_threshold (
    float threshold ) [override], [virtual]
```

Set statistics threshold of PCPS algorithm.

Implements [AcquisitionInterface](#).

10.214.2.15 stop_acquisition()

```
void GpsL5iPcpsAcquisition::stop_acquisition ( ) [override], [virtual]
```

Stop running acquisition.

Implements [AcquisitionInterface](#).

The documentation for this class was generated from the following file:

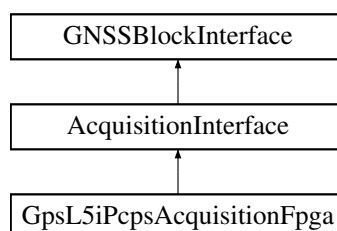
- [gps_l5i_pcps_acquisition.h](#)

10.215 GpsL5iPcpsAcquisitionFpga Class Reference

This class adapts a PCPS acquisition block off-loaded on an FPGA to an [AcquisitionInterface](#) for GPS L5i signals.

```
#include <gps_l5i_pcps_acquisition_fpga.h>
```

Inheritance diagram for GpsL5iPcpsAcquisitionFpga:



Public Member Functions

- [GpsL5iPcpsAcquisitionFpga](#) (const [ConfigurationInterface](#) *configuration, const std::string &role, unsigned int in_streams, unsigned int out_streams)
Constructor.
- [~GpsL5iPcpsAcquisitionFpga](#) ()=default
Destructor.
- std::string [role](#) () override
Role.
- std::string [implementation](#) () override
Returns "GPS_L5i_PCPS_Acquisition_Fpga".
- size_t [item_size](#) () override
Returns size of lv_16sc_t.
- void [connect](#) (gr::top_block_sptr top_block) override
Connect.
- void [disconnect](#) (gr::top_block_sptr top_block) override
Disconnect.
- gr::basic_block_sptr [get_left_block](#) () override
Get left block.
- gr::basic_block_sptr [get_right_block](#) () override
Get right block.
- void [set_gnss_synchro](#) ([Gnss_Synchro](#) *p_gnss_synchro) override
Set acquisition/tracking common [Gnss_Synchro](#) object pointer to efficiently exchange synchronization data between acquisition and tracking blocks.
- void [set_channel](#) (unsigned int channel) override
Set acquisition channel unique ID.
- void [set_channel_fsm](#) (std::weak_ptr< [ChannelFsm](#) > channel_fsm) override
Set channel fsm associated to this acquisition instance.
- void [set_threshold](#) (float threshold) override
Set statistics threshold of PCPS algorithm.
- void [set_doppler_max](#) (unsigned int doppler_max) override
Set maximum Doppler off grid search.
- void [set_doppler_step](#) (unsigned int doppler_step) override
Set Doppler steps for the grid search.
- void [set_doppler_center](#) (int doppler_center) override
Set Doppler center for the grid search.
- void [init](#) () override
Initializes acquisition algorithm.
- void [set_local_code](#) () override
Sets local code for GPS L5 PCPS acquisition algorithm.
- signed int [mag](#) () override
Returns the maximum peak of grid search.
- void [reset](#) () override
Restart acquisition algorithm.
- void [set_state](#) (int state) override
If state = 1, it forces the block to start acquiring from the first sample.
- void [stop_acquisition](#) () override
Stop running acquisition.
- void [set_resampler_latency](#) (uint32_t latency_samples __attribute__((unused))) override
Set resampler latency.

10.215.1 Detailed Description

This class adapts a PCPS acquisition block off-loaded on an FPGA to an [AcquisitionInterface](#) for GPS L5i signals.

Definition at line 44 of file `gps_l5i_pcps_acquisition_fpga.h`.

10.215.2 Constructor & Destructor Documentation

10.215.2.1 GpsL5iPcpsAcquisitionFpga()

```
GpsL5iPcpsAcquisitionFpga::GpsL5iPcpsAcquisitionFpga (
    const ConfigurationInterface * configuration,
    const std::string & role,
    unsigned int in_streams,
    unsigned int out_streams )
```

Constructor.

10.215.2.2 ~GpsL5iPcpsAcquisitionFpga()

```
GpsL5iPcpsAcquisitionFpga::~GpsL5iPcpsAcquisitionFpga ( ) [default]
```

Destructor.

10.215.3 Member Function Documentation

10.215.3.1 connect()

```
void GpsL5iPcpsAcquisitionFpga::connect (
    gr::top_block_sptr top_block ) [override], [virtual]
```

Connect.

Implements [GNSSBlockInterface](#).

10.215.3.2 disconnect()

```
void GpsL5iPcpsAcquisitionFpga::disconnect (
    gr::top_block_sptr top_block ) [override], [virtual]
```

Disconnect.

Implements [GNSSBlockInterface](#).

10.215.3.3 get_left_block()

```
gr::basic_block_sptr GpsL5iPcpsAcquisitionFpga::get_left_block ( ) [override], [virtual]
```

Get left block.

Implements [GNSSBlockInterface](#).

10.215.3.4 get_right_block()

```
gr::basic_block_sptr GpsL5iPcpsAcquisitionFpga::get_right_block ( ) [override], [virtual]
```

Get right block.

Implements [GNSSBlockInterface](#).

10.215.3.5 implementation()

```
std::string GpsL5iPcpsAcquisitionFpga::implementation ( ) [inline], [override], [virtual]
```

Returns "GPS_L5i_PCPS_Acquisition_Fpga".

Implements [GNSSBlockInterface](#).

Definition at line 72 of file `gps_l5i_pcps_acquisition_fpga.h`.

10.215.3.6 init()

```
void GpsL5iPcpsAcquisitionFpga::init ( ) [override], [virtual]
```

Initializes acquisition algorithm.

Implements [AcquisitionInterface](#).

10.215.3.7 item_size()

```
size_t GpsL5iPcpsAcquisitionFpga::item_size ( ) [inline], [override], [virtual]
```

Returns size of lv_16sc_t.

Implements [GNSSBlockInterface](#).

Definition at line 80 of file gps_l5i_pcps_acquisition_fpga.h.

10.215.3.8 mag()

```
signed int GpsL5iPcpsAcquisitionFpga::mag ( ) [override], [virtual]
```

Returns the maximum peak of grid search.

Implements [AcquisitionInterface](#).

10.215.3.9 reset()

```
void GpsL5iPcpsAcquisitionFpga::reset ( ) [override], [virtual]
```

Restart acquisition algorithm.

Implements [AcquisitionInterface](#).

10.215.3.10 role()

```
std::string GpsL5iPcpsAcquisitionFpga::role ( ) [inline], [override], [virtual]
```

Role.

Implements [GNSSBlockInterface](#).

Definition at line 64 of file gps_l5i_pcps_acquisition_fpga.h.

10.215.3.11 set_channel()

```
void GpsL5iPcpsAcquisitionFpga::set_channel (
    unsigned int channel ) [inline], [override], [virtual]
```

Set acquisition channel unique ID.

Implements [AcquisitionInterface](#).

Definition at line 115 of file gps_l5i_pcps_acquisition_fpga.h.

10.215.3.12 `set_channel_fsm()`

```
void GpsL5iPcpsAcquisitionFpga::set_channel_fsm (
    std::weak_ptr< ChannelFsm > channel_fsm ) [inline], [override], [virtual]
```

Set channel fsm associated to this acquisition instance.

Implements [AcquisitionInterface](#).

Definition at line 124 of file `gps_l5i_pcps_acquisition_fpga.h`.

10.215.3.13 `set_doppler_center()`

```
void GpsL5iPcpsAcquisitionFpga::set_doppler_center (
    int doppler_center ) [override]
```

Set Doppler center for the grid search.

10.215.3.14 `set_doppler_max()`

```
void GpsL5iPcpsAcquisitionFpga::set_doppler_max (
    unsigned int doppler_max ) [override], [virtual]
```

Set maximum Doppler off grid search.

Implements [AcquisitionInterface](#).

10.215.3.15 `set_doppler_step()`

```
void GpsL5iPcpsAcquisitionFpga::set_doppler_step (
    unsigned int doppler_step ) [override], [virtual]
```

Set Doppler steps for the grid search.

Implements [AcquisitionInterface](#).

10.215.3.16 `set_gnss_synchro()`

```
void GpsL5iPcpsAcquisitionFpga::set_gnss_synchro (
    Gnss\_Synchro * p_gnss_synchro ) [override], [virtual]
```

Set acquisition/tracking common [Gnss_Synchro](#) object pointer to efficiently exchange synchronization data between acquisition and tracking blocks.

Implements [AcquisitionInterface](#).

10.215.3.17 set_local_code()

```
void GpsL5iPcpsAcquisitionFpga::set_local_code ( ) [override], [virtual]
```

Sets local code for GPS L5 PCPS acquisition algorithm.

Implements [AcquisitionInterface](#).

10.215.3.18 set_resampler_latency()

```
void GpsL5iPcpsAcquisitionFpga::set_resampler_latency (
    uint32_t latency_samples __attribute__((unused)) ) [inline], [override]
```

Set resampler latency.

Definition at line 183 of file `gps_l5i_pcps_acquisition_fpga.h`.

10.215.3.19 set_state()

```
void GpsL5iPcpsAcquisitionFpga::set_state (
    int state ) [override], [virtual]
```

If state = 1, it forces the block to start acquiring from the first sample.

Implements [AcquisitionInterface](#).

10.215.3.20 set_threshold()

```
void GpsL5iPcpsAcquisitionFpga::set_threshold (
    float threshold ) [override], [virtual]
```

Set statistics threshold of PCPS algorithm.

Implements [AcquisitionInterface](#).

10.215.3.21 stop_acquisition()

```
void GpsL5iPcpsAcquisitionFpga::stop_acquisition ( ) [override], [virtual]
```

Stop running acquisition.

Implements [AcquisitionInterface](#).

The documentation for this class was generated from the following file:

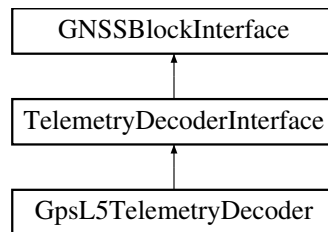
- [gps_l5i_pcps_acquisition_fpga.h](#)

10.216 GpsL5TelemetryDecoder Class Reference

This class implements a NAV data decoder for GPS L5.

```
#include <gps_l5_telemetry_decoder.h>
```

Inheritance diagram for GpsL5TelemetryDecoder:



Public Member Functions

- **GpsL5TelemetryDecoder** (const [ConfigurationInterface](#) *configuration, const std::string &role, unsigned int in_streams, unsigned int out_streams)
- std::string **role** () override
- std::string **implementation** () override
Returns "GPS_L5_Telemetry_Decoder".
- void **connect** (gr::top_block_sptr top_block) override
- void **disconnect** (gr::top_block_sptr top_block) override
- gr::basic_block_sptr **get_left_block** () override
- gr::basic_block_sptr **get_right_block** () override
- void **set_satellite** (const [Gnss_Satellite](#) &satellite) override
- void **set_channel** (int channel) override
- void **reset** () override
- size_t **item_size** () override

10.216.1 Detailed Description

This class implements a NAV data decoder for GPS L5.

Definition at line 43 of file `gps_l5_telemetry_decoder.h`.

10.216.2 Member Function Documentation

10.216.2.1 implementation()

```
std::string GpsL5TelemetryDecoder::implementation ( ) [inline], [override], [virtual]
```

Returns "GPS_L5_Telemetry_Decoder".

Implements [GNSSBlockInterface](#).

Definition at line 58 of file `gps_l5_telemetry_decoder.h`.

The documentation for this class was generated from the following file:

- [gps_l5_telemetry_decoder.h](#)

10.217 GPU_Complex Struct Reference

Public Member Functions

- CUDA_CALLABLE_MEMBER_DEVICE **GPU_Complex** (float a, float b)
- CUDA_CALLABLE_MEMBER_DEVICE float **magnitude2** (void)
- CUDA_CALLABLE_MEMBER_DEVICE **GPU_Complex operator*** (const [GPU_Complex](#) &a)
- CUDA_CALLABLE_MEMBER_DEVICE **GPU_Complex operator+** (const [GPU_Complex](#) &a)
- CUDA_CALLABLE_MEMBER_DEVICE void **operator+=** (const [GPU_Complex](#) &a)
- CUDA_CALLABLE_MEMBER_DEVICE void **multiply_acc** (const [GPU_Complex](#) &a, const [GPU_Complex](#) &b)

Public Attributes

- float **r**
- float **i**

10.217.1 Detailed Description

Definition at line 45 of file `cuda_multicorrelator.h`.

The documentation for this struct was generated from the following file:

- [cuda_multicorrelator.h](#)

10.218 GPU_Complex_Short Struct Reference

Public Member Functions

- CUDA_CALLABLE_MEMBER_DEVICE **GPU_Complex_Short** (short int a, short int b)
- CUDA_CALLABLE_MEMBER_DEVICE float **magnitude2** (void)
- CUDA_CALLABLE_MEMBER_DEVICE **GPU_Complex_Short operator*** (const [GPU_Complex_Short](#) &a)
- CUDA_CALLABLE_MEMBER_DEVICE **GPU_Complex_Short operator+** (const [GPU_Complex_Short](#) &a)

Public Attributes

- float **r**
- float **i**

10.218.1 Detailed Description

Definition at line 88 of file `cuda_multicorrelator.h`.

The documentation for this struct was generated from the following file:

- [cuda_multicorrelator.h](#)

10.219 Gpx_Printer Class Reference

Prints PVT information to GPX format file.

```
#include <gpx_printer.h>
```

Public Member Functions

- **Gpx_Printer** (const std::string &base_path=".")
- bool **set_headers** (const std::string &filename, bool time_tag_name=true)
- bool **print_position** (const [Pvt_Solution](#) *const position, bool print_average_values)
- bool **close_file** ()

10.219.1 Detailed Description

Prints PVT information to GPX format file.

See <https://www.topografix.com/gpx.asp>

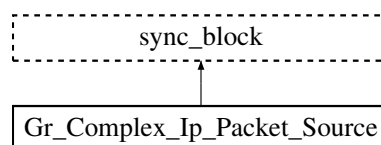
Definition at line 39 of file gpx_printer.h.

The documentation for this class was generated from the following file:

- [gpx_printer.h](#)

10.220 Gr_Complex_Ip_Packet_Source Class Reference

Inheritance diagram for Gr_Complex_Ip_Packet_Source:



Public Types

- using **sptr** = gnss_shared_ptr< [Gr_Complex_Ip_Packet_Source](#) >

Public Member Functions

- **Gr_Complex_Ip_Packet_Source** (std::string src_device, const std::string &origin_address, int udp_port, int udp_packet_size, int n_baseband_channels, const std::string &wire_sample_type, size_t item_size, bool IQ_swap_)
- bool **start** ()
- bool **stop** ()
- int **work** (int noutput_items, gr_vector_const_void_star &input_items, gr_vector_void_star &output_items)

Static Public Member Functions

- static `sptr` **make** (`std::string` `src_device`, `const std::string &``origin_address`, `int` `udp_port`, `int` `udp_packet_size`, `int` `n_baseband_channels`, `const std::string &``wire_sample_type`, `size_t` `item_size`, `bool` `IQ_swap`)

10.220.1 Detailed Description

Definition at line 41 of file `gr_complex_ip_packet_source.h`.

The documentation for this class was generated from the following file:

- [gr_complex_ip_packet_source.h](#)

10.221 `gtime_t` Struct Reference

Public Attributes

- `time_t` **time**
- `double` **sec**

10.221.1 Detailed Description

Definition at line 355 of file `rtklib.h`.

The documentation for this struct was generated from the following file:

- [rtklib.h](#)

10.222 `half_cyc_tag` Struct Reference

Public Attributes

- `unsigned char` **sat**
- `unsigned char` **freq**
- `unsigned char` **valid**
- `char` **corr**
- [gtime_t](#) **ts**
- [gtime_t](#) **te**
- `struct` [half_cyc_tag](#) * **next**

10.222.1 Detailed Description

Definition at line 1077 of file `rtklib.h`.

The documentation for this struct was generated from the following file:

- [rtklib.h](#)

10.223 Has_Simple_Printer Class Reference

Prints HAS messages content in a txt file. See HAS-SIS-ICD for a message description.

```
#include <has_simple_printer.h>
```

Public Member Functions

- **Has_Simple_Printer** (const std::string &base_path=std::string("."), const std::string &filename=std::string("HAS_Messages"), bool time_tag_name=true)
- bool **print_message** (const [Galileo_HAS_data](#) *const has_data)

10.223.1 Detailed Description

Prints HAS messages content in a txt file. See HAS-SIS-ICD for a message description.

Definition at line 37 of file has_simple_printer.h.

The documentation for this class was generated from the following file:

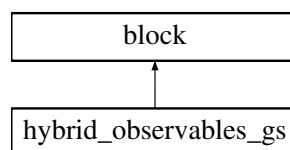
- [has_simple_printer.h](#)

10.224 hybrid_observables_gs Class Reference

This class implements a block that computes observables.

```
#include <hybrid_observables_gs.h>
```

Inheritance diagram for hybrid_observables_gs:



Public Member Functions

- void **forecast** (int noutput_items, gr_vector_int &ninput_items_required)
- int **general_work** (int noutput_items, gr_vector_int &ninput_items, gr_vector_const_void_star &input_items, gr_vector_void_star &output_items)

Friends

- hybrid_observables_gs_sptr **hybrid_observables_gs_make** (const [Obs_Conf](#) &conf_)

10.224.1 Detailed Description

This class implements a block that computes observables.

Definition at line 59 of file `hybrid_observables_gs.h`.

The documentation for this class was generated from the following file:

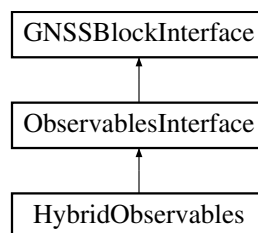
- [hybrid_observables_gs.h](#)

10.225 HybridObservables Class Reference

This class implements an [ObservablesInterface](#) for observables of all kind of GNSS signals.

```
#include <hybrid_observables.h>
```

Inheritance diagram for HybridObservables:



Public Member Functions

- **HybridObservables** (const [ConfigurationInterface](#) *configuration, const std::string &role, unsigned int in_streams, unsigned int out_streams)
- std::string **role** () override
- std::string **implementation** () override
Returns "Hybrid_Observables".
- void **connect** (gr::top_block_sptr top_block) override
- void **disconnect** (gr::top_block_sptr top_block) override
- gr::basic_block_sptr **get_left_block** () override
- gr::basic_block_sptr **get_right_block** () override
- void **reset** () override
- size_t **item_size** () override
All blocks must have an [item_size\(\)](#) function implementation.

10.225.1 Detailed Description

This class implements an [ObservablesInterface](#) for observables of all kind of GNSS signals.

Definition at line 43 of file `hybrid_observables.h`.

10.225.2 Member Function Documentation

10.225.2.1 implementation()

```
std::string HybridObservables::implementation ( ) [inline], [override], [virtual]
```

Returns "Hybrid_Observables".

Implements [GNSSBlockInterface](#).

Definition at line 59 of file hybrid_observables.h.

10.225.2.2 item_size()

```
size_t HybridObservables::item_size ( ) [inline], [override], [virtual]
```

All blocks must have an [item_size\(\)](#) function implementation.

Implements [GNSSBlockInterface](#).

Definition at line 75 of file hybrid_observables.h.

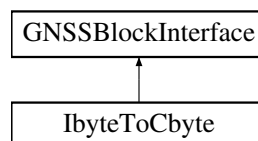
The documentation for this class was generated from the following file:

- [hybrid_observables.h](#)

10.226 IbyteToCbyte Class Reference

```
#include <ibyte_to_cbyte.h>
```

Inheritance diagram for IbyteToCbyte:



Public Member Functions

- **IbyteToCbyte** (const [ConfigurationInterface](#) *configuration, const std::string &role, unsigned int in_streams, unsigned int out_streams)
- std::string **role** () override
- std::string **implementation** () override
 - Returns "Ibyte_To_Cbyte".*
- size_t **item_size** () override
- void **connect** (gr::top_block_sptr top_block) override
- void **disconnect** (gr::top_block_sptr top_block) override
- gr::basic_block_sptr **get_left_block** () override
- gr::basic_block_sptr **get_right_block** () override

10.226.1 Detailed Description

an I/Q interleaved byte (unsigned char) sample stream into a `std::complex<unsigned char>` stream

Definition at line 40 of file `ibyte_to_cbyte.h`.

10.226.2 Member Function Documentation

10.226.2.1 implementation()

```
std::string IbyteToCbyte::implementation ( ) [inline], [override], [virtual]
```

Returns "Ibyte_To_Cbyte".

Implements [GNSSBlockInterface](#).

Definition at line 55 of file `ibyte_to_cbyte.h`.

The documentation for this class was generated from the following file:

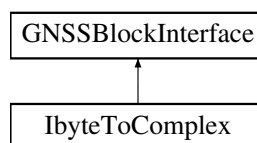
- [ibyte_to_cbyte.h](#)

10.227 IbyteToComplex Class Reference

Adapts an I/Q interleaved byte integer sample stream to a `gr_complex` (float) stream.

```
#include <ibyte_to_complex.h>
```

Inheritance diagram for IbyteToComplex:



Public Member Functions

- **IbyteToComplex** (const [ConfigurationInterface](#) *configuration, const std::string &role, unsigned int in_streams, unsigned int out_streams)
- std::string **role** () override
- std::string **implementation** () override
 - Returns "Ibyte_To_Complex".*
- size_t **item_size** () override
- void **connect** (gr::top_block_sptr top_block) override
- void **disconnect** (gr::top_block_sptr top_block) override
- gr::basic_block_sptr **get_left_block** () override
- gr::basic_block_sptr **get_right_block** () override

10.227.1 Detailed Description

Adapts an I/Q interleaved byte integer sample stream to a `gr_complex` (float) stream.

Definition at line 39 of file `ibyte_to_complex.h`.

10.227.2 Member Function Documentation

10.227.2.1 `implementation()`

```
std::string IbyteToComplex::implementation ( ) [inline], [override], [virtual]
```

Returns "`Ibyte_To_Complex`".

Implements [GNSSBlockInterface](#).

Definition at line 54 of file `ibyte_to_complex.h`.

The documentation for this class was generated from the following file:

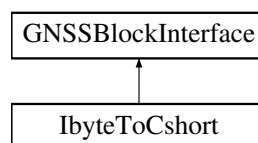
- [ibyte_to_complex.h](#)

10.228 IbyteToCshort Class Reference

Adapts a short integer (16 bits) interleaved sample stream into a `std::complex<short>` stream.

```
#include <ibyte_to_cshort.h>
```

Inheritance diagram for `IbyteToCshort`:



Public Member Functions

- **`IbyteToCshort`** (const [ConfigurationInterface](#) *configuration, const std::string &role, unsigned int in_streams, unsigned int out_streams)
- std::string **`role`** () override
- std::string **`implementation`** () override
 - Returns "`Ibyte_To_Cshort`".*
- size_t **`item_size`** () override
- void **`connect`** (gr::top_block_sptr top_block) override
- void **`disconnect`** (gr::top_block_sptr top_block) override
- gr::basic_block_sptr **`get_left_block`** () override
- gr::basic_block_sptr **`get_right_block`** () override

10.228.1 Detailed Description

Adapts a short integer (16 bits) interleaved sample stream into a `std::complex<short>` stream.

Definition at line 39 of file `ibyte_to_cshort.h`.

10.228.2 Member Function Documentation

10.228.2.1 implementation()

```
std::string IbyteToCshort::implementation ( ) [inline], [override], [virtual]
```

Returns "Ibyte_To_Cshort".

Implements [GNSSBlockInterface](#).

Definition at line 54 of file `ibyte_to_cshort.h`.

The documentation for this class was generated from the following file:

- [ibyte_to_cshort.h](#)

10.229 INIReader Class Reference

Read an INI file into easy-to-access name/value pairs. (Note that I've gone for simplicity here rather than speed, but it should be pretty decent.)

```
#include <INIReader.h>
```

Public Member Functions

- [INIReader](#) (const std::string &filename)
Construct [INIReader](#) and parse given filename. See [ini.h](#) for more info about the parsing.
- int [ParseError](#) () const
Return the result of [ini_parse\(\)](#), i.e., 0 on success, line number of first error on parse error, or -1 on file open error.
- std::string [Get](#) (const std::string §ion, const std::string &name, const std::string &default_value)
Get a string value from INI file, returning default_value if not found.
- int64_t [GetInteger](#) (const std::string §ion, const std::string &name, int64_t default_value)
Get an integer (long) value from INI file, returning default_value if not found.
- bool [HasSection](#) (const std::string §ion) const
Return true if the given section exists (section must contain at least one name=value pair).
- bool [HasValue](#) (const std::string §ion, const std::string &name) const
Return true if a value exists with the given section and field names.

10.229.1 Detailed Description

Read an INI file into easy-to-access name/value pairs. (Note that I've gone for simplicity here rather than speed, but it should be pretty decent.)

Definition at line 45 of file INIReader.h.

10.229.2 Constructor & Destructor Documentation

10.229.2.1 INIReader()

```
INIReader::INIReader (
    const std::string & filename ) [explicit]
```

Construct [INIReader](#) and parse given filename. See [ini.h](#) for more info about the parsing.

10.229.3 Member Function Documentation

10.229.3.1 Get()

```
std::string INIReader::Get (
    const std::string & section,
    const std::string & name,
    const std::string & default_value )
```

Get a string value from INI file, returning default_value if not found.

10.229.3.2 GetInteger()

```
int64_t INIReader::GetInteger (
    const std::string & section,
    const std::string & name,
    int64_t default_value )
```

Get an integer (long) value from INI file, returning default_value if not found.

10.229.3.3 HasSection()

```
bool INIReader::HasSection (
    const std::string & section ) const
```

Return true if the given section exists (section must contain at least one name=value pair).

10.229.3.4 HasValue()

```
bool INIReader::HasValue (
    const std::string & section,
    const std::string & name ) const
```

Return true if a value exists with the given section and field names.

10.229.3.5 ParseError()

```
int INIReader::ParseError ( ) const
```

Return the result of [ini_parse\(\)](#), i.e., 0 on success, line number of first error on parse error, or -1 on file open error.

The documentation for this class was generated from the following file:

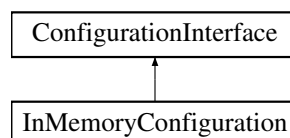
- [INIReader.h](#)

10.230 InMemoryConfiguration Class Reference

This class is an implementation of the interface [ConfigurationInterface](#).

```
#include <in_memory_configuration.h>
```

Inheritance diagram for InMemoryConfiguration:



Public Member Functions

- `std::string property (std::string property_name, std::string default_value) const` override
- `bool property (std::string property_name, bool default_value) const` override
- `int64_t property (std::string property_name, int64_t default_value) const` override
- `uint64_t property (std::string property_name, uint64_t default_value) const` override
- `int32_t property (std::string property_name, int32_t default_value) const` override
- `uint32_t property (std::string property_name, uint32_t default_value) const` override
- `int16_t property (std::string property_name, int16_t default_value) const` override
- `uint16_t property (std::string property_name, uint16_t default_value) const` override
- `float property (std::string property_name, float default_value) const` override
- `double property (std::string property_name, double default_value) const` override
- `void set_property (std::string property_name, std::string value)` override
- `void supersede_property (const std::string &property_name, const std::string &value)`
- `bool is_present (const std::string &property_name) const`

10.230.1 Detailed Description

This class is an implementation of the interface [ConfigurationInterface](#).

This implementation accepts configuration parameters upon instantiation and it is intended to be used in unit testing.

Definition at line 43 of file `in_memory_configuration.h`.

The documentation for this class was generated from the following file:

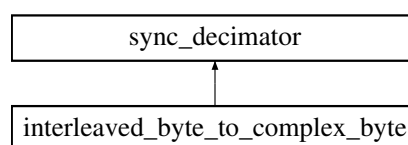
- [in_memory_configuration.h](#)

10.231 interleaved_byte_to_complex_byte Class Reference

This class adapts an 8-bits interleaved sample stream into a 16-bits complex stream (`std::complex<unsigned char>`)

```
#include <interleaved_byte_to_complex_byte.h>
```

Inheritance diagram for `interleaved_byte_to_complex_byte`:



Public Member Functions

- `int work (int noutput_items, gr_vector_const_void_star &input_items, gr_vector_void_star &output_items)`

Friends

- `interleaved_byte_to_complex_byte_sptr make_interleaved_byte_to_complex_byte ()`

10.231.1 Detailed Description

This class adapts an 8-bits interleaved sample stream into a 16-bits complex stream (`std::complex<unsigned char>`)

Definition at line 40 of file `interleaved_byte_to_complex_byte.h`.

The documentation for this class was generated from the following file:

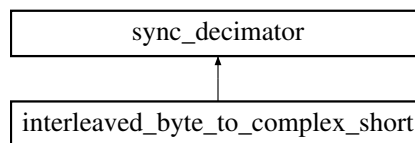
- [interleaved_byte_to_complex_byte.h](#)

10.232 interleaved_byte_to_complex_short Class Reference

This class adapts a short (16-bits) interleaved sample stream into a `std::complex<short>` stream.

```
#include <interleaved_byte_to_complex_short.h>
```

Inheritance diagram for `interleaved_byte_to_complex_short`:



Public Member Functions

- `int work (int noutput_items, gr_vector_const_void_star &input_items, gr_vector_void_star &output_items)`

Friends

- `interleaved_byte_to_complex_short_sptr make_interleaved_byte_to_complex_short ()`

10.232.1 Detailed Description

This class adapts a short (16-bits) interleaved sample stream into a `std::complex<short>` stream.

Definition at line 40 of file `interleaved_byte_to_complex_short.h`.

The documentation for this class was generated from the following file:

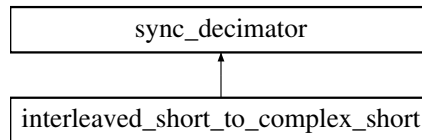
- [interleaved_byte_to_complex_short.h](#)

10.233 interleaved_short_to_complex_short Class Reference

This class adapts a short (16-bits) interleaved sample stream into a `std::complex<short>` stream.

```
#include <interleaved_short_to_complex_short.h>
```

Inheritance diagram for `interleaved_short_to_complex_short`:



Public Member Functions

- `int work` (`int` noutput_items, `gr_vector_const_void_star` &input_items, `gr_vector_void_star` &output_items)

Friends

- `interleaved_short_to_complex_short_sptr make_interleaved_short_to_complex_short` ()

10.233.1 Detailed Description

This class adapts a short (16-bits) interleaved sample stream into a `std::complex<short>` stream.

Definition at line 39 of file `interleaved_short_to_complex_short.h`.

The documentation for this class was generated from the following file:

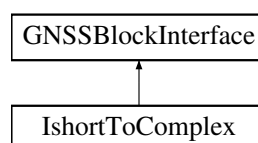
- [interleaved_short_to_complex_short.h](#)

10.234 IshortToComplex Class Reference

Adapts an I/Q interleaved short integer sample stream to a `gr_complex` (float) stream.

```
#include <ishort_to_complex.h>
```

Inheritance diagram for `IshortToComplex`:



Public Member Functions

- **IshortToComplex** (const [ConfigurationInterface](#) *configuration, const std::string &role, unsigned int in_streams, unsigned int out_streams)
- std::string **role** () override
- std::string **implementation** () override

Returns "Ishort_To_Complex".
- size_t **item_size** () override
- void **connect** (gr::top_block_sptr top_block) override
- void **disconnect** (gr::top_block_sptr top_block) override
- gr::basic_block_sptr **get_left_block** () override
- gr::basic_block_sptr **get_right_block** () override

10.234.1 Detailed Description

Adapts an I/Q interleaved short integer sample stream to a gr_complex (float) stream.

Definition at line 39 of file `ishort_to_complex.h`.

10.234.2 Member Function Documentation

10.234.2.1 implementation()

```
std::string IshortToComplex::implementation ( ) [inline], [override], [virtual]
```

Returns "Ishort_To_Complex".

Implements [GNSSBlockInterface](#).

Definition at line 54 of file `ishort_to_complex.h`.

The documentation for this class was generated from the following file:

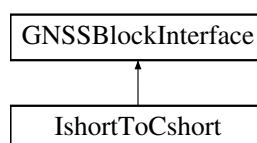
- [ishort_to_complex.h](#)

10.235 IshortToCshort Class Reference

Adapts a short integer (16 bits) interleaved sample stream into a std::complex<short> stream.

```
#include <ishort_to_cshort.h>
```

Inheritance diagram for IshortToCshort:



Public Member Functions

- **IshortToCshort** (const [ConfigurationInterface](#) *configuration, const std::string &role, unsigned int in_streams, unsigned int out_streams)
- std::string **role** () override
- std::string **implementation** () override

Returns "Ishort_To_Cshort".
- size_t **item_size** () override
- void **connect** (gr::top_block_sptr top_block) override
- void **disconnect** (gr::top_block_sptr top_block) override
- gr::basic_block_sptr **get_left_block** () override
- gr::basic_block_sptr **get_right_block** () override

10.235.1 Detailed Description

Adapts a short integer (16 bits) interleaved sample stream into a std::complex<short> stream.

Definition at line 39 of file ishort_to_cshort.h.

10.235.2 Member Function Documentation

10.235.2.1 implementation()

```
std::string IshortToCshort::implementation ( ) [inline], [override], [virtual]
```

Returns "Ishort_To_Cshort".

Implements [GNSSBlockInterface](#).

Definition at line 54 of file ishort_to_cshort.h.

The documentation for this class was generated from the following file:

- [ishort_to_cshort.h](#)

10.236 kernel_info_t Struct Reference

Public Attributes

- cl_kernel **kernel**
- char * **kernel_name**
- unsigned **lmem_size**
- unsigned **num_workgroups**
- unsigned **num_xforms_per_workgroup**
- unsigned **num_workitems_per_workgroup**
- cl_fft_kernel_dir **dir**
- int **in_place_possible**
- [kernel_info_t](#) * **next**

10.236.1 Detailed Description

Definition at line 32 of file `fft_internal.h`.

The documentation for this struct was generated from the following file:

- [fft_internal.h](#)

10.237 Kf_Conf Class Reference

Public Member Functions

- void **SetFromConfiguration** (const [ConfigurationInterface](#) *configuration, const std::string &role)

Public Attributes

- std::string **item_type**
- std::string **dump_filename**
- double **fs_in**
- double **carrier_lock_th**
- double **expected_cn0_dbhz**
- double **code_disc_sd_chips**
- double **carrier_disc_sd_rads**
- double **code_phase_sd_chips**
- double **code_rate_sd_chips_s**
- double **carrier_phase_sd_rad**
- double **carrier_freq_sd_hz**
- double **carrier_freq_rate_sd_hz_s**
- double **narrow_code_phase_sd_chips**
- double **narrow_code_rate_sd_chips_s**
- double **narrow_carrier_phase_sd_rad**
- double **narrow_carrier_freq_sd_hz**
- double **narrow_carrier_freq_rate_sd_hz_s**
- double **init_code_phase_sd_chips**
- double **init_code_rate_sd_chips_s**
- double **init_carrier_phase_sd_rad**
- double **init_carrier_freq_sd_hz**
- double **init_carrier_freq_rate_sd_hz_s**
- float **early_late_space_chips**
- float **very_early_late_space_chips**
- float **early_late_space_narrow_chips**
- float **very_early_late_space_narrow_chips**
- float **slope**
- float **spc**
- float **y_intercept**
- float **cn0_smoother_alpha**
- float **carrier_lock_test_smoother_alpha**
- uint32_t **pull_in_time_s**
- uint32_t **bit_synchronization_time_limit_s**
- uint32_t **vector_length**
- uint32_t **smoother_length**

- `int32_t` **extend_correlation_symbols**
- `int32_t` **cn0_samples**
- `int32_t` **cn0_smoother_samples**
- `int32_t` **carrier_lock_test_smoother_samples**
- `int32_t` **cn0_min**
- `int32_t` **max_code_lock_fail**
- `int32_t` **max_carrier_lock_fail**
- `char` **signal** [3] {}
- `char` **system**
- `bool` **track_pilot**
- `bool` **enable_doppler_correction**
- `bool` **carrier_aiding**
- `bool` **high_dyn**
- `bool` **dump**
- `bool` **dump_mat**
- `bool` **enable_dynamic_measurement_covariance**
- `bool` **use_estimated_cn0**

10.237.1 Detailed Description

Definition at line 29 of file `kf_conf.h`.

The documentation for this class was generated from the following file:

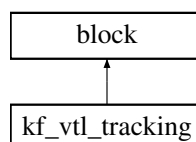
- `kf_conf.h`

10.238 `kf_vtl_tracking` Class Reference

This class implements a code DLL + carrier PLL tracking block.

```
#include <kf_vtl_tracking.h>
```

Inheritance diagram for `kf_vtl_tracking`:



Public Member Functions

- `void` **set_channel** (`uint32_t` channel)
- `void` **set_gnss_synchro** ([Gnss_Synchro](#) *p_gnss_synchro)
- `void` **start_tracking** ()
- `void` **stop_tracking** ()
- `int` **general_work** (`int` noutput_items, `gr_vector_int` &ninput_items, `gr_vector_const_void_star` &input_items, `gr_vector_void_star` &output_items)
- `void` **forecast** (`int` noutput_items, `gr_vector_int` &ninput_items_required)

Friends

- `kf_vtl_tracking_sptr kf_vtl_make_tracking` (const [Kf_Conf](#) &conf_)

10.238.1 Detailed Description

This class implements a code DLL + carrier PLL tracking block.

Definition at line 60 of file `kf_vtl_tracking.h`.

The documentation for this class was generated from the following file:

- `kf_vtl_tracking.h`

10.239 Kml_Printer Class Reference

Prints PVT information to OGC KML format file (can be viewed with Google Earth)

```
#include <kml_printer.h>
```

Public Member Functions

- **Kml_Printer** (const std::string &base_path=std::string("."))
- bool **set_headers** (const std::string &filename, bool time_tag_name=true)
- bool **print_position** (const [Pvt_Solution](#) *const position, bool print_average_values)
- bool **close_file** ()

10.239.1 Detailed Description

Prints PVT information to OGC KML format file (can be viewed with Google Earth)

See <https://www.opengeospatial.org/standards/kml>

Definition at line 38 of file `kml_printer.h`.

The documentation for this class was generated from the following file:

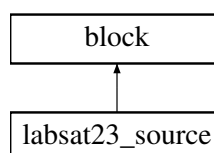
- [kml_printer.h](#)

10.240 labsat23_source Class Reference

This class implements conversion between Labsat 2, 3 and 3 Wideband formats to `gr_complex`.

```
#include <labsat23_source.h>
```

Inheritance diagram for `labsat23_source`:



Public Member Functions

- int **general_work** (int noutput_items, gr_vector_int &ninput_items, gr_vector_const_void_star &input_items, gr_vector_void_star &output_items)

Friends

- labsat23_source_sptr **labsat23_make_source_sptr** (const char *signal_file_basename, const std::vector<int> &channel_selector, [Concurrent_Queue](#)< pmt::pmt_t > *queue, bool digital_io_enabled)

10.240.1 Detailed Description

This class implements conversion between Labsat 2, 3 and 3 Wideband formats to gr_complex.

Definition at line 52 of file labsat23_source.h.

The documentation for this class was generated from the following file:

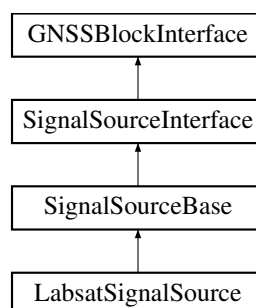
- [labsat23_source.h](#)

10.241 LabsatSignalSource Class Reference

This class reads samples stored in LabSat version 2, 3, and 3 Wideband format.

```
#include <labsat_signal_source.h>
```

Inheritance diagram for LabsatSignalSource:



Public Member Functions

- **LabsatSignalSource** (const [ConfigurationInterface](#) *configuration, const std::string &role, unsigned int in_stream, unsigned int out_stream, [Concurrent_Queue](#)< pmt::pmt_t > *queue)
- size_t **item_size** () override
- size_t **getRfChannels** () const override
- void **connect** (gr::top_block_sptr top_block) override
- void **disconnect** (gr::top_block_sptr top_block) override
- gr::basic_block_sptr **get_left_block** () override
- gr::basic_block_sptr **get_right_block** () override
- gr::basic_block_sptr **get_right_block** (int i) override

Additional Inherited Members

10.241.1 Detailed Description

This class reads samples stored in LabSat version 2, 3, and 3 Wideband format.

Definition at line 44 of file `labsat_signal_source.h`.

The documentation for this class was generated from the following file:

- [labsat_signal_source.h](#)

10.242 `lex_t` Struct Reference

Public Attributes

- `int` **n**
- `int` **nmax**
- `lexmsg_t` * **msgs**

10.242.1 Detailed Description

Definition at line 683 of file `rtklib.h`.

The documentation for this struct was generated from the following file:

- [rtklib.h](#)

10.243 `lexeph_t` Struct Reference

Public Attributes

- `gtime_t` **toe**
- `gtime_t` **tof**
- `int` **sat**
- `unsigned char` **health**
- `unsigned char` **ura**
- `double` **pos** [3]
- `double` **vel** [3]
- `double` **acc** [3]
- `double` **jerk** [3]
- `double` **af0**
- `double` **af1**
- `double` **tgd**
- `double` **isc** [8]

10.243.1 Detailed Description

Definition at line 690 of file rtklib.h.

The documentation for this struct was generated from the following file:

- [rtklib.h](#)

10.244 lexion_t Struct Reference

Public Attributes

- [gtime_t](#) **t0**
- double **tspan**
- double **pos0** [2]
- double **coef** [3][2]

10.244.1 Detailed Description

Definition at line 707 of file rtklib.h.

The documentation for this struct was generated from the following file:

- [rtklib.h](#)

10.245 lexmsg_t Struct Reference

Public Attributes

- int **prn**
- int **type**
- int **alert**
- unsigned char **stat**
- unsigned char **snr**
- unsigned int **ttt**
- unsigned char **msg** [212]

10.245.1 Detailed Description

Definition at line 671 of file rtklib.h.

The documentation for this struct was generated from the following file:

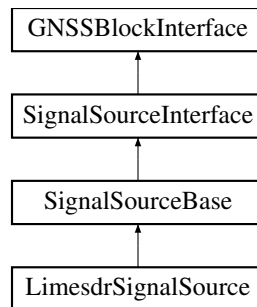
- [rtklib.h](#)

10.246 LimesdrSignalSource Class Reference

This class instantiates the LimeSDR gnuradio signal source. It has support also for a customized LimeSDR firmware and signal source to support PPS samplestamp reading.

```
#include <limesdr_signal_source.h>
```

Inheritance diagram for LimesdrSignalSource:



Public Member Functions

- **LimesdrSignalSource** (const [ConfigurationInterface](#) *configuration, const std::string &role, unsigned int in_stream, unsigned int out_stream, [Concurrent_Queue](#)< pmt::pmt_t > *queue)
- **size_t item_size** () override
- void **connect** (gr::top_block_sptr top_block) override
- void **disconnect** (gr::top_block_sptr top_block) override
- gr::basic_block_sptr **get_left_block** () override
- gr::basic_block_sptr **get_right_block** () override

Additional Inherited Members

10.246.1 Detailed Description

This class instantiates the LimeSDR gnuradio signal source. It has support also for a customized LimeSDR firmware and signal source to support PPS samplestamp reading.

Definition at line 42 of file limesdr_signal_source.h.

The documentation for this class was generated from the following file:

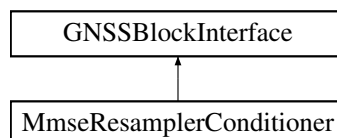
- limesdr_signal_source.h

10.247 MmseResamplerConditioner Class Reference

Interface of a MMSE resampler block adapter to a SignalConditionerInterface.

```
#include <mmse_resampler_conditioner.h>
```

Inheritance diagram for MmseResamplerConditioner:



Public Member Functions

- **MmseResamplerConditioner** (const [ConfigurationInterface](#) *configuration, const std::string &role, unsigned int in_stream, unsigned int out_stream)
- std::string **role** () override
- std::string **implementation** () override
- size_t **item_size** () override
- void **connect** (gr::top_block_sptr top_block) override
- void **disconnect** (gr::top_block_sptr top_block) override
- gr::basic_block_sptr **get_left_block** () override
- gr::basic_block_sptr **get_right_block** () override

10.247.1 Detailed Description

Interface of a MMSE resampler block adapter to a SignalConditionerInterface.

Definition at line 48 of file mmse_resampler_conditioner.h.

The documentation for this class was generated from the following file:

- [mmse_resampler_conditioner.h](#)

10.248 ModelFunction Class Reference

Public Member Functions

- virtual arma::vec **operator()** (const arma::vec &input)=0

10.248.1 Detailed Description

Definition at line 46 of file nonlinear_tracking.h.

The documentation for this class was generated from the following file:

- [nonlinear_tracking.h](#)

10.249 Monitor_Ephemeris_Udp_Sink Class Reference

Public Member Functions

- **Monitor_Ephemeris_Udp_Sink** (const std::vector< std::string > &addresses, const uint16_t &port, bool protobuf_enabled)
- bool **write_gps_ephemeris** (const std::shared_ptr< [Gps_Ephemeris](#) > &monitor_gps_eph)
- bool **write_galileo_ephemeris** (const std::shared_ptr< [Galileo_Ephemeris](#) > &monitor_gal_eph)

10.249.1 Detailed Description

Definition at line 42 of file `monitor_ephemeris_udp_sink.h`.

The documentation for this class was generated from the following file:

- [monitor_ephemeris_udp_sink.h](#)

10.250 Monitor_Pvt Class Reference

This class contains parameters and outputs of the PVT block.

```
#include <monitor_pvt.h>
```

Public Member Functions

- `template<class Archive >`
`void serialize (Archive &ar, const unsigned int version)`
This member function serializes and restores [Monitor_Pvt](#) objects from a byte stream.

Public Attributes

- `uint32_t TOW_at_current_symbol_ms`
- `uint32_t week`
- `double RX_time`
- `double user_clk_offset`
- `double pos_x`
- `double pos_y`
- `double pos_z`
- `double vel_x`
- `double vel_y`
- `double vel_z`
- `double cov_xx`
- `double cov_yy`
- `double cov_zz`
- `double cov_xy`
- `double cov_yz`
- `double cov_zx`
- `double latitude`
- `double longitude`
- `double height`
- `uint8_t valid_sats`
- `uint8_t solution_status`
- `uint8_t solution_type`
- `float AR_ratio_factor`
- `float AR_ratio_threshold`
- `double gdop`
- `double pdop`
- `double hdop`
- `double vdop`
- `double user_clk_drift_ppm`

10.250.1 Detailed Description

This class contains parameters and outputs of the PVT block.

Definition at line 32 of file `monitor_pvt.h`.

10.250.2 Member Function Documentation

10.250.2.1 `serialize()`

```
template<class Archive >
void Monitor_Pvt::serialize (
    Archive & ar,
    const unsigned int version ) [inline]
```

This member function serializes and restores [Monitor_Pvt](#) objects from a byte stream.

Definition at line 93 of file `monitor_pvt.h`.

The documentation for this class was generated from the following file:

- [monitor_pvt.h](#)

10.251 Monitor_Pvt_Udp_Sink Class Reference

Public Member Functions

- **Monitor_Pvt_Udp_Sink** (const std::vector< std::string > &addresses, const uint16_t &port, bool protobuf_enabled)
- bool **write_monitor_pvt** (const [Monitor_Pvt](#) *const monitor_pvt)

10.251.1 Detailed Description

Definition at line 40 of file `monitor_pvt_udp_sink.h`.

The documentation for this class was generated from the following file:

- [monitor_pvt_udp_sink.h](#)

10.252 msm_h_t Struct Reference

Public Attributes

- unsigned char **iod**
- unsigned char **time_s**
- unsigned char **clk_str**
- unsigned char **clk_ext**
- unsigned char **smooth**
- unsigned char **tint_s**
- unsigned char **nsat**
- unsigned char **nsig**
- unsigned char **sats** [64]
- unsigned char **sigs** [32]
- unsigned char **cellmask** [64]

10.252.1 Detailed Description

Definition at line 1270 of file rtklib.h.

The documentation for this struct was generated from the following file:

- [rtklib.h](#)

10.253 mt1_header Struct Reference

Public Attributes

- uint16_t **toh**
- uint8_t **mask_id**
- uint8_t **iod_id**
- bool **mask_flag**
- bool **orbit_correction_flag**
- bool **clock_fullset_flag**
- bool **clock_subset_flag**
- bool **code_bias_flag**
- bool **phase_bias_flag**
- bool **ura_flag**

10.253.1 Detailed Description

Definition at line 30 of file galileo_has_data.h.

The documentation for this struct was generated from the following file:

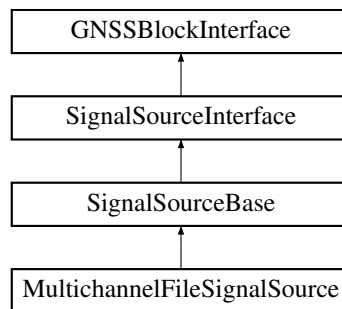
- [galileo_has_data.h](#)

10.254 MultichannelFileSignalSource Class Reference

Class that reads signals samples from files at different frequency bands and adapts it to a [SignalSourceInterface](#).

```
#include <multichannel_file_signal_source.h>
```

Inheritance diagram for MultichannelFileSignalSource:



Public Member Functions

- **MultichannelFileSignalSource** (const [ConfigurationInterface](#) *configuration, const std::string &role, unsigned int in_streams, unsigned int out_streams, [Concurrent_Queue](#)< pmt::pmt_t > *queue)
- size_t **item_size** () override
- void **connect** (gr::top_block_sptr top_block) override
- void **disconnect** (gr::top_block_sptr top_block) override
- gr::basic_block_sptr **get_left_block** () override
- gr::basic_block_sptr **get_right_block** () override
- std::string **filename** () const
- std::string **item_type** () const
- bool **repeat** () const
- int64_t **sampling_frequency** () const
- uint64_t **samples** () const

Additional Inherited Members

10.254.1 Detailed Description

Class that reads signals samples from files at different frequency bands and adapts it to a [SignalSourceInterface](#).

Definition at line 49 of file multichannel_file_signal_source.h.

The documentation for this class was generated from the following file:

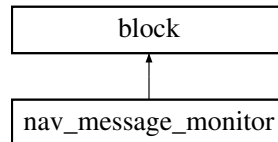
- [multichannel_file_signal_source.h](#)

10.255 nav_message_monitor Class Reference

GNU Radio block that receives asynchronous [Nav_Message_Packet](#) objects from the telemetry blocks and sends them via UDP.

```
#include <nav_message_monitor.h>
```

Inheritance diagram for nav_message_monitor:



Public Member Functions

- [~nav_message_monitor](#) ()=default
Default destructor.

Friends

- `nav_message_monitor_sptr` **nav_message_monitor_make** (const std::vector< std::string > &addresses, uint16_t port)

10.255.1 Detailed Description

GNU Radio block that receives asynchronous [Nav_Message_Packet](#) objects from the telemetry blocks and sends them via UDP.

Definition at line 45 of file `nav_message_monitor.h`.

10.255.2 Constructor & Destructor Documentation

10.255.2.1 ~nav_message_monitor()

```
nav_message_monitor::~nav_message_monitor ( ) [default]
```

Default destructor.

The documentation for this class was generated from the following file:

- [nav_message_monitor.h](#)

10.256 Nav_Message_Packet Class Reference

Public Member Functions

- [Nav_Message_Packet](#) ()=default
Default constructor.
- [~Nav_Message_Packet](#) ()=default
Default destructor.
- [Nav_Message_Packet](#) (const [Nav_Message_Packet](#) &other) noexcept
Copy constructor.
- [Nav_Message_Packet](#) & operator= (const [Nav_Message_Packet](#) &rhs) noexcept
Copy assignment operator.
- [Nav_Message_Packet](#) ([Nav_Message_Packet](#) &&other) noexcept
Move constructor.
- [Nav_Message_Packet](#) & operator= ([Nav_Message_Packet](#) &&other) noexcept
Move assignment operator.

Public Attributes

- std::string [system](#)
GNSS constellation: "G" for GPS, "R" for Glonass, "S" for SBAS, "E" for Galileo and "C" for Beidou.
- std::string [signal](#)
GNSS signal: "1C" for GPS L1 C/A, "1B" for Galileo E1b/c, "1G" for Glonass L1 C/A, "2S" for GPS L2 L2C(M), "2G" for Glonass L2 C/A, "L5" for GPS L5 and "5X" for Galileo E5a.
- int32_t [prn](#)
SV ID.
- int32_t [tow_at_current_symbol_ms](#)
Time of week of the current symbol, in ms.
- std::string [nav_message](#)
Content of the navigation page.

10.256.1 Detailed Description

Definition at line 29 of file `nav_message_packet.h`.

10.256.2 Constructor & Destructor Documentation

10.256.2.1 Nav_Message_Packet() [1/3]

```
Nav_Message_Packet::Nav_Message_Packet ( ) [default]
```

Default constructor.

10.256.2.2 ~Nav_Message_Packet()

```
Nav_Message_Packet::~Nav_Message_Packet ( ) [default]
```

Default destructor.

10.256.2.3 Nav_Message_Packet() [2/3]

```
Nav_Message_Packet::Nav_Message_Packet (
    const Nav_Message_Packet & other ) [inline], [noexcept]
```

Copy constructor.

Definition at line 43 of file nav_message_packet.h.

10.256.2.4 Nav_Message_Packet() [3/3]

```
Nav_Message_Packet::Nav_Message_Packet (
    Nav_Message_Packet && other ) [inline], [noexcept]
```

Move constructor.

Definition at line 64 of file nav_message_packet.h.

10.256.3 Member Function Documentation

10.256.3.1 operator=() [1/2]

```
Nav_Message_Packet& Nav_Message_Packet::operator= (
    const Nav_Message_Packet & rhs ) [inline], [noexcept]
```

Copy assignment operator.

Definition at line 49 of file nav_message_packet.h.

References system.

10.256.3.2 operator=() [2/2]

```
Nav_Message_Packet& Nav_Message_Packet::operator= (
    Nav_Message_Packet && other ) [inline], [noexcept]
```

Move assignment operator.

Definition at line 70 of file nav_message_packet.h.

References system.

10.256.4 Member Data Documentation

10.256.4.1 nav_message

```
std::string Nav_Message_Packet::nav_message
```

Content of the navigation page.

Definition at line 40 of file nav_message_packet.h.

Referenced by Serdes_Nav_Message::readProtobuffer().

10.256.4.2 prn

```
int32_t Nav_Message_Packet::prn
```

SV ID.

Definition at line 38 of file nav_message_packet.h.

Referenced by Serdes_Nav_Message::readProtobuffer().

10.256.4.3 signal

```
std::string Nav_Message_Packet::signal
```

GNSS signal: "1C" for GPS L1 C/A, "1B" for Galileo E1b/c, "1G" for Glonass L1 C/A, "2S" for GPS L2 L2C(M), "2G" for Glonass L2 C/A, "L5" for GPS L5 and "5X" for Galileo E5a.

Definition at line 37 of file nav_message_packet.h.

Referenced by Serdes_Nav_Message::readProtobuffer().

10.256.4.4 system

```
std::string Nav_Message_Packet::system
```

GNSS constellation: "G" for GPS, "R" for Glonass, "S" for SBAS, "E" for Galileo and "C" for Beidou.

Definition at line 36 of file nav_message_packet.h.

Referenced by operator=(), and Serdes_Nav_Message::readProtobuffer().

10.256.4.5 tow_at_current_symbol_ms

```
int32_t Nav_Message_Packet::tow_at_current_symbol_ms
```

Time of week of the current symbol, in ms.

Definition at line 39 of file nav_message_packet.h.

Referenced by Serdes_Nav_Message::readProtobuffer().

The documentation for this class was generated from the following file:

- [nav_message_packet.h](#)

10.257 Nav_Message_Udp_Sink Class Reference

Public Member Functions

- **Nav_Message_Udp_Sink** (const std::vector< std::string > &addresses, const uint16_t &port)
- bool **write_nav_message** (const std::shared_ptr< [Nav_Message_Packet](#) > &nav_meg_packet)

10.257.1 Detailed Description

Definition at line 39 of file nav_message_udp_sink.h.

The documentation for this class was generated from the following file:

- [nav_message_udp_sink.h](#)

10.258 Nav_Msg_Udp_Listener Class Reference

Public Member Functions

- **Nav_Msg_Udp_Listener** (unsigned short port)
- void **print_message** (gnss_sdr::navMsg &message) const
- bool **receive_and_parse_nav_message** (gnss_sdr::navMsg &message)

10.258.1 Detailed Description

Definition at line 22 of file `nav_msg_udp_listener.h`.

The documentation for this class was generated from the following file:

- [nav_msg_udp_listener.h](#)

10.259 nav_t Struct Reference

Public Attributes

- int **n**
- int **nmax**
- int **ng**
- int **ngmax**
- int **ns**
- int **nsmax**
- int **ne**
- int **nemax**
- int **nc**
- int **ncmax**
- int **na**
- int **namax**
- int **nt**
- int **ntmax**
- int **nf**
- int **nfmax**
- [eph_t](#) * **eph**
- [geph_t](#) * **geph**
- [seph_t](#) * **seph**
- [peph_t](#) * **peph**
- [pclk_t](#) * **pclk**
- [alm_t](#) * **alm**
- [tec_t](#) * **tec**
- [fcbd_t](#) * **fcb**
- [erp_t](#) **erp**
- double **utc_gps** [4]
- double **utc_glo** [4]
- double **utc_gal** [4]
- double **utc_qzs** [4]
- double **utc_cmp** [4]
- double **utc_irn** [4]
- double **utc_sbs** [4]
- double **ion_gps** [8]
- double **ion_gal** [4]
- double **ion_qzs** [8]
- double **ion_cmp** [8]
- double **ion_irn** [8]
- int **leaps**
- double **lam** [MAXSAT][[NFREQ](#)]
- double **cbias** [MAXSAT][3]

- double **rbias** [[MAXRCV](#)][2][3]
- double **wlbias** [MAXSAT]
- double **glo_cpbias** [4]
- char **glo_fcn** [[MAXPRNGLO](#)+1]
- [pcv_t](#) **pcvs** [MAXSAT]
- [sbssat_t](#) **sbssat**
- [sbsion_t](#) **sbsion** [[MAXBAND](#)+1]
- [dgps_t](#) **dgps** [MAXSAT]
- [ssr_t](#) **ssr** [MAXSAT]
- [lexeph_t](#) **lexeph** [MAXSAT]
- [lexion_t](#) **lexion**
- [pppcorr_t](#) **pppcorr**

10.259.1 Detailed Description

Definition at line 747 of file [rtklib.h](#).

The documentation for this struct was generated from the following file:

- [rtklib.h](#)

10.260 Nmea_Printer Class Reference

This class provides a implementation of a subset of the NMEA-0183 standard for interfacing marine electronic devices as defined by the National Marine Electronics Association (NMEA).

```
#include <nmea_printer.h>
```

Public Member Functions

- [Nmea_Printer](#) (const std::string &filename, bool flag_nmea_output_file, bool flag_nmea_tty_port, std::string nmea_dump_devname, const std::string &base_path=".")
Default constructor.
- [~Nmea_Printer](#) ()
Default destructor.
- bool [Print_Nmea_Line](#) (const [Rtklib_Solver](#) *const pvt_data, bool print_average_values)
Print NMEA PVT and satellite info to the initialized device.

10.260.1 Detailed Description

This class provides a implementation of a subset of the NMEA-0183 standard for interfacing marine electronic devices as defined by the National Marine Electronics Association (NMEA).

See https://en.wikipedia.org/wiki/NMEA_0183

Definition at line 44 of file [nmea_printer.h](#).

10.260.2 Constructor & Destructor Documentation

10.260.2.1 Nmea_Printer()

```
Nmea_Printer::Nmea_Printer (
    const std::string & filename,
    bool flag_nmea_output_file,
    bool flag_nmea_tty_port,
    std::string nmea_dump_devname,
    const std::string & base_path = "." )
```

Default constructor.

10.260.2.2 ~Nmea_Printer()

```
Nmea_Printer::~Nmea_Printer ( )
```

Default destructor.

10.260.3 Member Function Documentation

10.260.3.1 Print_Nmea_Line()

```
bool Nmea_Printer::Print_Nmea_Line (
    const Rtklib_Solver *const pvt_data,
    bool print_average_values )
```

Print NMEA PVT and satellite info to the initialized device.

The documentation for this class was generated from the following file:

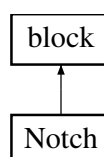
- [nmea_printer.h](#)

10.261 Notch Class Reference

This class implements a real-time software-defined multi state notch filter.

```
#include <notch_cc.h>
```

Inheritance diagram for Notch:



Public Member Functions

- **int general_work** (int noutput_items, gr_vector_int &ninput_items, gr_vector_const_void_star &input_items, gr_vector_void_star &output_items)

Friends

- notch_sptr **make_notch_filter** (float pfa, float p_c_factor, int32_t length, int32_t n_segments_est, int32_t n_segments_reset)

10.261.1 Detailed Description

This class implements a real-time software-defined multi state notch filter.

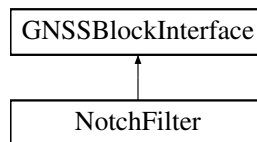
Definition at line 48 of file notch_cc.h.

The documentation for this class was generated from the following file:

- [notch_cc.h](#)

10.262 NotchFilter Class Reference

Inheritance diagram for NotchFilter:



Public Member Functions

- **NotchFilter** (const [ConfigurationInterface](#) *configuration, const std::string &role, unsigned int in_streams, unsigned int out_streams)
- std::string **role** ()
- std::string **implementation** ()
Returns "Notch_Filter".
- size_t **item_size** ()
- void **connect** (gr::top_block_sptr top_block)
- void **disconnect** (gr::top_block_sptr top_block)
- gr::basic_block_sptr **get_left_block** ()
- gr::basic_block_sptr **get_right_block** ()

10.262.1 Detailed Description

Definition at line 35 of file notch_filter.h.

10.262.2 Member Function Documentation

10.262.2.1 implementation()

```
std::string NotchFilter::implementation ( ) [inline], [virtual]
```

Returns "Notch_Filter".

Implements [GNSSBlockInterface](#).

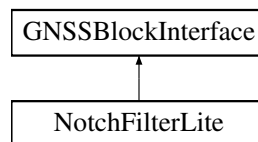
Definition at line 50 of file notch_filter.h.

The documentation for this class was generated from the following file:

- [notch_filter.h](#)

10.263 NotchFilterLite Class Reference

Inheritance diagram for NotchFilterLite:



Public Member Functions

- **NotchFilterLite** (const [ConfigurationInterface](#) *configuration, const std::string &role, unsigned int in_streams, unsigned int out_streams)
- std::string **role** ()
- std::string **implementation** ()
Returns "Notch_Filter_Lite".
- size_t **item_size** ()
- void **connect** (gr::top_block_sptr top_block)
- void **disconnect** (gr::top_block_sptr top_block)
- gr::basic_block_sptr **get_left_block** ()
- gr::basic_block_sptr **get_right_block** ()

10.263.1 Detailed Description

Definition at line 35 of file notch_filter_lite.h.

10.263.2 Member Function Documentation

10.263.2.1 implementation()

```
std::string NotchFilterLite::implementation ( ) [inline], [virtual]
```

Returns "Notch_Filter_Lite".

Implements [GNSSBlockInterface](#).

Definition at line 50 of file notch_filter_lite.h.

The documentation for this class was generated from the following file:

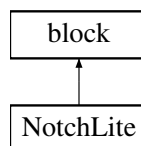
- [notch_filter_lite.h](#)

10.264 NotchLite Class Reference

This class implements a real-time software-defined multi state notch filter light version.

```
#include <notch_lite_cc.h>
```

Inheritance diagram for NotchLite:



Public Member Functions

- **int general_work** (int noutput_items, gr_vector_int &ninput_items, gr_vector_const_void_star &input_items, gr_vector_void_star &output_items)

Friends

- notch_lite_sptr **make_notch_filter_lite** (float p_c_factor, float pfa, int32_t length, int32_t n_segments_est, int32_t n_segments_reset, int32_t n_segments_coeff)

10.264.1 Detailed Description

This class implements a real-time software-defined multi state notch filter light version.

Definition at line 49 of file notch_lite_cc.h.

The documentation for this class was generated from the following file:

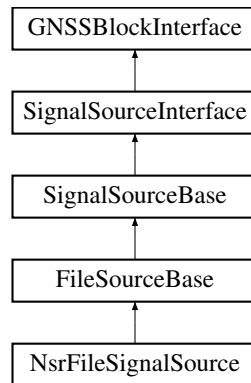
- [notch_lite_cc.h](#)

10.265 NsrFileSignalSource Class Reference

Class that reads signals samples from a file and adapts it to a [SignalSourceInterface](#).

```
#include <nsr_file_signal_source.h>
```

Inheritance diagram for NsrFileSignalSource:



Public Member Functions

- **NsrFileSignalSource** (const [ConfigurationInterface](#) *configuration, const std::string &role, unsigned int in_streams, unsigned int out_streams, [Concurrent_Queue](#)< pmt::pmt_t > *queue)

Protected Member Functions

- std::tuple< size_t, bool > [itemTypeToSize](#) () override
Compute the item size, from the [item_type\(\)](#). Subclasses may constrain types that don't make.
- double [packetsPerSample](#) () const override
The number of (possibly unpacked) samples in a (raw) file sample (default=1)
- gnss_shared_ptr< gr::block > [source](#) () const override
Abstracted front-end source. Sub-classes may override if they create specialized chains to decode source files into a usable format.
- void **create_file_source_hook** () override
- void **pre_connect_hook** (gr::top_block_sptr top_block) override
- void **pre_disconnect_hook** (gr::top_block_sptr top_block) override

10.265.1 Detailed Description

Class that reads signals samples from a file and adapts it to a [SignalSourceInterface](#).

Definition at line 41 of file nsr_file_signal_source.h.

10.265.2 Member Function Documentation

10.265.2.1 itemTypeToSize()

```
std::tuple<size_t, bool> NsrFileSignalSource::itemTypeToSize ( ) [override], [protected],
[virtual]
```

Compute the item size, from the [item_type\(\)](#). Subclasses may constrain types that don't make.

Reimplemented from [FileSourceBase](#).

10.265.2.2 packetsPerSample()

```
double NsrFileSignalSource::packetsPerSample ( ) const [override], [protected], [virtual]
```

The number of (possibly unpacked) samples in a (raw) file sample (default=1)

Reimplemented from [FileSourceBase](#).

10.265.2.3 source()

```
gnss_shared_ptr<gr::block> NsrFileSignalSource::source ( ) const [override], [protected],
[virtual]
```

Abstracted front-end source. Sub-classes may override if they create specialized chains to decode source files into a usable format.

Reimplemented from [FileSourceBase](#).

The documentation for this class was generated from the following file:

- [nsr_file_signal_source.h](#)

10.266 ntrip_t Struct Reference

Public Attributes

- int **state**
- int **type**
- int **nb**
- char **url** [256]
- char **mntpnt** [256]
- char **user** [256]
- char **passwd** [256]
- char **str** [NTRIP_MAXSTR]
- unsigned char **buff** [NTRIP_MAXRSP]
- [tcpcli_t](#) * **tcp**

10.266.1 Detailed Description

Definition at line 1163 of file rtklib.h.

The documentation for this struct was generated from the following file:

- [rtklib.h](#)

10.267 Obs_Conf Class Reference

Public Attributes

- std::string **dump_filename** {"obs_dump.dat"}
- int32_t **smoothing_factor** {0}
- uint32_t **nchannels_in** {0U}
- uint32_t **nchannels_out** {0U}
- uint32_t **observable_interval_ms** {20U}
- bool **enable_carrier_smoothing** {false}
- bool **always_output_gs** {false}
- bool **dump** {false}
- bool **dump_mat** {false}

10.267.1 Detailed Description

Definition at line 30 of file obs_conf.h.

The documentation for this class was generated from the following file:

- [obs_conf.h](#)

10.268 obs_t Struct Reference

Public Attributes

- int **n**
- int **nmax**
- [obsd_t](#) * **data**

10.268.1 Detailed Description

Definition at line 375 of file rtklib.h.

The documentation for this struct was generated from the following file:

- [rtklib.h](#)

10.269 obsd_t Struct Reference

Public Attributes

- [gtime_t](#) **time**
- unsigned char **sat**
- unsigned char **rcv**
- unsigned char **SNR** [[NFREQ+NEXOBS](#)]
- unsigned char **LLI** [[NFREQ+NEXOBS](#)]
- unsigned char **code** [[NFREQ+NEXOBS](#)]
- double **L** [[NFREQ+NEXOBS](#)]
- double **P** [[NFREQ+NEXOBS](#)]
- float **D** [[NFREQ+NEXOBS](#)]

10.269.1 Detailed Description

Definition at line 362 of file [rtklib.h](#).

The documentation for this struct was generated from the following file:

- [rtklib.h](#)

10.270 Observables_Dump_Reader Class Reference

Public Member Functions

- **Observables_Dump_Reader** (int n_channels)
- bool **read_binary_obs** ()
- bool **restart** ()
- int64_t **num_epochs** ()
- bool **open_obs_file** (std::string out_file)
- void **close_obs_file** ()

Public Attributes

- std::vector< double > **RX_time**
- std::vector< double > **TOW_at_current_symbol_s**
- std::vector< double > **Carrier_Doppler_hz**
- std::vector< double > **Acc_carrier_phase_hz**
- std::vector< double > **Pseudorange_m**
- std::vector< double > **PRN**
- std::vector< double > **valid**

10.270.1 Detailed Description

Definition at line 25 of file [observables_dump_reader.h](#).

The documentation for this class was generated from the following file:

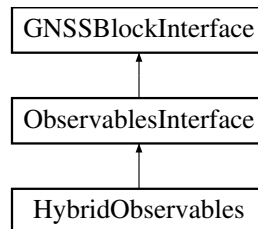
- [observables_dump_reader.h](#)

10.271 ObservablesInterface Class Reference

This abstract class represents an interface to an observables block.

```
#include <observables_interface.h>
```

Inheritance diagram for ObservablesInterface:



Public Member Functions

- virtual void **reset** ()=0

10.271.1 Detailed Description

This abstract class represents an interface to an observables block.

Abstract class for pseudorange_interfaces, derived from [GNSSBlockInterface](#). Since all its methods are virtual, this class cannot be instantiated directly, and a subclass can only be instantiated directly if all inherited pure virtual methods have been implemented by that class or a parent class.

Definition at line 43 of file `observables_interface.h`.

The documentation for this class was generated from the following file:

- [observables_interface.h](#)

10.272 opt_t Struct Reference

Public Attributes

- const char * **name**
- int **format**
- void * **var**
- const char * **comment**

10.272.1 Detailed Description

Definition at line 911 of file `rtklib.h`.

The documentation for this struct was generated from the following file:

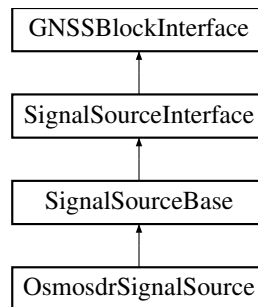
- [rtklib.h](#)

10.273 OsmosdrSignalSource Class Reference

This class reads samples OmoSDR-compatible front-ends, such as HackRF or Realtek's RTL2832U-based USB dongle DVB-T receivers (see <https://osmocom.org/projects/rtl-sdr/wiki>)

```
#include <osmosdr_signal_source.h>
```

Inheritance diagram for OsmosdrSignalSource:



Public Member Functions

- **OsmosdrSignalSource** (const [ConfigurationInterface](#) *configuration, const std::string &role, unsigned int in_stream, unsigned int out_stream, [Concurrent_Queue](#)< pmt::pmt_t > *queue)
- **size_t item_size** () override
- void **connect** (gr::top_block_sptr top_block) override
- void **disconnect** (gr::top_block_sptr top_block) override
- gr::basic_block_sptr **get_left_block** () override
- gr::basic_block_sptr **get_right_block** () override

Additional Inherited Members

10.273.1 Detailed Description

This class reads samples OmoSDR-compatible front-ends, such as HackRF or Realtek's RTL2832U-based USB dongle DVB-T receivers (see <https://osmocom.org/projects/rtl-sdr/wiki>)

Definition at line 45 of file osmosdr_signal_source.h.

The documentation for this class was generated from the following file:

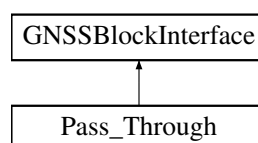
- [osmosdr_signal_source.h](#)

10.274 Pass_Through Class Reference

This class implements a block that connects input and output (does nothing)

```
#include <pass_through.h>
```

Inheritance diagram for Pass_Through:



Public Member Functions

- **Pass_Through** (const [ConfigurationInterface](#) *configuration, const std::string &role, unsigned int in_stream, unsigned int out_stream)
- std::string **role** () override
- std::string **implementation** () override
Returns "Pass_Through".
- std::string **item_type** () const
- size_t **item_size** () override
- void **connect** (gr::top_block_sptr top_block) override
- void **disconnect** (gr::top_block_sptr top_block) override
- gr::basic_block_sptr **get_left_block** () override
- gr::basic_block_sptr **get_right_block** () override

10.274.1 Detailed Description

This class implements a block that connects input and output (does nothing)

Definition at line 42 of file `pass_through.h`.

10.274.2 Member Function Documentation

10.274.2.1 implementation()

```
std::string Pass_Through::implementation ( ) [inline], [override], [virtual]
```

Returns "Pass_Through".

Implements [GNSSBlockInterface](#).

Definition at line 58 of file `pass_through.h`.

The documentation for this class was generated from the following file:

- [pass_through.h](#)

10.275 pclk_t Struct Reference

Public Attributes

- [gtime_t](#) **time**
- int **index**
- double **clk** [MAXSAT][1]
- float **std** [MAXSAT][1]

10.275.1 Detailed Description

Definition at line 486 of file rtklib.h.

The documentation for this struct was generated from the following file:

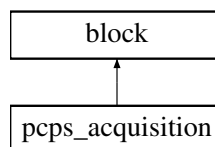
- [rtklib.h](#)

10.276 pcps_acquisition Class Reference

This class implements a Parallel Code Phase Search Acquisition.

```
#include <pcps_acquisition.h>
```

Inheritance diagram for pcps_acquisition:



Public Member Functions

- void [init](#) ()
Initializes acquisition algorithm and reserves memory.
- void [set_gnss_synchro](#) ([Gnss_Synchro](#) *p_gnss_synchro)
Set acquisition/tracking common [Gnss_Synchro](#) object pointer to exchange synchronization data between acquisition and tracking blocks.
- void [set_local_code](#) (std::complex< float > *code)
Sets local code for PCPS acquisition algorithm.
- void [set_state](#) (int32_t state)
If set to 1, ensures that acquisition starts at the first available sample.
- void [set_resampler_latency](#) (uint32_t latency_samples)
- uint32_t [mag](#) () const
Returns the maximum peak of grid search.
- void [set_active](#) (bool active)
Starts acquisition algorithm, turning from standby mode to active mode.
- void [set_channel](#) (uint32_t channel)
Set acquisition channel unique ID.
- void [set_channel_fsm](#) (std::weak_ptr< [ChannelFsm](#) > channel_fsm)
Set channel fsm associated to this acquisition instance.
- void [set_threshold](#) (float threshold)
Set statistics threshold of PCPS algorithm.
- void [set_doppler_max](#) (uint32_t doppler_max)
Set maximum Doppler grid search.
- void [set_doppler_step](#) (uint32_t doppler_step)
Set Doppler steps for the grid search.
- void [set_doppler_center](#) (int32_t doppler_center)
Set Doppler center frequency for the grid search. It will refresh the Doppler grid.
- int [general_work](#) (int noutput_items, gr_vector_int &ninput_items, gr_vector_const_void_star &input_items, gr_vector_void_star &output_items) override
Parallel Code Phase Search Acquisition signal processing.

Friends

- pcps_acquisition_sptr **pcps_make_acquisition** (const [Acq_Conf](#) &conf_)

10.276.1 Detailed Description

This class implements a Parallel Code Phase Search Acquisition.

Check [An Open Source Galileo E1 Software Receiver](#), Algorithm 1, for a pseudocode description of this implementation.

Definition at line 92 of file pcps_acquisition.h.

10.276.2 Member Function Documentation

10.276.2.1 general_work()

```
int pcps_acquisition::general_work (
    int noutput_items,
    gr_vector_int & ninput_items,
    gr_vector_const_void_star & input_items,
    gr_vector_void_star & output_items ) [override]
```

Parallel Code Phase Search Acquisition signal processing.

10.276.2.2 init()

```
void pcps_acquisition::init ( )
```

Initializes acquisition algorithm and reserves memory.

10.276.2.3 mag()

```
uint32_t pcps_acquisition::mag ( ) const [inline]
```

Returns the maximum peak of grid search.

Definition at line 131 of file pcps_acquisition.h.

10.276.2.4 set_active()

```
void pcps_acquisition::set_active (
    bool active ) [inline]
```

Starts acquisition algorithm, turning from standby mode to active mode.

Parameters

<i>active</i>	- bool that activates/deactivates the block.
---------------	--

Definition at line 141 of file pcps_acquisition.h.

10.276.2.5 set_channel()

```
void pcps_acquisition::set_channel (
    uint32_t channel ) [inline]
```

Set acquisition channel unique ID.

Parameters

<i>channel</i>	- receiver channel.
----------------	---------------------

Definition at line 151 of file pcps_acquisition.h.

10.276.2.6 set_channel_fsm()

```
void pcps_acquisition::set_channel_fsm (
    std::weak_ptr< ChannelFsm > channel_fsm ) [inline]
```

Set channel fsm associated to this acquisition instance.

Definition at line 159 of file pcps_acquisition.h.

10.276.2.7 set_doppler_center()

```
void pcps_acquisition::set_doppler_center (
    int32_t doppler_center ) [inline]
```

Set Doppler center frequency for the grid search. It will refresh the Doppler grid.

Parameters

<i>doppler_center</i>	- Frequency center of the search grid [Hz].
-----------------------	---

Definition at line 199 of file pcps_acquisition.h.

10.276.2.8 set_doppler_max()

```
void pcps_acquisition::set_doppler_max (
    uint32_t doppler_max ) [inline]
```

Set maximum Doppler grid search.

Parameters

<i>doppler_max</i>	- Maximum Doppler shift considered in the grid search [Hz].
--------------------	---

Definition at line 179 of file pcps_acquisition.h.

10.276.2.9 set_doppler_step()

```
void pcps_acquisition::set_doppler_step (
    uint32_t doppler_step ) [inline]
```

Set Doppler steps for the grid search.

Parameters

<i>doppler_step</i>	- Frequency bin of the search grid [Hz].
---------------------	--

Definition at line 189 of file pcps_acquisition.h.

10.276.2.10 set_gnss_synchro()

```
void pcps_acquisition::set_gnss_synchro (
    Gnss_Synchro * p_gnss_synchro ) [inline]
```

Set acquisition/tracking common [Gnss_Synchro](#) object pointer to exchange synchronization data between acquisition and tracking blocks.

Parameters

<i>p_gnss_synchro</i>	Satellite information shared by the processing blocks.
-----------------------	--

Definition at line 107 of file pcps_acquisition.h.

10.276.2.11 set_local_code()

```
void pcps_acquisition::set_local_code (
    std::complex< float > * code )
```

Sets local code for PCPS acquisition algorithm.

Parameters

<i>code</i>	- Pointer to the PRN code.
-------------	----------------------------

10.276.2.12 set_state()

```
void pcps_acquisition::set_state (
    int32_t state )
```

If set to 1, ensures that acquisition starts at the first available sample.

Parameters

<i>state</i>	- int=1 forces start of acquisition
--------------	-------------------------------------

10.276.2.13 set_threshold()

```
void pcps_acquisition::set_threshold (
    float threshold ) [inline]
```

Set statistics threshold of PCPS algorithm.

Parameters

<i>threshold</i>	- Threshold for signal detection (check Navitec2012 , Algorithm 1, for a definition of this threshold).
------------------	---

Definition at line 169 of file pcps_acquisition.h.

The documentation for this class was generated from the following file:

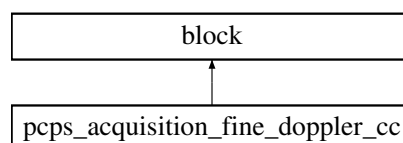
- [pcps_acquisition.h](#)

10.277 pcps_acquisition_fine_doppler_cc Class Reference

This class implements a Parallel Code Phase Search Acquisition.

```
#include <pcps_acquisition_fine_doppler_cc.h>
```

Inheritance diagram for pcps_acquisition_fine_doppler_cc:



Public Member Functions

- [~pcps_acquisition_fine_doppler_cc](#) ()=default
Default destructor.
- void [set_gnss_synchro](#) ([Gnss_Synchro](#) *p_gnss_synchro)
Set acquisition/tracking common [Gnss_Synchro](#) object pointer to exchange synchronization data between acquisition and tracking blocks.
- unsigned int [mag](#) () const
Returns the maximum peak of grid search.
- void [init](#) ()
Initializes acquisition algorithm.
- void [set_local_code](#) (std::complex< float > *code)
Sets local code for PCPS acquisition algorithm.
- void [set_active](#) (bool active)
Starts acquisition algorithm, turning from standby mode to active mode.
- void [set_channel](#) (unsigned int channel)
Set acquisition channel unique ID.
- void [set_channel_fsm](#) (std::weak_ptr< [ChannelFsm](#) > channel_fsm)
Set channel fsm associated to this acquisition instance.
- void [set_threshold](#) (float threshold)
Set statistics threshold of PCPS algorithm.
- void [set_doppler_max](#) (unsigned int doppler_max)
Set maximum Doppler grid search.
- void [set_doppler_step](#) (unsigned int doppler_step)
Set Doppler steps for the grid search.
- void [set_state](#) (int state)
If set to 1, ensures that acquisition starts at the first available sample.
- unsigned int [nextPowerOf2](#) (unsigned int n)
Obtains the next power of 2 greater or equal to the input parameter.
- void [dump_results](#) (int effective_fft_size)
- void [forecast](#) (int noutput_items, gr_vector_int &ninput_items_required)
- int [general_work](#) (int noutput_items, gr_vector_int &ninput_items, gr_vector_const_void_star &input_items, gr_vector_void_star &output_items)
Parallel Code Phase Search Acquisition signal processing.

Friends

- [pcps_acquisition_fine_doppler_cc_sptr](#) [pcps_make_acquisition_fine_doppler_cc](#) (const [Acq_Conf](#) &conf_)

10.277.1 Detailed Description

This class implements a Parallel Code Phase Search Acquisition.

Definition at line 73 of file [pcps_acquisition_fine_doppler_cc.h](#).

10.277.2 Constructor & Destructor Documentation

10.277.2.1 `~pcps_acquisition_fine_doppler_cc()`

```
pcps_acquisition_fine_doppler_cc::~pcps_acquisition_fine_doppler_cc ( ) [default]
```

Default destructor.

10.277.3 Member Function Documentation

10.277.3.1 `general_work()`

```
int pcps_acquisition_fine_doppler_cc::general_work (
    int noutput_items,
    gr_vector_int & ninput_items,
    gr_vector_const_void_star & input_items,
    gr_vector_void_star & output_items )
```

Parallel Code Phase Search Acquisition signal processing.

10.277.3.2 `init()`

```
void pcps_acquisition_fine_doppler_cc::init ( )
```

Initializes acquisition algorithm.

10.277.3.3 `mag()`

```
unsigned int pcps_acquisition_fine_doppler_cc::mag ( ) const [inline]
```

Returns the maximum peak of grid search.

Definition at line 94 of file `pcps_acquisition_fine_doppler_cc.h`.

10.277.3.4 `nextPowerOf2()`

```
unsigned int pcps_acquisition_fine_doppler_cc::nextPowerOf2 (
    unsigned int n )
```

Obtains the next power of 2 greater or equal to the input parameter.

Parameters

<i>n</i>	- Integer value to obtain the next power of 2.
----------	--

10.277.3.5 set_active()

```
void pcps_acquisition_fine_doppler_cc::set_active (
    bool active ) [inline]
```

Starts acquisition algorithm, turning from standby mode to active mode.

Parameters

<i>active</i>	- bool that activates/deactivates the block.
---------------	--

Definition at line 115 of file pcps_acquisition_fine_doppler_cc.h.

10.277.3.6 set_channel()

```
void pcps_acquisition_fine_doppler_cc::set_channel (
    unsigned int channel ) [inline]
```

Set acquisition channel unique ID.

Parameters

<i>channel</i>	- receiver channel.
----------------	---------------------

Definition at line 124 of file pcps_acquisition_fine_doppler_cc.h.

10.277.3.7 set_channel_fsm()

```
void pcps_acquisition_fine_doppler_cc::set_channel_fsm (
    std::weak_ptr< ChannelFsm > channel_fsm ) [inline]
```

Set channel fsm associated to this acquisition instance.

Definition at line 133 of file pcps_acquisition_fine_doppler_cc.h.

10.277.3.8 set_doppler_max()

```
void pcps_acquisition_fine_doppler_cc::set_doppler_max (
    unsigned int doppler_max ) [inline]
```

Set maximum Doppler grid search.

Parameters

<i>doppler_max</i>	- Maximum Doppler shift considered in the grid search [Hz].
--------------------	---

Definition at line 152 of file pcps_acquisition_fine_doppler_cc.h.

10.277.3.9 `set_doppler_step()`

```
void pcps_acquisition_fine_doppler_cc::set_doppler_step (
    unsigned int doppler_step )
```

Set Doppler steps for the grid search.

Parameters

<i>doppler_step</i>	- Frequency bin of the search grid [Hz].
---------------------	--

10.277.3.10 `set_gnss_synchro()`

```
void pcps_acquisition_fine_doppler_cc::set_gnss_synchro (
    Gnss_Synchro * p_gnss_synchro ) [inline]
```

Set acquisition/tracking common [Gnss_Synchro](#) object pointer to exchange synchronization data between acquisition and tracking blocks.

Parameters

<i>p_gnss_synchro</i>	Satellite information shared by the processing blocks.
-----------------------	--

Definition at line 86 of file pcps_acquisition_fine_doppler_cc.h.

10.277.3.11 `set_local_code()`

```
void pcps_acquisition_fine_doppler_cc::set_local_code (
    std::complex< float > * code )
```

Sets local code for PCPS acquisition algorithm.

Parameters

<i>code</i>	- Pointer to the PRN code.
-------------	----------------------------

10.277.3.12 set_state()

```
void pcps_acquisition_fine_doppler_cc::set_state (
    int state )
```

If set to 1, ensures that acquisition starts at the first available sample.

Parameters

<i>state</i>	- int=1 forces start of acquisition
--------------	-------------------------------------

10.277.3.13 set_threshold()

```
void pcps_acquisition_fine_doppler_cc::set_threshold (
    float threshold ) [inline]
```

Set statistics threshold of PCPS algorithm.

Parameters

<i>threshold</i>	- Threshold for signal detection (check Navitec2012 , Algorithm 1, for a definition of this threshold).
------------------	---

Definition at line 143 of file pcps_acquisition_fine_doppler_cc.h.

The documentation for this class was generated from the following file:

- [pcps_acquisition_fine_doppler_cc.h](#)

10.278 pcps_acquisition_fpga Class Reference

This class implements a Parallel Code Phase Search Acquisition that uses the FPGA.

```
#include <pcps_acquisition_fpga.h>
```

Public Member Functions

- [~pcps_acquisition_fpga](#) ()=default
Destructor.
- void [set_gnss_synchro](#) ([Gnss_Synchro](#) *p_gnss_synchro)
Set acquisition/tracking common [Gnss_Synchro](#) object pointer to exchange synchronization data between acquisition and tracking blocks.
- uint32_t [mag](#) () const

- Returns the maximum peak of grid search.*
- void `init` ()
Initializes acquisition algorithm.
- void `set_local_code` ()
Sets local code for PCPS acquisition algorithm.
- void `set_state` (int32_t state)
If set to 1, ensures that acquisition starts at the first available sample.
- void `set_active` (bool active)
Starts acquisition algorithm, turning from standby mode to active mode.
- void `set_channel` (uint32_t channel)
Set acquisition channel unique ID.
- void `set_channel_fsm` (std::weak_ptr< [ChannelFsm](#) > channel_fsm)
Set channel fsm associated to this acquisition instance.
- void `set_threshold` (float threshold)
Set statistics threshold of PCPS algorithm.
- void `set_doppler_max` (uint32_t doppler_max)
Set maximum Doppler grid search.
- void `set_doppler_step` (uint32_t doppler_step)
Set Doppler steps for the grid search.
- void `set_doppler_center` (int32_t doppler_center)
Set Doppler center frequency for the grid search. It will refresh the Doppler grid.
- void `reset_acquisition` ()
This function triggers a HW reset of the FPGA PL.
- void `stop_acquisition` ()
stop the acquisition and the other FPGA modules.

Friends

- pcps_acquisition_fpga_sptr `pcps_make_acquisition_fpga` ([pcpsconf_fpga_t](#) conf_)

10.278.1 Detailed Description

This class implements a Parallel Code Phase Search Acquisition that uses the FPGA.

Check [An Open Source Galileo E1 Software Receiver](#), Algorithm 1, for a pseudocode description of this implementation.

Definition at line 77 of file `pcps_acquisition_fpga.h`.

10.278.2 Constructor & Destructor Documentation

10.278.2.1 ~pcps_acquisition_fpga()

```
pcps_acquisition_fpga::~pcps_acquisition_fpga ( ) [default]
```

Destructor.

10.278.3 Member Function Documentation

10.278.3.1 init()

```
void pcps_acquisition_fpga::init ( )
```

Initializes acquisition algorithm.

10.278.3.2 mag()

```
uint32_t pcps_acquisition_fpga::mag ( ) const [inline]
```

Returns the maximum peak of grid search.

Definition at line 98 of file pcps_acquisition_fpga.h.

10.278.3.3 reset_acquisition()

```
void pcps_acquisition_fpga::reset_acquisition ( )
```

This function triggers a HW reset of the FPGA PL.

10.278.3.4 set_active()

```
void pcps_acquisition_fpga::set_active (
    bool active )
```

Starts acquisition algorithm, turning from standby mode to active mode.

Parameters

<i>active</i>	- bool that activates/deactivates the block.
---------------	--

10.278.3.5 set_channel()

```
void pcps_acquisition_fpga::set_channel (
    uint32_t channel ) [inline]
```

Set acquisition channel unique ID.

Parameters

<i>channel</i>	- receiver channel.
----------------	---------------------

Definition at line 131 of file pcps_acquisition_fpga.h.

10.278.3.6 set_channel_fsm()

```
void pcps_acquisition_fpga::set_channel_fsm (
    std::weak_ptr< ChannelFsm > channel_fsm ) [inline]
```

Set channel fsm associated to this acquisition instance.

Definition at line 139 of file pcps_acquisition_fpga.h.

10.278.3.7 set_doppler_center()

```
void pcps_acquisition_fpga::set_doppler_center (
    int32_t doppler_center ) [inline]
```

Set Doppler center frequency for the grid search. It will refresh the Doppler grid.

Parameters

<i>doppler_center</i>	- Frequency center of the search grid [Hz].
-----------------------	---

Definition at line 178 of file pcps_acquisition_fpga.h.

10.278.3.8 set_doppler_max()

```
void pcps_acquisition_fpga::set_doppler_max (
    uint32_t doppler_max ) [inline]
```

Set maximum Doppler grid search.

Parameters

<i>doppler_max</i>	- Maximum Doppler shift considered in the grid search [Hz].
--------------------	---

Definition at line 158 of file pcps_acquisition_fpga.h.

10.278.3.9 set_doppler_step()

```
void pcps_acquisition_fpga::set_doppler_step (
    uint32_t doppler_step ) [inline]
```

Set Doppler steps for the grid search.

Parameters

<i>doppler_step</i>	- Frequency bin of the search grid [Hz].
---------------------	--

Definition at line 168 of file pcps_acquisition_fpga.h.

10.278.3.10 set_gnss_synchro()

```
void pcps_acquisition_fpga::set_gnss_synchro (
    Gnss_Synchro * p_gnss_synchro ) [inline]
```

Set acquisition/tracking common [Gnss_Synchro](#) object pointer to exchange synchronization data between acquisition and tracking blocks.

Parameters

<i>p_gnss_synchro</i>	Satellite information shared by the processing blocks.
-----------------------	--

Definition at line 90 of file pcps_acquisition_fpga.h.

10.278.3.11 set_local_code()

```
void pcps_acquisition_fpga::set_local_code ( )
```

Sets local code for PCPS acquisition algorithm.

10.278.3.12 set_state()

```
void pcps_acquisition_fpga::set_state (
    int32_t state )
```

If set to 1, ensures that acquisition starts at the first available sample.

Parameters

<i>state</i>	- int=1 forces start of acquisition
--------------	-------------------------------------

10.278.3.13 set_threshold()

```
void pcps_acquisition_fpga::set_threshold (
    float threshold ) [inline]
```

Set statistics threshold of PCPS algorithm.

Parameters

<i>threshold</i>	- Threshold for signal detection (check Navitec2012 , Algorithm 1, for a definition of this threshold).
------------------	---

Definition at line 149 of file pcps_acquisition_fpga.h.

10.278.3.14 stop_acquisition()

```
void pcps_acquisition_fpga::stop_acquisition ( )
```

stop the acquisition and the other FPGA modules.

The documentation for this class was generated from the following file:

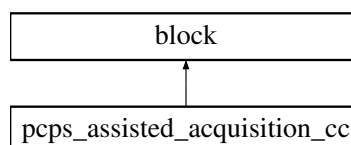
- [pcps_acquisition_fpga.h](#)

10.279 pcps_assisted_acquisition_cc Class Reference

This class implements a Parallel Code Phase Search Acquisition.

```
#include <pcps_assisted_acquisition_cc.h>
```

Inheritance diagram for pcps_assisted_acquisition_cc:



Public Member Functions

- [~pcps_assisted_acquisition_cc](#) ()
Default destructor.
- void [set_gnss_synchro](#) ([Gnss_Synchro](#) *p_gnss_synchro)
Set acquisition/tracking common [Gnss_Synchro](#) object pointer to exchange synchronization data between acquisition and tracking blocks.
- uint32_t [mag](#) () const
Returns the maximum peak of grid search.
- void [init](#) ()
Initializes acquisition algorithm.
- void [set_local_code](#) (std::complex< float > *code)
Sets local code for PCPS acquisition algorithm.
- void [set_active](#) (bool active)
Starts acquisition algorithm, turning from standby mode to active mode.
- void [set_channel](#) (uint32_t channel)
Set acquisition channel unique ID.
- void [set_channel_fsm](#) (std::weak_ptr< [ChannelFsm](#) > channel_fsm)
Set channel fsm associated to this acquisition instance.
- void [set_threshold](#) (float threshold)
Set statistics threshold of PCPS algorithm.
- void [set_state](#) (int32_t state)
- void [set_doppler_max](#) (uint32_t doppler_max)
Set maximum Doppler grid search.
- void [set_doppler_step](#) (uint32_t doppler_step)
Set Doppler steps for the grid search.
- int [general_work](#) (int noutput_items, gr_vector_int &ninput_items, gr_vector_const_void_star &input_items, gr_vector_void_star &output_items)
Parallel Code Phase Search Acquisition signal processing.
- void [forecast](#) (int noutput_items, gr_vector_int &ninput_items_required)

Friends

- pcps_assisted_acquisition_cc_sptr [pcps_make_assisted_acquisition_cc](#) (int32_t max_dwells, uint32_t sampled_ms, int32_t doppler_max, int32_t doppler_min, int64_t fs_in, int32_t samples_per_ms, bool dump, const std::string &dump_filename, bool enable_monitor_output)

10.279.1 Detailed Description

This class implements a Parallel Code Phase Search Acquisition.

Check [An Open Source Galileo E1 Software Receiver](#), Algorithm 1, for a pseudocode description of this implementation.

Definition at line 75 of file pcps_assisted_acquisition_cc.h.

10.279.2 Constructor & Destructor Documentation

10.279.2.1 `~pcps_assisted_acquisition_cc()`

```
pcps_assisted_acquisition_cc::~pcps_assisted_acquisition_cc ( )
```

Default destructor.

10.279.3 Member Function Documentation

10.279.3.1 `general_work()`

```
int pcps_assisted_acquisition_cc::general_work (
    int noutput_items,
    gr_vector_int & ninput_items,
    gr_vector_const_void_star & input_items,
    gr_vector_void_star & output_items )
```

Parallel Code Phase Search Acquisition signal processing.

10.279.3.2 `init()`

```
void pcps_assisted_acquisition_cc::init ( )
```

Initializes acquisition algorithm.

10.279.3.3 `mag()`

```
uint32_t pcps_assisted_acquisition_cc::mag ( ) const [inline]
```

Returns the maximum peak of grid search.

Definition at line 96 of file `pcps_assisted_acquisition_cc.h`.

10.279.3.4 `set_active()`

```
void pcps_assisted_acquisition_cc::set_active (
    bool active ) [inline]
```

Starts acquisition algorithm, turning from standby mode to active mode.

Parameters

<i>active</i>	- bool that activates/deactivates the block.
---------------	--

Definition at line 117 of file pcps_assisted_acquisition_cc.h.

10.279.3.5 set_channel()

```
void pcps_assisted_acquisition_cc::set_channel (
    uint32_t channel ) [inline]
```

Set acquisition channel unique ID.

Parameters

<i>channel</i>	- receiver channel.
----------------	---------------------

Definition at line 126 of file pcps_assisted_acquisition_cc.h.

10.279.3.6 set_channel_fsm()

```
void pcps_assisted_acquisition_cc::set_channel_fsm (
    std::weak_ptr< ChannelFsm > channel_fsm ) [inline]
```

Set channel fsm associated to this acquisition instance.

Definition at line 134 of file pcps_assisted_acquisition_cc.h.

10.279.3.7 set_doppler_max()

```
void pcps_assisted_acquisition_cc::set_doppler_max (
    uint32_t doppler_max ) [inline]
```

Set maximum Doppler grid search.

Parameters

<i>doppler_max</i>	- Maximum Doppler shift considered in the grid search [Hz].
--------------------	---

Definition at line 158 of file pcps_assisted_acquisition_cc.h.

10.279.3.8 set_doppler_step()

```
void pcps_assisted_acquisition_cc::set_doppler_step (
    uint32_t doppler_step )
```

Set Doppler steps for the grid search.

Parameters

<i>doppler_step</i>	- Frequency bin of the search grid [Hz].
---------------------	--

10.279.3.9 set_gnss_synchro()

```
void pcps_assisted_acquisition_cc::set_gnss_synchro (
    Gnss_Synchro * p_gnss_synchro ) [inline]
```

Set acquisition/tracking common [Gnss_Synchro](#) object pointer to exchange synchronization data between acquisition and tracking blocks.

Parameters

<i>p_gnss_synchro</i>	Satellite information shared by the processing blocks.
-----------------------	--

Definition at line 88 of file pcps_assisted_acquisition_cc.h.

10.279.3.10 set_local_code()

```
void pcps_assisted_acquisition_cc::set_local_code (
    std::complex< float > * code )
```

Sets local code for PCPS acquisition algorithm.

Parameters

<i>code</i>	- Pointer to the PRN code.
-------------	----------------------------

10.279.3.11 set_threshold()

```
void pcps_assisted_acquisition_cc::set_threshold (
    float threshold ) [inline]
```

Set statistics threshold of PCPS algorithm.

Parameters

<i>threshold</i>	- Threshold for signal detection (check Navitec2012 , Algorithm 1, for a definition of this threshold).
------------------	---

Definition at line 144 of file `pcps_assisted_acquisition_cc.h`.

The documentation for this class was generated from the following file:

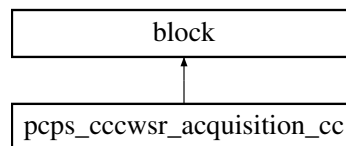
- [pcps_assisted_acquisition_cc.h](#)

10.280 pcps_cccwsr_acquisition_cc Class Reference

This class implements a Parallel Code Phase Search Acquisition with Coherent [Channel](#) Combining With Sign Recovery scheme.

```
#include <pcps_cccwsr_acquisition_cc.h>
```

Inheritance diagram for `pcps_cccwsr_acquisition_cc`:



Public Member Functions

- [~pcps_cccwsr_acquisition_cc](#) ()
Default destructor.
- void [set_gnss_synchro](#) ([Gnss_Synchro](#) *p_gnss_synchro)
Set acquisition/tracking common [Gnss_Synchro](#) object pointer to exchange synchronization data between acquisition and tracking blocks.
- uint32_t [mag](#) () const
Returns the maximum peak of grid search.
- void [init](#) ()
Initializes acquisition algorithm.
- void [set_local_code](#) (std::complex< float > *code_data, std::complex< float > *code_pilot)
Sets local code for CCCWSR acquisition algorithm.
- void [set_active](#) (bool active)
Starts acquisition algorithm, turning from standby mode to active mode.
- void [set_state](#) (int32_t state)
If set to 1, ensures that acquisition starts at the first available sample.
- void [set_channel](#) (uint32_t channel)
Set acquisition channel unique ID.
- void [set_channel_fsm](#) (std::weak_ptr< [ChannelFsm](#) > channel_fsm)
Set channel fsm associated to this acquisition instance.
- void [set_threshold](#) (float threshold)
Set statistics threshold of CCCWSR algorithm.
- void [set_doppler_max](#) (uint32_t doppler_max)
Set maximum Doppler grid search.
- void [set_doppler_step](#) (uint32_t doppler_step)
Set Doppler steps for the grid search.
- int [general_work](#) (int noutput_items, gr_vector_int &ninput_items, gr_vector_const_void_star &input_items, gr_vector_void_star &output_items)
Coherent [Channel](#) Combining With Sign Recovery Acquisition signal processing.

Friends

- pcps_cccwsr_acquisition_cc_sptr **pcps_cccwsr_make_acquisition_cc** (uint32_t sampled_ms, uint32_t max_dwells, uint32_t doppler_max, int64_t fs_in, int32_t samples_per_ms, int32_t samples_per_code, bool dump, const std::string &dump_filename, bool enable_monitor_output)

10.280.1 Detailed Description

This class implements a Parallel Code Phase Search Acquisition with Coherent [Channel](#) Combining With Sign Recovery scheme.

Definition at line 62 of file pcps_cccwsr_acquisition_cc.h.

10.280.2 Constructor & Destructor Documentation

10.280.2.1 ~pcps_cccwsr_acquisition_cc()

```
pcps_cccwsr_acquisition_cc::~pcps_cccwsr_acquisition_cc ( )
```

Default destructor.

10.280.3 Member Function Documentation

10.280.3.1 general_work()

```
int pcps_cccwsr_acquisition_cc::general_work (
    int noutput_items,
    gr_vector_int & ninput_items,
    gr_vector_const_void_star & input_items,
    gr_vector_void_star & output_items )
```

Coherent [Channel](#) Combining With Sign Recovery Acquisition signal processing.

10.280.3.2 init()

```
void pcps_cccwsr_acquisition_cc::init ( )
```

Initializes acquisition algorithm.

10.280.3.3 mag()

```
uint32_t pcps_cccwsr_acquisition_cc::mag ( ) const [inline]
```

Returns the maximum peak of grid search.

Definition at line 83 of file pcps_cccwsr_acquisition_cc.h.

10.280.3.4 set_active()

```
void pcps_cccwsr_acquisition_cc::set_active (
    bool active ) [inline]
```

Starts acquisition algorithm, turning from standby mode to active mode.

Parameters

<i>active</i>	- bool that activates/deactivates the block.
---------------	--

Definition at line 105 of file pcps_cccwsr_acquisition_cc.h.

10.280.3.5 set_channel()

```
void pcps_cccwsr_acquisition_cc::set_channel (
    uint32_t channel ) [inline]
```

Set acquisition channel unique ID.

Parameters

<i>channel</i>	- receiver channel.
----------------	---------------------

Definition at line 121 of file pcps_cccwsr_acquisition_cc.h.

10.280.3.6 set_channel_fsm()

```
void pcps_cccwsr_acquisition_cc::set_channel_fsm (
    std::weak_ptr< ChannelFsm > channel_fsm ) [inline]
```

Set channel fsm associated to this acquisition instance.

Definition at line 129 of file pcps_cccwsr_acquisition_cc.h.

10.280.3.7 set_doppler_max()

```
void pcps_cccwsr_acquisition_cc::set_doppler_max (
    uint32_t doppler_max ) [inline]
```

Set maximum Doppler grid search.

Parameters

<i>doppler_max</i>	- Maximum Doppler shift considered in the grid search [Hz].
--------------------	---

Definition at line 148 of file pcps_cccwsr_acquisition_cc.h.

10.280.3.8 set_doppler_step()

```
void pcps_cccwsr_acquisition_cc::set_doppler_step (
    uint32_t doppler_step ) [inline]
```

Set Doppler steps for the grid search.

Parameters

<i>doppler_step</i>	- Frequency bin of the search grid [Hz].
---------------------	--

Definition at line 157 of file pcps_cccwsr_acquisition_cc.h.

10.280.3.9 set_gnss_synchro()

```
void pcps_cccwsr_acquisition_cc::set_gnss_synchro (
    Gnss_Synchro * p_gnss_synchro ) [inline]
```

Set acquisition/tracking common [Gnss_Synchro](#) object pointer to exchange synchronization data between acquisition and tracking blocks.

Parameters

<i>p_gnss_synchro</i>	Satellite information shared by the processing blocks.
-----------------------	--

Definition at line 75 of file pcps_cccwsr_acquisition_cc.h.

10.280.3.10 set_local_code()

```
void pcps_cccwsr_acquisition_cc::set_local_code (
```

```
std::complex< float > * code_data,
std::complex< float > * code_pilot )
```

Sets local code for CCCWSR acquisition algorithm.

Parameters

<i>data_code</i>	- Pointer to the data PRN code.
<i>pilot_code</i>	- Pointer to the pilot PRN code.

10.280.3.11 set_state()

```
void pcps_cccwsr_acquisition_cc::set_state (
    int32_t state )
```

If set to 1, ensures that acquisition starts at the first available sample.

Parameters

<i>state</i>	- int=1 forces start of acquisition
--------------	-------------------------------------

10.280.3.12 set_threshold()

```
void pcps_cccwsr_acquisition_cc::set_threshold (
    float threshold ) [inline]
```

Set statistics threshold of CCCWSR algorithm.

Parameters

<i>threshold</i>	- Threshold for signal detection (check Navitec2012 , Algorithm 1, for a definition of this threshold).
------------------	---

Definition at line 139 of file pcps_cccwsr_acquisition_cc.h.

The documentation for this class was generated from the following file:

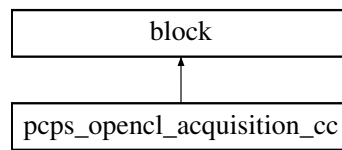
- [pcps_cccwsr_acquisition_cc.h](#)

10.281 pcps_openc1_acquisition_cc Class Reference

This class implements a Parallel Code Phase Search Acquisition.

```
#include <pcps_openc1_acquisition_cc.h>
```

Inheritance diagram for pcps_openc1_acquisition_cc:



Public Member Functions

- [~pcps_openc1_acquisition_cc](#) ()
Default destructor.
- void [set_gnss_synchro](#) ([Gnss_Synchro](#) *p_gnss_synchro)
Set acquisition/tracking common [Gnss_Synchro](#) object pointer to exchange synchronization data between acquisition and tracking blocks.
- uint32_t [mag](#) () const
Returns the maximum peak of grid search.
- void [init](#) ()
Initializes acquisition algorithm.
- void [set_local_code](#) (std::complex< float > *code)
Sets local code for PCPS acquisition algorithm.
- void [set_active](#) (bool active)
Starts acquisition algorithm, turning from standby mode to active mode.
- void [set_state](#) (int state)
If set to 1, ensures that acquisition starts at the first available sample.
- void [set_channel](#) (uint32_t channel)
Set acquisition channel unique ID.
- void [set_channel_fsm](#) (std::weak_ptr< [ChannelFsm](#) > channel_fsm)
Set channel fsm associated to this acquisition instance.
- void [set_threshold](#) (float threshold)
Set statistics threshold of PCPS algorithm.
- void [set_doppler_max](#) (uint32_t doppler_max)
Set maximum Doppler grid search.
- void [set_doppler_step](#) (uint32_t doppler_step)
Set Doppler steps for the grid search.
- bool [openc1_ready](#) () const
- void [acquisition_core_volk](#) ()
- void [acquisition_core_openc1](#) ()
- int [general_work](#) (int noutput_items, gr_vector_int &ninput_items, gr_vector_const_void_star &input_items, gr_vector_void_star &output_items)
Parallel Code Phase Search Acquisition signal processing.

Friends

- pcps_openc1_acquisition_cc_sptr [pcps_make_openc1_acquisition_cc](#) (uint32_t sampled_ms, uint32_t max_dwells, uint32_t doppler_max, int64_t fs_in, int samples_per_ms, int samples_per_code, bool bit_transition_flag, bool dump, const std::string &dump_filename, bool enable_monitor_output)

10.281.1 Detailed Description

This class implements a Parallel Code Phase Search Acquisition.

Check [An Open Source Galileo E1 Software Receiver](#), Algorithm 1, for a pseudocode description of this implementation.

Definition at line 83 of file `pcps_openc1_acquisition_cc.h`.

10.281.2 Constructor & Destructor Documentation

10.281.2.1 `~pcps_openc1_acquisition_cc()`

```
pcps_openc1_acquisition_cc::~~pcps_openc1_acquisition_cc ( )
```

Default destructor.

10.281.3 Member Function Documentation

10.281.3.1 `general_work()`

```
int pcps_openc1_acquisition_cc::general_work (
    int noutput_items,
    gr_vector_int & ninput_items,
    gr_vector_const_void_star & input_items,
    gr_vector_void_star & output_items )
```

Parallel Code Phase Search Acquisition signal processing.

10.281.3.2 `init()`

```
void pcps_openc1_acquisition_cc::init ( )
```

Initializes acquisition algorithm.

10.281.3.3 `mag()`

```
uint32_t pcps_openc1_acquisition_cc::mag ( ) const [inline]
```

Returns the maximum peak of grid search.

Definition at line 104 of file `pcps_openc1_acquisition_cc.h`.

10.281.3.4 `set_active()`

```
void pcps_openc1_acquisition_cc::set_active (
    bool active ) [inline]
```

Starts acquisition algorithm, turning from standby mode to active mode.

Parameters

<i>active</i>	- bool that activates/deactivates the block.
---------------	--

Definition at line 125 of file pcps_openc1_acquisition_cc.h.

10.281.3.5 set_channel()

```
void pcps_openc1_acquisition_cc::set_channel (
    uint32_t channel ) [inline]
```

Set acquisition channel unique ID.

Parameters

<i>channel</i>	- receiver channel.
----------------	---------------------

Definition at line 141 of file pcps_openc1_acquisition_cc.h.

10.281.3.6 set_channel_fsm()

```
void pcps_openc1_acquisition_cc::set_channel_fsm (
    std::weak_ptr< ChannelFsm > channel_fsm ) [inline]
```

Set channel fsm associated to this acquisition instance.

Definition at line 149 of file pcps_openc1_acquisition_cc.h.

10.281.3.7 set_doppler_max()

```
void pcps_openc1_acquisition_cc::set_doppler_max (
    uint32_t doppler_max ) [inline]
```

Set maximum Doppler grid search.

Parameters

<i>doppler_max</i>	- Maximum Doppler shift considered in the grid search [Hz].
--------------------	---

Definition at line 168 of file pcps_openc1_acquisition_cc.h.

10.281.3.8 set_doppler_step()

```
void pcps_openc1_acquisition_cc::set_doppler_step (
    uint32_t doppler_step ) [inline]
```

Set Doppler steps for the grid search.

Parameters

<i>doppler_step</i>	- Frequency bin of the search grid [Hz].
---------------------	--

Definition at line 177 of file pcps_openc1_acquisition_cc.h.

10.281.3.9 set_gnss_synchro()

```
void pcps_openc1_acquisition_cc::set_gnss_synchro (
    Gnss_Synchro * p_gnss_synchro ) [inline]
```

Set acquisition/tracking common [Gnss_Synchro](#) object pointer to exchange synchronization data between acquisition and tracking blocks.

Parameters

<i>p_gnss_synchro</i>	Satellite information shared by the processing blocks.
-----------------------	--

Definition at line 96 of file pcps_openc1_acquisition_cc.h.

10.281.3.10 set_local_code()

```
void pcps_openc1_acquisition_cc::set_local_code (
    std::complex< float > * code )
```

Sets local code for PCPS acquisition algorithm.

Parameters

<i>code</i>	- Pointer to the PRN code.
-------------	----------------------------

10.281.3.11 set_state()

```
void pcps_openc1_acquisition_cc::set_state (
    int state )
```

If set to 1, ensures that acquisition starts at the first available sample.

Parameters

<i>state</i>	- int=1 forces start of acquisition
--------------	-------------------------------------

10.281.3.12 `set_threshold()`

```
void pcps_openc1_acquisition_cc::set_threshold (
    float threshold ) [inline]
```

Set statistics threshold of PCPS algorithm.

Parameters

<i>threshold</i>	- Threshold for signal detection (check Navitec2012 , Algorithm 1, for a definition of this threshold).
------------------	---

Definition at line 159 of file `pcps_openc1_acquisition_cc.h`.

The documentation for this class was generated from the following file:

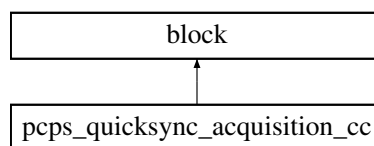
- [pcps_openc1_acquisition_cc.h](#)

10.282 `pcps_quicksync_acquisition_cc` Class Reference

This class implements a Parallel Code Phase Search Acquisition with the implementation of the Sparse QuickSync Algorithm.

```
#include <pcps_quicksync_acquisition_cc.h>
```

Inheritance diagram for `pcps_quicksync_acquisition_cc`:



Public Member Functions

- [~pcps_quicksync_acquisition_cc](#) ()
Default destructor.
- void [set_gnss_synchro](#) ([Gnss_Synchro](#) *p_gnss_synchro)
Set acquisition/tracking common [Gnss_Synchro](#) object pointer to exchange synchronization data between acquisition and tracking blocks.
- uint32_t [mag](#) () const
Returns the maximum peak of grid search.

- void `init ()`
Initializes acquisition algorithm.
- void `set_local_code` (std::complex< float > *code)
Sets local code for PCPS acquisition algorithm.
- void `set_active` (bool active)
Starts acquisition algorithm, turning from standby mode to active mode.
- void `set_state` (int32_t state)
If set to 1, ensures that acquisition starts at the first available sample.
- void `set_channel` (uint32_t channel)
Set acquisition channel unique ID.
- void `set_channel_fsm` (std::weak_ptr< ChannelFsm > channel_fsm)
Set channel fsm associated to this acquisition instance.
- void `set_threshold` (float threshold)
Set statistics threshold of PCPS algorithm.
- void `set_doppler_max` (uint32_t doppler_max)
Set maximum Doppler grid search.
- void `set_doppler_step` (uint32_t doppler_step)
Set Doppler steps for the grid search.
- int `general_work` (int noutput_items, gr_vector_int &ninput_items, gr_vector_const_void_star &input_items, gr_vector_void_star &output_items)
Parallel Code Phase Search Acquisition signal processing.

Friends

- pcps_quicksync_acquisition_cc_sptr **pcps_quicksync_make_acquisition_cc** (uint32_t folding_factor, uint32_t sampled_ms, uint32_t max_dwells, uint32_t doppler_max, int64_t fs_in, int32_t samples_per_ms, int32_t samples_per_code, bool bit_transition_flag, bool dump, const std::string &dump_filename, bool enable_monitor_output)

10.282.1 Detailed Description

This class implements a Parallel Code Phase Search Acquisition with the implementation of the Sparse QuickSync Algorithm.

Check [Faster GPS via the Sparse Fourier Transform](#), for details of its implementation and functionality.

Definition at line 84 of file pcps_quicksync_acquisition_cc.h.

10.282.2 Constructor & Destructor Documentation

10.282.2.1 ~pcps_quicksync_acquisition_cc()

```
pcps_quicksync_acquisition_cc::~pcps_quicksync_acquisition_cc ( )
```

Default destructor.

10.282.3 Member Function Documentation

10.282.3.1 `general_work()`

```
int pcps_quicksync_acquisition_cc::general_work (
    int noutput_items,
    gr_vector_int & ninput_items,
    gr_vector_const_void_star & input_items,
    gr_vector_void_star & output_items )
```

Parallel Code Phase Search Acquisition signal processing.

10.282.3.2 `init()`

```
void pcps_quicksync_acquisition_cc::init ( )
```

Initializes acquisition algorithm.

10.282.3.3 `mag()`

```
uint32_t pcps_quicksync_acquisition_cc::mag ( ) const [inline]
```

Returns the maximum peak of grid search.

Definition at line 105 of file `pcps_quicksync_acquisition_cc.h`.

10.282.3.4 `set_active()`

```
void pcps_quicksync_acquisition_cc::set_active (
    bool active ) [inline]
```

Starts acquisition algorithm, turning from standby mode to active mode.

Parameters

<i>active</i>	- bool that activates/deactivates the block.
---------------	--

Definition at line 126 of file `pcps_quicksync_acquisition_cc.h`.

10.282.3.5 set_channel()

```
void pcps_quicksync_acquisition_cc::set_channel (
    uint32_t channel ) [inline]
```

Set acquisition channel unique ID.

Parameters

<i>channel</i>	- receiver channel.
----------------	---------------------

Definition at line 142 of file pcps_quicksync_acquisition_cc.h.

10.282.3.6 set_channel_fsm()

```
void pcps_quicksync_acquisition_cc::set_channel_fsm (
    std::weak_ptr< ChannelFsm > channel_fsm ) [inline]
```

Set channel fsm associated to this acquisition instance.

Definition at line 150 of file pcps_quicksync_acquisition_cc.h.

10.282.3.7 set_doppler_max()

```
void pcps_quicksync_acquisition_cc::set_doppler_max (
    uint32_t doppler_max ) [inline]
```

Set maximum Doppler grid search.

Parameters

<i>doppler_max</i>	- Maximum Doppler shift considered in the grid search [Hz].
--------------------	---

Definition at line 169 of file pcps_quicksync_acquisition_cc.h.

10.282.3.8 set_doppler_step()

```
void pcps_quicksync_acquisition_cc::set_doppler_step (
    uint32_t doppler_step ) [inline]
```

Set Doppler steps for the grid search.

Parameters

<i>doppler_step</i>	- Frequency bin of the search grid [Hz].
---------------------	--

Definition at line 178 of file pcps_quicksync_acquisition_cc.h.

10.282.3.9 `set_gnss_synchro()`

```
void pcps_quicksync_acquisition_cc::set_gnss_synchro (
    Gnss_Synchro * p_gnss_synchro ) [inline]
```

Set acquisition/tracking common [Gnss_Synchro](#) object pointer to exchange synchronization data between acquisition and tracking blocks.

Parameters

<i>p_gnss_synchro</i>	Satellite information shared by the processing blocks.
-----------------------	--

Definition at line 97 of file pcps_quicksync_acquisition_cc.h.

10.282.3.10 `set_local_code()`

```
void pcps_quicksync_acquisition_cc::set_local_code (
    std::complex< float > * code )
```

Sets local code for PCPS acquisition algorithm.

Parameters

<i>code</i>	- Pointer to the PRN code.
-------------	----------------------------

10.282.3.11 `set_state()`

```
void pcps_quicksync_acquisition_cc::set_state (
    int32_t state )
```

If set to 1, ensures that acquisition starts at the first available sample.

Parameters

<i>state</i>	- int=1 forces start of acquisition
--------------	-------------------------------------

10.282.3.12 set_threshold()

```
void pcps_quicksync_acquisition_cc::set_threshold (
    float threshold ) [inline]
```

Set statistics threshold of PCPS algorithm.

Parameters

<i>threshold</i>	- Threshold for signal detection (check Navitec2012 , Algorithm 1, for a definition of this threshold).
------------------	---

Definition at line 160 of file pcps_quicksync_acquisition_cc.h.

The documentation for this class was generated from the following file:

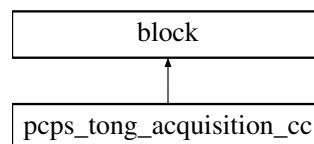
- [pcps_quicksync_acquisition_cc.h](#)

10.283 pcps_tong_acquisition_cc Class Reference

This class implements a Parallel Code Phase Search Acquisition with Tong algorithm.

```
#include <pcps_tong_acquisition_cc.h>
```

Inheritance diagram for pcps_tong_acquisition_cc:



Public Member Functions

- [~pcps_tong_acquisition_cc](#) ()
Default destructor.
- void [set_gnss_synchro](#) ([Gnss_Synchro](#) *p_gnss_synchro)
Set acquisition/tracking common [Gnss_Synchro](#) object pointer to exchange synchronization data between acquisition and tracking blocks.
- [uint32_t mag](#) () const
Returns the maximum peak of grid search.
- void [init](#) ()
Initializes acquisition algorithm.
- void [set_local_code](#) (std::complex< float > *code)
Sets local code for TONG acquisition algorithm.
- void [set_active](#) (bool active)
Starts acquisition algorithm, turning from standby mode to active mode.

- void [set_state](#) (int32_t state)
If set to 1, ensures that acquisition starts at the first available sample.
- void [set_channel](#) (uint32_t channel)
Set acquisition channel unique ID.
- void [set_channel_fsm](#) (std::weak_ptr< [ChannelFsm](#) > channel_fsm)
Set channel fsm associated to this acquisition instance.
- void [set_threshold](#) (float threshold)
Set statistics threshold of TONG algorithm.
- void [set_doppler_max](#) (uint32_t doppler_max)
Set maximum Doppler grid search.
- void [set_doppler_step](#) (uint32_t doppler_step)
Set Doppler steps for the grid search.
- int [general_work](#) (int noutput_items, gr_vector_int &ninput_items, gr_vector_const_void_star &input_items, gr_vector_void_star &output_items)
Parallel Code Phase Search Acquisition signal processing.

Friends

- pcps_tong_acquisition_cc_sptr **pcps_tong_make_acquisition_cc** (uint32_t sampled_ms, uint32_t doppler_max, int64_t fs_in, int32_t samples_per_ms, int32_t samples_per_code, uint32_t tong_init_val, uint32_t tong_max_val, uint32_t tong_max_dwells, bool dump, const std::string &dump_filename, bool enable_monitor_output)

10.283.1 Detailed Description

This class implements a Parallel Code Phase Search Acquisition with Tong algorithm.

Definition at line 78 of file pcps_tong_acquisition_cc.h.

10.283.2 Constructor & Destructor Documentation

10.283.2.1 ~pcps_tong_acquisition_cc()

```
pcps_tong_acquisition_cc::~pcps_tong_acquisition_cc ( )
```

Default destructor.

10.283.3 Member Function Documentation

10.283.3.1 general_work()

```
int pcps_tong_acquisition_cc::general_work (
    int noutput_items,
    gr_vector_int & ninput_items,
    gr_vector_const_void_star & input_items,
    gr_vector_void_star & output_items )
```

Parallel Code Phase Search Acquisition signal processing.

10.283.3.2 init()

```
void pcps_tong_acquisition_cc::init ( )
```

Initializes acquisition algorithm.

10.283.3.3 mag()

```
uint32_t pcps_tong_acquisition_cc::mag ( ) const [inline]
```

Returns the maximum peak of grid search.

Definition at line 99 of file pcps_tong_acquisition_cc.h.

10.283.3.4 set_active()

```
void pcps_tong_acquisition_cc::set_active (
    bool active ) [inline]
```

Starts acquisition algorithm, turning from standby mode to active mode.

Parameters

<i>active</i>	- bool that activates/deactivates the block.
---------------	--

Definition at line 120 of file pcps_tong_acquisition_cc.h.

10.283.3.5 set_channel()

```
void pcps_tong_acquisition_cc::set_channel (
    uint32_t channel ) [inline]
```

Set acquisition channel unique ID.

Parameters

<i>channel</i>	- receiver channel.
----------------	---------------------

Definition at line 136 of file pcps_tong_acquisition_cc.h.

10.283.3.6 set_channel_fsm()

```
void pcps_tong_acquisition_cc::set_channel_fsm (
    std::weak_ptr< ChannelFsm > channel_fsm ) [inline]
```

Set channel fsm associated to this acquisition instance.

Definition at line 144 of file pcps_tong_acquisition_cc.h.

10.283.3.7 set_doppler_max()

```
void pcps_tong_acquisition_cc::set_doppler_max (
    uint32_t doppler_max ) [inline]
```

Set maximum Doppler grid search.

Parameters

<i>doppler_max</i>	- Maximum Doppler shift considered in the grid search [Hz].
--------------------	---

Definition at line 163 of file pcps_tong_acquisition_cc.h.

10.283.3.8 set_doppler_step()

```
void pcps_tong_acquisition_cc::set_doppler_step (
    uint32_t doppler_step ) [inline]
```

Set Doppler steps for the grid search.

Parameters

<i>doppler_step</i>	- Frequency bin of the search grid [Hz].
---------------------	--

Definition at line 172 of file pcps_tong_acquisition_cc.h.

10.283.3.9 set_gnss_synchro()

```
void pcps_tong_acquisition_cc::set_gnss_synchro (
    Gnss_Synchro * p_gnss_synchro ) [inline]
```

Set acquisition/tracking common [Gnss_Synchro](#) object pointer to exchange synchronization data between acquisition and tracking blocks.

Parameters

<i>p_gnss_synchro</i>	Satellite information shared by the processing blocks.
-----------------------	--

Definition at line 91 of file pcps_tong_acquisition_cc.h.

10.283.3.10 set_local_code()

```
void pcps_tong_acquisition_cc::set_local_code (
    std::complex< float > * code )
```

Sets local code for TONG acquisition algorithm.

Parameters

<i>code</i>	- Pointer to the PRN code.
-------------	----------------------------

10.283.3.11 set_state()

```
void pcps_tong_acquisition_cc::set_state (
    int32_t state )
```

If set to 1, ensures that acquisition starts at the first available sample.

Parameters

<i>state</i>	- int=1 forces start of acquisition
--------------	-------------------------------------

10.283.3.12 set_threshold()

```
void pcps_tong_acquisition_cc::set_threshold (
    float threshold ) [inline]
```

Set statistics threshold of TONG algorithm.

Parameters

<i>threshold</i>	- Threshold for signal detection (check Navitec2012 , Algorithm 1, for a definition of this threshold).
------------------	---

Definition at line 154 of file pcps_tong_acquisition_cc.h.

The documentation for this class was generated from the following file:

- [pcps_tong_acquisition_cc.h](#)

10.284 pcpsconf_fpga_t Struct Reference

Public Attributes

- std::string **device_name**
- int64_t **fs_in**
- float **doppler_step2**
- uint32_t * **all_fft_codes**
- uint32_t **doppler_max**
- uint32_t **select_queue_Fpga**
- uint32_t **downsampling_factor**
- uint32_t **total_block_exp**
- uint32_t **excludelimit**
- uint32_t **num_doppler_bins_step2**
- uint32_t **max_num_acqs**
- int32_t **samples_per_code**
- int32_t **code_length**
- bool **make_2_steps**
- bool **repeat_satellite**

10.284.1 Detailed Description

Definition at line 45 of file pcps_acquisition_fpga.h.

The documentation for this struct was generated from the following file:

- [pcps_acquisition_fpga.h](#)

10.285 pcv_t Struct Reference

Public Attributes

- int **sat**
- char **type** [[MAXANT](#)]
- char **code** [[MAXANT](#)]
- [gtime_t](#) **ts**
- [gtime_t](#) **te**
- double **off** [[NFREQ](#)][3]
- double **var** [[NFREQ](#)][19]

10.285.1 Detailed Description

Definition at line 399 of file `rtklib.h`.

The documentation for this struct was generated from the following file:

- [rtklib.h](#)

10.286 `pcvs_t` Struct Reference

Public Attributes

- `int` **n**
- `int` **nmax**
- `pcv_t` * **pcv**

10.286.1 Detailed Description

Definition at line 411 of file `rtklib.h`.

The documentation for this struct was generated from the following file:

- [rtklib.h](#)

10.287 `peph_t` Struct Reference

Public Attributes

- `gtime_t` **time**
- `int` **index**
- `double` **pos** [MAXSAT][4]
- `float` **std** [MAXSAT][4]
- `double` **vel** [MAXSAT][4]
- `float` **vst** [MAXSAT][4]
- `float` **cov** [MAXSAT][3]
- `float` **vco** [MAXSAT][3]

10.287.1 Detailed Description

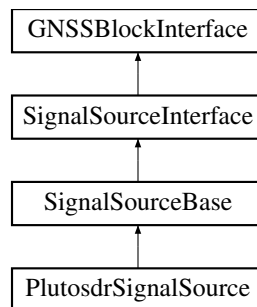
Definition at line 473 of file `rtklib.h`.

The documentation for this struct was generated from the following file:

- [rtklib.h](#)

10.288 PlutosdrSignalSource Class Reference

Inheritance diagram for PlutosdrSignalSource:



Public Member Functions

- **PlutosdrSignalSource** (const [ConfigurationInterface](#) *configuration, const std::string &role, unsigned int in_stream, unsigned int out_stream, [Concurrent_Queue](#)< pmt::pmt_t > *queue)
- **size_t item_size** () override
- void **connect** (gr::top_block_sptr top_block) override
- void **disconnect** (gr::top_block_sptr top_block) override
- gr::basic_block_sptr **get_left_block** () override
- gr::basic_block_sptr **get_right_block** () override

Additional Inherited Members

10.288.1 Detailed Description

Definition at line 49 of file `plutosdr_signal_source.h`.

The documentation for this class was generated from the following file:

- [plutosdr_signal_source.h](#)

10.289 pppcorr_t Struct Reference

Public Attributes

- int **nsta**
- char **stas** [MAXSTA][8]
- double **rr** [MAXSTA][3]
- int **ns** [MAXSTA]
- int **nsmax** [MAXSTA]
- int **nt** [MAXSTA]
- int **ntmax** [MAXSTA]
- [stec_t](#) * **stec** [MAXSTA]
- [trop_t](#) * **trop** [MAXSTA]

10.289.1 Detailed Description

Definition at line 735 of file rtklib.h.

The documentation for this struct was generated from the following file:

- [rtklib.h](#)

10.290 prcopt_t Struct Reference

Public Attributes

- int **mode**
- int **soltype**
- int **nf**
- int **navsys**
- double **elmin**
- [snrmask_t](#) **snrmask**
- int **sateph**
- int **modear**
- int **glomodear**
- int **bdsmodear**
- int **maxout**
- int **minlock**
- int **minfix**
- int **armaxiter**
- int **ionoopt**
- int **tropopt**
- int **dynamics**
- int **tidecorr**
- int **niter**
- int **codesmooth**
- int **intpref**
- int **sbscorr**
- int **sbassatsel**
- int **rovpos**
- int **refpos**
- double **eratio** [[NFREQ](#)]
- double **err** [5]
- double **std** [3]
- double **prn** [6]
- double **sclkstab**
- double **thresar** [8]
- double **elmaskar**
- double **elmaskhold**
- double **thresslip**
- double **maxtdiff**
- double **maxinno**
- double **maxgdop**
- double **baseline** [2]
- double **ru** [3]
- double **rb** [3]

- char **anttype** [2][[MAXANT](#)]
- double **antdel** [2][3]
- [pcv_t](#) **pcvr** [2]
- unsigned char **exsats** [MAXSAT]
- int **maxaveep**
- int **initrst**
- int **outsingle**
- char **rnxopt** [2][256]
- int **posopt** [6]
- int **syncsol**
- double **odisp** [2][6 * 11]
- [exterr_t](#) **exterr**
- int **freqopt**
- char **pppopt** [256]

10.290.1 Detailed Description

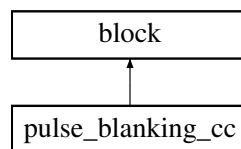
Definition at line 937 of file `rtklib.h`.

The documentation for this struct was generated from the following file:

- [rtklib.h](#)

10.291 pulse_blanking_cc Class Reference

Inheritance diagram for `pulse_blanking_cc`:



Public Member Functions

- int **general_work** (int noutput_items __attribute__((unused)), gr_vector_int &ninput_items __attribute__((unused)), gr_vector_const_void_star &input_items, gr_vector_void_star &output_items)

Friends

- `pulse_blanking_cc_sptr` **make_pulse_blanking_cc** (float pfa, int32_t length, int32_t n_segments_est, int32_t n_segments_reset)

10.291.1 Detailed Description

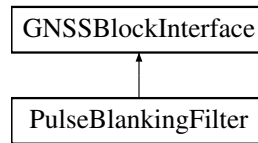
Definition at line 44 of file `pulse_blanking_cc.h`.

The documentation for this class was generated from the following file:

- [pulse_blanking_cc.h](#)

10.292 PulseBlankingFilter Class Reference

Inheritance diagram for PulseBlankingFilter:



Public Member Functions

- **PulseBlankingFilter** (const [ConfigurationInterface](#) *configuration, std::string role, unsigned int in_streams, unsigned int out_streams)
- std::string **role** () override
- std::string **implementation** () override
Returns "Pulse_Blanking_Filter".
- size_t **item_size** () override
- void **connect** (gr::top_block_sptr top_block) override
- void **disconnect** (gr::top_block_sptr top_block) override
- gr::basic_block_sptr **get_left_block** () override
- gr::basic_block_sptr **get_right_block** () override

10.292.1 Detailed Description

Definition at line 39 of file pulse_blanking_filter.h.

10.292.2 Member Function Documentation

10.292.2.1 implementation()

```
std::string PulseBlankingFilter::implementation ( ) [inline], [override], [virtual]
```

Returns "Pulse_Blanking_Filter".

Implements [GNSSBlockInterface](#).

Definition at line 54 of file pulse_blanking_filter.h.

The documentation for this class was generated from the following file:

- [pulse_blanking_filter.h](#)

10.293 Pvt_Conf Class Reference

Public Attributes

- `std::map< int, int > rtcm_msg_rate_ms`
- `std::string rinex_name = std::string("-")`
- `std::string dump_filename`
- `std::string nmea_dump_filename`
- `std::string nmea_dump_devname`
- `std::string rtcm_dump_devname`
- `std::string an_dump_devname`
- `std::string output_path = std::string(".")`
- `std::string rinex_output_path = std::string(".")`
- `std::string gpx_output_path = std::string(".")`
- `std::string geojson_output_path = std::string(".")`
- `std::string nmea_output_file_path = std::string(".")`
- `std::string kml_output_path = std::string(".")`
- `std::string xml_output_path = std::string(".")`
- `std::string rtcm_output_file_path = std::string(".")`
- `std::string udp_addresses`
- `std::string udp_eph_addresses`
- `uint32_t type_of_receiver = 0`
- `uint32_t observable_interval_ms = 20`
- `int32_t output_rate_ms = 0`
- `int32_t display_rate_ms = 0`
- `int32_t kml_rate_ms = 1000`
- `int32_t gpx_rate_ms = 1000`
- `int32_t geojson_rate_ms = 1000`
- `int32_t nmea_rate_ms = 1000`
- `int32_t rinex_version = 0`
- `int32_t rinexobs_rate_ms = 0`
- `int32_t an_rate_ms = 1000`
- `int32_t max_obs_block_rx_clock_offset_ms = 40`
- `int udp_port = 0`
- `int udp_eph_port = 0`
- `int rtk_trace_level = 0`
- `uint16_t rtcm_tcp_port = 0`
- `uint16_t rtcm_station_id = 0`
- `bool flag_nmea_tty_port = false`
- `bool flag_rtcm_server = false`
- `bool flag_rtcm_tty_port = false`
- `bool output_enabled = true`
- `bool rinex_output_enabled = true`
- `bool gpx_output_enabled = true`
- `bool geojson_output_enabled = true`
- `bool nmea_output_file_enabled = true`
- `bool an_output_enabled = false`
- `bool kml_output_enabled = true`
- `bool xml_output_enabled = true`
- `bool rtcm_output_file_enabled = true`
- `bool monitor_enabled = false`
- `bool monitor_ephemeris_enabled = false`
- `bool protobuf_enabled = true`
- `bool enable_rx_clock_correction = true`

- bool **show_local_time_zone** = false
- bool **pre_2009_file** = false
- bool **dump** = false
- bool **dump_mat** = true
- bool **log_source_timetag**
- std::string **log_source_timetag_file**

10.293.1 Detailed Description

Definition at line 30 of file pvt_conf.h.

The documentation for this class was generated from the following file:

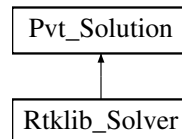
- [pvt_conf.h](#)

10.294 Pvt_Solution Class Reference

Base class for a PVT solution.

```
#include <pvt_solution.h>
```

Inheritance diagram for Pvt_Solution:



Public Member Functions

- void **set_rx_pos** (const std::array< double, 3 > &pos)
Set position: X, Y, Z in Cartesian ECEF coordinates [m].
- void **set_rx_vel** (const std::array< double, 3 > &vel)
Set velocity: East [m/s], North [m/s], Up [m/s].
- void **set_position.UTC_time** (const boost::posix_time::ptime &pt)
- void **set_time_offset_s** (double offset)
Set RX time offset [s].
- void **set_clock_drift_ppm** (double clock_drift_ppm)
Set the Rx clock drift [ppm].
- void **set_speed_over_ground** (double speed_m_s)
Set RX speed over ground [m/s].
- void **set_course_over_ground** (double cog_deg)
Set RX course over ground [deg].
- void **set_valid_position** (bool is_valid)
- void **set_num_valid_observations** (int num)
Set the number of valid pseudorange observations (valid satellites)
- void **set_pre_2009_file** (bool pre_2009_file)

Flag for the week rollover computation in post processing mode for signals older than 2009.

- void **set_averaging_depth** (int depth)
Set length of averaging window.
- void **set_averaging_flag** (bool flag)
- void **perform_pos_averaging** ()
- std::array< double, 3 > **get_rx_pos** () const
- std::array< double, 3 > **get_rx_vel** () const
- boost::posix_time::ptime **get_position_UTC_time** () const
- double **get_latitude** () const
Get RX position Latitude WGS84 [deg].
- double **get_longitude** () const
Get RX position Longitude WGS84 [deg].
- double **get_height** () const
Get RX position height WGS84 [m].
- double **get_time_offset_s** () const
Get RX time offset [s].
- double **get_clock_drift_ppm** () const
Get the Rx clock drift [ppm].
- double **get_speed_over_ground** () const
Get RX speed over ground [m/s].
- double **get_course_over_ground** () const
Get RX course over ground [deg].
- double **get_avg_latitude** () const
Get RX position averaged Latitude WGS84 [deg].
- double **get_avg_longitude** () const
Get RX position averaged Longitude WGS84 [deg].
- double **get_avg_height** () const
Get RX position averaged height WGS84 [m].
- int **get_num_valid_observations** () const
Get the number of valid pseudorange observations (valid satellites)
- bool **is_pre_2009** () const
- bool **is_valid_position** () const
- bool **is_averaging** () const
- virtual double **get_hdop** () const =0
- virtual double **get_vdop** () const =0
- virtual double **get_pdop** () const =0
- virtual double **get_gdop** () const =0

10.294.1 Detailed Description

Base class for a PVT solution.

Definition at line 35 of file pvt_solution.h.

10.294.2 Member Function Documentation

10.294.2.1 get_avg_height()

```
double Pvt_Solution::get_avg_height ( ) const
```

Get RX position averaged height WGS84 [m].

10.294.2.2 get_avg_latitude()

```
double Pvt_Solution::get_avg_latitude ( ) const
```

Get RX position averaged Latitude WGS84 [deg].

10.294.2.3 get_avg_longitude()

```
double Pvt_Solution::get_avg_longitude ( ) const
```

Get RX position averaged Longitude WGS84 [deg].

10.294.2.4 get_clock_drift_ppm()

```
double Pvt_Solution::get_clock_drift_ppm ( ) const
```

Get the Rx clock drift [ppm].

10.294.2.5 get_course_over_ground()

```
double Pvt_Solution::get_course_over_ground ( ) const
```

Get RX course over ground [deg].

10.294.2.6 get_height()

```
double Pvt_Solution::get_height ( ) const
```

Get RX position height WGS84 [m].

10.294.2.7 get_latitude()

```
double Pvt_Solution::get_latitude ( ) const
```

Get RX position Latitude WGS84 [deg].

10.294.2.8 get_longitude()

```
double Pvt_Solution::get_longitude ( ) const
```

Get RX position Longitude WGS84 [deg].

10.294.2.9 get_num_valid_observations()

```
int Pvt_Solution::get_num_valid_observations ( ) const
```

Get the number of valid pseudorange observations (valid satellites)

10.294.2.10 get_speed_over_ground()

```
double Pvt_Solution::get_speed_over_ground ( ) const
```

Get RX speed over ground [m/s].

10.294.2.11 get_time_offset_s()

```
double Pvt_Solution::get_time_offset_s ( ) const
```

Get RX time offset [s].

10.294.2.12 set_averaging_depth()

```
void Pvt_Solution::set_averaging_depth (
    int depth )
```

Set length of averaging window.

10.294.2.13 set_clock_drift_ppm()

```
void Pvt_Solution::set_clock_drift_ppm (
    double clock_drift_ppm )
```

Set the Rx clock drift [ppm].

10.294.2.14 set_course_over_ground()

```
void Pvt_Solution::set_course_over_ground (
    double cog_deg )
```

Set RX course over ground [deg].

10.294.2.15 set_num_valid_observations()

```
void Pvt_Solution::set_num_valid_observations (
    int num )
```

Set the number of valid pseudorange observations (valid satellites)

10.294.2.16 set_pre_2009_file()

```
void Pvt_Solution::set_pre_2009_file (
    bool pre_2009_file )
```

Flag for the week rollover computation in post processing mode for signals older than 2009.

10.294.2.17 set_rx_pos()

```
void Pvt_Solution::set_rx_pos (
    const std::array< double, 3 > & pos )
```

Set position: X, Y, Z in Cartesian ECEF coordinates [m].

10.294.2.18 set_rx_vel()

```
void Pvt_Solution::set_rx_vel (
    const std::array< double, 3 > & vel )
```

Set velocity: East [m/s], North [m/s], Up [m/s].

10.294.2.19 set_speed_over_ground()

```
void Pvt_Solution::set_speed_over_ground (
    double speed_m_s )
```

Set RX speed over ground [m/s].

10.294.2.20 set_time_offset_s()

```
void Pvt_Solution::set_time_offset_s (
    double offset )
```

Set RX time offset [s].

The documentation for this class was generated from the following file:

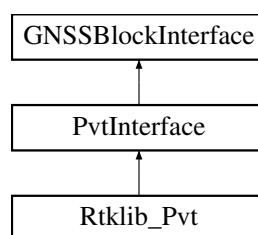
- [pvt_solution.h](#)

10.295 PvtInterface Class Reference

This class represents an interface to a PVT block.

```
#include <pvt_interface.h>
```

Inheritance diagram for PvtInterface:

**Public Member Functions**

- virtual void **reset** ()=0
- virtual void **clear_ephemeris** ()=0
- virtual std::map< int, [Gps_Ephemeris](#) > **get_gps_ephemeris** () const =0
- virtual std::map< int, [Galileo_Ephemeris](#) > **get_galileo_ephemeris** () const =0
- virtual std::map< int, [Gps_Almanac](#) > **get_gps_almanac** () const =0
- virtual std::map< int, [Galileo_Almanac](#) > **get_galileo_almanac** () const =0
- virtual bool **get_latest_PVT** (double *longitude_deg, double *latitude_deg, double *height_m, double *ground_speed_kmh, double *course_over_ground_deg, time_t *UTC_time)=0

10.295.1 Detailed Description

This class represents an interface to a PVT block.

Abstract class for PVT interfaces, derived from [GNSSBlockInterface](#). Since all its methods are virtual, this class cannot be instantiated directly, and a subclass can only be instantiated directly if all inherited pure virtual methods have been implemented by that class or a parent class.

Definition at line 48 of file `pvt_interface.h`.

The documentation for this class was generated from the following file:

- [pvt_interface.h](#)

10.296 raw_t Struct Reference

Public Attributes

- [gtime_t](#) **time**
- [gtime_t](#) **tobs**
- [obs_t](#) **obs**
- [obs_t](#) **obuf**
- [nav_t](#) **nav**
- [sta_t](#) **sta**
- int **ephsat**
- [sbsmsg_t](#) **sbsmsg**
- char **msgtype** [256]
- unsigned char **subfrm** [MAXSAT][380]
- [lexmsg_t](#) **lexmsg**
- double **lockt** [MAXSAT][[NFREQ](#)+[NEXOBS](#)]
- double **icpp** [MAXSAT]
- double **off** [MAXSAT]
- double **icpc**
- double **prCA** [MAXSAT]
- double **dpCA** [MAXSAT]
- unsigned char **halfc** [MAXSAT][[NFREQ](#)+[NEXOBS](#)]
- char **freqn** [[MAXOBS](#)]
- int **nbyte**
- int **len**
- int **iod**
- int **tod**
- int **tbase**
- int **flag**
- int **outtype**
- unsigned char **buff** [[MAXRAWLEN](#)]
- char **opt** [256]
- double **receive_time**
- unsigned int **plen**
- unsigned int **pbyte**
- unsigned int **page**
- unsigned int **reply**
- int **week**
- unsigned char **pbuff** [255+4+2]

10.296.1 Detailed Description

Definition at line 1195 of file rtklib.h.

The documentation for this struct was generated from the following file:

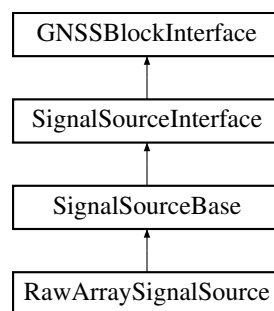
- [rtklib.h](#)

10.297 RawArraySignalSource Class Reference

This class reads samples from an antenna array RF front-end signal sampler.

```
#include <raw_array_signal_source.h>
```

Inheritance diagram for RawArraySignalSource:



Public Member Functions

- **RawArraySignalSource** (const [ConfigurationInterface](#) *configuration, std::string role, unsigned int in_stream, unsigned int out_stream, [Concurrent_Queue](#)< pmt::pmt_t > *queue)
- **size_t item_size** () override
- void **connect** (gr::top_block_sptr top_block) override
- void **disconnect** (gr::top_block_sptr top_block) override
- gr::basic_block_sptr **get_left_block** () override
- gr::basic_block_sptr **get_right_block** () override

Additional Inherited Members

10.297.1 Detailed Description

This class reads samples from an antenna array RF front-end signal sampler.

Definition at line 42 of file raw_array_signal_source.h.

The documentation for this class was generated from the following file:

- [raw_array_signal_source.h](#)

10.298 ReedSolomon Class Reference

Class implementing a Reed-Solomon encoder and decoder RS(255,K,d) where $k=255-nroots$ is the information vector length and $d=nroots+1$ is the minimum Hamming distance, with symbols of 8 bits. It allows shortened RS codes.

```
#include <reed_solomon.h>
```

Public Member Functions

- [ReedSolomon](#) (const std::string &gnss_signal=std::string())
Default constructor. Constructs a Reed Solomon object. The `encode_with_generator_poly` and `encode_with_generator_matrix` methods are available for testing purposes.
- [ReedSolomon](#) (int nroots, int minpoly, int prim, int fcr, int pad=0, int shortening=0, const std::vector< uint8_t > &genpoly_coeff=std::vector< uint8_t >{}, const std::vector< std::vector< uint8_t >> &gen_matrix=std::vector< std::vector< uint8_t >>{}))
Custom constructor for RS(255, 255-nroots, nroots+1). Parameters:
- int [decode](#) (std::vector< uint8_t > &data_to_decode, const std::vector< int > &erasure_positions=std::vector< int >{}) const
Decode an encoded block.
- std::vector< uint8_t > [encode_with_generator_matrix](#) (const std::vector< uint8_t > &data_to_encode) const
Encode data with the generator matrix (for testing purposes)
- std::vector< uint8_t > [encode_with_generator_poly](#) (const std::vector< uint8_t > &data_to_encode) const
Encode data with the generator polynomial (for testing purposes)

10.298.1 Detailed Description

Class implementing a Reed-Solomon encoder and decoder RS(255,K,d) where $k=255-nroots$ is the information vector length and $d=nroots+1$ is the minimum Hamming distance, with symbols of 8 bits. It allows shortened RS codes.

Definition at line 40 of file reed_solomon.h.

10.298.2 Constructor & Destructor Documentation

10.298.2.1 ReedSolomon() [1/2]

```
ReedSolomon::ReedSolomon (
    const std::string & gnss_signal = std::string() ) [explicit]
```

Default constructor. Constructs a Reed Solomon object. The `encode_with_generator_poly` and `encode_with_generator_matrix` methods are available for testing purposes.

gnss_signal: empty or "E6B" sets the Galileo E6B RS parameters. "E1B" sets the Galileo E1B (INAV) RS parameters.

10.298.2.2 ReedSolomon() [2/2]

```
ReedSolomon::ReedSolomon (
    int nroots,
    int minpoly,
    int prim,
    int fcr,
    int pad = 0,
    int shortening = 0,
    const std::vector< uint8_t > & genpoly_coeff = std::vector< uint8_t >{},
    const std::vector< std::vector< uint8_t >> & gen_matrix = std::vector< std::vector< uint8_t >>{} )
```

Custom constructor for RS(255, 255-nroots, nroots+1). Parameters:

nroots - the number of roots in the RS code generator polynomial, which is the same as the number of parity symbols in a block.

minpoly - primitive polynomial.

prim - the primitive root of the generator polynomial.

fcr - first consecutive root of the Reed-Solomon generator polynomial.

pad - the number of pad symbols in a block. If not defined, it defaults to 0.

shortening - value of the shortening parameter. Defaults to 0. If different to 0, it defines a shortened RS encoder/decoder.

genpoly_coeff - a vector of (nroots+1) elements containing the generator polynomial coefficients. Only used for encoding. Defaults to empty. If defined, the `encode_with_generator_poly` method can be used.

gen_matrix - a (255-shortening)x(255-nroots-shortening) matrix containing the elements of the generator matrix. Only used for encoding. Defaults to empty. If defined, the `encode_with_generator_matrix` method can be used.

10.298.3 Member Function Documentation

10.298.3.1 decode()

```
int ReedSolomon::decode (
    std::vector< uint8_t > & data_to_decode,
    const std::vector< int > & erasure_positions = std::vector< int >{} ) const
```

Decode an encoded block.

The decoded symbols are at the first 255-nroots-shortening elements of the `data_to_decode` vector.

The second parameter is optional, and contains a vector of erasure positions to be passed to the decoding algorithm. Defaults to empty.

Returns the number of corrected errors, or -1 if decoding failed.

10.298.3.2 encode_with_generator_matrix()

```
std::vector<uint8_t> ReedSolomon::encode_with_generator_matrix (
    const std::vector< uint8_t > & data_to_encode ) const
```

Encode data with the generator matrix (for testing purposes)

Returns the encoded vector. It is set to all zeros if the generator matrix is not defined.

10.298.3.3 encode_with_generator_poly()

```
std::vector<uint8_t> ReedSolomon::encode_with_generator_poly (
    const std::vector< uint8_t > & data_to_encode ) const
```

Encode data with the generator polynomial (for testing purposes)

Returns the encoded vector. It is set to all zeros if the generator polynomial is not defined.

The documentation for this class was generated from the following file:

- [reed_solomon.h](#)

10.299 Rinex_Printer Class Reference

Class that handles the generation of Receiver INdependent EXchange format (RINEX) files.

```
#include <rinex_printer.h>
```

Public Member Functions

- [Rinex_Printer](#) (int version=0, const std::string &base_path=".", const std::string &base_name="-")
Constructor. Creates GNSS Navigation and Observables RINEX files.
- [~Rinex_Printer](#) ()
Destructor. Removes created files if empty.
- void [print_rinex_annotation](#) (const [Rtklib_Solver](#) *pvt_solver, const std::map< int, [Gnss_Synchro](#) > &gnss←_observables_map, double rx_time, int type_of_rx, bool flag_write_RINEX_obs_output)
Print RINEX annotation. If it is the first annotation, it also prints the RINEX headers for navigation and observation files. If it is not the first annotation, it only annotates the observation, and updates the navigation header if UTC data was not available when writing it for the first time. The meaning of type_of_rx is as follows:
- void [log_rinex_nav_gps_nav](#) (int type_of_rx, const std::map< int32_t, [Gps_Ephemeris](#) > &new_eph)
Print RINEX annotation for GPS NAV message.
- void [log_rinex_nav_gps_cnav](#) (int type_of_rx, const std::map< int32_t, [Gps_CNAV_Ephemeris](#) > &new←_cnav_eph)
Print RINEX annotation for GPS CNAV message.
- void [log_rinex_nav_gal_nav](#) (int type_of_rx, const std::map< int32_t, [Galileo_Ephemeris](#) > &new_gal_eph)
Print RINEX annotation for Galileo NAV message.
- void [log_rinex_nav_glo_gnav](#) (int type_of_rx, const std::map< int32_t, [Glonass_Gnav_Ephemeris](#) > &new←_glo_eph)
Print RINEX annotation for Glonass GNAV message.

- void [log_rinex_nav_bds_dnav](#) (int type_of_rx, const std::map< int32_t, [Beidou_Dnav_Ephemeris](#) > &new←_bds_eph)
Print RINEX annotation for BeiDou DNAV message.
- void [set_pre_2009_file](#) (bool pre_2009_file)
Set processing for signals older than 2009.
- bool [is_rinex_header_written](#) () const
Returns true is the RINEX file headers are already written.
- std::vector< std::string > [get_navfilename](#) () const
Returns name of RINEX navigation file(s)
- std::string [get_obsfilename](#) () const
Returns name of RINEX observation file.

10.299.1 Detailed Description

Class that handles the generation of Receiver INdependent EXchange format (RINEX) files.

Definition at line 82 of file rinex_printer.h.

10.299.2 Constructor & Destructor Documentation

10.299.2.1 Rinex_Printer()

```
Rinex_Printer::Rinex_Printer (
    int version = 0,
    const std::string & base_path = ".",
    const std::string & base_name = "-" ) [explicit]
```

Constructor. Creates GNSS Navigation and Observables RINEX files.

10.299.2.2 ~Rinex_Printer()

```
Rinex_Printer::~Rinex_Printer ( )
```

Destructor. Removes created files if empty.

10.299.3 Member Function Documentation

10.299.3.1 get_navfilename()

```
std::vector<std::string> Rinex_Printer::get_navfilename ( ) const [inline]
```

Returns name of RINEX navigation file(s)

Definition at line 219 of file rinex_printer.h.

10.299.3.2 get_obsfilename()

```
std::string Rinex_Printer::get_obsfilename ( ) const [inline]
```

Returns name of RINEX observation file.

Definition at line 227 of file rinex_printer.h.

10.299.3.3 is_rinex_header_written()

```
bool Rinex_Printer::is_rinex_header_written ( ) const [inline]
```

Returns true is the RINEX file headers are already written.

Definition at line 211 of file rinex_printer.h.

10.299.3.4 log_rinex_nav_bds_dnav()

```
void Rinex_Printer::log_rinex_nav_bds_dnav (
    int type_of_rx,
    const std::map< int32_t, Beidou_Dnav_Ephemeris > & new_bds_eph )
```

Print RINEX annotation for BeiDou DNAV message.

10.299.3.5 log_rinex_nav_gal_nav()

```
void Rinex_Printer::log_rinex_nav_gal_nav (
    int type_of_rx,
    const std::map< int32_t, Galileo_Ephemeris > & new_gal_eph )
```

Print RINEX annotation for Galileo NAV message.

10.299.3.6 log_rinex_nav_glo_gnav()

```
void Rinex_Printer::log_rinex_nav_glo_gnav (
    int type_of_rx,
    const std::map< int32_t, Glonass_Gnav_Ephemeris > & new_glo_eph )
```

Print RINEX annotation for Glonass GNAV message.

10.299.3.7 log_rinex_nav_gps_cnav()

```
void Rinex_Printer::log_rinex_nav_gps_cnav (
    int type_of_rx,
    const std::map< int32_t, Gps_CNAV_Ephemeris > & new_cnav_eph )
```

Print RINEX annotation for GPS CNAV message.

10.299.3.8 log_rinex_nav_gps_nav()

```
void Rinex_Printer::log_rinex_nav_gps_nav (
    int type_of_rx,
    const std::map< int32_t, Gps_Ephemeris > & new_eph )
```

Print RINEX annotation for GPS NAV message.

10.299.3.9 print_rinex_annotation()

```
void Rinex_Printer::print_rinex_annotation (
    const Rtklib_Solver * pvt_solver,
    const std::map< int, Gnss_Synchro > & gnss_observables_map,
    double rx_time,
    int type_of_rx,
    bool flag_write_RINEX_obs_output )
```

Print RINEX annotation. If it is the first annotation, it also prints the RINEX headers for navigation and observation files. If it is not the first annotation, it only annotates the observation, and updates the navigation header if UTC data was not available when writing it for the first time. The meaning of type_of_rx is as follows:

type_of_rx	Signals ----
0	Unknown
1	GPS L1 C/A
2	GPS L2C
3	GPS L5
4	Galileo E1B
5	Galileo E5a
6	Galileo E5b
7	GPS L1 C/A + GPS L2C

type_of_rx	Signals ----
8	GPS L1 C/A + GPS L5
9	GPS L1 C/A + Galileo E1B
10	GPS L1 C/A + Galileo E5a
11	GPS L1 C/A + Galileo E5b
12	Galileo E1B + GPS L2C
13	Galileo E5a + GPS L5
14	Galileo E1B + Galileo E5a
15	Galileo E1B + Galileo E5b
16	GPS L2C + GPS L5
17	GPS L2C + Galileo E5a
20	GPS L5 + Galileo E5b
21	GPS L1 C/A + Galileo E1B + GPS L2C
22	GPS L1 C/A + Galileo E1B + GPS L5
23	GLONASS L1 C/A
24	GLONASS L2 C/A
25	GLONASS L1 C/A + GLONASS L2 C/A
26	GPS L1 C/A + GLONASS L1 C/A
27	Galileo E1B + GLONASS L1 C/A
28	GPS L2C + GLONASS L1 C/A
29	GPS L1 C/A + GLONASS L2 C/A
30	Galileo E1B + GLONASS L2 C/A
31	GPS L2C + GLONASS L2 C/A
32	GPS L1 C/A + Galileo E1B + GPS L5 + Galileo E5a
33	GPS L1 C/A + Galileo E1B + Galileo E5a
100	Galileo E6B
101	Galileo E1B + Galileo E6B
102	Galileo E5a + Galileo E6B
103	Galileo E5b + Galileo E6B
104	Galileo E1B + Galileo E5a + Galileo E6B
105	Galileo E1B + Galileo E5b + Galileo E6B
106	GPS L1 C/A + Galileo E1B + Galileo E6B
500	BeiDou B1I
501	BeiDou B1I + GPS L1 C/A
502	BeiDou B1I + Galileo E1B
503	BeiDou B1I + GLONASS L1 C/A
504	BeiDou B1I + GPS L1 C/A + Galileo E1B
505	BeiDou B1I + GPS L1 C/A + GLONASS L1 C/A + Galileo E1B
506	BeiDou B1I + BeiDou B3I
600	BeiDou B3I
601	BeiDou B3I + GPS L2C
602	BeiDou B3I + GLONASS L2 C/A
603	BeiDou B3I + GPS L2C + GLONASS L2 C/A
604	BeiDou B3I + GPS L1 C/A
605	BeiDou B3I + Galileo E1B
606	BeiDou B3I + GLONASS L1 C/A
607	BeiDou B3I + GPS L1 C/A + Galileo E1B
608	BeiDou B3I + GPS L1 C/A + Galileo E1B + BeiDou B1I
609	BeiDou B3I + GPS L1 C/A + Galileo E1B + GLONASS L1 C/A
610	BeiDou B3I + GPS L1 C/A + Galileo E1B + GLONASS L1 C/A + BeiDou B1I
1000	GPS L1 C/A + GPS L2C + GPS L5
1001	GPS L1 C/A + Galileo E1B + GPS L2C + GPS L5 + Galileo E5a

10.299.3.10 set_pre_2009_file()

```
void Rinex_Printer::set_pre_2009_file (
    bool pre_2009_file )
```

Set processing for signals older than 2009.

The documentation for this class was generated from the following file:

- [rinex_printer.h](#)

10.300 RtcM Class Reference

This class implements the generation and reading of some Message Types defined in the RTCM 3.2 Standard, plus some utilities to handle messages.

```
#include <rtcm.h>
```

Public Member Functions

- **RtcM** (uint16_t port=2101)
Default constructor that sets TCP port of the RTCM message server and RTCM Station ID. 2101 is the standard RTCM port according to the Internet Assigned Numbers Authority (IANA). See <https://www.iana.org/assignments/service-names-port-numbers/service-names-port-numbers.xml>.
- std::string **print_MT1001** (const [Gps_Ephemeris](#) &gps_eph, double obs_time, const std::map< int32_t, [Gnss_Synchro](#) > &observables, uint16_t station_id)
Prints message type 1001 (L1-Only GPS RTK Observables)
- std::string **print_MT1002** (const [Gps_Ephemeris](#) &gps_eph, double obs_time, const std::map< int32_t, [Gnss_Synchro](#) > &observables, uint16_t station_id)
Prints message type 1002 (Extended L1-Only GPS RTK Observables)
- std::string **print_MT1003** (const [Gps_Ephemeris](#) &ephL1, const [Gps_CNAV_Ephemeris](#) &ephL2, double obs_time, const std::map< int32_t, [Gnss_Synchro](#) > &observables, uint16_t station_id)
Prints message type 1003 (L1 & L2 GPS RTK Observables)
- std::string **print_MT1004** (const [Gps_Ephemeris](#) &ephL1, const [Gps_CNAV_Ephemeris](#) &ephL2, double obs_time, const std::map< int32_t, [Gnss_Synchro](#) > &observables, uint16_t station_id)
Prints message type 1004 (Extended L1 & L2 GPS RTK Observables)
- std::string **print_MT1005** (uint32_t ref_id, double ecef_x, double ecef_y, double ecef_z, bool gps, bool glonass, bool galileo, bool non_physical, bool single_oscillator, uint32_t quarter_cycle_indicator)
Prints message type 1005 (Stationary Antenna Reference Point)
- int32_t **read_MT1005** (const std::string &message, uint32_t &ref_id, double &ecef_x, double &ecef_y, double &ecef_z, bool &gps, bool &glonass, bool &galileo)
Verifies and reads messages of type 1005 (Stationary Antenna Reference Point). Returns 1 if anything goes wrong, 0 otherwise.
- std::string **print_MT1006** (uint32_t ref_id, double ecef_x, double ecef_y, double ecef_z, bool gps, bool glonass, bool galileo, bool non_physical, bool single_oscillator, uint32_t quarter_cycle_indicator, double height)
Prints message type 1006 (Stationary Antenna Reference Point, with Height Information)
- std::string **print_MT1005_test** ()

For testing purposes.

- `std::string print_MT1008` (uint32_t ref_id, const std::string &antenna_descriptor, uint32_t antenna_setup_id, const std::string &antenna_serial_number)

Prints message type 1008 (Antenna Descriptor & Serial Number)

- `std::string print_MT1009` (const [Glonass_Gnav_Ephemeris](#) &glonass_gnav_eph, double obs_time, const std::map< int32_t, [Gnss_Synchro](#) > &observables, uint16_t station_id)

Prints L1-Only GLONASS RTK Observables.

- `std::string print_MT1010` (const [Glonass_Gnav_Ephemeris](#) &glonass_gnav_eph, double obs_time, const std::map< int32_t, [Gnss_Synchro](#) > &observables, uint16_t station_id)

Prints Extended L1-Only GLONASS RTK Observables.

- `std::string print_MT1011` (const [Glonass_Gnav_Ephemeris](#) &glonass_gnav_ephL1, const [Glonass_Gnav_Ephemeris](#) &glonass_gnav_ephL2, double obs_time, const std::map< int32_t, [Gnss_Synchro](#) > &observables, uint16_t station_id)

Prints L1&L2 GLONASS RTK Observables.

- `std::string print_MT1012` (const [Glonass_Gnav_Ephemeris](#) &glonass_gnav_ephL1, const [Glonass_Gnav_Ephemeris](#) &glonass_gnav_ephL2, double obs_time, const std::map< int32_t, [Gnss_Synchro](#) > &observables, uint16_t station_id)

Prints Extended L1&L2 GLONASS RTK Observables.

- `std::string print_MT1019` (const [Gps_Ephemeris](#) &gps_eph)

Prints message type 1019 (GPS Ephemeris), should be broadcast in the event that the IODC does not match the IODE, and every 2 minutes.

- `int32_t read_MT1019` (const std::string &message, [Gps_Ephemeris](#) &gps_eph) const

Verifies and reads messages of type 1019 (GPS Ephemeris). Returns 1 if anything goes wrong, 0 otherwise.

- `std::string print_MT1020` (const [Glonass_Gnav_Ephemeris](#) &glonass_gnav_eph, const [Glonass_Gnav_Utc_Model](#) &glonass_gnav_utc_model)

Prints message type 1020 (GLONASS Ephemeris).

- `int32_t read_MT1020` (const std::string &message, [Glonass_Gnav_Ephemeris](#) &glonass_gnav_eph, [Glonass_Gnav_Utc_Model](#) &glonass_gnav_utc_model) const

Verifies and reads messages of type 1020 (GLONASS Ephemeris).

- `std::string print_MT1029` (uint32_t ref_id, const [Gps_Ephemeris](#) &gps_eph, double obs_time, const std::string &message)

Prints message type 1029 (Unicode Text String)

- `std::string print_MT1045` (const [Galileo_Ephemeris](#) &gal_eph)

Prints message type 1045 (Galileo Ephemeris), should be broadcast every 2 minutes.

- `int32_t read_MT1045` (const std::string &message, [Galileo_Ephemeris](#) &gal_eph) const

Verifies and reads messages of type 1045 (Galileo Ephemeris). Returns 1 if anything goes wrong, 0 otherwise.

- `std::string print_MSM_1` (const [Gps_Ephemeris](#) &gps_eph, const [Gps_CNAV_Ephemeris](#) &gps_cnav_eph, const [Galileo_Ephemeris](#) &gal_eph, const [Glonass_Gnav_Ephemeris](#) &glo_gnav_eph, double obs_time, const std::map< int32_t, [Gnss_Synchro](#) > &observables, uint32_t ref_id, uint32_t clock_steering_indicator, uint32_t external_clock_indicator, int32_t smooth_int, bool divergence_free, bool more_messages)

Prints messages of type MSM1 (Compact GNSS observables)

- `std::string print_MSM_2` (const [Gps_Ephemeris](#) &gps_eph, const [Gps_CNAV_Ephemeris](#) &gps_cnav_eph, const [Galileo_Ephemeris](#) &gal_eph, const [Glonass_Gnav_Ephemeris](#) &glo_gnav_eph, double obs_time, const std::map< int32_t, [Gnss_Synchro](#) > &observables, uint32_t ref_id, uint32_t clock_steering_indicator, uint32_t external_clock_indicator, int32_t smooth_int, bool divergence_free, bool more_messages)

Prints messages of type MSM2 (Compact GNSS phaseranges)

- `std::string print_MSM_3` (const [Gps_Ephemeris](#) &gps_eph, const [Gps_CNAV_Ephemeris](#) &gps_cnav_eph, const [Galileo_Ephemeris](#) &gal_eph, const [Glonass_Gnav_Ephemeris](#) &glo_gnav_eph, double obs_time, const std::map< int32_t, [Gnss_Synchro](#) > &observables, uint32_t ref_id, uint32_t clock_steering_indicator, uint32_t external_clock_indicator, int32_t smooth_int, bool divergence_free, bool more_messages)

Prints messages of type MSM3 (Compact GNSS pseudoranges and phaseranges)

- `std::string print_MSM_4` (const [Gps_Ephemeris](#) &gps_eph, const [Gps_CNAV_Ephemeris](#) &gps_cnav_eph, const [Galileo_Ephemeris](#) &gal_eph, const [Glonass_Gnav_Ephemeris](#) &glo_gnav_eph, double obs_time, const std::map< int32_t, [Gnss_Synchro](#) > &observables, uint32_t ref_id, uint32_t clock_steering_indicator, uint32_t external_clock_indicator, int32_t smooth_int, bool divergence_free, bool more_messages)

Prints messages of type MSM4 (Full GNSS pseudoranges and phaseranges plus CNR)

- `std::string print_MSM_5` (const `Gps_Ephemeris` &gps_eph, const `Gps_CNAV_Ephemeris` &gps_cnav_eph, const `Galileo_Ephemeris` &gal_eph, const `Glonass_Gnav_Ephemeris` &glo_gnav_eph, double obs_time, const std::map< int32_t, `Gnss_Synchro` > &observables, uint32_t ref_id, uint32_t clock_steering_indicator, uint32_t external_clock_indicator, int32_t smooth_int, bool divergence_free, bool more_messages)

Prints messages of type MSM5 (Full GNSS pseudoranges, phaseranges, phaserange rate and CNR)

- `std::string print_MSM_6` (const `Gps_Ephemeris` &gps_eph, const `Gps_CNAV_Ephemeris` &gps_cnav_eph, const `Galileo_Ephemeris` &gal_eph, const `Glonass_Gnav_Ephemeris` &glo_gnav_eph, double obs_time, const std::map< int32_t, `Gnss_Synchro` > &observables, uint32_t ref_id, uint32_t clock_steering_indicator, uint32_t external_clock_indicator, int32_t smooth_int, bool divergence_free, bool more_messages)

Prints messages of type MSM6 (Full GNSS pseudoranges and phaseranges plus CNR, high resolution)

- `std::string print_MSM_7` (const `Gps_Ephemeris` &gps_eph, const `Gps_CNAV_Ephemeris` &gps_cnav_eph, const `Galileo_Ephemeris` &gal_eph, const `Glonass_Gnav_Ephemeris` &glo_gnav_eph, double obs_time, const std::map< int32_t, `Gnss_Synchro` > &observables, uint32_t ref_id, uint32_t clock_steering_indicator, uint32_t external_clock_indicator, int32_t smooth_int, bool divergence_free, bool more_messages)

Prints messages of type MSM7 (Full GNSS pseudoranges, phaseranges, phaserange rate and CNR, high resolution)

- `uint32_t lock_time` (const `Gps_Ephemeris` &eph, double obs_time, const `Gnss_Synchro` &gnss_synchro)

Returns the time period in which GPS L1 signals have been continually tracked.

- `uint32_t lock_time` (const `Gps_CNAV_Ephemeris` &eph, double obs_time, const `Gnss_Synchro` &gnss_synchro)

Returns the time period in which GPS L2 signals have been continually tracked.

- `uint32_t lock_time` (const `Galileo_Ephemeris` &eph, double obs_time, const `Gnss_Synchro` &gnss_synchro)

Returns the time period in which Galileo signals have been continually tracked.

- `uint32_t lock_time` (const `Glonass_Gnav_Ephemeris` &eph, double obs_time, const `Gnss_Synchro` &gnss_synchro)

Locks time period in which GLONASS signals have been continually tracked.

- `std::string bin_to_hex` (const std::string &s) const

Returns a string of hexadecimal symbols from a string of binary symbols.

- `std::string hex_to_bin` (const std::string &s) const

Returns a string of binary symbols from a string of hexadecimal symbols.

- `std::string bin_to_binary_data` (const std::string &s) const

Returns a string of binary data from a string of binary symbols.

- `std::string binary_data_to_bin` (const std::string &s) const

Returns a string of binary symbols from a string of binary data.

- `uint32_t bin_to_uint` (const std::string &s) const

Returns an uint32_t from a string of binary symbols.

- `int32_t bin_to_int` (const std::string &s) const
- `double bin_to_double` (const std::string &s) const

Returns double from a string of binary symbols.

- `int32_t bin_to_sint` (const std::string &s) const
- `uint64_t hex_to_uint` (const std::string &s) const

Returns an uint64_t from a string of hexadecimal symbols.

- `int64_t hex_to_int` (const std::string &s) const

Returns an int64_t from a string of hexadecimal symbols.

- `bool check_CRC` (const std::string &message) const

Checks that the CRC of a RTCM package is correct.

- `void run_server` ()

Starts running the server.

- `void stop_server` ()

Stops the server.

- `void send_message` (const std::string &msg)

Sends a message through the server to all connected clients.

- `bool is_server_running` () const

Returns true if the server is running, false otherwise.

10.300.1 Detailed Description

This class implements the generation and reading of some Message Types defined in the RTCM 3.2 Standard, plus some utilities to handle messages.

Generation of the following Message Types: 1001, 1002, 1003, 1004, 1005, 1006, 1008, 1019, 1020, 1029, 1045

Decoding of the following Message Types: 1019, 1045

Generation of the following Multiple Signal Messages: MSM1 (message types 1071, 1091) MSM2 (message types 1072, 1092) MSM3 (message types 1073, 1093) MSM4 (message types 1074, 1094) MSM5 (message types 1075, 1095) MSM6 (message types 1076, 1096) MSM7 (message types 1077, 1097)

RTCM 3 message format (size in bits):

length	data message	parity	preamble	000000
8	24	8	6	10

(C) Carles Fernandez-Prades, 2015. cfernandez(at)cttc.es

Definition at line 90 of file rtcM.h.

10.300.2 Constructor & Destructor Documentation

10.300.2.1 RtcM()

```
RtcM::RtcM (
    uint16_t port = 2101 ) [explicit]
```

Default constructor that sets TCP port of the RTCM message server and RTCM Station ID. 2101 is the standard RTCM port according to the Internet Assigned Numbers Authority (IANA). See <https://www.iana.org/assignments/service-names-port-numbers/service-names-port-numbers.xml>.

10.300.3 Member Function Documentation

10.300.3.1 bin_to_binary_data()

```
std::string RtcM::bin_to_binary_data (
    const std::string & s ) const
```

Returns a string of binary data from a string of binary symbols.

10.300.3.2 bin_to_double()

```
double RtcM::bin_to_double (
    const std::string & s ) const
```

Returns double from a string of binary symbols.

10.300.3.3 bin_to_hex()

```
std::string RtcM::bin_to_hex (
    const std::string & s ) const
```

Returns a string of hexadecimal symbols from a string of binary symbols.

10.300.3.4 bin_to_uint()

```
uint32_t RtcM::bin_to_uint (
    const std::string & s ) const
```

Returns an uint32_t from a string of binary symbols.

10.300.3.5 binary_data_to_bin()

```
std::string RtcM::binary_data_to_bin (
    const std::string & s ) const
```

Returns a string of binary symbols from a string of binary data.

10.300.3.6 check_CRC()

```
bool RtcM::check_CRC (
    const std::string & message ) const
```

Checks that the CRC of a RTCM package is correct.

10.300.3.7 hex_to_bin()

```
std::string RtcM::hex_to_bin (
    const std::string & s ) const
```

Returns a string of binary symbols from a string of hexadecimal symbols.

10.300.3.8 hex_to_int()

```
int64_t RtcM::hex_to_int (
    const std::string & s ) const
```

Returns a int64_t from a string of hexadecimal symbols.

10.300.3.9 hex_to_uint()

```
uint64_t RtcM::hex_to_uint (
    const std::string & s ) const
```

Returns an uint64_t from a string of hexadecimal symbols.

10.300.3.10 is_server_running()

```
bool RtcM::is_server_running ( ) const
```

Returns true if the server is running, false otherwise.

10.300.3.11 lock_time() [1/4]

```
uint32_t RtcM::lock_time (
    const Gps_Ephemeris & eph,
    double obs_time,
    const Gnss_Synchro & gnss_synchro )
```

Returns the time period in which GPS L1 signals have been continually tracked.

10.300.3.12 lock_time() [2/4]

```
uint32_t RtcM::lock_time (
    const Gps_CNAV_Ephemeris & eph,
    double obs_time,
    const Gnss_Synchro & gnss_synchro )
```

Returns the time period in which GPS L2 signals have been continually tracked.

10.300.3.13 lock_time() [3/4]

```
uint32_t RtcM::lock_time (
    const Galileo_Ephemeris & eph,
    double obs_time,
    const Gnss_Synchro & gnss_synchro )
```

Returns the time period in which Galileo signals have been continually tracked.

10.300.3.14 lock_time() [4/4]

```
uint32_t RtcM::lock_time (
    const Glonass_Gnav_Ephemeris & eph,
    double obs_time,
    const Gnss_Synchro & gnss_synchro )
```

Locks time period in which GLONASS signals have been continually tracked.

Note

Code added as part of GSoC 2017 program

Parameters

<i>eph</i>	GLONASS GNAV Broadcast Ephemeris
<i>obs_time</i>	Time of observation at the moment of printing
<i>observables</i>	Set of observables as defined by the platform

Returns

Returns the time period in which GLONASS signals have been continually tracked.

10.300.3.15 print_MSM_1()

```
std::string RtcM::print_MSM_1 (
    const Gps_Ephemeris & gps_eph,
    const Gps_CNAV_Ephemeris & gps_cnav_eph,
    const Galileo_Ephemeris & gal_eph,
    const Glonass_Gnav_Ephemeris & glo_gnav_eph,
    double obs_time,
    const std::map< int32_t, Gnss_Synchro > & observables,
    uint32_t ref_id,
    uint32_t clock_steering_indicator,
    uint32_t external_clock_indicator,
    int32_t smooth_int,
    bool divergence_free,
    bool more_messages )
```

Prints messages of type MSM1 (Compact GNSS observables)

10.300.3.16 print_MSM_2()

```
std::string RtcM::print_MSM_2 (
    const Gps_Ephemeris & gps_eph,
    const Gps_CNAV_Ephemeris & gps_cnav_eph,
    const Galileo_Ephemeris & gal_eph,
    const Glonass_Gnav_Ephemeris & glo_gnav_eph,
    double obs_time,
    const std::map< int32_t, Gnss_Synchro > & observables,
    uint32_t ref_id,
    uint32_t clock_steering_indicator,
    uint32_t external_clock_indicator,
    int32_t smooth_int,
    bool divergence_free,
    bool more_messages )
```

Prints messages of type MSM2 (Compact GNSS phaseranges)

10.300.3.17 print_MSM_3()

```
std::string RtcM::print_MSM_3 (
    const Gps_Ephemeris & gps_eph,
    const Gps_CNAV_Ephemeris & gps_cnav_eph,
    const Galileo_Ephemeris & gal_eph,
    const Glonass_Gnav_Ephemeris & glo_gnav_eph,
    double obs_time,
    const std::map< int32_t, Gnss_Synchro > & observables,
    uint32_t ref_id,
    uint32_t clock_steering_indicator,
    uint32_t external_clock_indicator,
    int32_t smooth_int,
    bool divergence_free,
    bool more_messages )
```

Prints messages of type MSM3 (Compact GNSS pseudoranges and phaseranges)

10.300.3.18 print_MSM_4()

```
std::string RtcM::print_MSM_4 (
    const Gps_Ephemeris & gps_eph,
    const Gps_CNAV_Ephemeris & gps_cnav_eph,
    const Galileo_Ephemeris & gal_eph,
    const Glonass_Gnav_Ephemeris & glo_gnav_eph,
    double obs_time,
    const std::map< int32_t, Gnss_Synchro > & observables,
    uint32_t ref_id,
    uint32_t clock_steering_indicator,
    uint32_t external_clock_indicator,
    int32_t smooth_int,
    bool divergence_free,
    bool more_messages )
```

Prints messages of type MSM4 (Full GNSS pseudoranges and phaseranges plus CNR)

10.300.3.19 print_MSM_5()

```
std::string RtcM::print_MSM_5 (
    const Gps_Ephemeris & gps_eph,
    const Gps_CNAV_Ephemeris & gps_cnav_eph,
    const Galileo_Ephemeris & gal_eph,
    const Glonass_Gnav_Ephemeris & glo_gnav_eph,
    double obs_time,
    const std::map< int32_t, Gnss_Synchro > & observables,
    uint32_t ref_id,
    uint32_t clock_steering_indicator,
    uint32_t external_clock_indicator,
    int32_t smooth_int,
    bool divergence_free,
    bool more_messages )
```

Prints messages of type MSM5 (Full GNSS pseudoranges, phaseranges, phaserange rate and CNR)

10.300.3.20 print_MSM_6()

```
std::string RtcM::print_MSM_6 (
    const Gps_Ephemeris & gps_eph,
    const Gps_CNAV_Ephemeris & gps_cnav_eph,
    const Galileo_Ephemeris & gal_eph,
    const Glonass_Gnav_Ephemeris & glo_gnav_eph,
    double obs_time,
    const std::map< int32_t, Gnss_Synchro > & observables,
    uint32_t ref_id,
    uint32_t clock_steering_indicator,
    uint32_t external_clock_indicator,
    int32_t smooth_int,
    bool divergence_free,
    bool more_messages )
```

Prints messages of type MSM6 (Full GNSS pseudoranges and phaseranges plus CNR, high resolution)

10.300.3.21 print_MSM_7()

```
std::string RtcM::print_MSM_7 (
    const Gps_Ephemeris & gps_eph,
    const Gps_CNAV_Ephemeris & gps_cnav_eph,
    const Galileo_Ephemeris & gal_eph,
    const Glonass_Gnav_Ephemeris & glo_gnav_eph,
    double obs_time,
    const std::map< int32_t, Gnss_Synchro > & observables,
    uint32_t ref_id,
    uint32_t clock_steering_indicator,
    uint32_t external_clock_indicator,
    int32_t smooth_int,
    bool divergence_free,
    bool more_messages )
```

Prints messages of type MSM7 (Full GNSS pseudoranges, phaseranges, phaserange rate and CNR, high resolution)

10.300.3.22 print_MT1001()

```
std::string RtcM::print_MT1001 (
    const Gps_Ephemeris & gps_eph,
    double obs_time,
    const std::map< int32_t, Gnss_Synchro > & observables,
    uint16_t station_id )
```

Prints message type 1001 (L1-Only GPS RTK Observables)

10.300.3.23 print_MT1002()

```
std::string RtcM::print_MT1002 (
    const Gps_Ephemeris & gps_eph,
    double obs_time,
    const std::map< int32_t, Gnss_Synchro > & observables,
    uint16_t station_id )
```

Prints message type 1002 (Extended L1-Only GPS RTK Observables)

10.300.3.24 print_MT1003()

```
std::string RtcM::print_MT1003 (
    const Gps_Ephemeris & ephL1,
    const Gps_CNAV_Ephemeris & ephL2,
    double obs_time,
    const std::map< int32_t, Gnss_Synchro > & observables,
    uint16_t station_id )
```

Prints message type 1003 (L1 & L2 GPS RTK Observables)

10.300.3.25 print_MT1004()

```
std::string RtcM::print_MT1004 (
    const Gps_Ephemeris & ephL1,
    const Gps_CNAV_Ephemeris & ephL2,
    double obs_time,
    const std::map< int32_t, Gnss_Synchro > & observables,
    uint16_t station_id )
```

Prints message type 1004 (Extended L1 & L2 GPS RTK Observables)

10.300.3.26 print_MT1005()

```
std::string RtcM::print_MT1005 (
    uint32_t ref_id,
    double ecef_x,
    double ecef_y,
    double ecef_z,
    bool gps,
    bool glonass,
    bool galileo,
    bool non_physical,
    bool single_oscillator,
    uint32_t quarter_cycle_indicator )
```

Prints message type 1005 (Stationary Antenna Reference Point)

10.300.3.27 print_MT1005_test()

```
std::string RtcM::print_MT1005_test ( )
```

For testing purposes.

10.300.3.28 print_MT1006()

```
std::string RtcM::print_MT1006 (
    uint32_t ref_id,
    double ecef_x,
    double ecef_y,
    double ecef_z,
    bool gps,
    bool glonass,
    bool galileo,
    bool non_physical,
    bool single_oscillator,
    uint32_t quarter_cycle_indicator,
    double height )
```

Prints message type 1006 (Stationary Antenna Reference Point, with Height Information)

10.300.3.29 print_MT1008()

```
std::string RtcM::print_MT1008 (
    uint32_t ref_id,
    const std::string & antenna_descriptor,
    uint32_t antenna_setup_id,
    const std::string & antenna_serial_number )
```

Prints message type 1008 (Antenna Descriptor & Serial Number)

10.300.3.30 print_MT1009()

```
std::string RtcM::print_MT1009 (
    const Glonass_Gnav_Ephemeris & glonass_gnav_eph,
    double obs_time,
    const std::map< int32_t, Gnss_Synchro > & observables,
    uint16_t station_id )
```

Prints L1-Only GLONASS RTK Observables.

This GLONASS message type is not generally used or supported; type 1012 is to be preferred.

Note

Code added as part of GSoC 2017 program

Parameters

<i>glonass_gnav_eph</i>	GLONASS GNAV Broadcast Ephemeris
<i>obs_time</i>	Time of observation at the moment of printing
<i>observables</i>	Set of observables as defined by the platform

Returns

string with message contents

10.300.3.31 print_MT1010()

```
std::string RtcM::print_MT1010 (
    const Glonass_Gnav_Ephemeris & glonass_gnav_eph,
    double obs_time,
    const std::map< int32_t, Gnss_Synchro > & observables,
    uint16_t station_id )
```

Prints Extended L1-Only GLONASS RTK Observables.

This GLONASS message type is used when only L1 data is present and bandwidth is very tight, often 1012 is used in such cases.

Note

Code added as part of GSoC 2017 program

Parameters

<i>glonass_gnav_eph</i>	GLONASS GNAV Broadcast Ephemeris
<i>obs_time</i>	Time of observation at the moment of printing
<i>observables</i>	Set of observables as defined by the platform

Returns

string with message contents

10.300.3.32 print_MT1011()

```
std::string RtcM::print_MT1011 (
    const Glonass_Gnav_Ephemeris & glonass_gnav_ephL1,
    const Glonass_Gnav_Ephemeris & glonass_gnav_ephL2,
    double obs_time,
    const std::map< int32_t, Gnss_Synchro > & observables,
    uint16_t station_id )
```

Prints L1&L2 GLONASS RTK Observables.

This GLONASS message type is not generally used or supported; type 1012 is to be preferred

Note

Code added as part of GSoC 2017 program

Parameters

<i>glonass_gnav_eph</i>	GLONASS GNAV Broadcast Ephemeris
<i>obs_time</i>	Time of observation at the moment of printing
<i>observables</i>	Set of observables as defined by the platform

Returns

string with message contents

10.300.3.33 print_MT1012()

```
std::string RtcM::print_MT1012 (
    const Glonass_Gnav_Ephemeris & glonass_gnav_ephL1,
    const Glonass_Gnav_Ephemeris & glonass_gnav_ephL2,
    double obs_time,
    const std::map< int32_t, Gnss_Synchro > & observables,
    uint16_t station_id )
```

Prints Extended L1&L2 GLONASS RTK Observables.

This GLONASS message type is the most common observational message type, with L1/L2/SNR content. This is one of the most common messages found.

Note

Code added as part of GSoC 2017 program

Parameters

<i>glonass_gnav_eph</i>	GLONASS GNAV Broadcast Ephemeris
<i>obs_time</i>	Time of observation at the moment of printing
<i>observables</i>	Set of observables as defined by the platform

Returns

string with message contents

10.300.3.34 print_MT1019()

```
std::string RtcM::print_MT1019 (
    const Gps_Ephemeris & gps_eph )
```

Prints message type 1019 (GPS Ephemeris), should be broadcast in the event that the IODC does not match the IODE, and every 2 minutes.

10.300.3.35 print_MT1020()

```
std::string RtcM::print_MT1020 (
    const Glonass_Gnav_Ephemeris & glonass_gnav_eph,
    const Glonass_Gnav_Utc_Model & glonass_gnav_utc_model )
```

Prints message type 1020 (GLONASS Ephemeris).

Note

Code added as part of GSoC 2017 program

Parameters

<i>glonass_gnav_eph</i>	GLONASS GNAV Broadcast Ephemeris
<i>glonass_gnav_utc_model</i>	GLONASS GNAV Clock Information

Returns

Returns message type as a string type

10.300.3.36 print_MT1029()

```
std::string RtcM::print_MT1029 (
    uint32_t ref_id,
```

```
const Gps_Ephemeris & gps_eph,  
double obs_time,  
const std::string & message )
```

Prints message type 1029 (Unicode Text String)

10.300.3.37 print_MT1045()

```
std::string RtcM::print_MT1045 (  
    const Galileo_Ephemeris & gal_eph )
```

Prints message type 1045 (Galileo Ephemeris), should be broadcast every 2 minutes.

10.300.3.38 read_MT1005()

```
int32_t RtcM::read_MT1005 (  
    const std::string & message,  
    uint32_t & ref_id,  
    double & ecef_x,  
    double & ecef_y,  
    double & ecef_z,  
    bool & gps,  
    bool & glonass,  
    bool & galileo )
```

Verifies and reads messages of type 1005 (Stationary Antenna Reference Point). Returns 1 if anything goes wrong, 0 otherwise.

10.300.3.39 read_MT1019()

```
int32_t RtcM::read_MT1019 (  
    const std::string & message,  
    Gps_Ephemeris & gps_eph ) const
```

Verifies and reads messages of type 1019 (GPS Ephemeris). Returns 1 if anything goes wrong, 0 otherwise.

10.300.3.40 read_MT1020()

```
int32_t RtcM::read_MT1020 (  
    const std::string & message,  
    Glonass_Gnav_Ephemeris & glonass_gnav_eph,  
    Glonass_Gnav_Utc_Model & glonass_gnav_utc_model ) const
```

Verifies and reads messages of type 1020 (GLONASS Ephemeris).

Note

Code added as part of GSoC 2017 program

Parameters

<i>message</i>	Message to read as a string type
<i>glonass_gnav_eph</i>	GLONASS GNAV Broadcast Ephemeris
<i>glonass_gnav_utc_model</i>	GLONASS GNAV Clock Information

Returns

Returns 1 if anything goes wrong, 0 otherwise.

10.300.3.41 read_MT1045()

```
int32_t Rtcn::read_MT1045 (
    const std::string & message,
    Galileo_Ephemeris & gal_eph ) const
```

Verifies and reads messages of type 1045 (Galileo Ephemeris). Returns 1 if anything goes wrong, 0 otherwise.

10.300.3.42 run_server()

```
void Rtcn::run_server ( )
```

Starts running the server.

10.300.3.43 send_message()

```
void Rtcn::send_message (
    const std::string & msg )
```

Sends a message through the server to all connected clients.

10.300.3.44 stop_server()

```
void Rtcn::stop_server ( )
```

Stops the server.

The documentation for this class was generated from the following file:

- [rtcn.h](#)

10.301 RtcM_Printer Class Reference

This class provides a implementation of a subset of the RTCM Standard 10403.2 messages.

```
#include <rtcm_printer.h>
```

Public Member Functions

- [RtcM_Printer](#) (const std::string &filename, bool flag_rtcM_file_dump, bool flag_rtcM_server, bool flag_rtcM_tty_port, uint16_t rtcM_tcp_port, uint16_t rtcM_station_id, const std::string &rtcM_dump_devname, bool time_tag_name=true, const std::string &base_path=".")
Default constructor.
- [~RtcM_Printer](#) ()
Default destructor.
- void [Print_RtcM_Messages](#) (const [Rtklib_Solver](#) *pvt_solver, const std::map< int, [Gnss_Synchro](#) > &gnss_observables_map, double rx_time, int32_t type_of_rx, int32_t rtcM_MSM_rate_ms, int32_t rtcM_MT1019_rate_ms, int32_t rtcM_MT1020_rate_ms, int32_t rtcM_MT1045_rate_ms, int32_t rtcM_MT1077_rate_ms, int32_t rtcM_MT1097_rate_ms, bool flag_write_RTCM_MSM_output, bool flag_write_RTCM_1019_output, bool flag_write_RTCM_1020_output, bool flag_write_RTCM_1045_output, bool enable_rx_clock_correction)
Print RTCM messages.
- uint32_t **lock_time** (const [Gps_Ephemeris](#) &eph, double obs_time, const [Gnss_Synchro](#) &gnss_synchro)
- uint32_t **lock_time** (const [Gps_CNAV_Ephemeris](#) &eph, double obs_time, const [Gnss_Synchro](#) &gnss_synchro)
- uint32_t **lock_time** (const [Galileo_Ephemeris](#) &eph, double obs_time, const [Gnss_Synchro](#) &gnss_synchro)
- uint32_t **lock_time** (const [Glonass_Gnav_Ephemeris](#) &eph, double obs_time, const [Gnss_Synchro](#) &gnss_synchro)
Locks time for logging given GLONASS GNAV Broadcast Ephemeris.
- std::string [print_MT1005_test](#) ()
For testing purposes.

10.301.1 Detailed Description

This class provides a implementation of a subset of the RTCM Standard 10403.2 messages.

Definition at line 47 of file `rtcm_printer.h`.

10.301.2 Constructor & Destructor Documentation

10.301.2.1 RtcM_Printer()

```
RtcM_Printer::RtcM_Printer (
    const std::string & filename,
    bool flag_rtcM_file_dump,
    bool flag_rtcM_server,
    bool flag_rtcM_tty_port,
    uint16_t rtcM_tcp_port,
    uint16_t rtcM_station_id,
    const std::string & rtcM_dump_devname,
    bool time_tag_name = true,
    const std::string & base_path = "." )
```

Default constructor.

10.301.2.2 ~Rtcn_Printer()

```
Rtcn_Printer::~~Rtcn_Printer ( )
```

Default destructor.

10.301.3 Member Function Documentation

10.301.3.1 lock_time()

```
uint32_t Rtcn_Printer::lock_time (
    const Glonass_Gnav_Ephemeris & eph,
    double obs_time,
    const Gnss_Synchro & gnss_synchro )
```

Locks time for logging given GLONASS GNAV Broadcast Ephemeris.

Note

Code added as part of GSoC 2017 program glonass_gnav_eph GLONASS GNAV Broadcast Ephemeris
obs_time Time of observation at the moment of printing observables Set of observables as defined by the platform

Returns

locked time during logging process

10.301.3.2 print_MT1005_test()

```
std::string Rtcn_Printer::print_MT1005_test ( )
```

For testing purposes.

10.301.3.3 Print_Rtcm_Messages()

```
void Rtcm_Printer::Print_Rtcm_Messages (
    const Rtklib\_Solver * pvt_solver,
    const std::map< int, Gnss\_Synchro > & gnss_observables_map,
    double rx_time,
    int32_t type_of_rx,
    int32_t rtcm_MSM_rate_ms,
    int32_t rtcm_MT1019_rate_ms,
    int32_t rtcm_MT1020_rate_ms,
    int32_t rtcm_MT1045_rate_ms,
    int32_t rtcm_MT1077_rate_ms,
    int32_t rtcm_MT1097_rate_ms,
    bool flag_write_RTCM_MSM_output,
    bool flag_write_RTCM_1019_output,
    bool flag_write_RTCM_1020_output,
    bool flag_write_RTCM_1045_output,
    bool enable_rx_clock_correction )
```

Print RTCM messages.

The documentation for this class was generated from the following file:

- [rtcm_printer.h](#)

10.302 rtcm_t Struct Reference

Public Attributes

- int **staid**
- int **stah**
- int **seqno**
- int **outtype**
- [gtime_t](#) **time**
- [gtime_t](#) **time_s**
- [obs_t](#) **obs**
- [nav_t](#) **nav**
- [sta_t](#) **sta**
- [dgps_t](#) * **dgps**
- [ssr_t](#) **ssr** [MAXSAT]
- char **msg** [128]
- char **msgtype** [256]
- char **msmtype** [6][128]
- int **obsflag**
- int **ephsat**
- double **cp** [MAXSAT][[NFREQ](#)+[NEXOBS](#)]
- unsigned short **lock** [MAXSAT][[NFREQ](#)+[NEXOBS](#)]
- unsigned short **loss** [MAXSAT][[NFREQ](#)+[NEXOBS](#)]
- [gtime_t](#) **lltime** [MAXSAT][[NFREQ](#)+[NEXOBS](#)]
- int **nbyte**
- int **nbit**
- int **len**
- unsigned char **buff** [1200]
- unsigned int **word**
- unsigned int **nmsg2** [100]
- unsigned int **nmsg3** [400]
- char **opt** [256]

10.302.1 Detailed Description

Definition at line 869 of file rtklib.h.

The documentation for this struct was generated from the following file:

- [rtklib.h](#)

10.303 rtk_t Struct Reference

Public Attributes

- [sol_t](#) **sol**
- double **rb** [6]
- int **nx**
- int **na**
- double **tt**
- double * **x**
- double * **P**
- double * **xa**
- double * **Pa**
- int **nfix**
- [ambc_t](#) **ambc** [MAXSAT]
- [ssat_t](#) **ssat** [MAXSAT]
- int **neb**
- char **errbuf** [MAXERRMSG]
- [prcopt_t](#) **opt**

10.303.1 Detailed Description

Definition at line 1060 of file rtklib.h.

The documentation for this struct was generated from the following file:

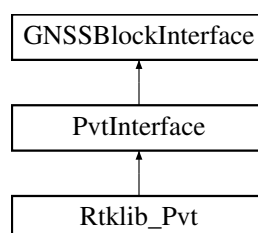
- [rtklib.h](#)

10.304 Rtklib_Pvt Class Reference

This class implements a [PvtInterface](#) for the RTKLIB PVT block.

```
#include <rtklib_pvt.h>
```

Inheritance diagram for Rtklib_Pvt:



Public Member Functions

- **Rtklib_Pvt** (const [ConfigurationInterface](#) *configuration, const std::string &role, unsigned int in_streams, unsigned int out_streams)
- std::string **role** () override
- std::string **implementation** () override

Returns "RTKLIB_PVT".
- void **clear_ephemeris** () override
- std::map< int, [Gps_Ephemeris](#) > **get_gps_ephemeris** () const override
- std::map< int, [Galileo_Ephemeris](#) > **get_galileo_ephemeris** () const override
- std::map< int, [Gps_Almanac](#) > **get_gps_almanac** () const override
- std::map< int, [Galileo_Almanac](#) > **get_galileo_almanac** () const override
- void **connect** (gr::top_block_sptr top_block) override
- void **disconnect** (gr::top_block_sptr top_block) override
- gr::basic_block_sptr **get_left_block** () override
- gr::basic_block_sptr **get_right_block** () override
- void **reset** () override
- size_t **item_size** () override

All blocks must have an [item_size\(\)](#) function implementation.
- bool **get_latest_PVT** (double *longitude_deg, double *latitude_deg, double *height_m, double *ground_speed_kmh, double *course_over_ground_deg, time_t *UTC_time) override

10.304.1 Detailed Description

This class implements a [PvtInterface](#) for the RTKLIB PVT block.

Global configuration options used:

GNSS-SDR.pre_2009_file - flag indicating a file older than 2009 rollover should be processed (false) GNSS-SDR.↵
R.observable_interval_ms - (20)

It supports the following configuration options:

.dump - (false) .dump_filename - ("/pvt.dat") .dump_mat - (true) .rtk_trace_level - debug level for the RTKLIB methods (0)

.output_rate_ms - (500) Note that the actual rate is the least common multiple of this value and GNSS-SDR.↵
observable_interval_ms .display_rate_ms - (500)

.flag_nmea_tty_port - (false) .nmea_dump_filename - ("/nmea_pvt.nmea") .nmea_dump_devname - ("/dev/tty1")

.rinex_version - (3) overridden by -RINEX_version=n.nn command line argument .rinexobs_rate_ms - rate at which RINEX observations are written (1000). Note that the actual rate is the least common multiple of this value and .output_rate_ms .rinex_name - (-RINEX_name command-line argument)

.flag_rtcm_tty_port - (false) .rtcm_dump_devname - ("/dev/pts/1") .flag_rtcm_server - (false) .rtcm_tcp_port - (2101) .rtcm_station_id - (1234) Output rates ... all values are LCM with the computed output rate (above) .rtcm_M↵
T1019_rate_ms - (5000) .rtcm_MT1020_rate_ms - (5000) .rtcm_MT1045_rate_ms - (5000) .rtcm_MSM_rate_ms - (1000) .rtcm_MT1077_rate_ms - (.rtcm_MSM_rate_ms) .rtcm_MT1087_rate_ms - (.rtcm_MSM_rate_ms) .rtcm_↵
MT1097_rate_ms - (.rtcm_MSM_rate_ms)

.kml_rate_ms - (1000) .gpx_rate_ms - (1000) .geojson_rate_ms - (1000) .nmea_rate_ms - (1000)

.positioning_mode - The RTKLIB positioning mode. ("Single") Supported values are "Single", "Static", "Kinematic", "PPP_Static" and "PPP_Kinematic". Unsupported modes include DGPS/DGNSS, Moving Baseline, Fixed, and

PPP-fixed .num_bands - number of frequencies to use, between 1 and 3. Default is based on the channels configured .elevation_mask - (15.0). Value must be in the range [0,90.0] .dynamics_model - (0) 0:none, 1:velocity, 2:acceleration

.iono_model - ("OFF"). Supported values are "OFF", "Broadcast", "SBAS", "Iono-Free-LC", "Estimate_STEC", "I↔ONEX". Unsupported values include QZSS broadcast, QZSS LEX, and SLANT TEC. .trop_model - ("OFF"). Supported values are "OFF", "Saastamoinen", "SBAS", "Estimate_ZTD", and "Estimate_ZTD_Grad". Unsupported values include ZTD correction and ZTD+grad correction .phwindup - phase windup correction for PPP modes (0) .reject_GPS_IIA - whether the GPS Block IIA satellites in eclipse are excluded (0). Only applies in PPP-* modes .raim_fde - whether RAIM (receiver autonomous integrity monitoring) FDE (fault detection and exclusion) is enabled (0) .earth_tide - (0) .navigation_system - mask of navigation systems to use. Default based on configured channels 0x01:GPS, 0x02:SBAS, 0x04:GLONASS, 0x08:Galileo, 0x10:QZSS, 0x20:BeiDou, 0x40:IRNS, 0x80:LEO

.AR_GPS - Ambiguity Resolution mode for GPS ("Continuous"). Supported values are "OFF", "Continuous", "↔Instantaneous", "Fix-and-Hold", "PPP-AR". Unsupported values include PPP-AR ILS, WLNL, and TCAR. .AR_GLO - Ambiguity Resolution mode for GLONASS (1). Value must be in the range [0,3]. (0:off,1:on,2:auto cal,3:ext cal) .AR_DBS - Ambiguity Resolution Mode for BeiDou (1). Value must be in the range [0,1]. (0:off,1:on) .min_ratio_↔to_fix_ambiguity - (3.0) .min_lock_to_fix_ambiguity - (0) .min_elevation_to_fix_ambiguity - minimum elevation (deg) to fix integer ambiguity (0.0) .outage_reset_ambiguity - (5) .slip_threshold - (0.05) .threshold_reject_gdop - if GDOP is over this value, the observable is excluded (30.0) .threshold_reject_innovation - if innovation is over this value, the observable is excluded (30.0) .number_filter_iter - number of iterations for the estimation filter (1) .bias_0 - (30.0) .iono_0 - (0.03) .trop_0 - (0.3) .sigma_bias - process noise stddev of carrier-phase bias(ambiguity)(cycle/sqrt(s)) (1e-4) .sigma_iono - process noise stddev of vertical ionospheric delay per 10km baseline (m/sqrt(s)) (1e-3) .sigma_↔trop - process noise stddev of zenith tropospheric delay (m/sqrt(s)) (1e-4) .sigma_acch - process noise stddev of the receiver acceleration horizontal component (m/s2/sqrt(s)) (1e-1) .sigma_accv - process noise stddev of the receiver acceleration vertical component (m/s2/sqrt(s)) (1e-2) .sigma_pos - (0.0) .code_phase_error_ratio_l1 - (100.0) .code_phase_error_ratio_l2 - (100.0) .code_phase_error_ratio_l5 - (100.0) .carrier_phase_error_factor_a - (0.003) .carrier_phase_error_factor_b - (0.003)

.output_enabled - (true) .rinex_output_enabled - (.output_enabled) .gpx_output_enabled - (.output_enabled) .geojson_output_enabled - (.output_enabled) .kml_output_enabled - (.output_enabled) .xml_output_enabled - (.output_enabled) .nmea_output_enabled - (.output_enabled) .rtcm_output_enabled - (false)

.output_path - directory to which output files are written (".") .rinex_output_path - (.output_path) .gpx_output_↔path - (.output_path) .geojson_output_path - (.output_path) .kml_output_path - (.output_path) .xml_output_path - (.output_path) .nmea_output_path - (.output_path) .rtcm_output_path - (.output_path)

.enable_monitor - enable the PVT monitor (false) .monitor_client_addresses - ("127.0.0.1") .monitor_udp_port - DO NOT USE THE DEFAULT (1234) .enable_protobuf - serialize using protocol buffers (true). Monitor.enable_protobuf if true, sets this to true

.enable_monitor_ephemeris - enable the ephemeris monitor (false) .monitor_ephemeris_client_addresses - ("127.0.0.1") .monitor_ephemeris_udp_port - DO NOT USE THE DEFAULT (1234)

.show_local_time_zone - (false) .enable_rx_clock_correction - (false) .max_clock_offset_ms - (40)

Definition at line 173 of file rtklib_pvt.h.

10.304.2 Member Function Documentation

10.304.2.1 implementation()

```
std::string Rtklib_Pvt::implementation ( ) [inline], [override], [virtual]
```

Returns "RTKLIB_PVT".

Implements [GNSSBlockInterface](#).

Definition at line 189 of file rtklib_pvt.h.

10.304.2.2 item_size()

```
size_t Rtklib_Pvt::item_size ( ) [inline], [override], [virtual]
```

All blocks must have an [item_size\(\)](#) function implementation.

Implements [GNSSBlockInterface](#).

Definition at line 211 of file rtklib_pvt.h.

The documentation for this class was generated from the following file:

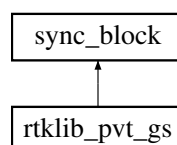
- [rtklib_pvt.h](#)

10.305 rtklib_pvt_gs Class Reference

This class implements a block that computes the PVT solution using the RTKLIB integrated library.

```
#include <rtklib_pvt_gs.h>
```

Inheritance diagram for rtklib_pvt_gs:



Public Member Functions

- [~rtklib_pvt_gs](#) ()
Default destructor.
- `std::map< int, Gps_Ephemeris > get_gps_ephemeris_map () const`
Get latest set of GPS ephemeris from PVT block.
- `std::map< int, Gps_Almanac > get_gps_almanac_map () const`
Get latest set of GPS almanac from PVT block.
- `std::map< int, Galileo_Ephemeris > get_galileo_ephemeris_map () const`
Get latest set of Galileo ephemeris from PVT block.
- `std::map< int, Galileo_Almanac > get_galileo_almanac_map () const`
Get latest set of Galileo almanac from PVT block.
- `std::map< int, Beidou_Dnav_Ephemeris > get_beidou_dnav_ephemeris_map () const`
Get latest set of BeiDou DNAV ephemeris from PVT block.
- `std::map< int, Beidou_Dnav_Almanac > get_beidou_dnav_almanac_map () const`
Get latest set of BeiDou DNAV almanac from PVT block.
- `void clear_ephemeris ()`
Clear all ephemeris information and the almanacs for GPS and Galileo.
- `bool get_latest_PVT (double *longitude_deg, double *latitude_deg, double *height_m, double *ground_↵
speed_kmh, double *course_over_ground_deg, time_t *UTC_time) const`
Get the latest Position WGS84 [deg], Ground Velocity, Course over Ground, and UTC Time, if available.
- `int work (int noutput_items, gr_vector_const_void_star &input_items, gr_vector_void_star &output_items)`
PVT Signal Processing.

Friends

- `rtklib_pvt_gs_sptr rtklib_make_pvt_gs (uint32_t nchannels, const Pvt_Conf &conf_, const rtk_t &rtk)`

10.305.1 Detailed Description

This class implements a block that computes the PVT solution using the RTKLIB integrated library.

Definition at line 77 of file `rtklib_pvt_gs.h`.

10.305.2 Constructor & Destructor Documentation

10.305.2.1 ~rtklib_pvt_gs()

```
rtklib_pvt_gs::~~rtklib_pvt_gs ( )
```

Default destructor.

10.305.3 Member Function Documentation

10.305.3.1 clear_ephemeris()

```
void rtklib_pvt_gs::clear_ephemeris ( )
```

Clear all ephemeris information and the almanacs for GPS and Galileo.

10.305.3.2 get_beidou_dnav_almanac_map()

```
std::map<int, Beidou_Dnav_Almanac> rtklib_pvt_gs::get_beidou_dnav_almanac_map ( ) const
```

Get latest set of BeiDou DNAV almanac from PVT block.

10.305.3.3 get_beidou_dnav_ephemeris_map()

```
std::map<int, Beidou_Dnav_Ephemeris> rtklib_pvt_gs::get_beidou_dnav_ephemeris_map ( ) const
```

Get latest set of BeiDou DNAV ephemeris from PVT block.

10.305.3.4 get_galileo_almanac_map()

```
std::map<int, Galileo_Almanac> rtklib_pvt_gs::get_galileo_almanac_map ( ) const
```

Get latest set of Galileo almanac from PVT block.

10.305.3.5 get_galileo_ephemeris_map()

```
std::map<int, Galileo_Ephemeris> rtklib_pvt_gs::get_galileo_ephemeris_map ( ) const
```

Get latest set of Galileo ephemeris from PVT block.

10.305.3.6 get_gps_almanac_map()

```
std::map<int, Gps_Almanac> rtklib_pvt_gs::get_gps_almanac_map ( ) const
```

Get latest set of GPS almanac from PVT block.

10.305.3.7 `get_gps_ephemeris_map()`

```
std::map<int, Gps\_Ephemeris> rtklib_pvt_gs::get_gps_ephemeris_map ( ) const
```

Get latest set of GPS ephemeris from PVT block.

10.305.3.8 `get_latest_PVT()`

```
bool rtklib_pvt_gs::get_latest_PVT (
    double * longitude_deg,
    double * latitude_deg,
    double * height_m,
    double * ground_speed_kmh,
    double * course_over_ground_deg,
    time_t * UTC_time ) const
```

Get the latest Position WGS84 [deg], Ground Velocity, Course over Ground, and UTC Time, if available.

10.305.3.9 `work()`

```
int rtklib_pvt_gs::work (
    int noutput_items,
    gr_vector_const_void_star & input_items,
    gr_vector_void_star & output_items )
```

PVT Signal Processing.

The documentation for this class was generated from the following file:

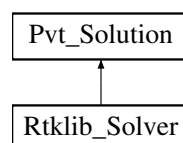
- [rtklib_pvt_gs.h](#)

10.306 Rtklib_Solver Class Reference

This class implements a PVT solution based on RTKLIB.

```
#include <rtklib_solver.h>
```

Inheritance diagram for Rtklib_Solver:



Public Member Functions

- **Rtklib_Solver** (const [rtk_t](#) &rtk, const std::string &dump_filename, bool flag_dump_to_file, bool flag_dump↵_to_mat)
- bool **get_PVT** (const std::map< int, [Gnss_Synchro](#) > &gnss_observables_map, bool flag_averaging)
- double **get_hdop** () const override
- double **get_vdop** () const override
- double **get_pdop** () const override
- double **get_gdop** () const override
- [Monitor_Pvt](#) **get_monitor_pvt** () const

Public Attributes

- [sol_t](#) **pvt_sol** {}
- std::array< [ssat_t](#), MAXSAT > **pvt_ssat** {}
- std::map< int, [Galileo_Ephemeris](#) > [galileo_ephemeris_map](#)
Map storing new Galileo_Ephemeris.
- std::map< int, [Gps_Ephemeris](#) > [gps_ephemeris_map](#)
Map storing new GPS_Ephemeris.
- std::map< int, [Gps_CNAV_Ephemeris](#) > [gps_cnav_ephemeris_map](#)
Map storing new GPS_CNAV_Ephemeris.
- std::map< int, [Glonass_Gnav_Ephemeris](#) > [glonass_gnav_ephemeris_map](#)
Map storing new GLONASS GNAV Ephemeris.
- std::map< int, [Beidou_Dnav_Ephemeris](#) > [beidou_dnav_ephemeris_map](#)
Map storing new BeiDou DNAV Ephemeris.
- [Galileo_Utc_Model](#) **galileo_utc_model**
- [Galileo_Iono](#) **galileo_iono**
- std::map< int, [Galileo_Almanac](#) > [galileo_almanac_map](#)
- [Gps_Utc_Model](#) **gps_utc_model**
- [Gps_Iono](#) **gps_iono**
- std::map< int, [Gps_Almanac](#) > [gps_almanac_map](#)
- [Gps_CNAV_Iono](#) **gps_cnav_iono**
- [Gps_CNAV_Utc_Model](#) **gps_cnav_utc_model**
- [Glonass_Gnav_Utc_Model](#) [glonass_gnav_utc_model](#)
Map storing GLONASS GNAV UTC Model.
- [Glonass_Gnav_Almanac](#) [glonass_gnav_almanac](#)
Map storing GLONASS GNAV Almanac Model.
- [Beidou_Dnav_Utc_Model](#) **beidou_dnav_utc_model**
- [Beidou_Dnav_Iono](#) **beidou_dnav_iono**
- std::map< int, [Beidou_Dnav_Almanac](#) > [beidou_dnav_almanac_map](#)

10.306.1 Detailed Description

This class implements a PVT solution based on RTKLIB.

Definition at line 75 of file [rtklib_solver.h](#).

10.306.2 Member Data Documentation

10.306.2.1 beidou_dnav_ephemeris_map

```
std::map<int, Beidou\_Dnav\_Ephemeris> Rtklib_Solver::beidou_dnav_ephemeris_map
```

Map storing new BeiDou DNAV Ephemeris.

Definition at line 96 of file rtklib_solver.h.

10.306.2.2 galileo_ephemeris_map

```
std::map<int, Galileo\_Ephemeris> Rtklib_Solver::galileo_ephemeris_map
```

Map storing new [Galileo_Ephemeris](#).

Definition at line 92 of file rtklib_solver.h.

10.306.2.3 glonass_gnav_almanac

```
Glonass\_Gnav\_Almanac Rtklib_Solver::glonass_gnav_almanac
```

Map storing GLONASS GNAV Almanac Model.

Definition at line 110 of file rtklib_solver.h.

10.306.2.4 glonass_gnav_ephemeris_map

```
std::map<int, Glonass\_Gnav\_Ephemeris> Rtklib_Solver::glonass_gnav_ephemeris_map
```

Map storing new GLONASS GNAV Ephemeris.

Definition at line 95 of file rtklib_solver.h.

10.306.2.5 glonass_gnav_utc_model

```
Glonass\_Gnav\_Utc\_Model Rtklib_Solver::glonass_gnav_utc_model
```

Map storing GLONASS GNAV UTC Model.

Definition at line 109 of file rtklib_solver.h.

10.306.2.6 `gps_cnav_ephemeris_map`

```
std::map<int, Gps\_CNAV\_Ephemeris> Rtklib_Solver::gps_cnav_ephemeris_map
```

Map storing new GPS_CNAV_Ephemeris.

Definition at line 94 of file `rtklib_solver.h`.

10.306.2.7 `gps_ephemeris_map`

```
std::map<int, Gps\_Ephemeris> Rtklib_Solver::gps_ephemeris_map
```

Map storing new GPS_Ephemeris.

Definition at line 93 of file `rtklib_solver.h`.

The documentation for this class was generated from the following file:

- [rtklib_solver.h](#)

10.307 Rtklib_Solver_Dump_Reader Class Reference

Public Member Functions

- bool **read_binary_obs** ()
- bool **restart** ()
- int64_t **num_epochs** ()
- bool **open_obs_file** (std::string out_file)

Public Attributes

- uint32_t **TOW_at_current_symbol_ms**
- uint32_t **week**
- double **RX_time**
- double **clk_offset_s**
- double **rr** [6]
- double **qr** [6]
- double **latitude**
- double **longitude**
- double **height**
- uint8_t **ns**
- uint8_t **status**
- uint8_t **type**
- float **AR_ratio**
- float **AR_thres**
- double **dop** [4]

10.307.1 Detailed Description

Definition at line 25 of file rtklib_solver_dump_reader.h.

The documentation for this class was generated from the following file:

- [rtklib_solver_dump_reader.h](#)

10.308 rtksvr_t Struct Reference

Public Attributes

- int **state**
- int **cycle**
- int **nmeacycle**
- int **nmeareq**
- double **nmeapos** [3]
- int **buffsize**
- int **format** [3]
- [solopt_t](#) **solo**pt [2]
- int **navsel**
- int **nsbs**
- int **nsol**
- [rtk_t](#) **rtk**
- int **nb** [3]
- int **nsb** [2]
- int **npb** [3]
- unsigned char * **buff** [3]
- unsigned char * **sbuf** [2]
- unsigned char * **pbuf** [3]
- [sol_t](#) **solbuf** [MAXSOLBUF]
- unsigned int **nmsg** [3][10]
- [raw_t](#) **raw** [3]
- [rtcm_t](#) **rtcm** [3]
- [gtime_t](#) **f**time [3]
- char **files** [3][MAXSTRPATH]
- [obs_t](#) **obs** [3][MAXOBSBUF]
- [nav_t](#) **nav**
- [sbsmsg_t](#) **sbsmsg** [MAXSBSMSG]
- [stream_t](#) **stream** [8]
- [stream_t](#) * **moni**
- unsigned int **tick**
- pthread_t **thread**
- int **cputime**
- int **prcout**
- lock_t **lock**

10.308.1 Detailed Description

Definition at line 1232 of file rtklib.h.

The documentation for this struct was generated from the following file:

- [rtklib.h](#)

10.309 Rtl_Tcp_Dongle_Info Class Reference

This class represents the dongle information which is sent by rtl_tcp.

```
#include <rtl_tcp_dongle_info.h>
```

Public Types

- enum {
TUNER_UNKNOWN = 0, **TUNER_E4000**, **TUNER_FC0012**, **TUNER_FC0013**,
TUNER_FC2580, **TUNER_R820T**, **TUNER_R828D** }

Public Member Functions

- boost::system::error_code **read** (boost::asio::ip::tcp::socket &socket)
- bool **is_valid** () const
- const char * **get_type_name** () const
- double **clip_gain** (int gain) const
- uint32_t **get_tuner_type** () const
- uint32_t **get_tuner_gain_count** () const

10.309.1 Detailed Description

This class represents the dongle information which is sent by rtl_tcp.

Definition at line 35 of file rtl_tcp_dongle_info.h.

The documentation for this class was generated from the following file:

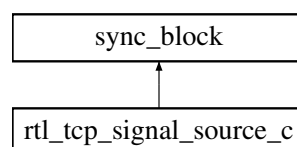
- [rtl_tcp_dongle_info.h](#)

10.310 rtl_tcp_signal_source_c Class Reference

This class reads interleaved I/Q samples from an rtl_tcp server and outputs complex types.

```
#include <rtl_tcp_signal_source_c.h>
```

Inheritance diagram for rtl_tcp_signal_source_c:



Public Member Functions

- int **work** (int noutput_items, gr_vector_const_void_star &input_items, gr_vector_void_star &output_items)
- void **set_frequency** (int frequency)
- void **set_sample_rate** (int sample_rate)
- void **set_agc_mode** (bool agc)
- void **set_gain** (int gain)
- void **set_if_gain** (int gain)

Friends

- rtl_tcp_signal_source_c_sptr **rtl_tcp_make_signal_source_c** (const std::string &address, int16_t port, bool flip_iq)

10.310.1 Detailed Description

This class reads interleaved I/Q samples from an rtl_tcp server and outputs complex types.

Definition at line 65 of file rtl_tcp_signal_source_c.h.

The documentation for this class was generated from the following file:

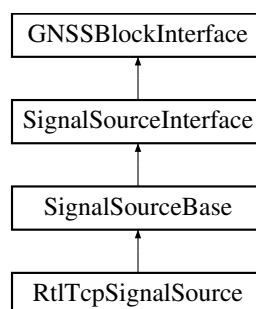
- [rtl_tcp_signal_source_c.h](#)

10.311 RtlTcpSignalSource Class Reference

This class reads from rtl_tcp, which streams interleaved I/Q samples over TCP. (see <https://osmocom.org/projects/rtl-sdr/wiki>)

```
#include <rtl_tcp_signal_source.h>
```

Inheritance diagram for RtlTcpSignalSource:



Public Member Functions

- **RtlTcpSignalSource** (const [ConfigurationInterface](#) *configuration, const std::string &role, unsigned int in_stream, unsigned int out_stream, [Concurrent_Queue](#)< pmt::pmt_t > *queue)
- size_t **item_size** () override
- void **connect** (gr::top_block_sptr top_block) override
- void **disconnect** (gr::top_block_sptr top_block) override
- gr::basic_block_sptr **get_left_block** () override
- gr::basic_block_sptr **get_right_block** () override

Additional Inherited Members

10.311.1 Detailed Description

This class reads from `rtl_tcp`, which streams interleaved I/Q samples over TCP. (see <https://osmocom.org/projects/rtl-sdr/wiki>)

Definition at line 45 of file `rtl_tcp_signal_source.h`.

The documentation for this class was generated from the following file:

- [rtl_tcp_signal_source.h](#)

10.312 Sbas_Ephemeris Class Reference

This class stores SBAS SV ephemeris data.

```
#include <sbas_ephemeris.h>
```

Public Member Functions

- void **print** (std::ostream &out)

Public Attributes

- int [i_prn](#) {}
PRN number.
- int [i_t0](#) {}
Reference epoch time (GPST)
- double [d_tof](#) {}
Time of message frame (GPST)
- int [i_sv_ura](#) {}
SV accuracy (URA index), not standardized.
- bool [b_sv_do_not_use](#) {}
Health status (false:do not use / true:usable)
- double [d_pos](#) [3] {}
Satellite position (m) (ECEF)
- double [d_vel](#) [3] {}
Satellite velocity (m/s) (ECEF)
- double [d_acc](#) [3] {}
Satellite acceleration (m/s²) (ECEF)
- double [d_af0](#) {}
Satellite clock-offset (s)
- double [d_af1](#) {}
Satellite drift (s/s)

10.312.1 Detailed Description

This class stores SBAS SV ephemeris data.

Definition at line 33 of file sbas_ephemeris.h.

10.312.2 Member Data Documentation

10.312.2.1 b_sv_do_not_use

```
bool Sbas_Ephemeris::b_sv_do_not_use {}
```

Health status (false:do not use / true:usable)

Definition at line 42 of file sbas_ephemeris.h.

10.312.2.2 d_acc

```
double Sbas_Ephemeris::d_acc[3] {}
```

Satellite acceleration (m/s²) (ECEF)

Definition at line 45 of file sbas_ephemeris.h.

10.312.2.3 d_af0

```
double Sbas_Ephemeris::d_af0 {}
```

Satellite clock-offset (s)

Definition at line 46 of file sbas_ephemeris.h.

10.312.2.4 d_af1

```
double Sbas_Ephemeris::d_af1 {}
```

Satellite drift (s/s)

Definition at line 47 of file sbas_ephemeris.h.

10.312.2.5 d_pos

```
double Sbas_Ephemeris::d_pos[3] {}
```

Satellite position (m) (ECEF)

Definition at line 43 of file sbas_ephemeris.h.

10.312.2.6 d_tof

```
double Sbas_Ephemeris::d_tof {}
```

Time of message frame (GPST)

Definition at line 40 of file sbas_ephemeris.h.

10.312.2.7 d_vel

```
double Sbas_Ephemeris::d_vel[3] {}
```

Satellite velocity (m/s) (ECEF)

Definition at line 44 of file sbas_ephemeris.h.

10.312.2.8 i_prn

```
int Sbas_Ephemeris::i_prn {}
```

PRN number.

Definition at line 38 of file sbas_ephemeris.h.

10.312.2.9 i_sv_ura

```
int Sbas_Ephemeris::i_sv_ura {}
```

SV accuracy (URA index), not standardized.

Definition at line 41 of file sbas_ephemeris.h.

10.312.2.10 i_t0

```
int Sbas_Ephemeris::i_t0 {}
```

Reference epoch time (GPST)

Definition at line 39 of file sbas_ephemeris.h.

The documentation for this class was generated from the following file:

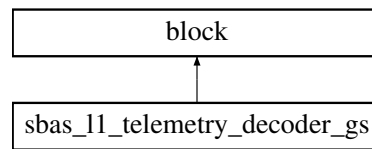
- [sbas_ephemeris.h](#)

10.313 sbas_l1_telemetry_decoder_gs Class Reference

This class implements a block that decodes the SBAS integrity and corrections data defined in RTCA MOPS DO-229.

```
#include <sbas_l1_telemetry_decoder_gs.h>
```

Inheritance diagram for sbas_l1_telemetry_decoder_gs:



Public Member Functions

- void [set_satellite](#) (const [Gnss_Satellite](#) &satellite)
Set satellite PRN.
- void [set_channel](#) (int32_t channel)
Set receiver's channel.
- void [reset](#) ()
- int [general_work](#) (int noutput_items, gr_vector_int &ninput_items, gr_vector_const_void_star &input_items, gr_vector_void_star &output_items) override
This is where all signal processing takes place.

Friends

- sbas_l1_telemetry_decoder_gs_sptr [sbas_l1_make_telemetry_decoder_gs](#) (const [Gnss_Satellite](#) &satellite, bool dump)

10.313.1 Detailed Description

This class implements a block that decodes the SBAS integrity and corrections data defined in RTCA MOPS DO-229.

Definition at line 54 of file sbas_l1_telemetry_decoder_gs.h.

10.313.2 Member Function Documentation

10.313.2.1 `general_work()`

```
int sbas_l1_telemetry_decoder_gs::general_work (
    int noutput_items,
    gr_vector_int & ninput_items,
    gr_vector_const_void_star & input_items,
    gr_vector_void_star & output_items ) [override]
```

This is where all signal processing takes place.

10.313.2.2 `set_channel()`

```
void sbas_l1_telemetry_decoder_gs::set_channel (
    int32_t channel )
```

Set receiver's channel.

10.313.2.3 `set_satellite()`

```
void sbas_l1_telemetry_decoder_gs::set_satellite (
    const Gnss_Satellite & satellite )
```

Set satellite PRN.

The documentation for this class was generated from the following file:

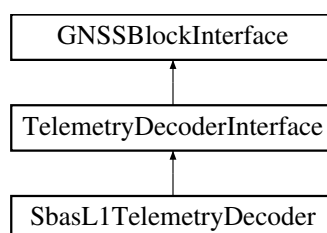
- [sbas_l1_telemetry_decoder_gs.h](#)

10.314 SbasL1TelemetryDecoder Class Reference

This class implements a NAV data decoder for SBAS frames in L1 radio link.

```
#include <sbas_l1_telemetry_decoder.h>
```

Inheritance diagram for SbasL1TelemetryDecoder:



Public Member Functions

- **SbasL1TelemetryDecoder** (const [ConfigurationInterface](#) *configuration, const std::string &role, unsigned int in_streams, unsigned int out_streams)
- std::string **role** () override
- std::string **implementation** () override

Returns "SBAS_L1_Telemetry_Decoder".
- void **connect** (gr::top_block_sptr top_block) override
- void **disconnect** (gr::top_block_sptr top_block) override
- gr::basic_block_sptr **get_left_block** () override
- gr::basic_block_sptr **get_right_block** () override
- void **set_satellite** (const [Gnss_Satellite](#) &satellite) override
- void **set_channel** (int channel) override
- void **reset** () override
- size_t **item_size** () override

10.314.1 Detailed Description

This class implements a NAV data decoder for SBAS frames in L1 radio link.

Definition at line 41 of file `sbas_l1_telemetry_decoder.h`.

10.314.2 Member Function Documentation

10.314.2.1 implementation()

```
std::string SbasL1TelemetryDecoder::implementation ( ) [inline], [override], [virtual]
```

Returns "SBAS_L1_Telemetry_Decoder".

Implements [GNSSBlockInterface](#).

Definition at line 58 of file `sbas_l1_telemetry_decoder.h`.

The documentation for this class was generated from the following file:

- [sbas_l1_telemetry_decoder.h](#)

10.315 sbs_t Struct Reference

Public Attributes

- int **n**
- int **nmax**
- [sbsmsg_t](#) * **msgs**

10.315.1 Detailed Description

Definition at line 568 of file rtklib.h.

The documentation for this struct was generated from the following file:

- [rtklib.h](#)

10.316 sbsfcorr_t Struct Reference

Public Attributes

- [gtime_t](#) **t0**
- double **prc**
- double **rrc**
- double **dt**
- int **iodf**
- short **udre**
- short **ai**

10.316.1 Detailed Description

Definition at line 575 of file rtklib.h.

The documentation for this struct was generated from the following file:

- [rtklib.h](#)

10.317 sbsignp_t Struct Reference

Public Attributes

- [gtime_t](#) **t0**
- short **lat**
- short **lon**
- short **give**
- float **delay**

10.317.1 Detailed Description

Definition at line 614 of file rtklib.h.

The documentation for this struct was generated from the following file:

- [rtklib.h](#)

10.318 sbsigpband_t Struct Reference

Public Attributes

- short **x**
- const short * **y**
- unsigned char **bits**
- unsigned char **bite**

10.318.1 Detailed Description

Definition at line 623 of file rtklib.h.

The documentation for this struct was generated from the following file:

- [rtklib.h](#)

10.319 sbsion_t Struct Reference

Public Attributes

- int **iodi**
- int **nigp**
- [sbsigp_t](#) **igp** [MAXNIGP]

10.319.1 Detailed Description

Definition at line 632 of file rtklib.h.

The documentation for this struct was generated from the following file:

- [rtklib.h](#)

10.320 sbslcorr_t Struct Reference

Public Attributes

- [gtime_t](#) **t0**
- int **iode**
- double **dpos** [3]
- double **dvel** [3]
- double **daf0**
- double **daf1**

10.320.1 Detailed Description

Definition at line 587 of file rtklib.h.

The documentation for this struct was generated from the following file:

- [rtklib.h](#)

10.321 sbsmsg_t Struct Reference

Public Attributes

- int **week**
- int **tow**
- int **prn**
- unsigned char **msg** [29]

10.321.1 Detailed Description

Definition at line 560 of file rtklib.h.

The documentation for this struct was generated from the following file:

- [rtklib.h](#)

10.322 sbssat_t Struct Reference

Public Attributes

- int **iodp**
- int **nsat**
- int **tlat**
- [sbssatp_t](#) **sat** [MAXSAT]

10.322.1 Detailed Description

Definition at line 605 of file rtklib.h.

The documentation for this struct was generated from the following file:

- [rtklib.h](#)

10.323 sbssatp_t Struct Reference

Public Attributes

- int **sat**
- [sbsfcorr_t](#) **fcorr**
- [sbslcorr_t](#) **lcorr**

10.323.1 Detailed Description

Definition at line 597 of file rtklib.h.

The documentation for this struct was generated from the following file:

- [rtklib.h](#)

10.324 sdr_gnss_packet_t Struct Reference

Public Attributes

- uint8_t **nsvfix**
- uint8_t **gps_satellites**
- uint8_t **galileo_satellites**
- uint32_t **microseconds**
- double **latitude**
- double **longitude**
- double **height**
- float **velocity** [3]
- ```
struct {
 uint8_t prn
 uint8_t snr
 int16_t doppler
} sats [6]
```
- uint32\_t **reserved**
- uint16\_t **status**

### 10.324.1 Detailed Description

Definition at line 39 of file an\_packet\_printer.h.

The documentation for this struct was generated from the following file:

- [an\\_packet\\_printer.h](#)

## 10.325 `seph_t` Struct Reference

### Public Attributes

- int **sat**
- [gtime\\_t](#) **t0**
- [gtime\\_t](#) **tof**
- int **sva**
- int **svh**
- double **pos** [3]
- double **vel** [3]
- double **acc** [3]
- double **af0**
- double **af1**

### 10.325.1 Detailed Description

Definition at line 495 of file `rtklib.h`.

The documentation for this struct was generated from the following file:

- [rtklib.h](#)

## 10.326 `Serdes_Galileo_Eph` Class Reference

This class implements serialization and deserialization of [Galileo\\_Ephemeris](#) using Protocol Buffers.

```
#include <serdes_galileo_eph.h>
```

### Public Member Functions

- **Serdes\_Galileo\_Eph** (const [Serdes\\_Galileo\\_Eph](#) &other) noexcept
- [Serdes\\_Galileo\\_Eph](#) & **operator=** (const [Serdes\\_Galileo\\_Eph](#) &rhs) noexcept  
*< Copy assignment operator*
- **Serdes\_Galileo\_Eph** ([Serdes\\_Galileo\\_Eph](#) &&other) noexcept
- [Serdes\\_Galileo\\_Eph](#) & **operator=** ([Serdes\\_Galileo\\_Eph](#) &&other) noexcept  
*< Move assignment operator*
- std::string **createProtobuffer** (const std::shared\_ptr< [Galileo\\_Ephemeris](#) > monitor)
- [Galileo\\_Ephemeris](#) **readProtobuffer** (const gnss\_sdr::GalileoEphemeris &mon) const  
*< Deserialization*

### 10.326.1 Detailed Description

This class implements serialization and deserialization of [Galileo\\_Ephemeris](#) using Protocol Buffers.

Definition at line 37 of file `serdes_galileo_eph.h`.

### 10.326.2 Member Function Documentation

#### 10.326.2.1 `createProtobuffer()`

```
std::string Serdes_Galileo_Eph::createProtobuffer (
 const std::shared_ptr< Galileo_Ephemeris > monitor) [inline]
```

## Parameters

|                |                             |
|----------------|-----------------------------|
| <i>monitor</i> | Serialization into a string |
|----------------|-----------------------------|

Definition at line 75 of file `serdes_galileo_eph.h`.

10.326.2.2 `operator=()` [1/2]

```
Serdes_Galileo_Eph& Serdes_Galileo_Eph::operator= (
 const Serdes_Galileo_Eph & rhs) [inline], [noexcept]
```

< Copy assignment operator

Definition at line 56 of file `serdes_galileo_eph.h`.

10.326.2.3 `operator=()` [2/2]

```
Serdes_Galileo_Eph& Serdes_Galileo_Eph::operator= (
 Serdes_Galileo_Eph && other) [inline], [noexcept]
```

< Move assignment operator

Definition at line 66 of file `serdes_galileo_eph.h`.

10.326.2.4 `readProtobuffer()`

```
Galileo_Ephemeris Serdes_Galileo_Eph::readProtobuffer (
 const gnss_sdr::GalileoEphemeris & mon) const [inline]
```

< Deserialization

Definition at line 124 of file `serdes_galileo_eph.h`.

References `Gnss_Ephemeris::af0`, `Gnss_Ephemeris::af1`, `Gnss_Ephemeris::af2`, `Galileo_Ephemeris::BGD_E1E5a`, `Galileo_Ephemeris::BGD_E1E5b`, `Gnss_Ephemeris::Cic`, `Gnss_Ephemeris::Cis`, `Gnss_Ephemeris::Crc`, `Gnss_Ephemeris::Crs`, `Gnss_Ephemeris::Cuc`, `Gnss_Ephemeris::Cus`, `Gnss_Ephemeris::delta_n`, `Gnss_Ephemeris::dtr`, `Galileo_Ephemeris::E1B_DVS`, `Galileo_Ephemeris::E1B_HS`, `Galileo_Ephemeris::E5a_DVS`, `Galileo_Ephemeris::E5a_HS`, `Galileo_Ephemeris::E5b_DVS`, `Galileo_Ephemeris::E5b_HS`, `Gnss_Ephemeris::ecc`, `Gnss_Ephemeris::i_0`, `Gnss_Ephemeris::idot`, `Gnss_Ephemeris::M_0`, `Gnss_Ephemeris::omega`, `Gnss_Ephemeris::OMEGA_0`, `Gnss_Ephemeris::OMEGAdot`, `Gnss_Ephemeris::PRN`, `Gnss_Ephemeris::satClkDrift`, `Galileo_Ephemeris::SISA`, `Gnss_Ephemeris::sqrtA`, `Gnss_Ephemeris::toc`, `Gnss_Ephemeris::toe`, `Gnss_Ephemeris::tow`, and `Gnss_Ephemeris::WN`.

The documentation for this class was generated from the following file:

- [serdes\\_galileo\\_eph.h](#)

## 10.327 Serdes\_Gnss\_Synchro Class Reference

This class implements serialization and deserialization of [Gnss\\_Synchro](#) objects using Protocol Buffers.

```
#include <serdes_gnss_synchro.h>
```

### Public Member Functions

- [Serdes\\_Gnss\\_Synchro](#) (const [Serdes\\_Gnss\\_Synchro](#) &other) noexcept  
    < Copy constructor
- [Serdes\\_Gnss\\_Synchro](#) & operator= (const [Serdes\\_Gnss\\_Synchro](#) &rhs) noexcept  
    < Copy assignment operator
- [Serdes\\_Gnss\\_Synchro](#) ([Serdes\\_Gnss\\_Synchro](#) &&other) noexcept  
    < Move constructor
- [Serdes\\_Gnss\\_Synchro](#) & operator= ([Serdes\\_Gnss\\_Synchro](#) &&other) noexcept  
    < Move assignment operator
- std::string [createProtobuffer](#) (const std::vector< [Gnss\\_Synchro](#) > &vgs)
- std::vector< [Gnss\\_Synchro](#) > [readProtobuffer](#) (const gnss\_sdr::Observables &obs) const  
    < Deserialization

### 10.327.1 Detailed Description

This class implements serialization and deserialization of [Gnss\\_Synchro](#) objects using Protocol Buffers.

Definition at line 32 of file [serdes\\_gnss\\_synchro.h](#).

### 10.327.2 Constructor & Destructor Documentation

#### 10.327.2.1 Serdes\_Gnss\_Synchro() [1/2]

```
Serdes_Gnss_Synchro::Serdes_Gnss_Synchro (
 const Serdes_Gnss_Synchro & other) [inline], [noexcept]
```

< Copy constructor

Definition at line 47 of file [serdes\\_gnss\\_synchro.h](#).

#### 10.327.2.2 Serdes\_Gnss\_Synchro() [2/2]

```
Serdes_Gnss_Synchro::Serdes_Gnss_Synchro (
 Serdes_Gnss_Synchro && other) [inline], [noexcept]
```

< Move constructor

Definition at line 58 of file [serdes\\_gnss\\_synchro.h](#).

### 10.327.3 Member Function Documentation

#### 10.327.3.1 createProtobuffer()

```
std::string Serdes_Gnss_Synchro::createProtobuffer (
 const std::vector< Gnss_Synchro > & vgs) [inline]
```

## Parameters

|     |                             |
|-----|-----------------------------|
| vgs | Serialization into a string |
|-----|-----------------------------|

Definition at line 72 of file `serdes_gnss_synchro.h`.

### 10.327.3.2 operator=() [1/2]

```
Serdes_Gnss_Synchro& Serdes_Gnss_Synchro::operator= (
 const Serdes_Gnss_Synchro & rhs) [inline], [noexcept]
```

< Copy assignment operator

Definition at line 52 of file `serdes_gnss_synchro.h`.

### 10.327.3.3 operator=() [2/2]

```
Serdes_Gnss_Synchro& Serdes_Gnss_Synchro::operator= (
 Serdes_Gnss_Synchro && other) [inline], [noexcept]
```

< Move assignment operator

Definition at line 63 of file `serdes_gnss_synchro.h`.

### 10.327.3.4 readProtobuffer()

```
std::vector<Gnss_Synchro> Serdes_Gnss_Synchro::readProtobuffer (
 const gnss_sdr::Observables & obs) const [inline]
```

< Deserialization

Definition at line 122 of file `serdes_gnss_synchro.h`.

References `Gnss_Synchro::Acq_delay_samples`, `Gnss_Synchro::Acq_doppler_hz`, `Gnss_Synchro::Acq_doppler_step`, `Gnss_Synchro::Acq_samplestamp_samples`, `Gnss_Synchro::Carrier_Doppler_hz`, `Gnss_Synchro::Carrier_phase_rads`, `Gnss_Synchro::Channel_ID`, `Gnss_Synchro::CN0_dB_hz`, `Gnss_Synchro::Code_phase_samples`, `Gnss_Synchro::correlation_length_ms`, `Gnss_Synchro::Flag_PLL_180_deg_phase_locked`, `Gnss_Synchro::Flag_valid_acquisition`, `Gnss_Synchro::Flag_valid_pseudorange`, `Gnss_Synchro::Flag_valid_symbol_output`, `Gnss_Synchro::Flag_valid_word`, `Gnss_Synchro::fs`, `Gnss_Synchro::interp_TOW_ms`, `Gnss_Synchro::PRN`, `Gnss_Synchro::Prompt_I`, `Gnss_Synchro::Prompt_Q`, `Gnss_Synchro::Pseudorange_m`, `Gnss_Synchro::RX_time`, `Gnss_Synchro::Signal`, `Gnss_Synchro::System`, `Gnss_Synchro::TOW_at_current_symbol_ms`, and `Gnss_Synchro::Tracking_sample_counter`.

The documentation for this class was generated from the following file:

- [serdes\\_gnss\\_synchro.h](#)

## 10.328 Serdes\_Gps\_Eph Class Reference

This class implements serialization and deserialization of [Gps\\_Ephemeris](#) objects using Protocol Buffers.

```
#include <serdes_gps_eph.h>
```

### Public Member Functions

- **Serdes\_Gps\_Eph** (const [Serdes\\_Gps\\_Eph](#) &other) noexcept
- [Serdes\\_Gps\\_Eph](#) & operator= (const [Serdes\\_Gps\\_Eph](#) &rhs) noexcept  
*< Copy assignment operator*
- **Serdes\_Gps\_Eph** ([Serdes\\_Gps\\_Eph](#) &&other) noexcept
- [Serdes\\_Gps\\_Eph](#) & operator= ([Serdes\\_Gps\\_Eph](#) &&other) noexcept  
*< Move assignment operator*
- std::string [createProtobuffer](#) (const std::shared\_ptr< [Gps\\_Ephemeris](#) > monitor)
- [Gps\\_Ephemeris](#) [readProtobuffer](#) (const gnss\_sdr::GpsEphemeris &mon) const  
*< Deserialization*

### 10.328.1 Detailed Description

This class implements serialization and deserialization of [Gps\\_Ephemeris](#) objects using Protocol Buffers.

Definition at line 36 of file `serdes_gps_eph.h`.

### 10.328.2 Member Function Documentation

#### 10.328.2.1 createProtobuffer()

```
std::string Serdes_Gps_Eph::createProtobuffer (
 const std::shared_ptr< Gps_Ephemeris > monitor) [inline]
```

#### Parameters

|                |                             |
|----------------|-----------------------------|
| <i>monitor</i> | Serialization into a string |
|----------------|-----------------------------|

Definition at line 74 of file `serdes_gps_eph.h`.

#### 10.328.2.2 operator=() [1/2]

```
Serdes_Gps_Eph& Serdes_Gps_Eph::operator= (
 const Serdes_Gps_Eph & rhs) [inline], [noexcept]
```

< Copy assignment operator

Definition at line 55 of file `serdes_gps_eph.h`.

### 10.328.2.3 `operator=()` [2/2]

```

Serdes_Gps_Eph& Serdes_Gps_Eph::operator= (
 Serdes_Gps_Eph && other) [inline], [noexcept]

```

< Move assignment operator

Definition at line 65 of file `serdes_gps_eph.h`.

### 10.328.2.4 `readProtobuffer()`

```

Gps_Ephemeris Serdes_Gps_Eph::readProtobuffer (
 const gnss_sdr::GpsEphemeris & mon) const [inline]

```

< Deserialization

Definition at line 126 of file `serdes_gps_eph.h`.

References `Gnss_Ephemeris::af0`, `Gnss_Ephemeris::af1`, `Gnss_Ephemeris::af2`, `Gps_Ephemeris::alert_↵` flag, `Gps_Ephemeris::antispoofing_flag`, `Gps_Ephemeris::AODO`, `Gnss_Ephemeris::Cic`, `Gnss_Ephemeris::Cis`, `Gps_Ephemeris::code_on_L2`, `Gnss_Ephemeris::Crc`, `Gnss_Ephemeris::Crs`, `Gnss_Ephemeris::Cuc`, `Gnss_↵` \_Ephemeris::Cus, `Gnss_Ephemeris::delta_n`, `Gnss_Ephemeris::dtr`, `Gnss_Ephemeris::ecc`, `Gps_Ephemeris↵` ::fit\_interval\_flag, `Gnss_Ephemeris::i_0`, `Gnss_Ephemeris::idot`, `Gps_Ephemeris::integrity_status_flag`, `Gps_↵` Ephemeris::IODOC, `Gps_Ephemeris::IODE_SF2`, `Gps_Ephemeris::IODE_SF3`, `Gps_Ephemeris::L2_P_data_flag`, `Gnss_Ephemeris::M_0`, `Gnss_Ephemeris::omega`, `Gnss_Ephemeris::OMEGA_0`, `Gnss_Ephemeris::OMEG↵` Adot, `Gnss_Ephemeris::PRN`, `Gnss_Ephemeris::satClkDrift`, `Gnss_Ephemeris::sqrtA`, `Gps_Ephemeris::SV↵` \_accuracy, `Gps_Ephemeris::SV_health`, `Gps_Ephemeris::TGD`, `Gnss_Ephemeris::toc`, `Gnss_Ephemeris::toe`, `Gnss_Ephemeris::tow`, and `Gnss_Ephemeris::WN`.

The documentation for this class was generated from the following file:

- [serdes\\_gps\\_eph.h](#)

## 10.329 Serdes\_Monitor\_Pvt Class Reference

This class implements serialization and deserialization of [Monitor\\_Pvt](#) objects using Protocol Buffers.

```
#include <serdes_monitor_pvt.h>
```



## Public Member Functions

- **Serdes\_Monitor\_Pvt** (const [Serdes\\_Monitor\\_Pvt](#) &other) noexcept
- [Serdes\\_Monitor\\_Pvt](#) & **operator=** (const [Serdes\\_Monitor\\_Pvt](#) &rhs) noexcept  
*< Copy assignment operator*
- **Serdes\_Monitor\_Pvt** ([Serdes\\_Monitor\\_Pvt](#) &&other) noexcept
- [Serdes\\_Monitor\\_Pvt](#) & **operator=** ([Serdes\\_Monitor\\_Pvt](#) &&other) noexcept  
*< Move assignment operator*
- std::string **createProtobuffer** (const [Monitor\\_Pvt](#) \*const monitor)
- [Monitor\\_Pvt](#) **readProtobuffer** (const gnss\_sdr::MonitorPvt &mon) const  
*< Deserialization*

### 10.329.1 Detailed Description

This class implements serialization and deserialization of [Monitor\\_Pvt](#) objects using Protocol Buffers.

Definition at line 37 of file `serdes_monitor_pvt.h`.

### 10.329.2 Member Function Documentation

#### 10.329.2.1 createProtobuffer()

```
std::string Serdes_Monitor_Pvt::createProtobuffer (
 const Monitor_Pvt *const monitor) [inline]
```

##### Parameters

|                |                             |
|----------------|-----------------------------|
| <i>monitor</i> | Serialization into a string |
|----------------|-----------------------------|

Definition at line 75 of file `serdes_monitor_pvt.h`.

#### 10.329.2.2 operator=() <sup>[1/2]</sup>

```
Serdes_Monitor_Pvt& Serdes_Monitor_Pvt::operator= (
 const Serdes_Monitor_Pvt & rhs) [inline], [noexcept]
```

*< Copy assignment operator*

Definition at line 56 of file `serdes_monitor_pvt.h`.

### 10.329.2.3 operator=() [2/2]

```
Serdes_Monitor_Pvt& Serdes_Monitor_Pvt::operator= (
 Serdes_Monitor_Pvt && other) [inline], [noexcept]
```

< Move assignment operator

Definition at line 66 of file serdes\_monitor\_pvt.h.

### 10.329.2.4 readProtobuffer()

```
Monitor_Pvt Serdes_Monitor_Pvt::readProtobuffer (
 const gnss_sdr::MonitorPvt & mon) const [inline]
```

< Deserialization

Definition at line 115 of file serdes\_monitor\_pvt.h.

The documentation for this class was generated from the following file:

- [serdes\\_monitor\\_pvt.h](#)

## 10.330 Serdes\_Nav\_Message Class Reference

This class implements serialization and deserialization of [Nav\\_Message\\_Packet](#) objects using Protocol Buffers.

```
#include <serdes_nav_message.h>
```

### Public Member Functions

- [Serdes\\_Nav\\_Message](#) (const [Serdes\\_Nav\\_Message](#) &other) noexcept  
< Copy constructor
- [Serdes\\_Nav\\_Message](#) & operator= (const [Serdes\\_Nav\\_Message](#) &rhs) noexcept  
< Copy assignment operator
- [Serdes\\_Nav\\_Message](#) ([Serdes\\_Nav\\_Message](#) &&other) noexcept  
< Move constructor
- [Serdes\\_Nav\\_Message](#) & operator= ([Serdes\\_Nav\\_Message](#) &&other) noexcept  
< Move assignment operator
- std::string [createProtobuffer](#) (const std::shared\_ptr< [Nav\\_Message\\_Packet](#) > nav\_msg\_packet)
- [Nav\\_Message\\_Packet](#) [readProtobuffer](#) (const gnss\_sdr::navMsg &msg) const  
< Deserialization

### 10.330.1 Detailed Description

This class implements serialization and deserialization of [Nav\\_Message\\_Packet](#) objects using Protocol Buffers.

Definition at line 38 of file serdes\_nav\_message.h.

## 10.330.2 Constructor & Destructor Documentation

### 10.330.2.1 Serdes\_Nav\_Message() [1/2]

```

Serdes_Nav_Message::Serdes_Nav_Message (
 const Serdes_Nav_Message & other) [inline], [noexcept]

```

< Copy constructor

Definition at line 53 of file `serdes_nav_message.h`.

### 10.330.2.2 Serdes\_Nav\_Message() [2/2]

```

Serdes_Nav_Message::Serdes_Nav_Message (
 Serdes_Nav_Message && other) [inline], [noexcept]

```

< Move constructor

Definition at line 64 of file `serdes_nav_message.h`.

## 10.330.3 Member Function Documentation

### 10.330.3.1 createProtobuffer()

```

std::string Serdes_Nav_Message::createProtobuffer (
 const std::shared_ptr< Nav_Message_Packet > nav_msg_packet) [inline]

```

Parameters

|                       |                             |
|-----------------------|-----------------------------|
| <i>nav_msg_packet</i> | Serialization into a string |
|-----------------------|-----------------------------|

Definition at line 78 of file `serdes_nav_message.h`.

### 10.330.3.2 operator=() [1/2]

```

Serdes_Nav_Message& Serdes_Nav_Message::operator= (
 const Serdes_Nav_Message & rhs) [inline], [noexcept]

```

< Copy assignment operator

Definition at line 58 of file `serdes_nav_message.h`.

### 10.330.3.3 operator=() [2/2]

```
Serdes_Nav_Message& Serdes_Nav_Message::operator= (
 Serdes_Nav_Message && other) [inline], [noexcept]
```

< Move assignment operator

Definition at line 69 of file serdes\_nav\_message.h.

### 10.330.3.4 readProtobuffer()

```
Nav_Message_Packet Serdes_Nav_Message::readProtobuffer (
 const gnss_sdr::navMsg & msg) const [inline]
```

< Deserialization

Definition at line 94 of file serdes\_nav\_message.h.

References `Nav_Message_Packet::nav_message`, `Nav_Message_Packet::prn`, `Nav_Message_Packet::signal`, `Nav_Message_Packet::system`, and `Nav_Message_Packet::tow_at_current_symbol_ms`.

The documentation for this class was generated from the following file:

- [serdes\\_nav\\_message.h](#)

## 10.331 serial\_t Struct Reference

### Public Attributes

- `dev_t` **dev**
- `int` **error**

### 10.331.1 Detailed Description

Definition at line 1104 of file rtklib.h.

The documentation for this struct was generated from the following file:

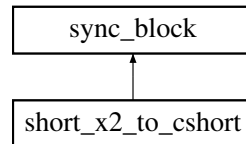
- [rtklib.h](#)

## 10.332 short\_x2\_to\_cshort Class Reference

This class adapts two short streams into a `std::complex<short>` stream.

```
#include <short_x2_to_cshort.h>
```

Inheritance diagram for `short_x2_to_cshort`:



### Public Member Functions

- `int work` (`int` noutput\_items, `gr_vector_const_void_star` &input\_items, `gr_vector_void_star` &output\_items)

### Friends

- `short_x2_to_cshort_sptr make_short_x2_to_cshort` ()

### 10.332.1 Detailed Description

This class adapts two short streams into a `std::complex<short>` stream.

Definition at line 40 of file `short_x2_to_cshort.h`.

The documentation for this class was generated from the following file:

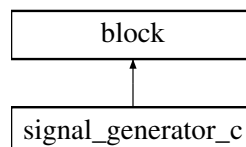
- [short\\_x2\\_to\\_cshort.h](#)

## 10.333 signal\_generator\_c Class Reference

This class generates synthesized GNSS signal.

```
#include <signal_generator_c.h>
```

Inheritance diagram for `signal_generator_c`:



## Public Member Functions

- `int general_work (int noutput_items, gr_vector_int &ninput_items, gr_vector_const_void_star &input_items, gr_vector_void_star &output_items)`

## Friends

- `signal_generator_c_sptr signal_make_generator_c (const std::vector< std::string > &signal1, const std::vector< std::string > &system, const std::vector< unsigned int > &PRN, const std::vector< float > &CNO_dB, const std::vector< float > &doppler_Hz, const std::vector< unsigned int > &delay_chips, const std::vector< unsigned int > &delay_sec, bool data_flag, bool noise_flag, unsigned int fs_in, unsigned int vector_length, float BW_BB)`

*Return a shared\_ptr to a new instance of gen\_source.*

### 10.333.1 Detailed Description

This class generates synthesized GNSS signal.

#### See also

`gen_source` for a version that subclasses `gr_block`.

Definition at line 58 of file `signal_generator_c.h`.

### 10.333.2 Friends And Related Function Documentation

#### 10.333.2.1 `signal_make_generator_c`

```
signal_generator_c_sptr signal_make_generator_c (
 const std::vector< std::string > & signal1,
 const std::vector< std::string > & system,
 const std::vector< unsigned int > & PRN,
 const std::vector< float > & CNO_dB,
 const std::vector< float > & doppler_Hz,
 const std::vector< unsigned int > & delay_chips,
 const std::vector< unsigned int > & delay_sec,
 bool data_flag,
 bool noise_flag,
 unsigned int fs_in,
 unsigned int vector_length,
 float BW_BB) [friend]
```

Return a shared\_ptr to a new instance of `gen_source`.

To avoid accidental use of raw pointers, `gen_source`'s constructor is private. `signal_make_generator_c` is the public interface for creating new instances.

The documentation for this class was generated from the following file:

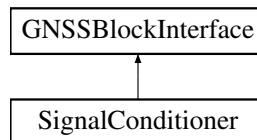
- [signal\\_generator\\_c.h](#)

## 10.334 SignalConditioner Class Reference

This class wraps blocks to change `data_type_adapter`, `input_filter` and `resampler` to be applied to the input flow of sampled signal.

```
#include <signal_conditioner.h>
```

Inheritance diagram for SignalConditioner:



### Public Member Functions

- [SignalConditioner](#) (std::shared\_ptr< [GNSSBlockInterface](#) > `data_type_adapt`, std::shared\_ptr< [GNSSBlockInterface](#) > `in_filt`, std::shared\_ptr< [GNSSBlockInterface](#) > `res`, std::string `role`)

*Constructor.*

- [~SignalConditioner](#) ()=default

*Destructor.*

- void **connect** (gr::top\_block\_sptr `top_block`) override
- void **disconnect** (gr::top\_block\_sptr `top_block`) override
- gr::basic\_block\_sptr **get\_left\_block** () override
- gr::basic\_block\_sptr **get\_right\_block** () override
- std::string **role** () override
- std::string **implementation** () override

*Returns "Signal\_Conditioner".*

- size\_t **item\_size** () override
- std::shared\_ptr< [GNSSBlockInterface](#) > **data\_type\_adapter** ()
- std::shared\_ptr< [GNSSBlockInterface](#) > **input\_filter** ()
- std::shared\_ptr< [GNSSBlockInterface](#) > **resampler** ()

### 10.334.1 Detailed Description

This class wraps blocks to change `data_type_adapter`, `input_filter` and `resampler` to be applied to the input flow of sampled signal.

Definition at line 39 of file `signal_conditioner.h`.

### 10.334.2 Constructor & Destructor Documentation

### 10.334.2.1 SignalConditioner()

```
SignalConditioner::SignalConditioner (
 std::shared_ptr< GNSSBlockInterface > data_type_adapt,
 std::shared_ptr< GNSSBlockInterface > in_filt,
 std::shared_ptr< GNSSBlockInterface > res,
 std::string role)
```

Constructor.

### 10.334.2.2 ~SignalConditioner()

```
SignalConditioner::~SignalConditioner () [default]
```

Destructor.

## 10.334.3 Member Function Documentation

### 10.334.3.1 implementation()

```
std::string SignalConditioner::implementation () [inline], [override], [virtual]
```

Returns "Signal\_Conditioner".

Implements [GNSSBlockInterface](#).

Definition at line 58 of file signal\_conditioner.h.

The documentation for this class was generated from the following file:

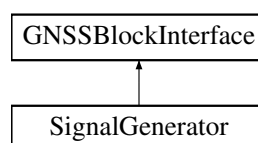
- [signal\\_conditioner.h](#)

## 10.335 SignalGenerator Class Reference

This class generates synthesized GNSS signal.

```
#include <signal_generator.h>
```

Inheritance diagram for SignalGenerator:





## Public Member Functions

- **SignalGenerator** (const [ConfigurationInterface](#) \*configuration, const std::string &role, unsigned int in\_stream, unsigned int out\_stream, [Concurrent\\_Queue](#)< pmt::pmt\_t > \*queue)
- std::string **role** () override
- std::string **implementation** () override
 

*Returns "GNSSSignalGenerator".*
- size\_t **item\_size** () override
- void **connect** (gr::top\_block\_sptr top\_block) override
- void **disconnect** (gr::top\_block\_sptr top\_block) override
- gr::basic\_block\_sptr **get\_left\_block** () override
- gr::basic\_block\_sptr **get\_right\_block** () override

### 10.335.1 Detailed Description

This class generates synthesized GNSS signal.

Definition at line 39 of file `signal_generator.h`.

### 10.335.2 Member Function Documentation

#### 10.335.2.1 implementation()

```
std::string SignalGenerator::implementation () [inline], [override], [virtual]
```

Returns "GNSSSignalGenerator".

Implements [GNSSBlockInterface](#).


Definition at line 56 of file `signal_generator.h`.

The documentation for this class was generated from the following file:

- [signal\\_generator.h](#)

## 10.336 SignalSourceBase Class Reference

Inheritance diagram for SignalSourceBase:



### Public Member Functions

- `std::string role ()` final
- `std::string implementation ()` final
- `size_t getRfChannels ()` const override

### Protected Member Functions

- [SignalSourceBase](#) ([ConfigurationInterface](#) const \*configuration, std::string role, std::string impl)  
*Constructor.*

### 10.336.1 Detailed Description

Definition at line 28 of file `signal_source_base.h`.

### 10.336.2 Constructor & Destructor Documentation

## 10.336.2.1 SignalSourceBase()

```
SignalSourceBase::SignalSourceBase (
 ConfigurationInterface const * configuration,
 std::string role,
 std::string impl) [protected]
```

Constructor.

The documentation for this class was generated from the following file:

- [signal\\_source\\_base.h](#)

## 10.337 SignalSourceInterface Class Reference

This abstract class represents an interface to signal\_source GNSS block.

```
#include <signal_source_interface.h>
```

Inheritance diagram for SignalSourceInterface:



## Public Member Functions

- virtual size\_t **getRfChannels** () const =0

### 10.337.1 Detailed Description

This abstract class represents an interface to signal\_source GNSS block.

Abstract class for signal sources. Since all its methods are virtual, this class cannot be instantiated directly, and a subclass can only be instantiated directly if all inherited pure virtual methods have been implemented by that class or a parent class.

Definition at line 46 of file signal\_source\_interface.h.

The documentation for this class was generated from the following file:

- [signal\\_source\\_interface.h](#)

## 10.338 snrmask\_t Struct Reference

### Public Attributes

- int **ena** [2]
- double **mask** [[NFREQ](#)][9]

### 10.338.1 Detailed Description

Definition at line 930 of file rtklib.h.

The documentation for this struct was generated from the following file:

- [rtklib.h](#)

## 10.339 sol\_t Struct Reference

### Public Attributes

- [gtime\\_t](#) **time**
- double **rr** [6]
- float **qr** [6]
- double **dtr** [6]
- unsigned char **type**
- unsigned char **stat**
- unsigned char **ns**
- float **age**
- float **ratio**
- float **thres**

### 10.339.1 Detailed Description

Definition at line 814 of file rtklib.h.

The documentation for this struct was generated from the following file:

- [rtklib.h](#)

## 10.340 solbuf\_t Struct Reference

### Public Attributes

- int **n**
- int **nmax**
- int **cyclic**
- int **start**
- int **end**
- [gtime\\_t](#) **time**
- [sol\\_t](#) \* **data**
- double **rb** [3]
- unsigned char **buff** [[MAXSOLMSG](#)+1]
- int **nb**

### 10.340.1 Detailed Description

Definition at line 832 of file rtklib.h.

The documentation for this struct was generated from the following file:

- [rtklib.h](#)

## 10.341 solopt\_t Struct Reference

### Public Attributes

- int **posf**
- int **times**
- int **timef**
- int **timeu**
- int **degf**
- int **outhead**
- int **outopt**
- int **datum**
- int **height**
- int **geoid**
- int **solstatic**
- int **sstat**
- int **trace**
- double **nmeaintv** [2]
- char **sep** [64]
- char **prog** [64]
- double **maxsolstd**

### 10.341.1 Detailed Description

Definition at line 1001 of file rtklib.h.

The documentation for this struct was generated from the following file:

- [rtklib.h](#)

## 10.342 solstat\_t Struct Reference

### Public Attributes

- [gtime\\_t](#) **time**
- unsigned char **sat**
- unsigned char **frq**
- float **az**
- float **el**
- float **resp**
- float **resc**
- unsigned char **flag**
- unsigned char **snr**
- unsigned short **lock**
- unsigned short **outc**
- unsigned short **slipc**
- unsigned short **rejc**

### 10.342.1 Detailed Description

Definition at line 845 of file rtklib.h.

The documentation for this struct was generated from the following file:

- [rtklib.h](#)

## 10.343 solstatbuf\_t Struct Reference

### Public Attributes

- int **n**
- int **nmax**
- [solstat\\_t](#) \* **data**

### 10.343.1 Detailed Description

Definition at line 862 of file rtklib.h.

The documentation for this struct was generated from the following file:

- [rtklib.h](#)

## 10.344 Spirent\_Motion\_Csv\_Dump\_Reader Class Reference

### Public Member Functions

- bool **read\_csv\_obs** ()
- bool **restart** ()
- int64\_t **num\_epochs** ()
- bool **open\_obs\_file** (std::string out\_file)
- void **close\_obs\_file** ()

### Public Attributes

- int **header\_lines**
- double **TOW\_ms**
- double **Pos\_X**
- double **Pos\_Y**
- double **Pos\_Z**
- double **Vel\_X**
- double **Vel\_Y**
- double **Vel\_Z**
- double **Acc\_X**
- double **Acc\_Y**
- double **Acc\_Z**
- double **Jerk\_X**
- double **Jerk\_Y**
- double **Jerk\_Z**
- double **Lat**
- double **Long**
- double **Height**
- double **Heading**
- double **Elevation**
- double **Bank**
- double **Ang\_vel\_X**
- double **Ang\_vel\_Y**
- double **Ang\_vel\_Z**
- double **Ang\_acc\_X**
- double **Ang\_acc\_Y**
- double **Ang\_acc\_Z**
- double **Ant1\_Pos\_X**
- double **Ant1\_Pos\_Y**
- double **Ant1\_Pos\_Z**
- double **Ant1\_Vel\_X**
- double **Ant1\_Vel\_Y**
- double **Ant1\_Vel\_Z**
- double **Ant1\_Acc\_X**
- double **Ant1\_Acc\_Y**
- double **Ant1\_Acc\_Z**
- double **Ant1\_Lat**
- double **Ant1\_Long**
- double **Ant1\_Height**
- double **Ant1\_DOP**

### 10.344.1 Detailed Description

Definition at line 25 of file `spirent_motion_csv_dump_reader.h`.

The documentation for this class was generated from the following file:

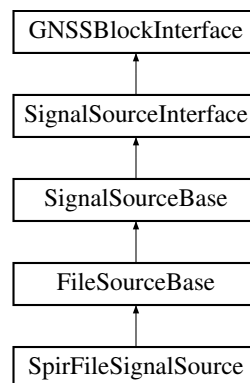
- [spirent\\_motion\\_csv\\_dump\\_reader.h](#)

## 10.345 SpirFileSignalSource Class Reference

Class that reads signals samples from a file and adapts it to a [SignalSourceInterface](#).

```
#include <spir_file_signal_source.h>
```

Inheritance diagram for `SpirFileSignalSource`:



### Public Member Functions

- **SpirFileSignalSource** (const [ConfigurationInterface](#) \*configuration, const std::string &role, unsigned int in\_streams, unsigned int out\_streams, [Concurrent\\_Queue](#)< pmt::pmt\_t > \*queue)

### Protected Member Functions

- std::tuple< size\_t, bool > [itemTypeToSize](#) () override  
*Compute the item size, from the [item\\_type\(\)](#). Subclasses may constrain types that don't make.*
- gnss\_shared\_ptr< gr::block > [source](#) () const override  
*Abstracted front-end source. Sub-classes may override if they create specialized chains to decode source files into a usable format.*
- void **create\_file\_source\_hook** () override
- void **pre\_connect\_hook** (gr::top\_block\_sptr top\_block) override
- void **post\_disconnect\_hook** (gr::top\_block\_sptr top\_block) override

### 10.345.1 Detailed Description

Class that reads signals samples from a file and adapts it to a [SignalSourceInterface](#).

Definition at line 40 of file `spir_file_signal_source.h`.



## 10.345.2 Member Function Documentation

### 10.345.2.1 itemTypeToSize()

```
std::tuple<size_t, bool> SpirFileSignalSource::itemTypeToSize () [override], [protected], [virtual]
```

Compute the item size, from the [item\\_type\(\)](#). Subclasses may constrain types that don't make.

Reimplemented from [FileSourceBase](#).

### 10.345.2.2 source()

```
gnss_shared_ptr<gr::block> SpirFileSignalSource::source () const [override], [protected], [virtual]
```

Abstracted front-end source. Sub-classes may override if they create specialized chains to decode source files into a usable format.

Reimplemented from [FileSourceBase](#).

The documentation for this class was generated from the following file:

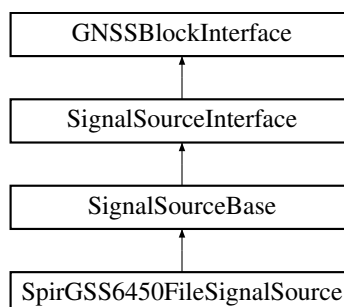
- [spir\\_file\\_signal\\_source.h](#)

## 10.346 SpirGSS6450FileSignalSource Class Reference

Class that reads signals samples from a file and adapts it to a [SignalSourceInterface](#).

```
#include <spir_gss6450_file_signal_source.h>
```

Inheritance diagram for SpirGSS6450FileSignalSource:



## Public Member Functions

- **SpirGSS6450FileSignalSource** (const [ConfigurationInterface](#) \*configuration, const std::string &role, uint32\_t in\_streams, uint32\_t out\_streams, [Concurrent\\_Queue](#)< pmt::pmt\_t > \*queue)
- size\_t **item\_size** () override
- void **connect** (gr::top\_block\_sptr top\_block) override
- void **disconnect** (gr::top\_block\_sptr top\_block) override
- gr::basic\_block\_sptr **get\_left\_block** () override
- gr::basic\_block\_sptr **get\_right\_block** (int RF\_channel) override
- gr::basic\_block\_sptr **get\_right\_block** () override
- std::string **filename** () const
- std::string **item\_type** () const
- bool **repeat** () const
- int64\_t **sampling\_frequency** () const
- uint64\_t **samples** () const

## Additional Inherited Members

### 10.346.1 Detailed Description

Class that reads signals samples from a file and adapts it to a [SignalSourceInterface](#).

Definition at line 53 of file spir\_gss6450\_file\_signal\_source.h.

The documentation for this class was generated from the following file:

- [spir\\_gss6450\\_file\\_signal\\_source.h](#)

### 10.347 ssat\_t Struct Reference

#### Public Attributes

- unsigned char **sys**
- unsigned char **vs**
- double **azel** [2]
- double **resp** [[NFREQ](#)]
- double **resc** [[NFREQ](#)]
- unsigned char **vsat** [[NFREQ](#)]
- unsigned char **snr** [[NFREQ](#)]
- unsigned char **fix** [[NFREQ](#)]
- unsigned char **slip** [[NFREQ](#)]
- unsigned char **half** [[NFREQ](#)]
- int **lock** [[NFREQ](#)]
- unsigned int **outc** [[NFREQ](#)]
- unsigned int **slipc** [[NFREQ](#)]
- unsigned int **rejc** [[NFREQ](#)]
- double **gf**
- double **gf2**
- double **mw**
- double **phw**
- [gtime\\_t](#) **pt** [2][[NFREQ](#)]
- double **ph** [2][[NFREQ](#)]

### 10.347.1 Detailed Description

Definition at line 1024 of file rtklib.h.

The documentation for this struct was generated from the following file:

- [rtklib.h](#)

## 10.348 **ssr\_t** Struct Reference

### Public Attributes

- [gtime\\_t](#) **t0** [6]
- double **udi** [6]
- int **iod** [6]
- int **iode**
- int **iodcrc**
- int **ura**
- int **refd**
- double **deph** [3]
- double **ddeph** [3]
- double **dclk** [3]
- double **hrclk**
- float **cbias** [[MAXCODE](#)]
- double **pbias** [[MAXCODE](#)]
- float **stdpb** [[MAXCODE](#)]
- double **yaw\_ang**
- double **yaw\_rate**
- unsigned char **update**

### 10.348.1 Detailed Description

Definition at line 650 of file rtklib.h.

The documentation for this struct was generated from the following file:

- [rtklib.h](#)

## 10.349 **sta\_t** Struct Reference

### Public Attributes

- char **name** [[MAXANT](#)]
- char **marker** [[MAXANT](#)]
- char **antdes** [[MAXANT](#)]
- char **antsno** [[MAXANT](#)]
- char **rectype** [[MAXANT](#)]
- char **recver** [[MAXANT](#)]
- char **recsno** [[MAXANT](#)]
- int **antsetup**
- int **itr**
- int **delttype**
- double **pos** [3]
- double **del** [3]
- double **hgt**

### 10.349.1 Detailed Description

Definition at line 796 of file rtklib.h.

The documentation for this struct was generated from the following file:

- [rtklib.h](#)

## 10.350 stec\_t Struct Reference

### Public Attributes

- [gtime\\_t](#) **time**
- unsigned char **sat**
- double **ion**
- float **std**
- float **azel** [2]
- unsigned char **flag**

### 10.350.1 Detailed Description

Definition at line 716 of file rtklib.h.

The documentation for this struct was generated from the following file:

- [rtklib.h](#)

## 10.351 stream\_cfg Struct Reference

### Public Attributes

- int64\_t **bw\_hz**
- int64\_t **fs\_hz**
- int64\_t **lo\_hz**
- const char \* **rfport**

### 10.351.1 Detailed Description

Definition at line 43 of file ad9361\_manager.h.

The documentation for this struct was generated from the following file:

- [ad9361\\_manager.h](#)

## 10.352 stream\_t Struct Reference

### Public Attributes

- int **type**
- int **mode**
- int **state**
- unsigned int **inb**
- unsigned int **inr**
- unsigned int **outb**
- unsigned int **outr**
- unsigned int **tick**
- unsigned int **tact**
- unsigned int **inbt**
- unsigned int **outbt**
- lock\_t **lock**
- void \* **port**
- char **path** [[MAXSTRPATH](#)]
- char **msg** [[MAXSTRMSG](#)]

### 10.352.1 Detailed Description

Definition at line 1088 of file rtklib.h.

The documentation for this struct was generated from the following file:

- [rtklib.h](#)

## 10.353 StringConverter Class Reference

Class that interprets the contents of a string and converts it into different types.

```
#include <string_converter.h>
```

### Public Member Functions

- bool **convert** (const std::string &value, bool default\_value)
- int64\_t **convert** (const std::string &value, int64\_t default\_value)
- uint64\_t **convert** (const std::string &value, uint64\_t default\_value)
- int32\_t **convert** (const std::string &value, int32\_t default\_value)
- uint32\_t **convert** (const std::string &value, uint32\_t default\_value)
- int16\_t **convert** (const std::string &value, int16\_t default\_value)
- uint16\_t **convert** (const std::string &value, uint16\_t default\_value)
- float **convert** (const std::string &value, float default\_value)
- double **convert** (const std::string &value, double default\_value)

### 10.353.1 Detailed Description

Class that interprets the contents of a string and converts it into different types.

Definition at line 35 of file `string_converter.h`.

The documentation for this class was generated from the following file:

- [string\\_converter.h](#)

## 10.354 Tcp\_Communication Class Reference

TCP communication class.

```
#include <tcp_communication.h>
```

### Public Member Functions

- int **listen\_tcp\_connection** (size\_t d\_port\_, size\_t d\_port\_ch0\_)
- void **send\_receive\_tcp\_packet\_galileo\_e1** (boost::array< float, NUM\_TX\_VARIABLES\_GALILEO\_E1 > buf, [Tcp\\_Packet\\_Data](#) \*tcp\_data\_)
- void **send\_receive\_tcp\_packet\_gps\_l1\_ca** (boost::array< float, NUM\_TX\_VARIABLES\_GPS\_L1\_CA > buf, [Tcp\\_Packet\\_Data](#) \*tcp\_data\_)
- void **close\_tcp\_connection** (size\_t d\_port\_)

### 10.354.1 Detailed Description

TCP communication class.

Definition at line 44 of file `tcp_communication.h`.

The documentation for this class was generated from the following file:

- [tcp\\_communication.h](#)

## 10.355 Tcp\_Packet\_Data Class Reference

Class that implements a TCP data packet.

```
#include <tcp_packet_data.h>
```

### Public Attributes

- float **proc\_pack\_code\_error** = 0.0
- float **proc\_pack\_carr\_error** = 0.0
- float **proc\_pack\_carrier\_doppler\_hz** = 0.0

### 10.355.1 Detailed Description

Class that implements a TCP data packet.

Definition at line 30 of file tcp\_packet\_data.h.

The documentation for this class was generated from the following file:

- [tcp\\_packet\\_data.h](#)

## 10.356 tcp\_t Struct Reference

### Public Attributes

- int **state**
- char **saddr** [256]
- int **port**
- struct sockaddr\_in **addr**
- socket\_t **sock**
- int **tcon**
- unsigned int **tact**
- unsigned int **tdis**

### 10.356.1 Detailed Description

Definition at line 1135 of file rtklib.h.

The documentation for this struct was generated from the following file:

- [rtklib.h](#)

## 10.357 tcpcli\_t Struct Reference

### Public Attributes

- [tcp\\_t](#) **svr**
- int **toinact**
- int **tirecon**

### 10.357.1 Detailed Description

Definition at line 1155 of file rtklib.h.

The documentation for this struct was generated from the following file:

- [rtklib.h](#)

## 10.358 TcpCmdInterface Class Reference

### Public Member Functions

- void **run\_cmd\_server** (int tcp\_port)
- void **set\_msg\_queue** (std::shared\_ptr< [Concurrent\\_Queue](#)< pmt::pmt\_t >> control\_queue)
- time\_t **get\_utc\_time** () const  
*gets the UTC time parsed from the last TC command issued*
- std::array< float, 3 > **get\_LLH** () const  
*gets the Latitude, Longitude and Altitude vector from the last TC command issued*
- void **set\_pvt** (std::shared\_ptr< [PvtInterface](#) > PVT\_sptr)

### 10.358.1 Detailed Description

Definition at line 41 of file tcp\_cmd\_interface.h.

### 10.358.2 Member Function Documentation

#### 10.358.2.1 get\_LLH()

```
std::array<float, 3> TcpCmdInterface::get_LLH () const
```

gets the Latitude, Longitude and Altitude vector from the last TC command issued

#### 10.358.2.2 get\_utc\_time()

```
time_t TcpCmdInterface::get_utc_time () const
```

gets the UTC time parsed from the last TC command issued

The documentation for this class was generated from the following file:

- [tcp\\_cmd\\_interface.h](#)

## 10.359 tcpsvr\_t Struct Reference

### Public Attributes

- [tcp\\_t](#) **svr**
- [tcp\\_t](#) **cli** [[MAXCLI](#)]



### 10.359.1 Detailed Description

Definition at line 1148 of file rtklib.h.

The documentation for this struct was generated from the following file:

- [rtklib.h](#)

## 10.360 **tec\_t Struct Reference**

### Public Attributes

- [gtime\\_t](#) **time**
- int **ndata** [3]
- double **rb**
- double **lats** [3]
- double **lons** [3]
- double **hgts** [3]
- double \* **data**
- float \* **rms**

### 10.360.1 Detailed Description

Definition at line 539 of file rtklib.h.

The documentation for this struct was generated from the following file:

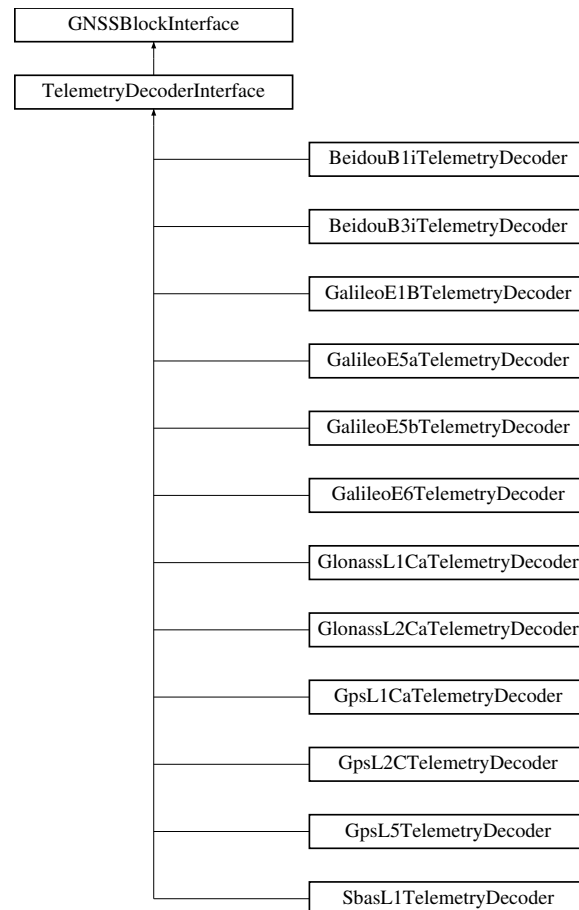
- [rtklib.h](#)

## 10.361 **TelemetryDecoderInterface Class Reference**

This abstract class represents an interface to a navigation GNSS block.

```
#include <telemetry_decoder_interface.h>
```

Inheritance diagram for TelemetryDecoderInterface:



## Public Member Functions

- virtual void **reset** ()=0
- virtual void **set\_satellite** (const [Gnss\\_Satellite](#) &sat)=0
- virtual void **set\_channel** (int channel)=0

### 10.361.1 Detailed Description

This abstract class represents an interface to a navigation GNSS block.

Abstract class for navigation interfaces. Since all its methods are virtual, this class cannot be instantiated directly, and a subclass can only be instantiated directly if all inherited pure virtual methods have been implemented by that class or a parent class.

Definition at line 43 of file `telemetry_decoder_interface.h`.

The documentation for this class was generated from the following file:

- [telemetry\\_decoder\\_interface.h](#)

## 10.362 tle\_t Struct Reference

### Public Attributes

- int **n**
- int **nmax**
- [tled\\_t](#) \* **data**

### 10.362.1 Detailed Description

Definition at line 532 of file rtklib.h.

The documentation for this struct was generated from the following file:

- [rtklib.h](#)

## 10.363 tled\_t Struct Reference

### Public Attributes

- char **name** [32]
- char **alias** [32]
- char **satno** [16]
- char **satclass**
- char **desig** [16]
- [gtime\\_t](#) **epoch**
- double **ndot**
- double **nddot**
- double **bstar**
- int **etype**
- int **eleno**
- double **inc**
- double **OMG**
- double **ecc**
- double **omg**
- double **M**
- double **n**
- int **rev**

### 10.363.1 Detailed Description

Definition at line 509 of file rtklib.h.

The documentation for this struct was generated from the following file:

- [rtklib.h](#)

## 10.364 Tlm\_Conf Class Reference

### Public Member Functions

- void **SetFromConfiguration** (const [ConfigurationInterface](#) \*configuration, const std::string &role)

### Public Attributes

- std::string **dump\_filename**
- std::string **dump\_crc\_stats\_filename**
- bool **dump** {false}
- bool **dump\_mat** {false}
- bool **remove\_dat** {false}
- bool **enable\_reed\_solomon** {false}
- bool **dump\_crc\_stats** {false}
- bool **enable\_navdata\_monitor** {false}

### 10.364.1 Detailed Description

Definition at line 30 of file `tlm_conf.h`.

The documentation for this class was generated from the following file:

- [tlm\\_conf.h](#)

## 10.365 Tlm\_CRC\_Stats Class Reference

Class that computes the telemetry CRC statistics.

```
#include <tlm_crc_stats.h>
```

### Public Member Functions

- void [initialize](#) (std::string dump\_crc\_stats\_filename\_)  
*Initialize the telemetry CRC statistics.*
- bool [set\\_channel](#) (int32\_t channel\_)  
*Initialize the channel number and output file.*
- void [update\\_CRC\\_stats](#) (bool CRC)  
*Update the CRC statistics.*

### 10.365.1 Detailed Description

Class that computes the telemetry CRC statistics.

Definition at line 32 of file `tlm_crc_stats.h`.

## 10.365.2 Member Function Documentation

### 10.365.2.1 initialize()

```
void Tlm_CRC_Stats::initialize (
 std::string dump_crc_stats_filename_)
```

Initialize the telemetry CRC statistics.

### 10.365.2.2 set\_channel()

```
bool Tlm_CRC_Stats::set_channel (
 int32_t channel_)
```

Initialize the channel number and output file.

### 10.365.2.3 update\_CRC\_stats()

```
void Tlm_CRC_Stats::update_CRC_stats (
 bool CRC)
```

Update the CRC statistics.

The documentation for this class was generated from the following file:

- [tlm\\_crc\\_stats.h](#)

## 10.366 Tlm\_Dump\_Reader Class Reference

### Public Member Functions

- bool **read\_binary\_obs** ()
- bool **restart** ()
- int64\_t **num\_epochs** ()
- bool **open\_obs\_file** (std::string out\_file)

### Public Attributes

- double **TOW\_at\_current\_symbol**
- uint64\_t **Tracking\_sample\_counter**
- double **d\_TOW\_at\_Preamble**
- int32\_t **nav\_symbol**
- int32\_t **prn**

### 10.366.1 Detailed Description

Definition at line 25 of file `tlm_dump_reader.h`.

The documentation for this class was generated from the following file:

- [tlm\\_dump\\_reader.h](#)

## 10.367 Tracking\_2nd\_DLL\_filter Class Reference

This class implements a 2nd order DLL filter for code tracking loop.

```
#include <tracking_2nd_DLL_filter.h>
```

### Public Member Functions

- **Tracking\_2nd\_DLL\_filter** (float pdi\_code)
- void [set\\_DLL\\_BW](#) (float dll\_bw\_hz)  
*Set DLL filter bandwidth [Hz].*
- void [set\\_pdi](#) (float pdi\_code)  
*Set Summation interval for code [s].*
- void [initialize](#) ()  
*Start tracking with acquisition information.*
- float [get\\_code\\_nco](#) (float DLL\_discriminator)  
*Numerically controlled oscillator.*

### 10.367.1 Detailed Description

This class implements a 2nd order DLL filter for code tracking loop.

The algorithm is described in: K.Borre, D.M.Akos, N.Bertelsen, P.Rinder, and S. H. Jensen, A Software-Defined GPS and Galileo Receiver. A Single-Frequency Approach, Birkhauser, 2007, Applied and Numerical Harmonic Analysis.

Definition at line 40 of file `tracking_2nd_DLL_filter.h`.

### 10.367.2 Member Function Documentation

#### 10.367.2.1 [get\\_code\\_nco\(\)](#)

```
float Tracking_2nd_DLL_filter::get_code_nco (
 float DLL_discriminator)
```

Numerically controlled oscillator.

**10.367.2.2 initialize()**

```
void Tracking_2nd_DLL_filter::initialize ()
```

Start tracking with acquisition information.

**10.367.2.3 set\_DLL\_BW()**

```
void Tracking_2nd_DLL_filter::set_DLL_BW (
 float dll_bw_hz)
```

Set DLL filter bandwidth [Hz].

**10.367.2.4 set\_pdi()**

```
void Tracking_2nd_DLL_filter::set_pdi (
 float pdi_code)
```

Set Summation interval for code [s].

The documentation for this class was generated from the following file:

- [tracking\\_2nd\\_DLL\\_filter.h](#)

**10.368 Tracking\_2nd\_PLL\_filter Class Reference**

This class implements a 2nd order PLL filter for carrier tracking loop.

```
#include <tracking_2nd_PLL_filter.h>
```

**Public Member Functions**

- **Tracking\_2nd\_PLL\_filter** (float pdi\_carr)
- void [set\\_PLL\\_BW](#) (float pll\_bw\_hz)  
*Set PLL loop bandwidth [Hz].*
- void [set\\_pdi](#) (float pdi\_carr)  
*Set Summation interval for code [s].*
- void **initialize** ()
- float **get\_carrier\_nco** (float PLL\_discriminator)

### 10.368.1 Detailed Description

This class implements a 2nd order PLL filter for carrier tracking loop.

The algorithm is described in: K.Borre, D.M.Akos, N.Bertelsen, P.Rinder, and S. H. Jensen, A Software-Defined GPS and Galileo Receiver. A Single-Frequency Approach, Birkhauser, 2007, Applied and Numerical Harmonic Analysis.

Definition at line 39 of file `tracking_2nd_PLL_filter.h`.

### 10.368.2 Member Function Documentation

#### 10.368.2.1 `set_pdi()`

```
void Tracking_2nd_PLL_filter::set_pdi (
 float pdi_carr)
```

Set Summation interval for code [s].

#### 10.368.2.2 `set_PLL_BW()`

```
void Tracking_2nd_PLL_filter::set_PLL_BW (
 float pll_bw_hz)
```

Set PLL loop bandwidth [Hz].

The documentation for this class was generated from the following file:

- [tracking\\_2nd\\_PLL\\_filter.h](#)

## 10.369 Tracking\_Dump\_Reader Class Reference

### Public Member Functions

- `bool read_binary_obs ()`
- `bool restart ()`
- `int64_t num_epochs ()`
- `bool open_obs_file (std::string out_file)`



## Public Attributes

- float **abs\_VE**
- float **abs\_E**
- float **abs\_P**
- float **abs\_L**
- float **abs\_VL**
- float **prompt\_I**
- float **prompt\_Q**
- uint64\_t **PRN\_start\_sample\_count**
- float **acc\_carrier\_phase\_rad**
- float **carrier\_doppler\_hz**
- float **carrier\_doppler\_rate\_hz\_s**
- float **code\_freq\_chips**
- float **code\_freq\_rate\_chips**
- float **carr\_error\_hz**
- float **carr\_error\_filt\_hz**
- float **code\_error\_chips**
- float **code\_error\_filt\_chips**
- float **CN0\_SNV\_dB\_Hz**
- float **carrier\_lock\_test**
- float **aux1**
- double **aux2**
- unsigned int **PRN**

### 10.369.1 Detailed Description

Definition at line 25 of file tracking\_dump\_reader.h.

The documentation for this class was generated from the following file:

- [tracking\\_dump\\_reader.h](#)

## 10.370 Tracking\_FLL\_PLL\_filter Class Reference

This class implements a hybrid FLL and PLL filter for tracking carrier loop.

```
#include <tracking_FLL_PLL_filter.h>
```

## Public Member Functions

- void **set\_params** (float fll\_bw\_hz, float pll\_bw\_hz, int order)
- void **initialize** (float d\_acq\_carrier\_doppler\_hz)
- float **get\_carrier\_error** (float FLL\_discriminator, float PLL\_discriminator, float correlation\_time\_s)

### 10.370.1 Detailed Description

This class implements a hybrid FLL and PLL filter for tracking carrier loop.

Definition at line 29 of file `tracking_FLL_PLL_filter.h`.

The documentation for this class was generated from the following file:

- [tracking\\_FLL\\_PLL\\_filter.h](#)

## 10.371 Tracking\_loop\_filter Class Reference

This class implements a generic 1st, 2nd or 3rd order loop filter.

```
#include <tracking_loop_filter.h>
```

### Public Member Functions

- **Tracking\_loop\_filter** (float update\_interval, float noise\_bandwidth, int loop\_order=2, bool include\_last\_integrator=false)
- **Tracking\_loop\_filter** ([Tracking\\_loop\\_filter](#) &&)=default  
*Move operator.*
- **Tracking\_loop\_filter** & **operator=** ([Tracking\\_loop\\_filter](#) &&)=default  
*Move assignment operator.*
- float **get\_noise\_bandwidth** () const
- float **get\_update\_interval** () const
- bool **get\_include\_last\_integrator** () const
- int **get\_order** () const
- void **set\_noise\_bandwidth** (float noise\_bandwidth)
- void **set\_update\_interval** (float update\_interval)
- void **set\_include\_last\_integrator** (bool include\_last\_integrator)
- void **set\_order** (int loop\_order)
- void **initialize** (float initial\_output=0.0)
- float **apply** (float current\_input)

### 10.371.1 Detailed Description

This class implements a generic 1st, 2nd or 3rd order loop filter.

Definition at line 35 of file `tracking_loop_filter.h`.

### 10.371.2 Constructor & Destructor Documentation

### 10.371.2.1 Tracking\_loop\_filter()

```
Tracking_loop_filter::Tracking_loop_filter (
 Tracking_loop_filter &&) [default]
```

Move operator.

## 10.371.3 Member Function Documentation

### 10.371.3.1 operator=()

```
Tracking_loop_filter& Tracking_loop_filter::operator= (
 Tracking_loop_filter &&) [default]
```

Move assignment operator.

The documentation for this class was generated from the following file:

- [tracking\\_loop\\_filter.h](#)

## 10.372 Tracking\_True\_Obs\_Reader Class Reference

### Public Member Functions

- bool **read\_binary\_obs** ()
- bool **restart** ()
- int64\_t **num\_epochs** ()
- bool **open\_obs\_file** (std::string out\_file)
- void **close\_obs\_file** ()

### Public Attributes

- bool **d\_dump**
- double **signal\_timestamp\_s**
- double **acc\_carrier\_phase\_cycles**
- double **doppler\_l1\_hz**
- double **prn\_delay\_chips**
- double **tow**

### 10.372.1 Detailed Description

Definition at line 25 of file `tracking_true_obs_reader.h`.

The documentation for this class was generated from the following file:

- [tracking\\_true\\_obs\\_reader.h](#)

## 10.373 TrackingCmd Class Reference

### Public Attributes

- bool **enable\_carrier\_nco\_cmd** = false
- bool **enable\_code\_nco\_cmd** = false
- double **code\_freq\_chips** = 0.0
- double **carrier\_freq\_hz** = 0.0
- double **carrier\_freq\_rate\_hz\_s** = 0.0
- uint64\_t **sample\_counter** = 0UL

### 10.373.1 Detailed Description

Definition at line 28 of file trackingcmd.h.

The documentation for this class was generated from the following file:


- [trackingcmd.h](#)

## 10.374 TrackingInterface Class Reference

This abstract class represents an interface to a tracking block.

```
#include <tracking_interface.h>
```

Inheritance diagram for TrackingInterface:



## Public Member Functions

- virtual void **start\_tracking** ()=0
- virtual void **stop\_tracking** ()=0
- virtual void **set\_gnss\_synchro** ([Gnss\\_Synchro](#) \*gnss\_synchro)=0
- virtual void **set\_channel** (unsigned int channel)=0

### 10.374.1 Detailed Description

This abstract class represents an interface to a tracking block.

Abstract class for tracking interfaces. Since all its methods are virtual, this class cannot be instantiated directly, and a subclass can only be instantiated directly if all inherited pure virtual methods have been implemented by that class or a parent class.

Definition at line 47 of file `tracking_interface.h`.

The documentation for this class was generated from the following file:

- [tracking\\_interface.h](#)

## 10.375 trop\_t Struct Reference

### Public Attributes

- [gtime\\_t](#) **time**
- double **trp** [3]
- float **std** [3]

### 10.375.1 Detailed Description

Definition at line 727 of file `rtklib.h`.

The documentation for this struct was generated from the following file:

- [rtklib.h](#)

## 10.376 True\_Observables\_Reader Class Reference

### Public Member Functions

- bool **read\_binary\_obs** ()
- bool **restart** ()
- int64\_t **num\_epochs** ()
- bool **open\_obs\_file** (std::string out\_file)

## Public Attributes

- double **gps\_time\_sec** [12]
- double **doppler\_l1\_hz** [12]
- double **acc\_carrier\_phase\_l1\_cycles** [12]
- double **dist\_m** [12]
- double **true\_dist\_m** [12]
- double **carrier\_phase\_l1\_cycles** [12]
- double **prn** [12]

### 10.376.1 Detailed Description

Definition at line 25 of file `true_observables_reader.h`.

The documentation for this class was generated from the following file:

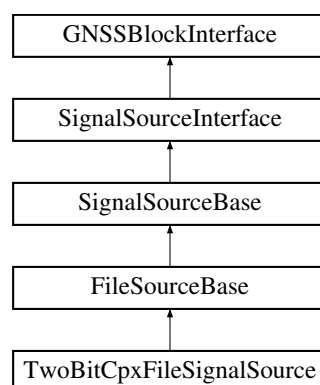
- [true\\_observables\\_reader.h](#)

## 10.377 TwoBitCpxFileSignalSource Class Reference

Class that reads signals samples from a file and adapts it to a [SignalSourceInterface](#).

```
#include <two_bit_cpx_file_signal_source.h>
```

Inheritance diagram for TwoBitCpxFileSignalSource:



## Public Member Functions

- **TwoBitCpxFileSignalSource** (const [ConfigurationInterface](#) \*configuration, const std::string &role, unsigned int in\_streams, unsigned int out\_streams, [Concurrent\\_Queue](#)< pmt::pmt\_t > \*queue)

## Protected Member Functions

- `std::tuple< size_t, bool > itemTypeToSize ()` override  
*Compute the item size, from the [item\\_type\(\)](#). Subclasses may constrain types that don't make.*
- `double packetsPerSample ()` const override  
*The number of (possibly unpacked) samples in a (raw) file sample (default=1)*
- `gnss_shared_ptr< gr::block > source ()` const override  
*Abstracted front-end source. Sub-classes may override if they create specialized chains to decode source files into a usable format.*
- `void create_file_source_hook ()` override
- `void pre_connect_hook (gr::top_block_sptr top_block)` override
- `void pre_disconnect_hook (gr::top_block_sptr top_block)` override

### 10.377.1 Detailed Description

Class that reads signals samples from a file and adapts it to a [SignalSourceInterface](#).

Definition at line 42 of file `two_bit_cpx_file_signal_source.h`.

### 10.377.2 Member Function Documentation

#### 10.377.2.1 itemTypeToSize()

```
std::tuple<size_t, bool> TwoBitCpxFileSignalSource::itemTypeToSize () [override], [protected], [virtual]
```

Compute the item size, from the [item\\_type\(\)](#). Subclasses may constrain types that don't make.

Reimplemented from [FileSourceBase](#).

#### 10.377.2.2 packetsPerSample()

```
double TwoBitCpxFileSignalSource::packetsPerSample () const [override], [protected], [virtual]
```

The number of (possibly unpacked) samples in a (raw) file sample (default=1)

Reimplemented from [FileSourceBase](#).

### 10.377.2.3 source()

```
gnss_shared_ptr<gr::block> TwoBitCpxFileSignalSource::source () const [override], [protected], [virtual]
```

Abstracted front-end source. Sub-classes may override if they create specialized chains to decode source files into a usable format.

Reimplemented from [FileSourceBase](#).

The documentation for this class was generated from the following file:

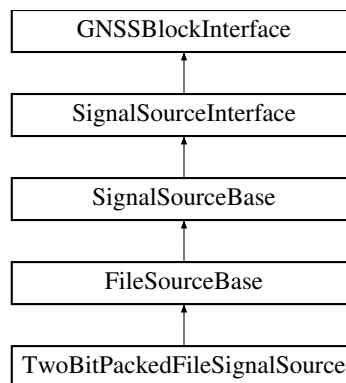
- [two\\_bit\\_cpx\\_file\\_signal\\_source.h](#)

## 10.378 TwoBitPackedFileSignalSource Class Reference

Class that reads signals samples from a file and adapts it to a [SignalSourceInterface](#).

```
#include <two_bit_packed_file_signal_source.h>
```

Inheritance diagram for TwoBitPackedFileSignalSource:



### Public Member Functions

- **TwoBitPackedFileSignalSource** (const [ConfigurationInterface](#) \*configuration, const std::string &role, unsigned int in\_streams, unsigned int out\_streams, [Concurrent\\_Queue](#)< pmt::pmt\_t > \*queue)

### Protected Member Functions

- std::tuple< size\_t, bool > [itemTypeToSize](#) () override  
*Compute the item size, from the [item\\_type\(\)](#). Subclasses may constrain types that don't make.*
- double [packetsPerSample](#) () const override  
*The number of (possibly unpacked) samples in a (raw) file sample (default=1)*
- gnss\_shared\_ptr< gr::block > [source](#) () const override  
*Abstracted front-end source. Sub-classes may override if they create specialized chains to decode source files into a usable format.*
- void [create\\_file\\_source\\_hook](#) () override
- void [pre\\_connect\\_hook](#) (gr::top\_block\_sptr top\_block) override
- void [pre\\_disconnect\\_hook](#) (gr::top\_block\_sptr top\_block) override



### 10.378.1 Detailed Description

Class that reads signals samples from a file and adapts it to a [SignalSourceInterface](#).

Definition at line 44 of file `two_bit_packed_file_signal_source.h`.

### 10.378.2 Member Function Documentation

#### 10.378.2.1 itemTypeToSize()

```
std::tuple<size_t, bool> TwoBitPackedFileSignalSource::itemTypeToSize () [override], [protected],
[virtual]
```

Compute the item size, from the [item\\_type\(\)](#). Subclasses may constrain types that don't make.

Reimplemented from [FileSourceBase](#).

#### 10.378.2.2 packetsPerSample()

```
double TwoBitPackedFileSignalSource::packetsPerSample () const [override], [protected],
[virtual]
```

The number of (possibly unpacked) samples in a (raw) file sample (default=1)

Reimplemented from [FileSourceBase](#).

#### 10.378.2.3 source()

```
gnss_shared_ptr<gr::block> TwoBitPackedFileSignalSource::source () const [override], [protected],
[virtual]
```

Abstracted front-end source. Sub-classes may override if they create specialized chains to decode source files into a usable format.

Reimplemented from [FileSourceBase](#).

The documentation for this class was generated from the following file:

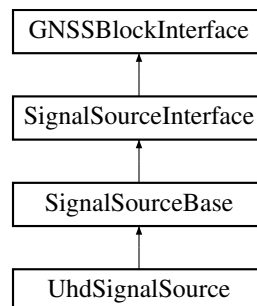
- [two\\_bit\\_packed\\_file\\_signal\\_source.h](#)

## 10.379 UhdSignalSource Class Reference

This class reads samples from a UHD device (see <http://code.ettus.com/redmine/ettus/projects/uhd/wiki>)

```
#include <uhd_signal_source.h>
```

Inheritance diagram for UhdSignalSource:



### Public Member Functions

- **UhdSignalSource** (const [ConfigurationInterface](#) \*configuration, const std::string &role, unsigned int in\_stream, unsigned int out\_stream, [Concurrent\\_Queue](#)< pmt::pmt\_t > \*queue)
- size\_t **item\_size** () override
- void **connect** (gr::top\_block\_sptr top\_block) override
- void **disconnect** (gr::top\_block\_sptr top\_block) override
- gr::basic\_block\_sptr **get\_left\_block** () override
- gr::basic\_block\_sptr **get\_right\_block** () override
- gr::basic\_block\_sptr **get\_right\_block** (int RF\_channel) override

### Additional Inherited Members

#### 10.379.1 Detailed Description

This class reads samples from a UHD device (see <http://code.ettus.com/redmine/ettus/projects/uhd/wiki>)

Definition at line 41 of file uhd\_signal\_source.h.

The documentation for this class was generated from the following file:

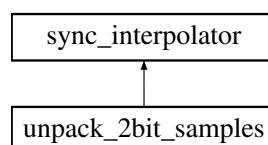
- [uhd\\_signal\\_source.h](#)

## 10.380 unpack\_2bit\_samples Class Reference

This class takes 2 bit samples that have been packed into bytes or shorts as input and generates a byte for each sample. It generates eight times as much data as is input (every two bits become 16 bits)

```
#include <unpack_2bit_samples.h>
```

Inheritance diagram for unpack\_2bit\_samples:



## Public Member Functions

- **unpack\_2bit\_samples** (bool big\_endian\_bytes, size\_t item\_size, bool big\_endian\_items, bool reverse\_interleaving) ↩
- int **work** (int noutput\_items, gr\_vector\_const\_void\_star &input\_items, gr\_vector\_void\_star &output\_items)

## Friends

- unpack\_2bit\_samples\_sptr **make\_unpack\_2bit\_samples\_sptr** (bool big\_endian\_bytes, size\_t item\_size, bool big\_endian\_items, bool reverse\_interleaving)

### 10.380.1 Detailed Description

This class takes 2 bit samples that have been packed into bytes or shorts as input and generates a byte for each sample. It generates eight times as much data as is input (every two bits become 16 bits)

Definition at line 84 of file unpack\_2bit\_samples.h.

The documentation for this class was generated from the following file:

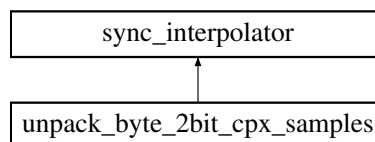
- [unpack\\_2bit\\_samples.h](#)

## 10.381 unpack\_byte\_2bit\_cpx\_samples Class Reference

This class implements conversion between byte packet samples to 2bit\_cpx samples 1 byte = 2 x complex 2bit I, + 2bit Q samples.

```
#include <unpack_byte_2bit_cpx_samples.h>
```

Inheritance diagram for unpack\_byte\_2bit\_cpx\_samples:



## Public Member Functions

- int **work** (int noutput\_items, gr\_vector\_const\_void\_star &input\_items, gr\_vector\_void\_star &output\_items)

## Friends

- unpack\_byte\_2bit\_cpx\_samples\_sptr **make\_unpack\_byte\_2bit\_cpx\_samples\_sptr** ()

### 10.381.1 Detailed Description

This class implements conversion between byte packet samples to 2bit\_cpx samples 1 byte = 2 x complex 2bit I, + 2bit Q samples.

Definition at line 44 of file `unpack_byte_2bit_cpx_samples.h`.

The documentation for this class was generated from the following file:

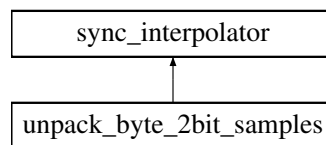
- [unpack\\_byte\\_2bit\\_cpx\\_samples.h](#)

## 10.382 unpack\_byte\_2bit\_samples Class Reference

This class implements conversion between byte packet samples to 2bit samples 1 byte = 4 2bit samples.

```
#include <unpack_byte_2bit_samples.h>
```

Inheritance diagram for `unpack_byte_2bit_samples`:



### Public Member Functions

- `int work (int noutput_items, gr_vector_const_void_star &input_items, gr_vector_void_star &output_items)`

### Friends

- `unpack_byte_2bit_samples_sptr make_unpack_byte_2bit_samples_sptr ()`

### 10.382.1 Detailed Description

This class implements conversion between byte packet samples to 2bit samples 1 byte = 4 2bit samples.

Definition at line 40 of file `unpack_byte_2bit_samples.h`.

The documentation for this class was generated from the following file:

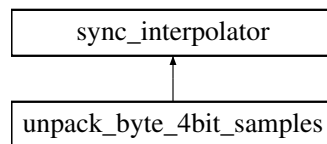
- [unpack\\_byte\\_2bit\\_samples.h](#)

## 10.383 unpack\_byte\_4bit\_samples Class Reference

This class implements conversion between byte packet samples to 4bit\_cpx samples 1 byte = 1 x complex 4bit I, + 4bit Q samples.

```
#include <unpack_byte_4bit_samples.h>
```

Inheritance diagram for unpack\_byte\_4bit\_samples:



### Public Member Functions

- `int work` (int noutput\_items, gr\_vector\_const\_void\_star &input\_items, gr\_vector\_void\_star &output\_items)

### Friends

- `unpack_byte_4bit_samples_sptr make_unpack_byte_4bit_samples_sptr` ()

#### 10.383.1 Detailed Description

This class implements conversion between byte packet samples to 4bit\_cpx samples 1 byte = 1 x complex 4bit I, + 4bit Q samples.

Definition at line 42 of file `unpack_byte_4bit_samples.h`.

The documentation for this class was generated from the following file:

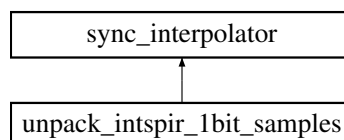
- [unpack\\_byte\\_4bit\\_samples.h](#)

## 10.384 unpack\_intspir\_1bit\_samples Class Reference

This class implements conversion between byte packet samples to 2bit samples 1 byte = 4 2bit samples.

```
#include <unpack_intspir_1bit_samples.h>
```

Inheritance diagram for unpack\_intspir\_1bit\_samples:



## Public Member Functions

- int **work** (int noutput\_items, gr\_vector\_const\_void\_star &input\_items, gr\_vector\_void\_star &output\_items)

## Friends

- unpack\_intspir\_1bit\_samples\_sptr **make\_unpack\_intspir\_1bit\_samples\_sptr** ()

### 10.384.1 Detailed Description

This class implements conversion between byte packet samples to 2bit samples 1 byte = 4 2bit samples.

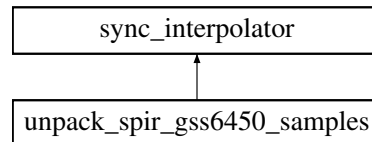
Definition at line 41 of file unpack\_intspir\_1bit\_samples.h.

The documentation for this class was generated from the following file:

- [unpack\\_intspir\\_1bit\\_samples.h](#)

## 10.385 unpack\_spir\_gss6450\_samples Class Reference

Inheritance diagram for unpack\_spir\_gss6450\_samples:



## Public Member Functions

- **unpack\_spir\_gss6450\_samples** (int adc\_nbit)
- void **decode\_4bits\_word** (uint32\_t input\_uint32, gr\_complex \*out, int adc\_bits\_)
- int **work** (int noutput\_items, gr\_vector\_const\_void\_star &input\_items, gr\_vector\_void\_star &output\_items)

## Friends

- unpack\_spir\_gss6450\_samples\_sptr **make\_unpack\_spir\_gss6450\_samples\_sptr** (int adc\_nbit)

### 10.385.1 Detailed Description

Definition at line 37 of file unpack\_spir\_gss6450\_samples.h.

The documentation for this class was generated from the following file:

- [unpack\\_spir\\_gss6450\\_samples.h](#)

## 10.386 UnscentedFilter Class Reference

### Public Member Functions

- **UnscentedFilter** (int nx)
- **UnscentedFilter** (const arma::vec &x\_pred\_0, const arma::mat &P\_x\_pred\_0)
- void **initialize** (const arma::mat &x\_pred\_0, const arma::mat &P\_x\_pred\_0)
- void **predict\_sequential** (const arma::vec &x\_post, const arma::mat &P\_x\_post, [ModelFunction](#) \*transition\_fcn, const arma::mat &noise\_covariance)
- void **update\_sequential** (const arma::vec &z\_upd, const arma::vec &x\_pred, const arma::mat &P\_x\_pred, [ModelFunction](#) \*measurement\_fcn, const arma::mat &noise\_covariance)
- arma::mat **get\_x\_pred** () const
- arma::mat **get\_P\_x\_pred** () const
- arma::mat **get\_x\_est** () const
- arma::mat **get\_P\_x\_est** () const

### 10.386.1 Detailed Description

Definition at line 83 of file nonlinear\_tracking.h.

The documentation for this class was generated from the following file:

- [nonlinear\\_tracking.h](#)

## 10.387 url\_t Struct Reference

### Public Attributes

- char **type** [32]
- char **path** [1024]
- char **dir** [1024]
- double **tint**

### 10.387.1 Detailed Description

Definition at line 902 of file rtklib.h.

The documentation for this struct was generated from the following file:

- [rtklib.h](#)

## 10.388 v27\_decision\_t Struct Reference

### Public Attributes

- unsigned int **w** [2]

### 10.388.1 Detailed Description

Definition at line 38 of file fec.h.

The documentation for this struct was generated from the following file:

- [fec.h](#)

## 10.389 v27\_poly\_t Struct Reference

### Public Attributes

- unsigned char **c0** [32]
- unsigned char **c1** [32]

### 10.389.1 Detailed Description

Definition at line 32 of file fec.h.

The documentation for this struct was generated from the following file:

- [fec.h](#)

## 10.390 v27\_t Struct Reference

### Public Attributes

- unsigned int **metrics1** [64]
- unsigned int **metrics2** [64]
- unsigned int \* **old\_metrics**
- unsigned int \* **new\_metrics**
- const [v27\\_poly\\_t](#) \* **poly**
- [v27\\_decision\\_t](#) \* **decisions**
- unsigned int **decisions\_index**
- unsigned int **decisions\_count**

### 10.390.1 Detailed Description

Definition at line 45 of file fec.h.

The documentation for this struct was generated from the following file:

- [fec.h](#)



## 10.391 Viterbi\_Decoder Class Reference

Class that implements a Viterbi decoder.

```
#include <viterbi_decoder.h>
```

### Public Member Functions

- [Viterbi\\_Decoder](#) (int32\_t KK, int32\_t nn, int32\_t LL, const std::array< int32\_t, 2 > &g)  
*Constructor of a Viterbi decoder.*
- void [decode](#) (std::vector< int32\_t > &output\_u\_int, const std::vector< float > &input\_c)  
*Uses the Viterbi algorithm to perform hard-decision decoding of a convolutional code.*
- void [reset](#) ()  
*Reset internal status.*

### 10.391.1 Detailed Description

Class that implements a Viterbi decoder.

Definition at line 34 of file viterbi\_decoder.h.

### 10.391.2 Constructor & Destructor Documentation

#### 10.391.2.1 Viterbi\_Decoder()

```
Viterbi_Decoder::Viterbi_Decoder (
 int32_t KK,
 int32_t nn,
 int32_t LL,
 const std::array< int32_t, 2 > & g)
```

Constructor of a Viterbi decoder.

#### Parameters

|    |           |                      |
|----|-----------|----------------------|
| in | <i>KK</i> | Constraint length    |
| in | <i>nn</i> | Coding rate 1/n      |
| in | <i>LL</i> | Data length          |
| in | <i>g</i>  | Polynomial G1 and G2 |

### 10.391.3 Member Function Documentation

**10.391.3.1 decode()**

```
void Viterbi_Decoder::decode (
 std::vector< int32_t > & output_u_int,
 const std::vector< float > & input_c)
```

Uses the Viterbi algorithm to perform hard-decision decoding of a convolutional code.

**Parameters**

|     |                     |                                                                                    |
|-----|---------------------|------------------------------------------------------------------------------------|
| out | <i>output_u_int</i> | Hard decisions on the data bits                                                    |
| in  | <i>input_c</i>      | The received signal in LLR-form. For BPSK, must be in form $r = 2*a*y/(sigma^2)$ . |

**10.391.3.2 reset()**

```
void Viterbi_Decoder::reset ()
```

Reset internal status.

The documentation for this class was generated from the following file:

- [viterbi\\_decoder.h](#)

**10.392 Viterbi\_Decoder\_Sbas Class Reference**

Class that implements a Viterbi decoder.

```
#include <viterbi_decoder_sbas.h>
```

**Public Member Functions**

- **Viterbi\_Decoder\_Sbas** (const int g\_encoder[], int KK, int nn)
- void **reset** ()
- float **decode\_block** (const double input\_c[], int \*output\_u\_int, int LL)
 

*Uses the Viterbi algorithm to perform hard-decision decoding of a convolutional code.*
- float **decode\_continuous** (const double sym[], int traceback\_depth, int bits[], int nbits\_requested, int &nbits\_decoded)

**10.392.1 Detailed Description**

Class that implements a Viterbi decoder.

Definition at line 34 of file viterbi\_decoder\_sbas.h.

## 10.392.2 Member Function Documentation

### 10.392.2.1 decode\_block()

```
float Viterbi_Decoder_Sbas::decode_block (
 const double input_c[],
 int * output_u_int,
 int LL)
```

Uses the Viterbi algorithm to perform hard-decision decoding of a convolutional code.

#### Parameters

|    |                   |                                                                                    |
|----|-------------------|------------------------------------------------------------------------------------|
| in | <i>input_c</i> [] | The received signal in LLR-form. For BPSK, must be in form $r = 2*a*y/(sigma^2)$ . |
| in | <i>LL</i>         | The number of data bits to be decoded (does not include the mm zero-tail-bits)     |

#### Returns

*output\_u\_int*[] Hard decisions on the data bits (without the mm zero-tail-bits)

The documentation for this class was generated from the following file:

- [viterbi\\_decoder\\_sbas.h](#)



# Chapter 11

## File Documentation

### 11.1 `acq_conf.h` File Reference

Class that contains all the configuration parameters for generic acquisition block based on the PCPS algorithm.

```
#include "configuration_interface.h"
#include <gnuradio/gr_complex.h>
#include <cstdint>
#include <string>
```

#### Classes

- class [Acq\\_Conf](#)

#### 11.1.1 Detailed Description

Class that contains all the configuration parameters for generic acquisition block based on the PCPS algorithm.

#### Author

Carles Fernandez, 2018. cfernandez(at)cttc.es

GNSS-SDR is a Global Navigation Satellite System software-defined receiver. This file is part of GNSS-SDR.

Copyright (C) 2010-2020 (see AUTHORS file for a list of contributors) SPDX-License-Identifier: GPL-3.0-or-later

### 11.2 `acquisition_dump_reader.h` File Reference

Helper file for unit testing.

```
#include <cstdint>
#include <string>
#include <vector>
```

## Classes

- class [Acquisition\\_Dump\\_Reader](#)

### 11.2.1 Detailed Description

Helper file for unit testing.

#### Authors

Carles Fernandez-Prades, 2017. cfernandez(at)cttc.es Antonio Ramos, 2018. antonio.ramos(at)cttc.es

GNSS-SDR is a Global Navigation Satellite System software-defined receiver. This file is part of GNSS-SDR.

Copyright (C) 2010-2020 (see AUTHORS file for a list of contributors) SPDX-License-Identifier: GPL-3.0-or-later

## 11.3 acquisition\_interface.h File Reference

Header file of the interface to an acquisition GNSS block.

```
#include "gnss_block_interface.h"
#include "gnss_synchro.h"
#include <memory>
```

## Classes

- class [Concurrent\\_Queue< Data >](#)  
*This class implements a thread-safe std::queue.*
- class [AcquisitionInterface](#)  
*This abstract class represents an interface to an acquisition GNSS block.*

### 11.3.1 Detailed Description

Header file of the interface to an acquisition GNSS block.

#### Author

Carlos Aviles, 2010. carlos.avilesr(at)gmail.com Luis Esteve, 2011. luis(at)epsilon-formacion.com

This header file contains the interface to an abstract class for acquisition algorithms. Since all its methods are virtual, this class cannot be instantiated directly, and a subclass can only be instantiated directly if all inherited pure virtual methods have been implemented by that class or a parent class.

GNSS-SDR is a Global Navigation Satellite System software-defined receiver. This file is part of GNSS-SDR.

Copyright (C) 2010-2020 (see AUTHORS file for a list of contributors) SPDX-License-Identifier: GPL-3.0-or-later

## 11.4 acquisition\_msg\_rx.h File Reference

This is a helper class to catch the asynchronous messages emitted by an acquisition block.

```
#include "gnss_block_interface.h"
#include <gnuradio/block.h>
#include <gnuradio/top_block.h>
#include <pmt/pmt.h>
```

### Classes

- class [Acquisition\\_msg\\_rx](#)

### Typedefs

- using **Acquisition\_msg\_rx\_sptr** = gnss\_shared\_ptr< [Acquisition\\_msg\\_rx](#) >

### Functions

- Acquisition\_msg\_rx\_sptr **Acquisition\_msg\_rx\_make** ()

#### 11.4.1 Detailed Description

This is a helper class to catch the asynchronous messages emitted by an acquisition block.

#### Author

Carles Fernandez-Prades, 2018. cfernandez(at)cttc.cat

GNSS-SDR is a Global Navigation Satellite System software-defined receiver. This file is part of GNSS-SDR.

Copyright (C) 2012-2020 (see AUTHORS file for a list of contributors) SPDX-License-Identifier: GPL-3.0-or-later

## 11.5 ad9361\_fpga\_signal\_source.h File Reference

signal source for Analog Devices front-end AD9361 connected directly to FPGA accelerators. This source implements only the AD9361 control. It is NOT compatible with conventional SDR acquisition and tracking blocks. Please use the fmcomms2 source if conventional SDR acquisition and tracking is selected in the configuration file.

```
#include "concurrent_queue.h"
#include "fpga_buffer_monitor.h"
#include "fpga_dynamic_bit_selection.h"
#include "fpga_switch.h"
#include "gnss_block_interface.h"
#include "signal_source_base.h"
#include <pmt/pmt.h>
#include <cstdint>
#include <memory>
#include <mutex>
#include <string>
#include <thread>
```

## Classes

- class [Ad9361FpgaSignalSource](#)

### 11.5.1 Detailed Description

signal source for Analog Devices front-end AD9361 connected directly to FPGA accelerators. This source implements only the AD9361 control. It is NOT compatible with conventional SDR acquisition and tracking blocks. Please use the fmcomms2 source if conventional SDR acquisition and tracking is selected in the configuration file.

GNSS-SDR is a Global Navigation Satellite System software-defined receiver. This file is part of GNSS-SDR.

Copyright (C) 2010-2020 (see AUTHORS file for a list of contributors) SPDX-License-Identifier: GPL-3.0-or-later

## 11.6 ad9361\_manager.h File Reference

An Analog Devices AD9361 front-end configuration library wrapper for configure some functions via iiod link.

```
#include <iio.h>
#include <stdint>
#include <string>
```

## Classes

- struct [stream\\_cfg](#)

## Macros

- #define **FIR\_BUF\_SIZE** 8192

## Enumerations

- enum **iodev** { **RX**, **TX** }



## Functions

- void **errchk** (int v, const char \*what)
- void **wr\_ch\_lll** (struct iio\_channel \*chn, const char \*what, int64\_t val)
- void **wr\_ch\_str** (struct iio\_channel \*chn, const char \*what, const char \*str)
- struct iio\_device \* **get\_ad9361\_phy** (struct iio\_context \*ctx)
- bool **get\_ad9361\_stream\_dev** (struct iio\_context \*ctx, enum iodev d, struct iio\_device \*\*dev)
- bool **get\_ad9361\_stream\_ch** (struct iio\_context \*ctx, enum iodev d, struct iio\_device \*dev, int chid, struct iio\_channel \*\*chn)
- bool **get\_phy\_chan** (struct iio\_context \*ctx, enum iodev d, int chid, struct iio\_channel \*\*chn)
- bool **get\_lo\_chan** (struct iio\_context \*ctx, enum iodev d, struct iio\_channel \*\*chn)
- bool **cfg\_ad9361\_streaming\_ch** (struct iio\_context \*ctx, struct [stream\\_cfg](#) \*cfg, enum iodev type, int chid)
- bool **config\_ad9361\_rx\_local** (uint64\_t bandwidth\_, uint64\_t sample\_rate\_, uint64\_t freq\_, const std::string &rf\_port\_select\_, bool rx1\_enable\_, bool rx2\_enable\_, const std::string &gain\_mode\_rx1\_, const std::string &gain\_mode\_rx2\_, double rf\_gain\_rx1\_, double rf\_gain\_rx2\_, bool quadrature\_, bool rfdc\_, bool bbdc\_, std::string filter\_source\_, std::string filter\_filename\_, float Fpass\_, float Fstop\_)
- bool **config\_ad9361\_rx\_remote** (const std::string &remote\_host, uint64\_t bandwidth\_, uint64\_t sample\_rate\_, uint64\_t freq\_, const std::string &rf\_port\_select\_, bool rx1\_enable\_, bool rx2\_enable\_, const std::string &gain\_mode\_rx1\_, const std::string &gain\_mode\_rx2\_, double rf\_gain\_rx1\_, double rf\_gain\_rx2\_, bool quadrature\_, bool rfdc\_, bool bbdc\_, std::string filter\_source\_, std::string filter\_filename\_, float Fpass\_, float Fstop\_)
- bool **config\_ad9361\_lo\_local** (uint64\_t bandwidth\_, uint64\_t sample\_rate\_, uint64\_t freq\_rf\_tx\_hz\_, double tx\_attenuation\_db\_, int64\_t freq\_dds\_tx\_hz\_, double scale\_dds\_dbfs\_, double phase\_dds\_deg\_)
- bool **config\_ad9361\_lo\_remote** (const std::string &remote\_host, uint64\_t bandwidth\_, uint64\_t sample\_rate\_, uint64\_t freq\_rf\_tx\_hz\_, double tx\_attenuation\_db\_, int64\_t freq\_dds\_tx\_hz\_, double scale\_dds\_dbfs\_, double phase\_dds\_deg\_)
- bool **ad9361\_disable\_lo\_remote** (const std::string &remote\_host)
- bool **ad9361\_disable\_lo\_local** ()
- bool **load\_fir\_filter** (std::string &filter, struct iio\_device \*phy)
- bool **disable\_ad9361\_rx\_local** ()
- bool **disable\_ad9361\_rx\_remote** (const std::string &remote\_host)

### 11.6.1 Detailed Description

An Analog Devices AD9361 front-end configuration library wrapper for configure some functions via iiod link.

#### Author

Javier Arribas, jarribas(at)cttc.es

This file contains information taken from librtlsdr: <https://git.osmocom.org/rtl-sdr>

GNSS-SDR is a Global Navigation Satellite System software-defined receiver. This file is part of GNSS-SDR.

Copyright (C) 2010-2020 (see AUTHORS file for a list of contributors) SPDX-License-Identifier: GPL-3.0-or-later

## 11.7 agnss\_ref\_location.h File Reference

Interface of an Assisted GNSS REFERENCE LOCATION storage.

```
#include <boost/serialization/nvp.hpp>
```

## Classes

- class [Agnss\\_Ref\\_Location](#)

*Interface of an Assisted GNSS REFERENCE LOCATION storage.*

### 11.7.1 Detailed Description

Interface of an Assisted GNSS REFERENCE LOCATION storage.

#### Author

Javier Arribas, 2013. jarribas(at)cttc.es

GNSS-SDR is a Global Navigation Satellite System software-defined receiver. This file is part of GNSS-SDR.

Copyright (C) 2010-2020 (see AUTHORS file for a list of contributors) SPDX-License-Identifier: GPL-3.0-or-later

## 11.8 agnss\_ref\_time.h File Reference

Interface of an Assisted GNSS REFERENCE TIME storage.

```
#include <boost/serialization/nvp.hpp>
```

## Classes

- class [Agnss\\_Ref\\_Time](#)

*Interface of an Assisted GNSS REFERENCE TIME storage.*

### 11.8.1 Detailed Description

Interface of an Assisted GNSS REFERENCE TIME storage.

#### Author

Javier Arribas, 2013. jarribas(at)cttc.es

GNSS-SDR is a Global Navigation Satellite System software-defined receiver. This file is part of GNSS-SDR.

Copyright (C) 2010-2020 (see AUTHORS file for a list of contributors) SPDX-License-Identifier: GPL-3.0-or-later

## 11.9 an\_packet\_printer.h File Reference

Interface of a class that prints PVT solutions in a serial device following a custom version of the Advanced Navigation Packet Protocol.

```
#include "gnss_synchro.h"
#include <array>
#include <chrono>
#include <cstdint>
#include <stdint>
#include <map>
#include <string>
```

### Classes

- struct [sdr\\_gnss\\_packet\\_t](#)
- struct [an\\_packet\\_t](#)
- class [An\\_Packet\\_Printer](#)

*class that prints PVT solutions in a serial device following a custom version of the Advanced Navigation Packet Protocol.*

### 11.9.1 Detailed Description

Interface of a class that prints PVT solutions in a serial device following a custom version of the Advanced Navigation Packet Protocol.

#### Author

Carles Fernandez-Prades, 2021. cfernandez(at)cttc.es  
Miguel Angel Gomez Lopez, 2021. gomezlma(at)inta.es

GNSS-SDR is a Global Navigation Satellite System software-defined receiver. This file is part of GNSS-SDR.

Copyright (C) 2010-2021 (see AUTHORS file for a list of contributors) SPDX-License-Identifier: GPL-3.0-or-later

## 11.10 array\_signal\_conditioner.h File Reference

It wraps blocks to change data type, filter and resample input data, adapted to array receiver.

```
#include "gnss_block_interface.h"
#include <gnuradio/block.h>
#include <cstdint>
#include <memory>
#include <string>
```

## Classes

- class [ArraySignalConditioner](#)

*This class wraps blocks to change data\_type\_adapter, input\_filter and resampler to be applied to the input flow of sampled signal.*

### 11.10.1 Detailed Description

It wraps blocks to change data type, filter and resample input data, adapted to array receiver.

#### Author

Javier Arribas jarribas (at) cttc.es

GNSS-SDR is a Global Navigation Satellite System software-defined receiver. This file is part of GNSS-SDR.

Copyright (C) 2010-2020 (see AUTHORS file for a list of contributors) SPDX-License-Identifier: GPL-3.0-or-later

## 11.11 bayesian\_estimation.h File Reference

Interface of a library with Bayesian noise statistic estimation.

```
#include <armadillo>
#include <gnuradio/gr_complex.h>
```

## Classes

- class [Bayesian\\_estimator](#)

*[Bayesian\\_estimator](#) is an estimator of noise characteristics (i.e. mean, covariance)*

### 11.11.1 Detailed Description

Interface of a library with Bayesian noise statistic estimation.

[Bayesian\\_estimator](#) is a Bayesian estimator which attempts to estimate the properties of a stochastic process based on a sequence of discrete samples of the sequence.

[1]: LaMountain, Gerald, Vilà-Valls, Jordi, Closas, Pau, "Bayesian Covariance Estimation for Kalman Filter based Digital Carrier Synchronization," Proceedings of the 31st International Technical Meeting of the Satellite Division of The Institute of Navigation (ION GNSS+ 2018), Miami, Florida, September 2018, pp. 3575-3586. <https://doi.org/10.33012/2018.15911>

#### Authors

- Gerald LaMountain, 2018. gerald(at)ece.neu.edu
- Jordi Vila-Valls 2018. jvila(at)cttc.es

GNSS-SDR is a Global Navigation Satellite System software-defined receiver. This file is part of GNSS-SDR.

Copyright (C) 2010-2020 (see AUTHORS file for a list of contributors) SPDX-License-Identifier: GPL-3.0-or-later

## 11.12 beamformer.h File Reference

Simple spatial filter using RAW array input and beamforming coefficients.

```
#include "gnss_block_interface.h"
#include <gnuradio/sync_block.h>
#include <vector>
```

### Classes

- class [beamformer](#)

*This class implements a real-time software-defined spatial filter using the CTTC GNSS experimental antenna array input and a set of dynamically reloadable weights.*

### Typedefs

- using **beamformer\_sptr** = gnss\_shared\_ptr< [beamformer](#) >

### Functions

- beamformer\_sptr **make\_beamformer\_sptr** ()

### Variables

- const int **GNSS\_SDR\_BEAMFORMER\_CHANNELS** = 8

#### 11.12.1 Detailed Description

Simple spatial filter using RAW array input and beamforming coefficients.

#### Author

Javier Arribas jarribas (at) cttc.es

GNSS-SDR is a Global Navigation Satellite System software-defined receiver. This file is part of GNSS-SDR.

Copyright (C) 2010-2020 (see AUTHORS file for a list of contributors) SPDX-License-Identifier: GPL-3.0-or-later

## 11.13 beamformer\_filter.h File Reference

Interface of an adapter of a digital beamformer.

```
#include "gnss_block_interface.h"
#include <gnuradio/hier_block2.h>
#include <cstdint>
#include <string>
```

## Classes

- class [BeamformerFilter](#)

*Interface of an adapter of a digital beamformer block to a [GNSSBlockInterface](#).*

### 11.13.1 Detailed Description

Interface of an adapter of a digital beamformer.

#### Author

Javier Arribas jarribas (at) ctte.es

GNSS-SDR is a Global Navigation Satellite System software-defined receiver. This file is part of GNSS-SDR.

Copyright (C) 2010-2020 (see AUTHORS file for a list of contributors) SPDX-License-Identifier: GPL-3.0-or-later

## 11.14 Beidou\_B1I.h File Reference

Defines system parameters for BeiDou B1I signal and DNAV data.

```
#include "gnss_frequencies.h"
#include <stdint>
```

## Variables

- constexpr double [BEIDOU\\_B1I\\_FREQ\\_HZ](#) = [FREQ1\\_BDS](#)  
*B1I [Hz].*
- constexpr double [BEIDOU\\_B1I\\_CODE\\_RATE\\_CPS](#) = 2.046e6  
*Beidou B1I code rate [chips/s].*
- constexpr double [BEIDOU\\_B1I\\_CODE\\_LENGTH\\_CHIPS](#) = 2046.0  
*Beidou B1I code length [chips].*
- constexpr double [BEIDOU\\_B1I\\_CODE\\_PERIOD\\_S](#) = 0.001  
*Beidou B1I code period [seconds].*
- constexpr double [BEIDOU\\_B1I\\_PREAMBLE\\_DURATION\\_S](#) = 0.220
- constexpr uint32\_t [BEIDOU\\_B1I\\_CODE\\_PERIOD\\_MS](#) = 1  
*Beidou B1I code period [ms].*
- constexpr uint32\_t [BEIDOU\\_B1I\\_PREAMBLE\\_LENGTH\\_BITS](#) = 11
- constexpr uint32\_t [BEIDOU\\_B1I\\_PREAMBLE\\_LENGTH\\_SYMBOLS](#) = 220
- constexpr int32\_t [BEIDOU\\_B1I\\_SECONDARY\\_CODE\\_LENGTH](#) = 20
- constexpr int32\_t [BEIDOU\\_B1I\\_GEO\\_PREAMBLE\\_LENGTH\\_SYMBOLS](#) = 22
- constexpr int32\_t [BEIDOU\\_B1I\\_PREAMBLE\\_DURATION\\_MS](#) = 220
- constexpr int32\_t [BEIDOU\\_B1I\\_TELEMETRY\\_RATE\\_BITS\\_SECOND](#) = 50
- constexpr int32\_t [BEIDOU\\_B1I\\_TELEMETRY\\_SYMBOLS\\_PER\\_BIT](#) = 20
- constexpr int32\_t [BEIDOU\\_B1I\\_GEO\\_TELEMETRY\\_SYMBOLS\\_PER\\_BIT](#) = 2
- constexpr int32\_t [BEIDOU\\_B1I\\_TELEMETRY\\_SYMBOL\\_PERIOD\\_MS](#) = static\_cast<int32\_t>(static\_cast<uint32\_t>(BEIDOU\_B1I\_TELEMETRY\_SYMBOLS\_PER\_BIT) \* [BEIDOU\\_B1I\\_CODE\\_PERIOD\\_MS](#))
- constexpr int32\_t [BEIDOU\\_B1I\\_TELEMETRY\\_RATE\\_SYMBOLS\\_SECOND](#) = BEIDOU\_B1I\_TELEMETRY\_RATE\_BITS\_SECOND \* BEIDOU\_B1I\_TELEMETRY\_SYMBOLS\_PER\_BIT
- constexpr char [BEIDOU\\_B1I\\_SECONDARY\\_CODE\\_STR](#) [21] = "00000100110101001110"
- constexpr char [BEIDOU\\_B1I\\_GEO\\_PREAMBLE\\_SYMBOLS\\_STR](#) [23] = "1111110000001100001100"
- constexpr char [BEIDOU\\_B1I\\_D2\\_SECONDARY\\_CODE\\_STR](#) [3] = "00"

### 11.14.1 Detailed Description

Defines system parameters for BeiDou B1I signal and DNAV data.

#### Author

Sergi Segura, 2018. [sergi.segura.munoz\(at\)gmail.com](mailto:sergi.segura.munoz(at)gmail.com)  
Damian Miralles, 2018. [dmiralles2009@gmail.com](mailto:dmiralles2009@gmail.com)

GNSS-SDR is a Global Navigation Satellite System software-defined receiver. This file is part of GNSS-SDR.

Copyright (C) 2010-2020 (see AUTHORS file for a list of contributors) SPDX-License-Identifier: GPL-3.0-or-later

## 11.15 beidou\_b1i\_dll\_pll\_tracking.h File Reference

Interface of an adapter of a DLL+PLL tracking loop block for Beidou B1I to a [TrackingInterface](#).

```
#include "dll_pll_veml_tracking.h"
#include "tracking_interface.h"
#include <string>
```

### Classes

- class [BeidouB1IDllPlTracking](#)

*This class implements a code DLL + carrier PLL tracking loop.*

### 11.15.1 Detailed Description

Interface of an adapter of a DLL+PLL tracking loop block for Beidou B1I to a [TrackingInterface](#).

#### Author

Sergi Segura, 2018. [sergi.segura.munoz\(at\)gmail.com](mailto:sergi.segura.munoz(at)gmail.com)

Code DLL + carrier PLL according to the algorithms described in: K.Borre, D.M.Akos, N.Bertelsen, P.Rinder, and S.H.Jensen, A Software-Defined GPS and Galileo Receiver. A Single-Frequency Approach, Birkhauser, 2007

GNSS-SDR is a Global Navigation Satellite System software-defined receiver. This file is part of GNSS-SDR.

Copyright (C) 2010-2020 (see AUTHORS file for a list of contributors) SPDX-License-Identifier: GPL-3.0-or-later

## 11.16 beidou\_b1i\_pcps\_acquisition.h File Reference

Adapts a PCPS acquisition block to an [AcquisitionInterface](#) for Beidou B1I signals.

```
#include "channel_fsm.h"
#include "complex_byte_to_float_x2.h"
#include "gnss_synchro.h"
#include "pcps_acquisition.h"
#include <gnuradio/blocks/float_to_complex.h>
#include <gnuradio/blocks/stream_to_vector.h>
#include <volk_gnssdr/volk_gnssdr_alloc.h>
#include <stdint>
#include <memory>
#include <string>
```

### Classes

- class [BeidouB1IPcpsAcquisition](#)  
*This class adapts a PCPS acquisition block to an [AcquisitionInterface](#) for GPS L1 C/A signals.*

### 11.16.1 Detailed Description

Adapts a PCPS acquisition block to an [AcquisitionInterface](#) for Beidou B1I signals.

#### Authors

- Sergi Segura, 2018. [sergi.segura.munoz\(at\)gmail.com](mailto:sergi.segura.munoz(at)gmail.com)

GNSS-SDR is a Global Navigation Satellite System software-defined receiver. This file is part of GNSS-SDR.

Copyright (C) 2010-2020 (see AUTHORS file for a list of contributors) SPDX-License-Identifier: GPL-3.0-or-later

## 11.17 beidou\_b1i\_signal\_replica.h File Reference

This file implements various functions for BeiDou B1I signal replica generation.

```
#include <complex>
#include <stdint>
#include <gsl/gsl-lite.hpp>
```

### Functions

- void [beidou\\_b1i\\_code\\_gen\\_int](#) (own::span< int32\_t > dest, int32\_t prn, uint32\_t chip\_shift)  
*Generates int32\_t GPS L1 C/A code for the desired SV ID and code shift.*
- void [beidou\\_b1i\\_code\\_gen\\_float](#) (own::span< float > dest, int32\_t prn, uint32\_t chip\_shift)  
*Generates float GPS L1 C/A code for the desired SV ID and code shift.*
- void [beidou\\_b1i\\_code\\_gen\\_complex](#) (own::span< std::complex< float >> dest, int32\_t prn, uint32\_t chip\_shift)  
*Generates complex GPS L1 C/A code for the desired SV ID and code shift.*
- void [beidou\\_b1i\\_code\\_gen\\_complex\\_sampled](#) (own::span< std::complex< float >> dest, uint32\_t prn, int32\_t sampling\_freq, uint32\_t chip\_shift)  
*Generates complex GPS L1 C/A code for the desired SV ID and code shift, and sampled to specific sampling frequency.*



### 11.17.1 Detailed Description

This file implements various functions for BeiDou B1I signal replica generation.

#### Author

Sergi Segura, 2018. [sergi.segura.munoz\(at\)gmail.com](mailto:sergi.segura.munoz(at)gmail.com)

GNSS-SDR is a Global Navigation Satellite System software-defined receiver. This file is part of GNSS-SDR.

Copyright (C) 2010-2020 (see AUTHORS file for a list of contributors) SPDX-License-Identifier: GPL-3.0-or-later

## 11.18 beidou\_b1i\_telemetry\_decoder.h File Reference

Interface of an adapter of a Beidou B1I NAV data decoder block to a [TelemetryDecoderInterface](#).

```
#include "beidou_b1i_telemetry_decoder_gs.h"
#include "gnss_satellite.h"
#include "gnss_synchro.h"
#include "telemetry_decoder_interface.h"
#include "tlm_conf.h"
#include <gnuradio/runtime_types.h>
#include <cstdio>
#include <string>
```

### Classes

- class [BeidouB1iTelemetryDecoder](#)

*This class implements a NAV data decoder for BEIDOU B1I.*

### 11.18.1 Detailed Description

Interface of an adapter of a Beidou B1I NAV data decoder block to a [TelemetryDecoderInterface](#).

#### Author

Damian Miralles, 2018. [dmiralles2009@gmail.com](mailto:dmiralles2009@gmail.com)  
Sergi Segura, 2018. [sergi.segura.munoz\(at\)gmail.com](mailto:sergi.segura.munoz(at)gmail.com)

GNSS-SDR is a Global Navigation Satellite System software-defined receiver. This file is part of GNSS-SDR.

Copyright (C) 2010-2020 (see AUTHORS file for a list of contributors) SPDX-License-Identifier: GPL-3.0-or-later

## 11.19 beidou\_b1i\_telemetry\_decoder\_gs.h File Reference

Implementation of a BEIDOU B1I DNAV data decoder block.

```
#include "beidou_dnav_navigation_message.h"
#include "gnss_block_interface.h"
#include "gnss_satellite.h"
#include "nav_message_packet.h"
#include "tlm_conf.h"
#include "tlm_crc_stats.h"
#include <boost/circular_buffer.hpp>
#include <gnuradio/block.h>
#include <gnuradio/types.h>
#include <array>
#include <cstdint>
#include <fstream>
#include <memory>
#include <string>
```

### Classes

- class [beidou\\_b1i\\_telemetry\\_decoder\\_gs](#)

*This class implements a block that decodes the BeiDou DNAV data.*

### Typedefs

- using **beidou\_b1i\_telemetry\_decoder\_gs\_sptr** = gnss\_shared\_ptr< [beidou\\_b1i\\_telemetry\\_decoder\\_gs](#) >

### Functions

- beidou\_b1i\_telemetry\_decoder\_gs\_sptr **beidou\_b1i\_make\_telemetry\_decoder\_gs** (const [Gnss\\_Satellite](#) &satellite, const [Tlm\\_Conf](#) &conf)

#### 11.19.1 Detailed Description

Implementation of a BEIDOU B1I DNAV data decoder block.

Code added as part of GSoC 2018 program.

#### Author

Damian Miralles, 2018. dmiralles2009(at)gmail.com  
Sergi Segura, 2018. sergi.segura.munoz(at)gmail.es

GNSS-SDR is a Global Navigation Satellite System software-defined receiver. This file is part of GNSS-SDR.

Copyright (C) 2010-2020 (see AUTHORS file for a list of contributors) SPDX-License-Identifier: GPL-3.0-or-later

## 11.20 Beidou\_B3I.h File Reference

Defines system parameters for BeiDou B3I signal and DNAV data.

```
#include "gnss_frequencies.h"
#include <stdint>
```

### Variables

- constexpr double **BEIDOU\_B3I\_FREQ\_HZ** = **FREQ3\_BDS**  
*BeiDou B3I [Hz].*
- constexpr double **BEIDOU\_B3I\_CODE\_RATE\_CPS** = 10.23e6  
*BeiDou B3I code rate [chips/s].*
- constexpr double **BEIDOU\_B3I\_CODE\_LENGTH\_CHIPS** = 10230.0  
*BeiDou B3I code length [chips].*
- constexpr double **BEIDOU\_B3I\_CODE\_PERIOD\_S** = 0.001  
*BeiDou B3I code period [seconds].*
- constexpr double **BEIDOU\_B3I\_PREAMBLE\_DURATION\_S** = 0.220
- constexpr uint32\_t **BEIDOU\_B3I\_CODE\_PERIOD\_MS** = 1  
*BeiDou B3I code period [ms].*
- constexpr uint32\_t **BEIDOU\_B3I\_PREAMBLE\_LENGTH\_BITS** = 11
- constexpr uint32\_t **BEIDOU\_B3I\_PREAMBLE\_LENGTH\_SYMBOLS** = 220
- constexpr int32\_t **BEIDOU\_B3I\_SECONDARY\_CODE\_LENGTH** = 20
- constexpr int32\_t **BEIDOU\_B3I\_GEO\_PREAMBLE\_LENGTH\_SYMBOLS** = 22
- constexpr int32\_t **BEIDOU\_B3I\_PREAMBLE\_DURATION\_MS** = 220
- constexpr int32\_t **BEIDOU\_B3I\_TELEMETRY\_RATE\_BITS\_SECOND** = 50  
*D1 NAV message bit rate [bits/s].*
- constexpr int32\_t **BEIDOU\_B3I\_TELEMETRY\_SYMBOLS\_PER\_BIT** = 20
- constexpr int32\_t **BEIDOU\_B3I\_GEO\_TELEMETRY\_SYMBOLS\_PER\_BIT** = 2
- constexpr int32\_t **BEIDOU\_B3I\_TELEMETRY\_SYMBOL\_PERIOD\_MS** = static\_cast<int32\_t>(static\_cast<uint32\_t>(BEIDOU\_B3I\_TELEMETRY\_SYMBOLS\_PER\_BIT) \* **BEIDOU\_B3I\_CODE\_PERIOD\_MS**)
- constexpr int32\_t **BEIDOU\_B3I\_TELEMETRY\_RATE\_SYMBOLS\_SECOND** = **BEIDOU\_B3I\_TELEMETRY\_RATE\_BITS\_SECOND** \* **BEIDOU\_B3I\_TELEMETRY\_SYMBOLS\_PER\_BIT**
- constexpr char **BEIDOU\_B3I\_SECONDARY\_CODE\_STR** [21] = "00000100110101001110"
- constexpr char **BEIDOU\_B3I\_GEO\_PREAMBLE\_SYMBOLS\_STR** [23] = "1111110000001100001100"
- constexpr char **BEIDOU\_B3I\_D2\_SECONDARY\_CODE\_STR** [3] = "00"

### 11.20.1 Detailed Description

Defines system parameters for BeiDou B3I signal and DNAV data.

#### Author

Damian Miralles, 2019. [dmiralles2009@gmail.com](mailto:dmiralles2009@gmail.com)

GNSS-SDR is a Global Navigation Satellite System software-defined receiver. This file is part of GNSS-SDR.

Copyright (C) 2010-2020 (see AUTHORS file for a list of contributors) SPDX-License-Identifier: GPL-3.0-or-later

## 11.21 beidou\_b3i\_dll\_pll\_tracking.h File Reference

Interface of an adapter of a DLL+PLL tracking loop block for Beidou B3I to a [TrackingInterface](#).

```
#include "dll_pll_veml_tracking.h"
#include "tracking_interface.h"
#include <string>
```

### Classes

- class [BeidouB3iDllPlTracking](#)

*This class implements a code DLL + carrier PLL tracking loop.*

### 11.21.1 Detailed Description

Interface of an adapter of a DLL+PLL tracking loop block for Beidou B3I to a [TrackingInterface](#).

#### Author

Damian Miralles, 2019. dmiralles2009(at)gmail.com

Code DLL + carrier PLL according to the algorithms described in: K.Borre, D.M.Akos, N.Bertelsen, P.Rinder, and S.H.Jensen, A Software-Defined GPS and Galileo Receiver. A Single-Frequency Approach, Birkhauser, 2007

GNSS-SDR is a Global Navigation Satellite System software-defined receiver. This file is part of GNSS-SDR.

Copyright (C) 2010-2020 (see AUTHORS file for a list of contributors) SPDX-License-Identifier: GPL-3.0-or-later

## 11.22 beidou\_b3i\_pcps\_acquisition.h File Reference

Adapts a PCPS acquisition block to an [AcquisitionInterface](#) for Beidou B3I signals.

```
#include "acq_conf.h"
#include "channel_fsm.h"
#include "complex_byte_to_float_x2.h"
#include "gnss_synchro.h"
#include "pcps_acquisition.h"
#include <gnuradio/blocks/float_to_complex.h>
#include <gnuradio/blocks/stream_to_vector.h>
#include <volk_gnssdr/volk_gnssdr_alloc.h>
#include <stdint>
#include <memory>
#include <string>
```

### Classes

- class [BeidouB3iPcpsAcquisition](#)

*This class adapts a PCPS acquisition block to an [AcquisitionInterface](#) for BeiDou B3I signals.*

### 11.22.1 Detailed Description

Adapts a PCPS acquisition block to an [AcquisitionInterface](#) for Beidou B3I signals.

#### Author

Damian Miralles, 2019. [dmiralles2009@gmail.com](mailto:dmiralles2009@gmail.com)

GNSS-SDR is a Global Navigation Satellite System software-defined receiver. This file is part of GNSS-SDR.

Copyright (C) 2010-2020 (see AUTHORS file for a list of contributors) SPDX-License-Identifier: GPL-3.0-or-later

## 11.23 beidou\_b3i\_signal\_replica.h File Reference

This file implements various functions for BeiDou B3I signal replica generation.

```
#include <complex>
#include <cstdint>
#include <gsl/gsl-lite.hpp>
```

### Functions

- void [beidou\\_b3i\\_code\\_gen\\_int](#) (own::span< int > dest, int32\_t prn, uint32\_t chip\_shift)  
*Generates int BeiDou B3I code for the desired SV ID and code shift.*
- void [beidou\\_b3i\\_code\\_gen\\_float](#) (own::span< float > dest, int32\_t prn, uint32\_t chip\_shift)  
*Generates float BeiDou B3I code for the desired SV ID and code shift.*
- void [beidou\\_b3i\\_code\\_gen\\_complex](#) (own::span< std::complex< float >> dest, int32\_t prn, uint32\_t chip\_shift)  
*Generates complex BeiDou B3I code for the desired SV ID and code shift.*
- void [beidou\\_b3i\\_code\\_gen\\_complex\\_sampled](#) (own::span< std::complex< float >> dest, uint32\_t prn, int sampling\_freq, uint32\_t chip\_shift)  
*Generates complex BeiDou B3I code for the desired SV ID and code shift, and sampled to specific sampling frequency.*

### 11.23.1 Detailed Description

This file implements various functions for BeiDou B3I signal replica generation.

#### Author

Damian Miralles, 2019. [dmiralles2009@gmail.com](mailto:dmiralles2009@gmail.com)

GNSS-SDR is a Global Navigation Satellite System software-defined receiver. This file is part of GNSS-SDR.

Copyright (C) 2010-2020 (see AUTHORS file for a list of contributors) SPDX-License-Identifier: GPL-3.0-or-later

## 11.24 beidou\_b3i\_telemetry\_decoder.h File Reference

Interface of an adapter of a Beidou B3I NAV data decoder block to a [TelemetryDecoderInterface](#).

```
#include "beidou_b3i_telemetry_decoder_gs.h"
#include "gnss_satellite.h"
#include "gnss_synchro.h"
#include "telemetry_decoder_interface.h"
#include "tlm_conf.h"
#include <gnuradio/runtime_types.h>
#include <cstdint>
#include <string>
```

### Classes

- class [BeidouB3iTelemetryDecoder](#)  
*This class implements a NAV data decoder for BEIDOU B1I.*

### 11.24.1 Detailed Description

Interface of an adapter of a Beidou B3I NAV data decoder block to a [TelemetryDecoderInterface](#).

#### Author

Damian Miralles, 2019. [dmiralles2009@gmail.com](mailto:dmiralles2009@gmail.com)

GNSS-SDR is a Global Navigation Satellite System software-defined receiver. This file is part of GNSS-SDR.

Copyright (C) 2010-2020 (see AUTHORS file for a list of contributors) SPDX-License-Identifier: GPL-3.0-or-later

## 11.25 beidou\_b3i\_telemetry\_decoder\_gs.h File Reference

Implementation of a BEIDOU B3I DNAV data decoder block.

```
#include "beidou_dnav_navigation_message.h"
#include "gnss_block_interface.h"
#include "gnss_satellite.h"
#include "nav_message_packet.h"
#include "tlm_conf.h"
#include "tlm_crc_stats.h"
#include <boost/circular_buffer.hpp>
#include <gnuradio/block.h>
#include <gnuradio/types.h>
#include <array>
#include <cstdint>
#include <fstream>
#include <memory>
#include <string>
```

## Classes

- class [beidou\\_b3i\\_telemetry\\_decoder\\_gs](#)

*This class implements a block that decodes the BeiDou DNAV data.*

## Typedefs

- using **beidou\_b3i\_telemetry\_decoder\_gs\_sptr** = gnss\_shared\_ptr< [beidou\\_b3i\\_telemetry\\_decoder\\_gs](#) >

## Functions

- [beidou\\_b3i\\_telemetry\\_decoder\\_gs\\_sptr](#) **beidou\_b3i\_make\_telemetry\_decoder\_gs** (const [Gnss\\_Satellite](#) &satellite, const [Tlm\\_Conf](#) &conf)

### 11.25.1 Detailed Description

Implementation of a BEIDOU B3I DNAV data decoder block.

#### Author

Damian Miralles, 2019. [dmiralles2009\(at\)gmail.com](mailto:dmiralles2009(at)gmail.com)

GNSS-SDR is a Global Navigation Satellite System software-defined receiver. This file is part of GNSS-SDR.

Copyright (C) 2010-2020 (see AUTHORS file for a list of contributors) SPDX-License-Identifier: GPL-3.0-or-later

## 11.26 Beidou\_DNAV.h File Reference

Defines system parameters for BeiDou DNAV data processing.

```
#include "MATH_CONSTANTS.h"
#include <cstdint>
#include <utility>
#include <vector>
```

## Functions

- `const std::vector< std::pair< int32_t, int32_t > > D1_PRE {{{1, 1}}}`
- `const std::vector< std::pair< int32_t, int32_t > > D1_FRAID {{{16, 3}}}`
- `const std::vector< std::pair< int32_t, int32_t > > D1_SOW {{{19, 8}, {31, 12}}}`
- `const std::vector< std::pair< int32_t, int32_t > > D1_PNUM {{{44, 7}}}`
- `const std::vector< std::pair< int32_t, int32_t > > D1_SAT_H1 {{{43, 1}}}`
- `const std::vector< std::pair< int32_t, int32_t > > D1_AODC {{{44, 5}}}`
- `const std::vector< std::pair< int32_t, int32_t > > D1_URAI {{{49, 4}}}`
- `const std::vector< std::pair< int32_t, int32_t > > D1_WN {{{61, 13}}}`
- `const std::vector< std::pair< int32_t, int32_t > > D1_TOC {{{74, 9}, {91, 8}}}`
- `const std::vector< std::pair< int32_t, int32_t > > D1_TGD1 {{{99, 10}}}`
- `const std::vector< std::pair< int32_t, int32_t > > D1_TGD2 {{{109, 4}, {121, 6}}}`
- `const std::vector< std::pair< int32_t, int32_t > > D1_ALPHA0 {{{127, 8}}}`
- `const std::vector< std::pair< int32_t, int32_t > > D1_ALPHA1 {{{135, 8}}}`
- `const std::vector< std::pair< int32_t, int32_t > > D1_ALPHA2 {{{151, 8}}}`
- `const std::vector< std::pair< int32_t, int32_t > > D1_ALPHA3 {{{159, 8}}}`
- `const std::vector< std::pair< int32_t, int32_t > > D1_BETA0 {{{167, 6}, {181, 2}}}`
- `const std::vector< std::pair< int32_t, int32_t > > D1_BETA1 {{{183, 8}}}`
- `const std::vector< std::pair< int32_t, int32_t > > D1_BETA2 {{{191, 8}}}`
- `const std::vector< std::pair< int32_t, int32_t > > D1_BETA3 {{{199, 4}, {211, 4}}}`
- `const std::vector< std::pair< int32_t, int32_t > > D1_A2 {{{215, 11}}}`
- `const std::vector< std::pair< int32_t, int32_t > > D1_A0 {{{226, 7}, {241, 17}}}`
- `const std::vector< std::pair< int32_t, int32_t > > D1_A1 {{{258, 5}, {271, 17}}}`
- `const std::vector< std::pair< int32_t, int32_t > > D1_AODE {{{288, 5}}}`
- `const std::vector< std::pair< int32_t, int32_t > > D1_DELTA_N {{{43, 10}, {61, 6}}}`
- `const std::vector< std::pair< int32_t, int32_t > > D1_CUC {{{67, 16}, {91, 2}}}`
- `const std::vector< std::pair< int32_t, int32_t > > D1_M0 {{{93, 20}, {121, 12}}}`
- `const std::vector< std::pair< int32_t, int32_t > > D1_E {{{133, 10}, {151, 22}}}`
- `const std::vector< std::pair< int32_t, int32_t > > D1_CUS {{{181, 18}}}`
- `const std::vector< std::pair< int32_t, int32_t > > D1_CRC {{{199, 4}, {211, 14}}}`
- `const std::vector< std::pair< int32_t, int32_t > > D1_CRS {{{225, 8}, {241, 10}}}`
- `const std::vector< std::pair< int32_t, int32_t > > D1_SQRT_A {{{251, 12}, {271, 20}}}`
- `const std::vector< std::pair< int32_t, int32_t > > D1_TOE_SF2 {{{291, 2}}}`
- `const std::vector< std::pair< int32_t, int32_t > > D1_TOE_SF3 {{{43, 10}, {61, 5}}}`
- `const std::vector< std::pair< int32_t, int32_t > > D1_I0 {{{66, 17}, {91, 15}}}`
- `const std::vector< std::pair< int32_t, int32_t > > D1_CIC {{{106, 7}, {121, 11}}}`
- `const std::vector< std::pair< int32_t, int32_t > > D1_OMEGA_DOT {{{132, 11}, {151, 13}}}`
- `const std::vector< std::pair< int32_t, int32_t > > D1_CIS {{{164, 9}, {181, 9}}}`
- `const std::vector< std::pair< int32_t, int32_t > > D1_IDOT {{{190, 13}, {211, 1}}}`
- `const std::vector< std::pair< int32_t, int32_t > > D1_OMEGA0 {{{212, 21}, {241, 11}}}`
- `const std::vector< std::pair< int32_t, int32_t > > D1_OMEGA {{{252, 11}, {271, 21}}}`
- `const std::vector< std::pair< int32_t, int32_t > > D1_SQRT_A_ALMANAC {{{51, 2}, {61, 22}}}`
- `const std::vector< std::pair< int32_t, int32_t > > D1_A1_ALMANAC {{{91, 11}}}`
- `const std::vector< std::pair< int32_t, int32_t > > D1_A0_ALMANAC {{{102, 11}}}`
- `const std::vector< std::pair< int32_t, int32_t > > D1_OMEGA0_ALMANAC {{{121, 22}, {151, 2}}}`
- `const std::vector< std::pair< int32_t, int32_t > > D1_E_ALMANAC {{{153, 17}}}`
- `const std::vector< std::pair< int32_t, int32_t > > D1_DELTA_I {{{170, 3}, {181, 13}}}`
- `const std::vector< std::pair< int32_t, int32_t > > D1_TOA {{{194, 8}}}`
- `const std::vector< std::pair< int32_t, int32_t > > D1_OMEGA_DOT_ALMANAC {{{202, 1}, {211, 16}}}`
- `const std::vector< std::pair< int32_t, int32_t > > D1_OMEGA_ALMANAC {{{227, 6}, {241, 18}}}`
- `const std::vector< std::pair< int32_t, int32_t > > D1_M0_ALMANAC {{{259, 4}, {271, 20}}}`
- `const std::vector< std::pair< int32_t, int32_t > > D1_HEA1 {{{51, 2}, {61, 7}}}`
- `const std::vector< std::pair< int32_t, int32_t > > D1_HEA2 {{{68, 9}}}`
- `const std::vector< std::pair< int32_t, int32_t > > D1_HEA3 {{{77, 6}, {91, 3}}}`



- `const std::vector< std::pair< int32_t, int32_t > > D1_HEA4 {{{94, 9}}}`
- `const std::vector< std::pair< int32_t, int32_t > > D1_HEA5 {{{103, 9}}}`
- `const std::vector< std::pair< int32_t, int32_t > > D1_HEA6 {{{112, 1}, {121, 8}}}`
- `const std::vector< std::pair< int32_t, int32_t > > D1_HEA7 {{{129, 9}}}`
- `const std::vector< std::pair< int32_t, int32_t > > D1_HEA8 {{{138, 5}, {151, 4}}}`
- `const std::vector< std::pair< int32_t, int32_t > > D1_HEA9 {{{155, 9}}}`
- `const std::vector< std::pair< int32_t, int32_t > > D1_HEA10 {{{164, 9}}}`
- `const std::vector< std::pair< int32_t, int32_t > > D1_HEA11 {{{181, 9}}}`
- `const std::vector< std::pair< int32_t, int32_t > > D1_HEA12 {{{190, 9}}}`
- `const std::vector< std::pair< int32_t, int32_t > > D1_HEA13 {{{199, 4}, {211, 5}}}`
- `const std::vector< std::pair< int32_t, int32_t > > D1_HEA14 {{{216, 9}}}`
- `const std::vector< std::pair< int32_t, int32_t > > D1_HEA15 {{{225, 8}, {241, 1}}}`
- `const std::vector< std::pair< int32_t, int32_t > > D1_HEA16 {{{242, 9}}}`
- `const std::vector< std::pair< int32_t, int32_t > > D1_HEA17 {{{251, 9}}}`
- `const std::vector< std::pair< int32_t, int32_t > > D1_HEA18 {{{260, 3}, {271, 6}}}`
- `const std::vector< std::pair< int32_t, int32_t > > D1_HEA19 {{{277, 9}}}`
- `const std::vector< std::pair< int32_t, int32_t > > D1_HEA20 {{{51, 2}, {61, 7}}}`
- `const std::vector< std::pair< int32_t, int32_t > > D1_HEA21 {{{68, 9}}}`
- `const std::vector< std::pair< int32_t, int32_t > > D1_HEA22 {{{77, 6}, {91, 3}}}`
- `const std::vector< std::pair< int32_t, int32_t > > D1_HEA23 {{{94, 9}}}`
- `const std::vector< std::pair< int32_t, int32_t > > D1_HEA24 {{{103, 9}}}`
- `const std::vector< std::pair< int32_t, int32_t > > D1_HEA25 {{{112, 1}, {121, 8}}}`
- `const std::vector< std::pair< int32_t, int32_t > > D1_HEA26 {{{129, 9}}}`
- `const std::vector< std::pair< int32_t, int32_t > > D1_HEA27 {{{138, 5}, {151, 4}}}`
- `const std::vector< std::pair< int32_t, int32_t > > D1_HEA28 {{{155, 9}}}`
- `const std::vector< std::pair< int32_t, int32_t > > D1_HEA29 {{{164, 9}}}`
- `const std::vector< std::pair< int32_t, int32_t > > D1_HEA30 {{{181, 9}}}`
- `const std::vector< std::pair< int32_t, int32_t > > D1_WNA {{{190, 8}}}`
- `const std::vector< std::pair< int32_t, int32_t > > D1_TOA2 {{{198, 5}, {211, 3}}}`
- `const std::vector< std::pair< int32_t, int32_t > > D1_A0GPS {{{97, 14}}}`
- `const std::vector< std::pair< int32_t, int32_t > > D1_A1GPS {{{111, 2}, {121, 14}}}`
- `const std::vector< std::pair< int32_t, int32_t > > D1_A0GAL {{{135, 8}, {151, 6}}}`
- `const std::vector< std::pair< int32_t, int32_t > > D1_A1GAL {{{157, 16}}}`
- `const std::vector< std::pair< int32_t, int32_t > > D1_A0GLO {{{181, 14}}}`
- `const std::vector< std::pair< int32_t, int32_t > > D1_A1GLO {{{195, 8}, {211, 8}}}`
- `const std::vector< std::pair< int32_t, int32_t > > D1_DELTA_T_LS {{{51, 2}, {61, 6}}}`
- `const std::vector< std::pair< int32_t, int32_t > > D1_DELTA_T_LSF {{{67, 8}}}`
- `const std::vector< std::pair< int32_t, int32_t > > D1_WN_LSF {{{75, 8}}}`
- `const std::vector< std::pair< int32_t, int32_t > > D1_A0UTC {{{91, 22}, {121, 10}}}`
- `const std::vector< std::pair< int32_t, int32_t > > D1_A1UTC {{{131, 12}, {151, 12}}}`
- `const std::vector< std::pair< int32_t, int32_t > > D1_DN {{{163, 8}}}`
- `const std::vector< std::pair< int32_t, int32_t > > D2_PRE {{{1, 11}}}`
- `const std::vector< std::pair< int32_t, int32_t > > D2_FRAID {{{16, 3}}}`
- `const std::vector< std::pair< int32_t, int32_t > > D2_SOW {{{19, 8}, {31, 12}}}`
- `const std::vector< std::pair< int32_t, int32_t > > D2_PNUM {{{43, 4}}}`
- `const std::vector< std::pair< int32_t, int32_t > > D2_SAT_H1 {{{47, 1}}}`
- `const std::vector< std::pair< int32_t, int32_t > > D2_AODC {{{48, 5}}}`
- `const std::vector< std::pair< int32_t, int32_t > > D2_URAI {{{61, 4}}}`
- `const std::vector< std::pair< int32_t, int32_t > > D2_WN {{{65, 13}}}`
- `const std::vector< std::pair< int32_t, int32_t > > D2_TOC {{{78, 5}, {91, 12}}}`
- `const std::vector< std::pair< int32_t, int32_t > > D2_TGD1 {{{103, 10}}}`
- `const std::vector< std::pair< int32_t, int32_t > > D2_TGD2 {{{121, 10}}}`
- `const std::vector< std::pair< int32_t, int32_t > > D2_ALPHA0 {{{47, 6}, {61, 2}}}`
- `const std::vector< std::pair< int32_t, int32_t > > D2_ALPHA1 {{{63, 8}}}`
- `const std::vector< std::pair< int32_t, int32_t > > D2_ALPHA2 {{{71, 8}}}`

- `const std::vector< std::pair< int32_t, int32_t > > D2_ALPHA3 {{{79, 4}, {91, 4}}}`
- `const std::vector< std::pair< int32_t, int32_t > > D2_BETA0 {{{95, 8}}}`
- `const std::vector< std::pair< int32_t, int32_t > > D2_BETA1 {{{103, 8}}}`
- `const std::vector< std::pair< int32_t, int32_t > > D2_BETA2 {{{111, 2}, {121, 6}}}`
- `const std::vector< std::pair< int32_t, int32_t > > D2_BETA3 {{{127, 8}}}`
- `const std::vector< std::pair< int32_t, int32_t > > D2_A0 {{{101, 12}, {121, 12}}}`
- `const std::vector< std::pair< int32_t, int32_t > > D2_A1_MSB {{{133, 4}}}`
- `const std::vector< std::pair< int32_t, int32_t > > D2_A1_LSB {{{47, 6}, {61, 12}}}`
- `const std::vector< std::pair< int32_t, int32_t > > D2_A1 {{{279, 22}}}`
- `const std::vector< std::pair< int32_t, int32_t > > D2_A2 {{{73, 10}, {91, 1}}}`
- `const std::vector< std::pair< int32_t, int32_t > > D2_AODE {{{92, 5}}}`
- `const std::vector< std::pair< int32_t, int32_t > > D2_DELTA_N {{{97, 16}}}`
- `const std::vector< std::pair< int32_t, int32_t > > D2_CUC_MSB {{{121, 14}}}`
- `const std::vector< std::pair< int32_t, int32_t > > D2_CUC_LSB {{{47, 4}}}`
- `const std::vector< std::pair< int32_t, int32_t > > D2_CUC {{{283, 18}}}`
- `const std::vector< std::pair< int32_t, int32_t > > D2_M0 {{{51, 2}, {61, 22}, {91, 8}}}`
- `const std::vector< std::pair< int32_t, int32_t > > D2_CUS {{{99, 14}, {121, 4}}}`
- `const std::vector< std::pair< int32_t, int32_t > > D2_E_MSB {{{125, 10}}}`
- `const std::vector< std::pair< int32_t, int32_t > > D2_E_LSB {{{47, 6}, {61, 16}}}`
- `const std::vector< std::pair< int32_t, int32_t > > D2_SQRT_A {{{77, 6}, {91, 22}, {121, 4}}}`
- `const std::vector< std::pair< int32_t, int32_t > > D2_CIC_MSB {{{125, 10}}}`
- `const std::vector< std::pair< int32_t, int32_t > > D2_CIC_LSB {{{47, 6}, {61, 2}}}`
- `const std::vector< std::pair< int32_t, int32_t > > D2_CIC {{{283, 18}}}`
- `const std::vector< std::pair< int32_t, int32_t > > D2_CIS {{{63, 18}}}`
- `const std::vector< std::pair< int32_t, int32_t > > D2_TOE {{{81, 2}, {91, 15}}}`
- `const std::vector< std::pair< int32_t, int32_t > > D2_I0_MSB {{{106, 7}, {121, 14}}}`
- `const std::vector< std::pair< int32_t, int32_t > > D2_I0_LSB {{{47, 6}, {61, 5}}}`
- `const std::vector< std::pair< int32_t, int32_t > > D2_I0 {{{269, 32}}}`
- `const std::vector< std::pair< int32_t, int32_t > > D2_CRC {{{66, 17}, {91, 1}}}`
- `const std::vector< std::pair< int32_t, int32_t > > D2_CRS {{{92, 18}}}`
- `const std::vector< std::pair< int32_t, int32_t > > D2_OMEGA_DOT_MSB {{{110, 3}, {121, 16}}}`
- `const std::vector< std::pair< int32_t, int32_t > > D2_OMEGA_DOT_LSB {{{47, 5}}}`
- `const std::vector< std::pair< int32_t, int32_t > > D2_OMEGA_DOT {{{277, 24}}}`
- `const std::vector< std::pair< int32_t, int32_t > > D2_OMEGA0 {{{52, 1}, {61, 22}, {91, 9}}}`
- `const std::vector< std::pair< int32_t, int32_t > > D2_OMEGA_MSB {{{100, 13}, {121, 14}}}`
- `const std::vector< std::pair< int32_t, int32_t > > D2_OMEGA_LSB {{{47, 5}}}`
- `const std::vector< std::pair< int32_t, int32_t > > D2_OMEGA {{{269, 32}}}`
- `const std::vector< std::pair< int32_t, int32_t > > D2_IDOT {{{52, 1}, {61, 13}}}`

## Variables

- `constexpr double D1_TOC_LSB = TWO_P3`
- `constexpr double D1_TGD1_LSB = 0.1e-9`
- `constexpr double D1_TGD2_LSB = 0.1e-9`
- `constexpr double D1_ALPHA0_LSB = TWO_N30`
- `constexpr double D1_ALPHA1_LSB = TWO_N27`
- `constexpr double D1_ALPHA2_LSB = TWO_N24`
- `constexpr double D1_ALPHA3_LSB = TWO_N24`
- `constexpr double D1_BETA0_LSB = TWO_P11`
- `constexpr double D1_BETA1_LSB = TWO_P14`
- `constexpr double D1_BETA2_LSB = TWO_P16`
- `constexpr double D1_BETA3_LSB = TWO_P16`
- `constexpr double D1_A2_LSB = TWO_N66`
- `constexpr double D1_A0_LSB = TWO_N33`

- constexpr double **D1\_A1\_LSB** = [TWO\\_N50](#)
  - constexpr double **D1\_DELTA\_N\_LSB** = [PI\\_TWO\\_N43](#)
  - constexpr double **D1\_CUC\_LSB** = [TWO\\_N31](#)
  - constexpr double **D1\_M0\_LSB** = [PI\\_TWO\\_N31](#)
  - constexpr double **D1\_E\_LSB** = [TWO\\_N33](#)
  - constexpr double **D1\_CUS\_LSB** = [TWO\\_N31](#)
  - constexpr double **D1\_CRC\_LSB** = [TWO\\_N6](#)
  - constexpr double **D1\_CRS\_LSB** = [TWO\\_N6](#)
  - constexpr double **D1\_SQRT\_A\_LSB** = [TWO\\_N19](#)
  - constexpr double **D1\_TOE\_LSB** = [TWO\\_P3](#)
  - constexpr double **D1\_I0\_LSB** = [PI\\_TWO\\_N31](#)
  - constexpr double **D1\_CIC\_LSB** = [TWO\\_N31](#)
  - constexpr double **D1\_OMEGA\_DOT\_LSB** = [PI\\_TWO\\_N43](#)
  - constexpr double **D1\_CIS\_LSB** = [TWO\\_N31](#)
  - constexpr double **D1\_IDOT\_LSB** = [PI\\_TWO\\_N43](#)
  - constexpr double **D1\_OMEGA0\_LSB** = [PI\\_TWO\\_N31](#)
  - constexpr double **D1\_OMEGA\_LSB** = [PI\\_TWO\\_N31](#)
  - constexpr double **D1\_SQRT\_A\_ALMANAC\_LSB** = [TWO\\_N11](#)
  - constexpr double **D1\_A1\_ALMANAC\_LSB** = [TWO\\_N38](#)
  - constexpr double **D1\_A0\_ALMANAC\_LSB** = [TWO\\_N20](#)
  - constexpr double **D1\_OMEGA0\_ALMANAC\_LSB** = [PI\\_TWO\\_N23](#)
  - constexpr double **D1\_E\_ALMANAC\_LSB** = [TWO\\_N21](#)
  - constexpr double **D1\_DELTA\_I\_LSB** = [PI\\_TWO\\_N19](#)
  - constexpr double **D1\_TOA\_LSB** = [TWO\\_P12](#)
  - constexpr double **D1\_OMEGA\_DOT\_ALMANAC\_LSB** = [PI\\_TWO\\_N38](#)
  - constexpr double **D1\_OMEGA\_ALMANAC\_LSB** = [PI\\_TWO\\_N23](#)
  - constexpr double **D1\_M0\_ALMANAC\_LSB** = [PI\\_TWO\\_N23](#)
  - constexpr double **D1\_A0GPS\_LSB** = 0.1e-9
  - constexpr double **D1\_A1GPS\_LSB** = 0.1e-9
  - constexpr double **D1\_A0GAL\_LSB** = 0.1e-9
  - constexpr double **D1\_A1GAL\_LSB** = 0.1e-9
  - constexpr double **D1\_A0GLO\_LSB** = 0.1e-9
  - constexpr double **D1\_A1GLO\_LSB** = 0.1e-9
  - constexpr double **D1\_A0UTC\_LSB** = [TWO\\_N30](#)
  - constexpr double **D1\_A1UTC\_LSB** = [TWO\\_N50](#)
  - constexpr int32\_t **BEIDOU\_DNAV\_PREAMBLE\_LENGTH\_BITS** = 11
  - constexpr int32\_t **BEIDOU\_DNAV\_PREAMBLE\_LENGTH\_SYMBOLS** = 11
  - constexpr int32\_t **BEIDOU\_DNAV\_PREAMBLE\_PERIOD\_SYMBOLS** = 300
  - constexpr int32\_t **BEIDOU\_DNAV\_SUBFRAME\_DATA\_BITS** = 300
- Number of bits per subframe in the NAV message [bits].*
- constexpr int32\_t **BEIDOU\_DNAV\_BDT2GPST\_LEAP\_SEC\_OFFSET** = 14
  - constexpr int32\_t **BEIDOU\_DNAV\_BDT2GPST\_WEEK\_NUM\_OFFSET** = 1356
  - constexpr uint32\_t **BEIDOU\_DNAV\_SUBFRAME\_SYMBOLS** = 300
  - constexpr uint32\_t **BEIDOU\_DNAV\_WORDS\_SUBFRAME** = 10
  - constexpr uint32\_t **BEIDOU\_DNAV\_WORD\_LENGTH\_BITS** = 30
  - constexpr char **BEIDOU\_DNAV\_PREAMBLE** [12] = "11100010010"

### 11.26.1 Detailed Description

Defines system parameters for BeiDou DNAV data processing.

#### Author

Damian Miralles, 2018. [dmiralles2009@gmail.com](mailto:dmiralles2009@gmail.com)

GNSS-SDR is a Global Navigation Satellite System software-defined receiver. This file is part of GNSS-SDR.

Copyright (C) 2010-2020 (see AUTHORS file for a list of contributors) SPDX-License-Identifier: GPL-3.0-or-later

## 11.27 beidou\_dnav\_almanac.h File Reference

Interface of a Beidou DNAV Almanac storage.

```
#include "gnss_almanac.h"
#include <boost/serialization/nvp.hpp>
```

### Classes

- class [Beidou\\_Dnav\\_Almanac](#)

*This class is a storage for the BeiDou D1 almanac.*

### 11.27.1 Detailed Description

Interface of a Beidou DNAV Almanac storage.

#### Author

Sergi Segura, 2018. [sergi.segura.munoz\(at\)gmail.com](mailto:sergi.segura.munoz(at)gmail.com)

GNSS-SDR is a Global Navigation Satellite System software-defined receiver. This file is part of GNSS-SDR.

Copyright (C) 2010-2020 (see AUTHORS file for a list of contributors) SPDX-License-Identifier: GPL-3.0-or-later

## 11.28 beidou\_dnav\_ephemeris.h File Reference

Interface of a BEIDOU EPHEMERIS storage.

```
#include "gnss_ephemeris.h"
#include <boost/serialization/nvp.hpp>
#include <map>
#include <string>
```

### Classes

- class [Beidou\\_Dnav\\_Ephemeris](#)

*This is a storage class for the Beidou SV ephemeris data as described in BeiDou Navigation Satellite System Signal In Space Interface Control Document Open Service Signal B1I (Version 3.0)*

### 11.28.1 Detailed Description

Interface of a BEIDOU EPHEMERIS storage.

#### Author

Sergi Segura, 2018. [sergi.segura.munoz\(at\)gmail.com](mailto:sergi.segura.munoz(at)gmail.com)

GNSS-SDR is a Global Navigation Satellite System software-defined receiver. This file is part of GNSS-SDR.

Copyright (C) 2010-2020 (see AUTHORS file for a list of contributors) SPDX-License-Identifier: GPL-3.0-or-later

## 11.29 beidou\_dnav\_iono.h File Reference

Interface of a BEIDOU IONOSPHERIC MODEL storage.

```
#include "gps_iono.h"
```

### Classes

- class [Beidou\\_Dnav\\_Iono](#)

*This class is a storage for the BEIDOU IONOSPHERIC data as described in ICD v2.1.*

### 11.29.1 Detailed Description

Interface of a BEIDOU IONOSPHERIC MODEL storage.

#### Author

Sergi Segura, 2018. [sergi.segura.munoz\(at\)gmail.com](mailto:sergi.segura.munoz(at)gmail.com)

GNSS-SDR is a Global Navigation Satellite System software-defined receiver. This file is part of GNSS-SDR.

Copyright (C) 2010-2020 (see AUTHORS file for a list of contributors) SPDX-License-Identifier: GPL-3.0-or-later

## 11.30 beidou\_dnav\_navigation\_message.h File Reference

Interface of a BeiDou DNAV Data message decoder.

```
#include "Beidou_B1I.h"
#include "Beidou_B3I.h"
#include "Beidou_DNAV.h"
#include "beidou_dnav_almanac.h"
#include "beidou_dnav_ephemeris.h"
#include "beidou_dnav_iono.h"
#include "beidou_dnav_utc_model.h"
#include <bitset>
#include <stdint>
#include <map>
#include <string>
#include <utility>
#include <vector>
```

### Classes

- class [Beidou\\_Dnav\\_Navigation\\_Message](#)

*This class decodes a BeiDou D1 NAV Data message.*

### 11.30.1 Detailed Description

Interface of a BeiDou DNAV Data message decoder.

#### Author

Sergi Segura, 2018. [sergi.segura.munoz\(at\)gmail.com](mailto:sergi.segura.munoz(at)gmail.com)  
Damian Miralles, 2018. [dmiralles2009@gmail.com](mailto:dmiralles2009@gmail.com)

GNSS-SDR is a Global Navigation Satellite System software-defined receiver. This file is part of GNSS-SDR.

Copyright (C) 2010-2020 (see AUTHORS file for a list of contributors) SPDX-License-Identifier: GPL-3.0-or-later

## 11.31 beidou\_dnav\_utc\_model.h File Reference

Interface of a BeiDou UTC MODEL storage.

```
#include <boost/serialization/nvp.hpp>
```

### Classes

- class [Beidou\\_Dnav\\_Utc\\_Model](#)

*This class is a storage for the BeiDou DNAV UTC Model.*

### 11.31.1 Detailed Description

Interface of a BeiDou UTC MODEL storage.

#### Author

Damian Miralles, 2018. [dmiralles2009@gmail.com](mailto:dmiralles2009@gmail.com)  
Sergi Segura, 2018. [sergi.segura.munoz\(at\)gmail.com](mailto:sergi.segura.munoz(at)gmail.com)

GNSS-SDR is a Global Navigation Satellite System software-defined receiver. This file is part of GNSS-SDR.

Copyright (C) 2010-2020 (see AUTHORS file for a list of contributors) SPDX-License-Identifier: GPL-3.0-or-later

## 11.32 bits.h File Reference

Utilities for bit manipulation of the libswiftnav library.

```
#include "swift_common.h"
```

## Functions

- `uint8_t parity` (`uint32_t x`)
- `uint32_t getbitu` (`const uint8_t *buff`, `uint32_t pos`, `uint8_t len`)
- `int32_t getbits` (`const uint8_t *buff`, `uint32_t pos`, `uint8_t len`)
- `void setbitu` (`uint8_t *buff`, `uint32_t pos`, `uint32_t len`, `uint32_t data`)
- `void setbits` (`uint8_t *buff`, `uint32_t pos`, `uint32_t len`, `int32_t data`)
- `void bitcopy` (`void *dst`, `uint32_t dst_index`, `const void *src`, `uint32_t src_index`, `uint32_t count`)
- `void bitshl` (`void *buf`, `uint32_t size`, `uint32_t shift`)
- `uint8_t count_bits_u64` (`uint64_t v`, `uint8_t bv`)
- `uint8_t count_bits_u32` (`uint32_t v`, `uint8_t bv`)
- `uint8_t count_bits_u16` (`uint16_t v`, `uint8_t bv`)
- `uint8_t count_bits_u8` (`uint8_t v`, `uint8_t bv`)

### 11.32.1 Detailed Description

Utilities for bit manipulation of the libswiftnav library.

#### Author

Fergus Noble [fergus@swift-nav.com](mailto:fergus@swift-nav.com)

GNSS-SDR is a Global Navigation Satellite System software-defined receiver. This file is part of GNSS-SDR.

This file was originally borrowed from libswiftnav <https://github.com/swift-nav/libswiftnav>, a portable C library implementing GNSS related functions and algorithms, and then modified by J. Arribas and C. Fernandez

Copyright (C) 2013, 2016 Swift Navigation Inc. Contact: Fergus Noble [fergus@swift-nav.com](mailto:fergus@swift-nav.com)

SPDX-License-Identifier: LGPL-3.0-only

## 11.33 byte\_to\_short.h File Reference

Adapts an 8-bits sample stream (IF) to a short int stream (IF)

```
#include "gnss_block_interface.h"
#include <gnuradio/blocks/char_to_short.h>
#include <gnuradio/blocks/file_sink.h>
#include <stdint>
#include <string>
```

## Classes

- class [ByteToShort](#)  
*Adapts an 8-bits sample stream (IF) to a short int stream (IF)*

### 11.33.1 Detailed Description

Adapts an 8-bits sample stream (IF) to a short int stream (IF)

#### Author

Carles Fernandez Prades, cfernandez(at)cttc.es

GNSS-SDR is a Global Navigation Satellite System software-defined receiver. This file is part of GNSS-SDR.

Copyright (C) 2010-2020 (see AUTHORS file for a list of contributors) SPDX-License-Identifier: GPL-3.0-or-later

## 11.34 byte\_x2\_to\_complex\_byte.h File Reference

Adapts two signed char streams into a `std::complex<signed char>` stream.

```
#include "gnss_block_interface.h"
#include <gnuradio/sync_block.h>
#include <gnuradio/types.h>
```

### Classes

- class [byte\\_x2\\_to\\_complex\\_byte](#)

*This class adapts two signed char streams into a `std::complex<signed char>` stream.*

### Typedefs

- using `byte_x2_to_complex_byte_sptr` = `gnss_shared_ptr< byte\_x2\_to\_complex\_byte >`

### Functions

- `byte_x2_to_complex_byte_sptr` `make_byte_x2_to_complex_byte ()`

### 11.34.1 Detailed Description

Adapts two signed char streams into a `std::complex<signed char>` stream.

#### Author

Carles Fernandez Prades, cfernandez(at)cttc.es

GNSS-SDR is a Global Navigation Satellite System software-defined receiver. This file is part of GNSS-SDR.

Copyright (C) 2010-2020 (see AUTHORS file for a list of contributors) SPDX-License-Identifier: GPL-3.0-or-later



## 11.35 channel.h File Reference

Interface of a GNSS channel.

```
#include "channel_fsm.h"
#include "channel_interface.h"
#include "channel_msg_receiver_cc.h"
#include "concurrent_queue.h"
#include "gnss_signal.h"
#include "gnss_synchro.h"
#include <gnuradio/block.h>
#include <pmt/pmt.h>
#include <cstdint>
#include <memory>
#include <mutex>
#include <string>
```

### Classes

- class [Channel](#)

*This class represents a GNSS channel. It wraps an [AcquisitionInterface](#), a [TrackingInterface](#) and a [TelemetryDecoderInterface](#), and handles their interaction through a Finite State Machine.*

### 11.35.1 Detailed Description

Interface of a GNSS channel.

#### Author

Carlos Aviles, 2010. carlos.avilesr(at)gmail.com Luis Esteve, 2011. luis(at)epsilon-formacion.com

It holds blocks for acquisition, tracking, navigation data extraction and pseudorange calculation.

GNSS-SDR is a Global Navigation Satellite System software-defined receiver. This file is part of GNSS-SDR.

Copyright (C) 2010-2020 (see AUTHORS file for a list of contributors) SPDX-License-Identifier: GPL-3.0-or-later

## 11.36 channel\_event.h File Reference

Class that defines a channel event.

```
#include <memory>
```

### Classes

- class [Channel\\_Event](#)

## Typedefs

- using **channel\_event\_sptr** = std::shared\_ptr< [Channel\\_Event](#) >

## Functions

- channel\_event\_sptr **channel\_event\_make** (int channel\_id, int event\_type)

### 11.36.1 Detailed Description

Class that defines a channel event.

#### Author

Javier Arribas, 2019. jarribas(at)cttc.es

GNSS-SDR is a Global Navigation Satellite System software-defined receiver. This file is part of GNSS-SDR.

Copyright (C) 2010-2020 (see AUTHORS file for a list of contributors) SPDX-License-Identifier: GPL-3.0-or-later

## 11.37 channel\_fsm.h File Reference

Interface of the State Machine for channel.

```
#include "acquisition_interface.h"
#include "concurrent_queue.h"
#include "telemetry_decoder_interface.h"
#include "tracking_interface.h"
#include <pmt/pmt.h>
#include <cstdint>
#include <memory>
#include <mutex>
```

## Classes

- class [ChannelFsm](#)  
*This class implements a State Machine for channel.*

### 11.37.1 Detailed Description

Interface of the State Machine for channel.

#### Authors

Javier Arribas, 2019. [javiarribas@gmail.com](mailto:javiarribas@gmail.com) Antonio Ramos, 2017. [antonio.ramos\(at\)cttc.es](mailto:antonio.ramos(at)cttc.es) Luis Esteve, 2011. [luis\(at\)epsilon-formacion.com](mailto:luis(at)epsilon-formacion.com)

GNSS-SDR is a Global Navigation Satellite System software-defined receiver. This file is part of GNSS-SDR.

Copyright (C) 2010-2020 (see AUTHORS file for a list of contributors) SPDX-License-Identifier: GPL-3.0-or-later

## 11.38 channel\_interface.h File Reference

This class represents an interface to a channel GNSS block.

```
#include "gnss_block_interface.h"
#include "gnss_signal.h"
```

### Classes

- class [ChannelInterface](#)

*This abstract class represents an interface to a channel GNSS block.*

### 11.38.1 Detailed Description

This class represents an interface to a channel GNSS block.

#### Author

Carlos Aviles, 2010. carlos.avilesr(at)gmail.com Luis Esteve, 2011. luis(at)epsilon-formacion.com

Abstract class for channel blocks. Since all its methods are virtual, this class cannot be instantiated directly, and a subclass can only be instantiated directly if all inherited pure virtual methods have been implemented by that class or a parent class.

GNSS-SDR is a Global Navigation Satellite System software-defined receiver. This file is part of GNSS-SDR.

Copyright (C) 2010-2020 (see AUTHORS file for a list of contributors) SPDX-License-Identifier: GPL-3.0-or-later

## 11.39 channel\_msg\_receiver\_cc.h File Reference

GNU Radio block that receives asynchronous channel messages from acquisition and tracking blocks.

```
#include "channel_fsm.h"
#include <gnuradio/block.h>
#include <pmt/pmt.h>
#include <memory>
```

### Classes

- class [channel\\_msg\\_receiver\\_cc](#)

*GNU Radio block that receives asynchronous channel messages from acquisition and tracking blocks.*

### Typedefs

- using **channel\_msg\_receiver\_cc\_sptr** = gnss\_shared\_ptr< [channel\\_msg\\_receiver\\_cc](#) >

## Functions

- `channel_msg_receiver_cc_sptr` **`channel_msg_receiver_make_cc`** (std::shared\_ptr< [ChannelFsm](#) > channel\_fsm, bool repeat)

### 11.39.1 Detailed Description

GNU Radio block that receives asynchronous channel messages from acquisition and tracking blocks.

#### Author

Javier Arribas, 2016. jarribas(at)cttc.es

GNSS-SDR is a Global Navigation Satellite System software-defined receiver. This file is part of GNSS-SDR.

Copyright (C) 2010-2020 (see AUTHORS file for a list of contributors) SPDX-License-Identifier: GPL-3.0-or-later

## 11.40 `channel_status_msg_receiver.h` File Reference

GNU Radio block that receives asynchronous channel messages from acquisition and tracking blocks.

```
#include "gnss_block_interface.h"
#include "gnss_synchro.h"
#include "monitor_pvt.h"
#include <gnuradio/block.h>
#include <pmt/pmt.h>
#include <map>
#include <memory>
```

## Classes

- class [channel\\_status\\_msg\\_receiver](#)  
*GNU Radio block that receives asynchronous channel messages from tlm blocks.*

## Typedefs

- using **`channel_status_msg_receiver_sptr`** = gnss\_shared\_ptr< [channel\\_status\\_msg\\_receiver](#) >

## Functions

- `channel_status_msg_receiver_sptr` **`channel_status_msg_receiver_make`** ()

### 11.40.1 Detailed Description

GNU Radio block that receives asynchronous channel messages from acquisition and tracking blocks.

#### Author

Javier Arribas, 2019. jarribas(at)cttc.es

GNSS-SDR is a Global Navigation Satellite System software-defined receiver. This file is part of GNSS-SDR.

Copyright (C) 2010-2020 (see AUTHORS file for a list of contributors) SPDX-License-Identifier: GPL-3.0-or-later

## 11.41 cIFFT.h File Reference

FFT in OpenCL.

```
#include <stdio.h>
#include <CL/cl.h>
```

### Classes

- struct [cIFFT\\_Dim3](#)
- struct [cIFFT\\_SplitComplex](#)
- struct [cIFFT\\_Complex](#)

### Typedefs

- typedef void \* [cIFFT\\_Plan](#)

### Enumerations

- enum [cIFFT\\_Direction](#) { [cIFFT\\_Forward](#) = -1, [cIFFT\\_Inverse](#) = 1 }
- enum [cIFFT\\_Dimension](#) { [cIFFT\\_1D](#) = 0, [cIFFT\\_2D](#) = 1, [cIFFT\\_3D](#) = 3 }
- enum [cIFFT\\_DataFormat](#) { [cIFFT\\_SplitComplexFormat](#) = 0, [cIFFT\\_InterleavedComplexFormat](#) = 1 }

### Functions

- [cIFFT\\_Plan cIFFT\\_CreatePlan](#) (cl\_context context, [cIFFT\\_Dim3](#) n, [cIFFT\\_Dimension](#) dim, [cIFFT\\_DataFormat](#) dataFormat, cl\_int \*error\_code)
- void [cIFFT\\_DestroyPlan](#) ([cIFFT\\_Plan](#) plan)
- cl\_int [cIFFT\\_ExecuteInterleaved](#) (cl\_command\_queue queue, [cIFFT\\_Plan](#) plan, cl\_int batchSize, [cIFFT\\_Direction](#) dir, cl\_mem data\_in, cl\_mem data\_out, cl\_int num\_events, cl\_event \*event\_list, cl\_event \*event)
- cl\_int [cIFFT\\_ExecutePlannar](#) (cl\_command\_queue queue, [cIFFT\\_Plan](#) plan, cl\_int batchSize, [cIFFT\\_Direction](#) dir, cl\_mem data\_in\_real, cl\_mem data\_in\_imag, cl\_mem data\_out\_real, cl\_mem data\_out\_imag, cl\_int num\_events, cl\_event \*event\_list, cl\_event \*event)
- cl\_int [cIFFT\\_1DTwistInterleaved](#) ([cIFFT\\_Plan](#) Plan, cl\_command\_queue queue, cl\_mem array, size\_t numRows, size\_t numCols, size\_t startRow, size\_t rowsToProcess, [cIFFT\\_Direction](#) dir)
- cl\_int [cIFFT\\_1DTwistPlannar](#) ([cIFFT\\_Plan](#) Plan, cl\_command\_queue queue, cl\_mem array\_real, cl\_mem array\_imag, size\_t numRows, size\_t numCols, size\_t startRow, size\_t rowsToProcess, [cIFFT\\_Direction](#) dir)
- void [cIFFT\\_DumpPlan](#) ([cIFFT\\_Plan](#) plan, FILE \*file)

### 11.41.1 Detailed Description

FFT in OpenCL.

Version: <1.0>

Copyright ( C ) 2008 Apple Inc. All Rights Reserved. SPDX-License-Identifier: LicenseRef-Apple-Permissive

## 11.42 cnav\_msg.h File Reference

Utilities for CNAV message manipulation of the libswiftnav library.

```
#include "fec.h"
#include "swift_common.h"
#include <limits.h>
#include <stdbool.h>
#include <stdint.h>
#include <stdlib.h>
```

### Classes

- struct [cnav\\_msg\\_t](#)
- struct [cnav\\_v27\\_part\\_t](#)
- struct [cnav\\_msg\\_decoder\\_t](#)

### Macros

- #define [GPS\\_L2\\_V27\\_HISTORY\\_LENGTH\\_BITS](#) 64
- #define [GPS\\_L2C\\_V27\\_INIT\\_BITS](#) (32)
- #define [GPS\\_L2C\\_V27\\_DECODE\\_BITS](#) (32)
- #define [GPS\\_L2C\\_V27\\_DELAY\\_BITS](#) (32)

### Functions

- const [v27\\_poly\\_t](#) \* [cnav\\_msg\\_decoder\\_get\\_poly](#) (void)
- void [cnav\\_msg\\_decoder\\_init](#) ([cnav\\_msg\\_decoder\\_t](#) \*dec)
- bool [cnav\\_msg\\_decoder\\_add\\_symbol](#) ([cnav\\_msg\\_decoder\\_t](#) \*dec, unsigned char symbol, [cnav\\_msg\\_t](#) \*msg, uint32\_t \*delay)

### 11.42.1 Detailed Description

Utilities for CNAV message manipulation of the libswiftnav library.

#### Author

Valeri Atamaniouk [valeri@swift-nav.com](mailto:valeri@swift-nav.com)

GNSS-SDR is a Global Navigation Satellite System software-defined receiver. This file is part of GNSS-SDR.

This file was originally borrowed from libswiftnav <https://github.com/swift-nav/libswiftnav>, a portable C library implementing GNSS related functions and algorithms, and then modified by J. Arribas and C. Fernandez

Copyright (C) 2016 Swift Navigation Inc. Contact: Valeri Atamaniouk [valeri@swift-nav.com](mailto:valeri@swift-nav.com)

SPDX-License-Identifier: LGPL-3.0-only

## 11.43 `command_event.h` File Reference

Class that defines a receiver command event.

```
#include <memory>
```

### Classes

- class [Command\\_Event](#)

### Typedefs

- using **command\_event\_sptr** = std::shared\_ptr< [Command\\_Event](#) >

### Functions

- `command_event_sptr command_event_make (int command_id, int event_type)`

#### 11.43.1 Detailed Description

Class that defines a receiver command event.

#### Author

Javier Arribas, 2019. [jarribas\(at\)cttc.es](mailto:jarribas(at)cttc.es)

GNSS-SDR is a Global Navigation Satellite System software-defined receiver. This file is part of GNSS-SDR.

Copyright (C) 2010-2020 (see AUTHORS file for a list of contributors) SPDX-License-Identifier: GPL-3.0-or-later

## 11.44 `complex_byte_to_float_x2.h` File Reference

Adapts a `std::complex<signed char>` stream into two 16-bits (short) streams.

```
#include "gnss_block_interface.h"
#include <gnuradio/sync_block.h>
#include <gnuradio/types.h>
```

### Classes

- class [complex\\_byte\\_to\\_float\\_x2](#)

*This class adapts a `std::complex<signed char>` stream into two 16-bits (short) streams.*

## Typedefs

- using **complex\_byte\_to\_float\_x2\_sptr** = gnss\_shared\_ptr< [complex\\_byte\\_to\\_float\\_x2](#) >

## Functions

- [complex\\_byte\\_to\\_float\\_x2\\_sptr](#) **make\_complex\_byte\_to\_float\_x2** ()

### 11.44.1 Detailed Description

Adapts a `std::complex<signed char>` stream into two 16-bits (short) streams.

#### Author

Carles Fernandez Prades, [cfernandez\(at\)cttc.es](mailto:cfernandez(at)cttc.es)

GNSS-SDR is a Global Navigation Satellite System software-defined receiver. This file is part of GNSS-SDR.

Copyright (C) 2010-2020 (see AUTHORS file for a list of contributors) SPDX-License-Identifier: GPL-3.0-or-later

### 11.45 `complex_float_to_complex_byte.h` File Reference

Adapts a `gr_complex` stream into a `std::complex<signed char>` stream.

```
#include "gnss_block_interface.h"
#include <gnuradio/sync_block.h>
#include <gnuradio/types.h>
```

## Classes

- class [complex\\_float\\_to\\_complex\\_byte](#)  
*This class adapts a `gr_complex` stream into a `std::complex<signed char>` stream.*

## Typedefs

- using **complex\_float\_to\_complex\_byte\_sptr** = gnss\_shared\_ptr< [complex\\_float\\_to\\_complex\\_byte](#) >

## Functions

- [complex\\_float\\_to\\_complex\\_byte\\_sptr](#) **make\_complex\_float\_to\_complex\_byte** ()



### 11.45.1 Detailed Description

Adapts a gr\_complex stream into a std::complex<signed char> stream.

#### Author

Carles Fernandez Prades, cfernandez(at)cttc.es

GNSS-SDR is a Global Navigation Satellite System software-defined receiver. This file is part of GNSS-SDR.

Copyright (C) 2010-2020 (see AUTHORS file for a list of contributors) SPDX-License-Identifier: GPL-3.0-or-later

## 11.46 concurrent\_map.h File Reference

Interface of a thread-safe std::map.

```
#include <map>
#include <mutex>
#include <utility>
```

### Classes

- class [Concurrent\\_Map< Data >](#)

*This class implements a thread-safe std::map.*

### 11.46.1 Detailed Description

Interface of a thread-safe std::map.

#### Author

Javier Arribas, 2011. jarribas(at)cttc.es

GNSS-SDR is a Global Navigation Satellite System software-defined receiver. This file is part of GNSS-SDR.

Copyright (C) 2010-2020 (see AUTHORS file for a list of contributors) SPDX-License-Identifier: GPL-3.0-or-later

## 11.47 concurrent\_queue.h File Reference

Interface of a thread-safe std::queue.

```
#include <chrono>
#include <condition_variable>
#include <mutex>
#include <queue>
#include <thread>
```

## Classes

- class [Concurrent\\_Queue< Data >](#)

*This class implements a thread-safe std::queue.*

### 11.47.1 Detailed Description

Interface of a thread-safe std::queue.

#### Author

Javier Arribas, 2011. jarribas(at)cttc.es

GNSS-SDR is a Global Navigation Satellite System software-defined receiver. This file is part of GNSS-SDR.

Copyright (C) 2010-2020 (see AUTHORS file for a list of contributors) SPDX-License-Identifier: GPL-3.0-or-later

## 11.48 configuration\_interface.h File Reference

This class represents an interface to configuration parameters.

```
#include <stdint>
#include <string>
```

## Classes

- class [ConfigurationInterface](#)

*This abstract class represents an interface to configuration parameters.*

### 11.48.1 Detailed Description

This class represents an interface to configuration parameters.

#### Author

Carlos Aviles, 2010. carlos.avilesr(at)gmail.com

The interface defines an accessor method that gets a parameter name as input and returns the value of this parameter, as a string, as output. Property names are defined here. This is an abstract class for interfaces.

GNSS-SDR is a Global Navigation Satellite System software-defined receiver. This file is part of GNSS-SDR.

Copyright (C) 2010-2020 (see AUTHORS file for a list of contributors) SPDX-License-Identifier: GPL-3.0-or-later

## 11.49 conjugate\_cc.h File Reference

Conjugate a stream of `gr_complex`.

```
#include "gnss_block_interface.h"
#include <gnuradio/sync_block.h>
#include <gnuradio/types.h>
```

### Classes

- class [conjugate\\_cc](#)

*This class adapts a `std::complex<short>` stream into two 32-bits (float) streams.*

### Typedefs

- using **conjugate\_cc\_sptr** = `gnss_shared_ptr< conjugate\_cc >`

### Functions

- `conjugate_cc_sptr make_conjugate_cc ()`

#### 11.49.1 Detailed Description

Conjugate a stream of `gr_complex`.

#### Author

Carles Fernandez Prades, [cfernandez\(at\)cttc.es](mailto:cfernandez(at)cttc.es)

GNSS-SDR is a Global Navigation Satellite System software-defined receiver. This file is part of GNSS-SDR.

Copyright (C) 2010-2020 (see AUTHORS file for a list of contributors) SPDX-License-Identifier: GPL-3.0-or-later

## 11.50 conjugate\_ic.h File Reference

Conjugate a stream of `lv_8sc_t` ( `std::complex<char>` )

```
#include "gnss_block_interface.h"
#include <gnuradio/sync_block.h>
#include <gnuradio/types.h>
```

### Classes

- class [conjugate\\_ic](#)

*This class adapts a `std::complex<short>` stream into two 32-bits (float) streams.*

## Typedefs

- using **conjugate\_ic\_sptr** = gnss\_shared\_ptr< [conjugate\\_ic](#) >

## Functions

- [conjugate\\_ic\\_sptr](#) **make\_conjugate\_ic** ()

### 11.50.1 Detailed Description

Conjugate a stream of `lv_8sc_t` ( `std::complex<char>` )

#### Author

Carles Fernandez Prades, [cfernandez\(at\)cttc.es](mailto:cfernandez(at)cttc.es)

GNSS-SDR is a Global Navigation Satellite System software-defined receiver. This file is part of GNSS-SDR.

Copyright (C) 2010-2020 (see AUTHORS file for a list of contributors) SPDX-License-Identifier: GPL-3.0-or-later

### 11.51 conjugate\_sc.h File Reference

Conjugate a stream of `lv_16sc_t` ( `std::complex<short>` )

```
#include "gnss_block_interface.h"
#include <gnuradio/sync_block.h>
#include <gnuradio/types.h>
```

## Classes

- class [conjugate\\_sc](#)  
*This class adapts a `std::complex<short>` stream into two 32-bits (float) streams.*

## Typedefs

- using **conjugate\_sc\_sptr** = gnss\_shared\_ptr< [conjugate\\_sc](#) >

## Functions

- [conjugate\\_sc\\_sptr](#) **make\_conjugate\_sc** ()

### 11.51.1 Detailed Description

Conjugate a stream of `lv_16sc_t` (`std::complex<short>` )

#### Author

Carles Fernandez Prades, cfernandez(at)cttc.es

GNSS-SDR is a Global Navigation Satellite System software-defined receiver. This file is part of GNSS-SDR.

Copyright (C) 2010-2020 (see AUTHORS file for a list of contributors) SPDX-License-Identifier: GPL-3.0-or-later

## 11.52 control\_thread.h File Reference

Interface of the receiver control plane.

```
#include "agnss_ref_location.h"
#include "agnss_ref_time.h"
#include "channel_event.h"
#include "command_event.h"
#include "concurrent_queue.h"
#include "gnss_sdr_supl_client.h"
#include "tcp_cmd_interface.h"
#include <pmt/pmt.h>
#include <array>
#include <cstdint>
#include <memory>
#include <string>
#include <thread>
#include <typeinfo>
#include <utility>
#include <vector>
```

### Classes

- class [ControlThread](#)

*This class represents the main thread of the application, so the name is [ControlThread](#). This is the GNSS Receiver Control Plane: it connects the flowgraph, starts running it, and while it does not stop, reads the control messages generated by the blocks, processes them, and applies the corresponding actions.*

### 11.52.1 Detailed Description

Interface of the receiver control plane.

#### Author

Carlos Aviles, 2010. carlos.avilesr(at)gmail.com

GNSS Receiver Control Plane: connects the flowgraph, starts running it, and while it does not stop, reads the control messages generated by the blocks, processes them, and applies the corresponding actions.

GNSS-SDR is a Global Navigation Satellite System software-defined receiver. This file is part of GNSS-SDR.

Copyright (C) 2010-2020 (see AUTHORS file for a list of contributors) SPDX-License-Identifier: GPL-3.0-or-later

## 11.53 `cpu_multicorrelator.h` File Reference

High optimized CPU vector multiTAP correlator class.

```
#include <complex>
```

### Classes

- class [Cpu\\_Multicorrelator](#)  
*Class that implements carrier wipe-off and correlators.*

#### 11.53.1 Detailed Description

High optimized CPU vector multiTAP correlator class.

##### Authors

- Javier Arribas, 2015. jarribas(at)cttc.es

Class that implements a high optimized vector multiTAP correlator class for CPUs

GNSS-SDR is a Global Navigation Satellite System software-defined receiver. This file is part of GNSS-SDR.

Copyright (C) 2010-2020 (see AUTHORS file for a list of contributors) SPDX-License-Identifier: GPL-3.0-or-later

## 11.54 `cpu_multicorrelator_16sc.h` File Reference

Highly optimized CPU vector multiTAP correlator class for `lv_16sc_t` (short int complex)

```
#include <volk_gnssdr/volk_gnssdr.h>
```

### Classes

- class [Cpu\\_Multicorrelator\\_16sc](#)  
*Class that implements carrier wipe-off and correlators.*

#### 11.54.1 Detailed Description

Highly optimized CPU vector multiTAP correlator class for `lv_16sc_t` (short int complex)

##### Authors

- Javier Arribas, 2016. jarribas(at)cttc.es

Class that implements a highly optimized vector multiTAP correlator class for CPUs

GNSS-SDR is a Global Navigation Satellite System software-defined receiver. This file is part of GNSS-SDR.

Copyright (C) 2010-2020 (see AUTHORS file for a list of contributors) SPDX-License-Identifier: GPL-3.0-or-later

## 11.55 `cpu_multicorrelator_real_codes.h` File Reference

Highly optimized CPU vector multiTAP correlator class using real-valued local codes.

```
#include <complex>
```

### Classes

- class [Cpu\\_Multicorrelator\\_Real\\_Codes](#)  
*Class that implements carrier wipe-off and correlators.*

### 11.55.1 Detailed Description

Highly optimized CPU vector multiTAP correlator class using real-valued local codes.

#### Authors

- Javier Arribas, 2015. [jarribas\(at\)cttc.es](mailto:jarribas(at)cttc.es)
- Cillian O'Driscoll, 2017, [cillian.odriscoll\(at\)gmail.com](mailto:cillian.odriscoll(at)gmail.com)

Class that implements a highly optimized vector multiTAP correlator class for CPUs

GNSS-SDR is a Global Navigation Satellite System software-defined receiver. This file is part of GNSS-SDR.

Copyright (C) 2010-2020 (see AUTHORS file for a list of contributors) SPDX-License-Identifier: GPL-3.0-or-later

## 11.56 `cshort_to_float_x2.h` File Reference

Adapts a `std::complex<short>` stream into two float streams.

```
#include "gnss_block_interface.h"
#include <gnuradio/sync_block.h>
#include <gnuradio/types.h>
```

### Classes

- class [cshort\\_to\\_float\\_x2](#)  
*This class adapts a `std::complex<short>` stream into two 32-bits (float) streams.*

### Typedefs

- using `cshort_to_float_x2_sptr` = `gnss_shared_ptr< cshort_to_float_x2 >`

## Functions

- `cshort_to_float_x2_sptr` **make\_cshort\_to\_float\_x2** ()

### 11.56.1 Detailed Description

Adapts a `std::complex<short>` stream into two float streams.

#### Author

Carles Fernandez Prades, cfernandez(at)cttc.es

GNSS-SDR is a Global Navigation Satellite System software-defined receiver. This file is part of GNSS-SDR.

Copyright (C) 2010-2020 (see AUTHORS file for a list of contributors) SPDX-License-Identifier: GPL-3.0-or-later

## 11.57 `cuda_multicorrelator.h` File Reference

Highly optimized CUDA GPU vector multiTAP correlator class.

```
#include <complex>
#include <cuda.h>
#include <cuda_runtime.h>
```

## Classes

- struct [GPU\\_Complex](#)
- struct [GPU\\_Complex\\_Short](#)
- class [cuda\\_multicorrelator](#)

*Class that implements carrier wipe-off and correlators using NVIDIA CUDA GPU accelerators.*

### 11.57.1 Detailed Description

Highly optimized CUDA GPU vector multiTAP correlator class.

#### Authors

- Javier Arribas, 2015. jarribas(at)cttc.es

Class that implements a highly optimized vector multiTAP correlator class for NVIDIA CUDA GPUs

GNSS-SDR is a Global Navigation Satellite System software-defined receiver. This file is part of GNSS-SDR.

Copyright (C) 2010-2020 (see AUTHORS file for a list of contributors) SPDX-License-Identifier: GPL-3.0-or-later



## 11.58 custom\_udp\_signal\_source.h File Reference

Receives ip frames containing samples in UDP frame encapsulation using a high performance packet capture library (libpcap)

```
#include "concurrent_queue.h"
#include "gr_complex_ip_packet_source.h"
#include "signal_source_base.h"
#include <gnuradio/blocks/file_sink.h>
#include <gnuradio/blocks/null_sink.h>
#include <pmt/pmt.h>
#include <stdexcept>
#include <string>
#include <vector>
```

### Classes

- class [CustomUDPSignalSource](#)

*This class reads from UDP packets, which streams interleaved I/Q samples over a network.*

### 11.58.1 Detailed Description

Receives ip frames containing samples in UDP frame encapsulation using a high performance packet capture library (libpcap)

GNSS-SDR is a Global Navigation Satellite System software-defined receiver. This file is part of GNSS-SDR.

Copyright (C) 2010-2020 (see AUTHORS file for a list of contributors) SPDX-License-Identifier: GPL-3.0-or-later

## 11.59 direct\_resampler\_conditioner.h File Reference

Interface of an adapter of a direct resampler conditioner block to a SignalConditionerInterface.

```
#include "gnss_block_interface.h"
#include <gnuradio/hier_block2.h>
#include <string>
```

### Classes

- class [DirectResamplerConditioner](#)

*Interface of an adapter of a direct resampler conditioner block to a SignalConditionerInterface.*

### 11.59.1 Detailed Description

Interface of an adapter of a direct resampler conditioner block to a SignalConditionerInterface.

#### Author

Carlos Aviles, 2010. carlos.avilesr(at)gmail.com

GNSS-SDR is a Global Navigation Satellite System software-defined receiver. This file is part of GNSS-SDR.

Copyright (C) 2010-2020 (see AUTHORS file for a list of contributors) SPDX-License-Identifier: GPL-3.0-or-later

## 11.60 direct\_resampler\_conditioner\_cb.h File Reference

Nearest neighborhood resampler with `std::complex<signed char>` input and `std::complex<signed char>` output.

```
#include "gnss_block_interface.h"
#include <gnuradio/block.h>
#include <cstdint>
```

### Classes

- class [direct\\_resampler\\_conditioner\\_cb](#)  
*This class implements a direct resampler conditioner for `std::complex<signed char>`*

### Typedefs

- using `direct_resampler_conditioner_cb_sptr` = `gnss_shared_ptr< direct\_resampler\_conditioner\_cb >`

### Functions

- `direct_resampler_conditioner_cb_sptr` **direct\_resampler\_make\_conditioner\_cb** (double sample\_freq\_in, double sample\_freq\_out)

### 11.60.1 Detailed Description

Nearest neighborhood resampler with `std::complex<signed char>` input and `std::complex<signed char>` output.

#### Author

Luis Esteve, 2011. luis(at)epsilon-formacion.com

GNSS-SDR is a Global Navigation Satellite System software-defined receiver. This file is part of GNSS-SDR.

Copyright (C) 2010-2020 (see AUTHORS file for a list of contributors) SPDX-License-Identifier: GPL-3.0-or-later

## 11.61 `direct_resampler_conditioner_cc.h` File Reference

Nearest neighborhood resampler with `gr_complex` input and `gr_complex` output.

```
#include "gnss_block_interface.h"
#include <gnuradio/block.h>
#include <stdint>
```

### Classes

- class `direct_resampler_conditioner_cc`  
*This class implements a direct resampler conditioner for complex data.*

### Typedefs

- using `direct_resampler_conditioner_cc_sptr` = `gnss_shared_ptr`< `direct_resampler_conditioner_cc` >

### Functions

- `direct_resampler_conditioner_cc_sptr` `direct_resampler_make_conditioner_cc` (double `sample_freq_in`, double `sample_freq_out`)

#### 11.61.1 Detailed Description

Nearest neighborhood resampler with `gr_complex` input and `gr_complex` output.

#### Author

Luis Esteve, 2011. [luis\(at\)epsilon-formacion.com](mailto:luis(at)epsilon-formacion.com)

This block takes in a signal stream and performs direct resampling. The theory behind this block can be found in Chapter 7.5 of the following book: R. Lyons, Understanding Digital Signal Processing, 3rd ed., Pearson Education, 2010.

GNSS-SDR is a Global Navigation Satellite System software-defined receiver. This file is part of GNSS-SDR.

Copyright (C) 2010-2020 (see AUTHORS file for a list of contributors) SPDX-License-Identifier: GPL-3.0-or-later

## 11.62 `direct_resampler_conditioner_cs.h` File Reference

Nearest neighborhood resampler with `std::complex<short>` input and `std::complex<short>` output.

```
#include "gnss_block_interface.h"
#include <gnuradio/block.h>
#include <stdint>
```

## Classes

- class `direct_resampler_conditioner_cs`  
*This class implements a direct resampler conditioner for `std::complex<short>`*

## Typedefs

- using `direct_resampler_conditioner_cs_sptr` = `gnss_shared_ptr< direct_resampler_conditioner_cs >`

## Functions

- `direct_resampler_conditioner_cs_sptr direct_resampler_make_conditioner_cs` (double sample\_freq\_in, double sample\_freq\_out)

### 11.62.1 Detailed Description

Nearest neighborhood resampler with `std::complex<short>` input and `std::complex<short>` output.

#### Author

Luis Esteve, 2011. luis(at)epsilon-formacion.com

GNSS-SDR is a Global Navigation Satellite System software-defined receiver. This file is part of GNSS-SDR.

Copyright (C) 2010-2020 (see AUTHORS file for a list of contributors) SPDX-License-Identifier: GPL-3.0-or-later

## 11.63 display.h File Reference

Defines useful display constants.

```
#include <string>
```

## Macros

- `#define DISPLAY_COLORS 1`

## Variables

- `const std::string TEXT_RESET = "\033[0m"`
- `const std::string TEXT_BLACK = "\033[30m"`
- `const std::string TEXT_RED = "\033[31m"`
- `const std::string TEXT_GREEN = "\033[32m"`
- `const std::string TEXT_YELLOW = "\033[33m"`
- `const std::string TEXT_BLUE = "\033[34m"`
- `const std::string TEXT_MAGENTA = "\033[35m"`
- `const std::string TEXT_CYAN = "\033[36m"`
- `const std::string TEXT_WHITE = "\033[37m"`
- `const std::string TEXT_BOLD_BLACK = "\033[1m\033[30m"`
- `const std::string TEXT_BOLD_RED = "\033[1m\033[31m"`
- `const std::string TEXT_BOLD_GREEN = "\033[1m\033[32m"`
- `const std::string TEXT_BOLD_YELLOW = "\033[1m\033[33m"`
- `const std::string TEXT_BOLD_BLUE = "\033[1m\033[34m"`
- `const std::string TEXT_BOLD_MAGENTA = "\033[1m\033[35m"`
- `const std::string TEXT_BOLD_CYAN = "\033[1m\033[36m"`
- `const std::string TEXT_BOLD_WHITE = "\033[1m\033[37m"`

### 11.63.1 Detailed Description

Defines useful display constants.

#### Author

Antonio Ramos, 2018. antonio.ramos(at)cttc.es

GNSS-SDR is a Global Navigation Satellite System software-defined receiver. This file is part of GNSS-SDR.

Copyright (C) 2010-2020 (see AUTHORS file for a list of contributors) SPDX-License-Identifier: GPL-3.0-or-later

## 11.64 dll\_pll\_conf.h File Reference

Class that contains all the configuration parameters for generic tracking block based on a DLL and a PLL.

```
#include "configuration_interface.h"
#include <cstdint>
#include <string>
```

### Classes

- class [Dll\\_Pll\\_Conf](#)

### 11.64.1 Detailed Description

Class that contains all the configuration parameters for generic tracking block based on a DLL and a PLL.

#### Author

Javier Arribas, 2018. jarribas(at)cttc.es

Class that contains all the configuration parameters for generic tracking block based on a DLL and a PLL.

GNSS-SDR is a Global Navigation Satellite System software-defined receiver. This file is part of GNSS-SDR.

Copyright (C) 2010-2020 (see AUTHORS file for a list of contributors) SPDX-License-Identifier: GPL-3.0-or-later

## 11.65 dll\_pll\_conf\_fpga.h File Reference

Class that contains all the configuration parameters for generic tracking block based on a DLL and a PLL for the FPGA.

```
#include "configuration_interface.h"
#include <cstdint>
#include <string>
```

## Classes

- class [Dll\\_Pll\\_Conf\\_Fpga](#)

### 11.65.1 Detailed Description

Class that contains all the configuration parameters for generic tracking block based on a DLL and a PLL for the FPGA.

#### Author

Marc Majoral, 2019. mmajoral(at)cttc.cat  
Javier Arribas, 2018. jarribas(at)cttc.es

Class that contains all the configuration parameters for generic tracking block based on a DLL and a PLL.

GNSS-SDR is a Global Navigation Satellite System software-defined receiver. This file is part of GNSS-SDR.

Copyright (C) 2010-2020 (see AUTHORS file for a list of contributors) SPDX-License-Identifier: GPL-3.0-or-later

## 11.66 dll\_pll\_veml\_tracking.h File Reference

Implementation of a code DLL + carrier PLL tracking block.

```
#include "cpu_multicorrelator_real_codes.h"
#include "dll_pll_conf.h"
#include "exponential_smoother.h"
#include "gnss_block_interface.h"
#include "gnss_time.h"
#include "tracking_FLL_PLL_filter.h"
#include "tracking_loop_filter.h"
#include <boost/circular_buffer.hpp>
#include <gnuradio/block.h>
#include <gnuradio/gr_complex.h>
#include <gnuradio/types.h>
#include <pmt/pmt.h>
#include <volk_gnssssdr/volk_gnssssdr_alloc.h>
#include <cstddef>
#include <cstdint>
#include <fstream>
#include <string>
#include <typeinfo>
#include <utility>
```

## Classes

- class [dll\\_pll\\_veml\\_tracking](#)

*This class implements a code DLL + carrier PLL tracking block.*

## Typedefs

- using `dll_pll_veml_tracking_sptr` = `gnss_shared_ptr<dll_pll_veml_tracking>`

## Functions

- `dll_pll_veml_tracking_sptr dll_pll_veml_make_tracking` (const `Dll_Pll_Conf` &conf\_)

### 11.66.1 Detailed Description

Implementation of a code DLL + carrier PLL tracking block.

#### Author

Javier Arribas, 2018. jarribas(at)cttc.es  
 Antonio Ramos, 2018 antonio.ramosdet(at)gmail.com

GNSS-SDR is a Global Navigation Satellite System software-defined receiver. This file is part of GNSS-SDR.

Copyright (C) 2010-2020 (see AUTHORS file for a list of contributors) SPDX-License-Identifier: GPL-3.0-or-later

## 11.67 dll\_pll\_veml\_tracking\_fpga.h File Reference

Implementation of a code DLL + carrier PLL tracking block using an FPGA.

```
#include "dll_pll_conf_fpga.h"
#include "exponential_smoother.h"
#include "gnss_block_interface.h"
#include "tracking_FLL_PLL_filter.h"
#include "tracking_loop_filter.h"
#include <boost/circular_buffer.hpp>
#include <gnuradio/block.h>
#include <gnuradio/gr_complex.h>
#include <gnuradio/types.h>
#include <pmt/pmt.h>
#include <volk_gnssssdr/volk_gnssssdr_alloc.h>
#include <cstdint>
#include <cstdint>
#include <fstream>
#include <memory>
#include <string>
#include <typeinfo>
#include <utility>
```

## Classes

- class `dll_pll_veml_tracking_fpga`

*This class implements a code DLL + carrier PLL tracking block.*

## Typedefs

- using **dll\_pll\_veml\_tracking\_fpga\_sptr** = gnss\_shared\_ptr< [dll\\_pll\\_veml\\_tracking\\_fpga](#) >

## Functions

- **dll\_pll\_veml\_tracking\_fpga\_sptr dll\_pll\_veml\_make\_tracking\_fpga** (const [Dll\\_Pll\\_Conf\\_Fpga](#) &conf\_)

### 11.67.1 Detailed Description

Implementation of a code DLL + carrier PLL tracking block using an FPGA.

#### Author

Marc Majoral, 2019. [marc.majoral@cttc.es](mailto:marc.majoral@cttc.es)  
 Javier Arribas, 2019. [jarribas@cttc.es](mailto:jarribas@cttc.es)

GNSS-SDR is a Global Navigation Satellite System software-defined receiver. This file is part of GNSS-SDR.

Copyright (C) 2010-2020 (see AUTHORS file for a list of contributors) SPDX-License-Identifier: GPL-3.0-or-later

## 11.68 edc.h File Reference

Utilities for CRC computation of the libswiftnav library.

```
#include "swift_common.h"
```

## Functions

- **uint32\_t crc24q** (const uint8\_t \*buf, uint32\_t len, uint32\_t crc)
- **uint32\_t crc24q\_bits** (uint32\_t crc, const uint8\_t \*buf, uint32\_t n\_bits, bool invert)

### 11.68.1 Detailed Description

Utilities for CRC computation of the libswiftnav library.

#### Author

Fergus Noble [fergus@swift-nav.com](mailto:fergus@swift-nav.com)  
 GNSS-SDR is a Global Navigation Satellite System software-defined receiver. This file is part of GNSS-SDR.

This file was originally borrowed from libswiftnav <https://github.com/swift-nav/libswiftnav>, a portable C library implementing GNSS related functions and algorithms, and then modified by J. Arribas and C. Fernandez

Copyright (C) 2010 Swift Navigation Inc. Contact: Fergus Noble [fergus@swift-nav.com](mailto:fergus@swift-nav.com)

SPDX-License-Identifier: LGPL-3.0-only



## 11.69 exponential\_smoother.h File Reference

Class that implements an exponential smoother.

```
#include <vector>
```

### Classes

- class [Exponential\\_Smoother](#)  
*Class that implements a first-order exponential smoother.*

### 11.69.1 Detailed Description

Class that implements an exponential smoother.

#### Authors

Carles Fernandez, 2019 [cfernandez@cttc.es](mailto:cfernandez@cttc.es)

Class that implements a first-order exponential smoother.

GNSS-SDR is a Global Navigation Satellite System software-defined receiver. This file is part of GNSS-SDR.

Copyright (C) 2010-2020 (see AUTHORS file for a list of contributors) SPDX-License-Identifier: GPL-3.0-or-later

## 11.70 fec.h File Reference

Utilities for the convolutional encoder of the libswiftnav library.

### Classes

- struct [v27\\_poly\\_t](#)
- struct [v27\\_decision\\_t](#)
- struct [v27\\_t](#)

### Macros

- #define **V27POLYA** 0x4f
- #define **V27POLYB** 0x6d

### Functions

- void **v27\_poly\_init** ([v27\\_poly\\_t](#) \*poly, const signed char polynomial[2])
- void **v27\_init** ([v27\\_t](#) \*v, [v27\\_decision\\_t](#) \*decisions, unsigned int decisions\_count, const [v27\\_poly\\_t](#) \*poly, unsigned char initial\_state)
- void **v27\_update** ([v27\\_t](#) \*v, const unsigned char \*syms, int nbits)
- void **v27\_chainback\_fixed** ([v27\\_t](#) \*v, unsigned char \*data, unsigned int nbits, unsigned char final\_state)
- void **v27\_chainback\_likely** ([v27\\_t](#) \*v, unsigned char \*data, unsigned int nbits)

### 11.70.1 Detailed Description

Utilities for the convolutional encoder of the libswiftnav library.

#### Author

Phil Karn, KA9Q

GNSS-SDR is a Global Navigation Satellite System software-defined receiver. This file is part of GNSS-SDR.

This file was originally borrowed from libswiftnav <https://github.com/swift-nav/libswiftnav>, a portable C library implementing GNSS related functions and algorithms, and then modified by J. Arribas and C. Fernandez

Copyright (C) 2004, Phil Karn, KA9Q

SPDX-License-Identifier: LGPL-3.0-only

## 11.71 `fft_base_kernels.h` File Reference

FFT base kernels for OpenCL.

```
#include <string>
```

### 11.71.1 Detailed Description

FFT base kernels for OpenCL.

Version: <1.0>

Copyright ( C ) 2008 Apple Inc. All Rights Reserved. SPDX-License-Identifier: LicenseRef-Apple-Permissive

## 11.72 `fft_internal.h` File Reference

Internals of FFT for OpenCL.

```
#include "clFFT.h"
#include <iostream>
#include <sstream>
#include <string>
```

### Classes

- struct [kernel\\_info\\_t](#)
- struct [cl\\_fft\\_plan](#)

## Typedefs

- typedef enum kernel\_dir\_t **cl\_fft\_kernel\_dir**
- typedef struct [kernel\\_info\\_t](#) **cl\_fft\_kernel\_info**

## Enumerations

- enum **kernel\_dir\_t** { **cl\_fft\_kernel\_x**, **cl\_fft\_kernel\_y**, **cl\_fft\_kernel\_z** }

## Functions

- void **FFT1D** ([cl\\_fft\\_plan](#) \*plan, cl\_fft\_kernel\_dir dir)

### 11.72.1 Detailed Description

Internals of FFT for OpenCL.

Version: <1.0>

Copyright ( C ) 2008 Apple Inc. All Rights Reserved. SPDX-License-Identifier: LicenseRef-Apple-Permissive

## 11.73 fifo\_reader.h File Reference

Header file to retrieve samples from an existing Unix FIFO.

```
#include "gnss_block_interface.h"
#include <gnuradio/sync_block.h>
#include <fstream>
#include <string>
```

## Classes

- class [FifoReader](#)

### 11.73.1 Detailed Description

Header file to retrieve samples from an existing Unix FIFO.

#### Author

Malte Lenhart, 2021. [malte.lenhart\(at\)mailbox.org](mailto:malte.lenhart(at)mailbox.org)

GNSS-SDR is a Global Navigation Satellite System software-defined receiver. This file is part of GNSS-SDR.

Copyright (C) 2010-2020 (see AUTHORS file for a list of contributors) SPDX-License-Identifier: GPL-3.0-or-later

## 11.74 fifo\_signal\_source.h File Reference

Header file of the class for retrieving samples through a Unix FIFO.

```
#include "concurrent_queue.h"
#include "signal_source_base.h"
#include <pmt/pmt.h>
#include <cstdint>
#include <string>
```

### Classes

- class [FifoSignalSource](#)

*Class that reads a sample stream from a Unix FIFO.*

### 11.74.1 Detailed Description

Header file of the class for retrieving samples through a Unix FIFO.

#### Author

Malte Lenhart, 2021. malte.lenhart(at)mailbox.org

GNSS-SDR is a Global Navigation Satellite System software-defined receiver. This file is part of GNSS-SDR.

Copyright (C) 2010-2021 (see AUTHORS file for a list of contributors) SPDX-License-Identifier: GPL-3.0-or-later

## 11.75 file\_configuration.h File Reference

A [ConfigurationInterface](#) that reads the configuration from a file.

```
#include "INIReader.h"
#include "configuration_interface.h"
#include "in_memory_configuration.h"
#include "string_converter.h"
#include <cstdint>
#include <memory>
#include <string>
```

### Classes

- class [FileConfiguration](#)

*This class is an implementation of the interface [ConfigurationInterface](#).*

### 11.75.1 Detailed Description

A [ConfigurationInterface](#) that reads the configuration from a file.

#### Author

Carlos Aviles, 2010. carlos.avilesr(at)gmail.com

This implementation has a text file as the source for the values of the parameters. The file is in the INI format, containing sections and pairs of names and values. For more information about the INI format, see [https://en.wikipedia.org/wiki/INI\\_file](https://en.wikipedia.org/wiki/INI_file)

GNSS-SDR is a Global Navigation Satellite System software-defined receiver. This file is part of GNSS-SDR.

Copyright (C) 2010-2020 (see AUTHORS file for a list of contributors) SPDX-License-Identifier: GPL-3.0-or-later

## 11.76 file\_signal\_source.h File Reference

Interface of a class that reads signals samples from a file and adapts it to a [SignalSourceInterface](#).

```
#include "file_source_base.h"
#include <string>
```

### Classes

- class [FileSignalSource](#)

*Class that reads signals samples from a file and adapts it to a [SignalSourceInterface](#).*

### 11.76.1 Detailed Description

Interface of a class that reads signals samples from a file and adapts it to a [SignalSourceInterface](#).

#### Author

Carlos Aviles, 2010. carlos.avilesr(at)gmail.com

This class represents a file signal source. Internally it uses a GNU Radio's gr\_file\_source as a connector to the data.

GNSS-SDR is a Global Navigation Satellite System software-defined receiver. This file is part of GNSS-SDR.

Copyright (C) 2010-2020 (see AUTHORS file for a list of contributors) SPDX-License-Identifier: GPL-3.0-or-later

## 11.77 file\_source\_base.h File Reference

Header file of the base class to file-oriented signal\_source GNSS blocks.

```
#include "concurrent_queue.h"
#include "signal_source_base.h"
#include <gnuradio/blocks/file_sink.h>
#include <gnuradio/blocks/file_source.h>
#include <gnuradio/blocks/throttle.h>
#include <pmt/pmt.h>
#include <cstdint>
#include <string>
#include <tuple>
```

### Classes

- class [FileSourceBase](#)  
*Base class to file-oriented [SignalSourceBase](#) GNSS blocks.*

### 11.77.1 Detailed Description

Header file of the base class to file-oriented signal\_source GNSS blocks.

#### Author

Jim Melton, 2021. jim.melton(at)sncorp.com

GNSS-SDR is a Global Navigation Satellite System software-defined receiver. This file is part of GNSS-SDR.

Copyright (C) 2010-2021 (see AUTHORS file for a list of contributors) SPDX-License-Identifier: GPL-3.0-or-later

## 11.78 file\_timestamp\_signal\_source.h File Reference

This class reads samples stored in a file and generate stream tags with its timestamp information stored in separated file.

```
#include "configuration_interface.h"
#include "file_source_base.h"
#include "gnss_sdr_timestamp.h"
#include <string>
```

### Classes

- class [FileTimestampSignalSource](#)  
*Class that reads signals samples from a file and adapts it to a [SignalSourceInterface](#).*

### 11.78.1 Detailed Description

This class reads samples stored in a file and generate stream tags with its timestamp information stored in separated file.

#### Author

Javier Arribas, jarribas(at)cttc.es

GNSS-SDR is a Global Navigation Satellite System software-defined receiver. This file is part of GNSS-SDR.

Copyright (C) 2010-2020 (see AUTHORS file for a list of contributors) SPDX-License-Identifier: GPL-3.0-or-later

## 11.79 fir\_filter.h File Reference

Adapts a gnuradio gr\_fir\_filter designed with pm\_remez.

```
#include "byte_x2_to_complex_byte.h"
#include "complex_byte_to_float_x2.h"
#include "cshort_to_float_x2.h"
#include "gnss_block_interface.h"
#include "short_x2_to_cshort.h"
#include <gnuradio/blocks/file_sink.h>
#include <gnuradio/blocks/float_to_char.h>
#include <gnuradio/blocks/float_to_complex.h>
#include <gnuradio/blocks/float_to_short.h>
#include <gnuradio/gr_complex.h>
#include <gnuradio/filter/fir_filter_ccf.h>
#include <gnuradio/filter/fir_filter_fff.h>
#include <cmath>
#include <string>
#include <vector>
```

### Classes

- class [FirFilter](#)

*This class adapts a GNU Radio gr\_fir\_filter designed with pm\_remez.*

### 11.79.1 Detailed Description

Adapts a gnuradio gr\_fir\_filter designed with pm\_remez.

#### Author

Luis Esteve, 2012. luis(at)epsilon-formacion.com

GNSS-SDR is a Global Navigation Satellite System software-defined receiver. This file is part of GNSS-SDR.

Copyright (C) 2010-2020 (see AUTHORS file for a list of contributors) SPDX-License-Identifier: GPL-3.0-or-later

## 11.80 flexiband\_signal\_source.h File Reference

Signal Source adapter for the Teleorbit Flexiband front-end device. This adapter requires a Flexiband GNU Radio driver installed (not included with GNSS-SDR)

```
#include "concurrent_queue.h"
#include "signal_source_base.h"
#include <gnuradio/blocks/char_to_float.h>
#include <gnuradio/blocks/file_sink.h>
#include <gnuradio/blocks/float_to_complex.h>
#include <gnuradio/blocks/null_sink.h>
#include <gnuradio/hier_block2.h>
#include <pmt/pmt.h>
#include <memory>
#include <string>
#include <vector>
```

### Classes

- class [FlexibandSignalSource](#)

*This class configures and reads samples from Teleorbit Flexiband front-end. This software requires a Flexiband GNU Radio driver installed (not included with GNSS-SDR).*

### 11.80.1 Detailed Description

Signal Source adapter for the Teleorbit Flexiband front-end device. This adapter requires a Flexiband GNU Radio driver installed (not included with GNSS-SDR)

#### Author

Javier Arribas, jarribas(at)cttc.es

GNSS-SDR is a Global Navigation Satellite System software-defined receiver. This file is part of GNSS-SDR.

Copyright (C) 2010-2020 (see AUTHORS file for a list of contributors) SPDX-License-Identifier: GPL-3.0-or-later

## 11.81 fmcomms2\_signal\_source.h File Reference

Interface to use SDR hardware based in FMCOMMS2 driver from analog devices, for example FMCOMMS4 and ADALM-PLUTO (PlutoSdr)

```
#include "signal_source_base.h"
#include <gnuradio/blocks/file_sink.h>
#include <iio/fmcomms2_source.h>
#include "concurrent_queue.h"
#include <pmt/pmt.h>
#include <cstdint>
#include <string>
```



## Classes

- class [Fmcomms2SignalSource](#)

### 11.81.1 Detailed Description

Interface to use SDR hardware based in FMCOMMS2 driver from analog devices, for example FMCOMMS4 and ADALM-PLUTO (PlutoSdr)

#### Author

Rodrigo Muñoz, 2017. [rmunozl@inacap.cl](mailto:rmunozl@inacap.cl), [rodrigo.munoz@proteinlab.cl](mailto:rodrigo.munoz@proteinlab.cl)

GNSS-SDR is a Global Navigation Satellite System software-defined receiver. This file is part of GNSS-SDR.

Copyright (C) 2010-2020 (see AUTHORS file for a list of contributors) SPDX-License-Identifier: GPL-3.0-or-later

## 11.82 fpga\_acquisition.h File Reference

Highly optimized FPGA vector correlator class.

```
#include <cstdint>
#include <string>
```

## Classes

- class [Fpga\\_Acquisition](#)  
*Class that implements carrier wipe-off and correlators.*

### 11.82.1 Detailed Description

Highly optimized FPGA vector correlator class.

#### Authors

- Marc Majoral, 2019. [mmajoral@cttc.cat](mailto:mmajoral@cttc.cat)

Class that controls and executes a highly optimized acquisition HW accelerator in the FPGA

GNSS-SDR is a Global Navigation Satellite System software-defined receiver. This file is part of GNSS-SDR.

Copyright (C) 2010-2020 (see AUTHORS file for a list of contributors) SPDX-License-Identifier: GPL-3.0-or-later

## 11.83 fpga\_buffer\_monitor.h File Reference

Check receiver buffer overflow and monitor the status of the receiver buffers.

```
#include <cstdint>
#include <fstream>
#include <string>
```

### Classes

- class [Fpga\\_buffer\\_monitor](#)

*Class that checks the receiver buffer overflow flags and monitors the status of the receiver buffers.*

### 11.83.1 Detailed Description

Check receiver buffer overflow and monitor the status of the receiver buffers.

#### Authors

- Marc Majoral, 2021. mmajoral(at)cttc.es

Class that checks the receiver buffer overflow flags and monitors the status of the receiver buffers.

GNSS-SDR is a Global Navigation Satellite System software-defined receiver. This file is part of GNSS-SDR.

Copyright (C) 2010-2021 (see AUTHORS file for a list of contributors) SPDX-License-Identifier: GPL-3.0-or-later

## 11.84 fpga\_dynamic\_bit\_selection.h File Reference

Dynamic bit selection in the received signal.

```
#include <cstddef>
#include <cstdint>
#include <string>
```

### Classes

- class [Fpga\\_dynamic\\_bit\\_selection](#)

*Class that controls the switch in the FPGA, which connects the FPGA acquisition and multicorrelator modules to either the DMA or the Analog Front-End.*

### 11.84.1 Detailed Description

Dynamic bit selection in the received signal.

#### Authors

- Marc Majoral, 2020. mmajoral(at)cttc.es

Class that controls the Dynamic Bit Selection in the FPGA.

GNSS-SDR is a Global Navigation Satellite System software-defined receiver. This file is part of GNSS-SDR.

Copyright (C) 2010-2020 (see AUTHORS file for a list of contributors) SPDX-License-Identifier: GPL-3.0-or-later

## 11.85 fpga\_multicorrelator.h File Reference

FPGA vector correlator class.

```
#include <gnuradio/block.h>
#include <volk_gnssdr/volk_gnssdr_alloc.h>
#include <stdint>
#include <string>
```

### Classes

- class [Fpga\\_Multicorrelator\\_8sc](#)  
*Class that implements carrier wipe-off and correlators.*

### 11.85.1 Detailed Description

FPGA vector correlator class.

#### Authors

- Marc Majoral, 2019. mmajoral(at)cttc.cat
- Javier Arribas, 2019. jarribas(at)cttc.es

Class that controls and executes a highly optimized vector correlator class in the FPGA

GNSS-SDR is a Global Navigation Satellite System software-defined receiver. This file is part of GNSS-SDR.

Copyright (C) 2010-2020 (see AUTHORS file for a list of contributors) SPDX-License-Identifier: GPL-3.0-or-later

## 11.86 fpga\_switch.h File Reference

Switch that connects the HW accelerator queues to the analog front end or the DMA.

```
#include <string>
```

## Classes

- class [Fpga\\_Switch](#)

*Class that controls the switch in the FPGA, which connects the FPGA acquisition and multicorrelator modules to either the DMA or the Analog Front-End.*

### 11.86.1 Detailed Description

Switch that connects the HW accelerator queues to the analog front end or the DMA.

#### Authors

- Marc Majoral, 2019. mmajoral(at)cttc.cat
- Javier Arribas, 2016. jarribas(at)cttc.es

Class that controls a switch in the FPGA

GNSS-SDR is a Global Navigation Satellite System software-defined receiver. This file is part of GNSS-SDR.

Copyright (C) 2010-2020 (see AUTHORS file for a list of contributors) SPDX-License-Identifier: GPL-3.0-or-later

## 11.87 freq\_xlating\_fir\_filter.h File Reference

Adapts a gnuradio gr\_freq\_xlating\_fir\_filter designed with gr\_remez.

```
#include "complex_float_to_complex_byte.h"
#include "gnss_block_interface.h"
#include "short_x2_to_cshort.h"
#include <gnuradio/filter/freq_xlating_fir_filter_ccf.h>
#include <gnuradio/filter/freq_xlating_fir_filter_fcf.h>
#include <gnuradio/filter/freq_xlating_fir_filter_scf.h>
#include <gnuradio/blocks/char_to_short.h>
#include <gnuradio/blocks/complex_to_float.h>
#include <gnuradio/blocks/file_sink.h>
#include <gnuradio/blocks/float_to_short.h>
#include <string>
#include <vector>
```

## Classes

- class [FreqXlatingFirFilter](#)

*This class adapts a gnuradio gr\_freq\_xlating\_fir\_filter designed with pm\_remez.*

### 11.87.1 Detailed Description

Adapts a gnuradio gr\_freq\_xlating\_fir\_filter designed with gr\_remez.

#### Author

Luis Esteve, 2012. luis(at)epsilon-formacion.com

GNSS-SDR is a Global Navigation Satellite System software-defined receiver. This file is part of GNSS-SDR.

Copyright (C) 2010-2020 (see AUTHORS file for a list of contributors) SPDX-License-Identifier: GPL-3.0-or-later

## 11.88 front\_end\_cal.h File Reference

Interface of the Front-end calibration program.

```
#include <armadillo>
#include <memory>
#include <string>
```

### Classes

- class [FrontEndCal](#)

#### 11.88.1 Detailed Description

Interface of the Front-end calibration program.

##### Author

Javier Arribas, 2013. jarribas(at)cttc.es

GNSS-SDR is a Global Navigation Satellite System software-defined receiver. This file is part of GNSS-SDR.

Copyright (C) 2010-2020 (see AUTHORS file for a list of contributors) SPDX-License-Identifier: GPL-3.0-or-later

## 11.89 galileo\_almanac.h File Reference

Interface of a Galileo ALMANAC storage.

```
#include "gnss_almanac.h"
#include <boost/serialization/nvp.hpp>
```

### Classes

- class [Galileo\\_Almanac](#)  
*This class is a storage for the Galileo SV ALMANAC data.*

#### 11.89.1 Detailed Description

Interface of a Galileo ALMANAC storage.

##### Author

Carles Fernandez, 2018. cfernandez(at)cttc.cat

GNSS-SDR is a Global Navigation Satellite System software-defined receiver. This file is part of GNSS-SDR.

Copyright (C) 2010-2020 (see AUTHORS file for a list of contributors) SPDX-License-Identifier: GPL-3.0-or-later

## 11.90 galileo\_almanac\_helper.h File Reference

Interface of a Galileo ALMANAC storage helper.

```
#include "galileo_almanac.h"
#include <stdint>
```

### Classes

- class [Galileo\\_Almanac\\_Helper](#)

*This class is a storage for the GALILEO ALMANAC data as described in GALILEO ICD.*

### 11.90.1 Detailed Description

Interface of a Galileo ALMANAC storage helper.

#### Author

Javier Arribas, 2013. jarribas(at)cttc.es

GNSS-SDR is a Global Navigation Satellite System software-defined receiver. This file is part of GNSS-SDR.

Copyright (C) 2010-2020 (see AUTHORS file for a list of contributors) SPDX-License-Identifier: GPL-3.0-or-later

## 11.91 Galileo\_CNAV.h File Reference

Galileo CNAV message constants. Data from: Galileo High Accuracy Service E6-B Signal-In-Space Message Specification v1.2 (April 2020).

```
#include <cstdint>
#include <stdint>
#include <utility>
```

### Functions

- const std::pair< int32\_t, int32\_t > **GALILEO\_HAS\_STATUS** ({1, 2})
- const std::pair< int32\_t, int32\_t > **GALILEO\_HAS\_RESERVED** ({3, 2})
- const std::pair< int32\_t, int32\_t > **GALILEO\_HAS\_MESSAGE\_TYPE** ({5, 2})
- const std::pair< int32\_t, int32\_t > **GALILEO\_HAS\_MESSAGE\_ID** ({7, 5})
- const std::pair< int32\_t, int32\_t > **GALILEO\_HAS\_MESSAGE\_SIZE** ({12, 5})
- const std::pair< int32\_t, int32\_t > **GALILEO\_HAS\_MESSAGE\_PAGE\_ID** ({17, 8})
- const std::pair< int32\_t, int32\_t > **GALILEO\_MT1\_HEADER\_TOH** ({1, 12})
- const std::pair< int32\_t, int32\_t > **GALILEO\_MT1\_HEADER\_MASK\_FLAG** ({13, 1})
- const std::pair< int32\_t, int32\_t > **GALILEO\_MT1\_HEADER\_ORBIT\_CORRECTION\_FLAG** ({14, 1})
- const std::pair< int32\_t, int32\_t > **GALILEO\_MT1\_HEADER\_CLOCK\_FULLSET\_FLAG** ({15, 1})
- const std::pair< int32\_t, int32\_t > **GALILEO\_MT1\_HEADER\_CLOCK\_SUBSET\_FLAG** ({16, 1})
- const std::pair< int32\_t, int32\_t > **GALILEO\_MT1\_HEADER\_CODE\_BIAS\_FLAG** ({17, 1})
- const std::pair< int32\_t, int32\_t > **GALILEO\_MT1\_HEADER\_PHASE\_BIAS\_FLAG** ({18, 1})
- const std::pair< int32\_t, int32\_t > **GALILEO\_MT1\_HEADER\_URA\_FLAG** ({19, 1})
- const std::pair< int32\_t, int32\_t > **GALILEO\_MT1\_HEADER\_MASK\_ID** ({23, 5})
- const std::pair< int32\_t, int32\_t > **GALILEO\_MT1\_HEADER\_IOD\_ID** ({28, 5})

## Variables

- constexpr int32\_t [GALILEO\\_CNAV\\_SYMBOLS\\_PER\\_PAGE](#) = 1000  
*Total number of symbols per HAS page including the sync pattern.*
- constexpr int32\_t [GALILEO\\_CNAV\\_PREAMBLE\\_PERIOD\\_SYMBOLS](#) = 1000
- constexpr int32\_t [GALILEO\\_CNAV\\_PAGE\\_MS](#) = 1  
*Duration in ms of a CNAV page.*
- constexpr int32\_t [GALILEO\\_CNAV\\_INTERLEAVER\\_ROWS](#) = 8
- constexpr int32\_t [GALILEO\\_CNAV\\_INTERLEAVER\\_COLS](#) = 123
- constexpr int32\_t [GALILEO\\_CNAV\\_TELEMETRY\\_RATE\\_BITS\\_SECOND](#) = 1000
- constexpr int32\_t [GALILEO\\_CNAV\\_HAS\\_PAGE\\_DATA\\_BITS](#) = 448
- constexpr int32\_t [GALILEO\\_CNAV\\_PAGE\\_RESERVED\\_BITS](#) = 14
- constexpr int32\_t [GALILEO\\_CNAV\\_BITS\\_FOR\\_CRC](#) = [GALILEO\\_CNAV\\_HAS\\_PAGE\\_DATA\\_BITS](#) + [GALILEO\\_CNAV\\_PAGE\\_RESERVED\\_BITS](#)
- constexpr int32\_t [GALILEO\\_CNAV\\_BYTES\\_FOR\\_CRC](#) = 58
- constexpr int32\_t [GALILEO\\_CNAV\\_CRC\\_LENGTH](#) = 24
- constexpr int32\_t [GALILEO\\_CNAV\\_MESSAGE\\_BITS\\_PER\\_PAGE](#) = 424
- constexpr int32\_t [GALILEO\\_CNAV\\_PAGE\\_HEADER\\_BITS](#) = 24
- constexpr int32\_t [GALILEO\\_CNAV\\_PREAMBLE\\_LENGTH\\_BITS](#) = 16
- constexpr int32\_t [GALILEO\\_CNAV\\_MAX\\_NUMBER\\_SYMBOLS\\_ENCODED\\_BLOCK](#) = 255
- constexpr int32\_t [GALILEO\\_CNAV\\_MT1\\_HEADER\\_BITS](#) = 32
- constexpr int32\_t [GALILEO\\_CNAV\\_OCTETS\\_IN\\_SUBPAGE](#) = 53
- constexpr int32\_t [GALILEO\\_CNAV\\_INFORMATION\\_VECTOR\\_LENGTH](#) = 32
- constexpr char [GALILEO\\_CNAV\\_PREAMBLE](#) [17] = "1011011101110000"
- constexpr size\_t [HAS\\_MSG\\_NSYS\\_LENGTH](#) = 4
- constexpr size\_t [HAS\\_MSG\\_ID\\_MASK\\_LENGTH](#) = 4
- constexpr size\_t [HAS\\_MSG\\_SATELLITE\\_MASK\\_LENGTH](#) = 40
- constexpr size\_t [HAS\\_MSG\\_SIGNAL\\_MASK\\_LENGTH](#) = 16
- constexpr size\_t [HAS\\_MSG\\_NAV\\_MESSAGE\\_LENGTH](#) = 3
- constexpr size\_t [HAS\\_MSG\\_MASK\\_RESERVED\\_LENGTH](#) = 6
- constexpr size\_t [HAS\\_MSG\\_VALIDITY\\_INDEX\\_LENGTH](#) = 4
- constexpr size\_t [HAS\\_MSG\\_IOD\\_GPS\\_LENGTH](#) = 8
- constexpr size\_t [HAS\\_MSG\\_IOD\\_GAL\\_LENGTH](#) = 10
- constexpr size\_t [HAS\\_MSG\\_DELTA\\_RADIAL\\_LENGTH](#) = 14
- constexpr size\_t [HAS\\_MSG\\_DELTA\\_ALONG\\_TRACK\\_LENGTH](#) = 12
- constexpr size\_t [HAS\\_MSG\\_DELTA\\_CROSS\\_TRACK\\_LENGTH](#) = 12
- constexpr size\_t [HAS\\_MSG\\_DELTA\\_CLOCK\\_C0\\_MULTIPLIER\\_LENGTH](#) = 2
- constexpr size\_t [HAS\\_MSG\\_DELTA\\_CLOCK\\_C0\\_LENGTH](#) = 14
- constexpr size\_t [HAS\\_MSG\\_NSYSPRIME\\_LENGTH](#) = 4
- constexpr size\_t [HAS\\_MSG\\_ID\\_CLOCK\\_SUBSET\\_LENGTH](#) = 4
- constexpr size\_t [HAS\\_MSG\\_DELTA\\_CLOCK\\_MULTIPLIER\\_SUBSET\\_LENGTH](#) = 2
- constexpr size\_t [HAS\\_MSG\\_DELTA\\_CLOCK\\_C0\\_SUBSET\\_LENGTH](#) = 13
- constexpr size\_t [HAS\\_MSG\\_CODE\\_BIAS\\_LENGTH](#) = 11
- constexpr size\_t [HAS\\_MSG\\_PHASE\\_BIAS\\_LENGTH](#) = 11
- constexpr size\_t [HAS\\_MSG\\_PHASE\\_DISCONTINUITY\\_INDICATOR\\_LENGTH](#) = 2
- constexpr size\_t [HAS\\_MSG\\_URA\\_LENGTH](#) = 2
- constexpr int32\_t [HAS\\_MSG\\_NUMBER\\_MASK\\_IDS](#) = 32
- constexpr int32\_t [HAS\\_MSG\\_NUMBER\\_GNSS\\_IDS](#) = 16
- constexpr int32\_t [HAS\\_MSG\\_NUMBER\\_MESSAGE\\_IDS](#) = 32
- constexpr int32\_t [HAS\\_MSG\\_NUMBER\\_SATELLITE\\_IDS](#) = 40
- constexpr int32\_t [HAS\\_MSG\\_NUMBER\\_SIGNAL\\_MASKS](#) = 16
- constexpr float [HAS\\_MSG\\_DELTA\\_RADIAL\\_SCALE\\_FACTOR](#) = 0.0025
- constexpr float [HAS\\_MSG\\_DELTA\\_ALONG\\_TRACK\\_SCALE\\_FACTOR](#) = 0.008
- constexpr float [HAS\\_MSG\\_DELTA\\_CROSS\\_TRACK\\_SCALE\\_FACTOR](#) = 0.008

- constexpr float **HAS\_MSG\_DELTA\_CLOCK\_SCALE\_FACTOR** = 0.0025
- constexpr float **HAS\_MSG\_CODE\_BIAS\_SCALE\_FACTOR** = 0.02
- constexpr float **HAS\_MSG\_PHASE\_BIAS\_SCALE\_FACTOR** = 0.01
- constexpr uint16\_t **HAS\_MSG\_NUMBER\_MAX\_TOH** = 3599
- constexpr uint8\_t **HAS\_MSG\_GPS\_SYSTEM** = 0
- constexpr uint8\_t **HAS\_MSG\_GALILEO\_SYSTEM** = 2
- constexpr uint8\_t **HAS\_MSG\_WRONG\_SYSTEM** = 255

### 11.91.1 Detailed Description

Galileo CNAV message constants. Data from: Galileo High Accuracy Service E6-B Signal-In-Space Message Specification v1.2 (April 2020).

#### Author

Carles Fernandez-Prades, 2020. cfernandez(at)cttc.es

GNSS-SDR is a Global Navigation Satellite System software-defined receiver. This file is part of GNSS-SDR.

Copyright (C) 2010-2020 (see AUTHORS file for a list of contributors) SPDX-License-Identifier: GPL-3.0-or-later

## 11.92 galileo\_cnav\_message.h File Reference

Implementation of a Galileo CNAV Data message as described in Galileo High Accuracy Service E6-B Signal-In-Space Message Specification v1.2 (April 2020)

```
#include "Galileo_CNAV.h"
#include "galileo_has_page.h"
#include <bitset>
#include <cstdint>
#include <string>
#include <utility>
```

### Classes

- class [Galileo\\_Cnav\\_Message](#)

*This class handles the Galileo CNAV Data message, as described in the Galileo High Accuracy Service E6-B Signal-In-Space Message Specification v1.2 (April 2020)*

### 11.92.1 Detailed Description

Implementation of a Galileo CNAV Data message as described in Galileo High Accuracy Service E6-B Signal-In-Space Message Specification v1.2 (April 2020)

#### Author

Carles Fernandez-Prades, 2020-2021 cfernandez(at)cttc.es

GNSS-SDR is a Global Navigation Satellite System software-defined receiver. This file is part of GNSS-SDR.

Copyright (C) 2010-2021 (see AUTHORS file for a list of contributors) SPDX-License-Identifier: GPL-3.0-or-later



## 11.93 Galileo\_E1.h File Reference

Defines system parameters for Galileo E1 signal and NAV data.

```
#include "MATH_CONSTANTS.h"
#include "gnss_frequencies.h"
#include <stdint.h>
#include <stdint.h>
```

### Variables

- constexpr double [GALILEO\\_E1\\_FREQ\\_HZ](#) = [FREQ1](#)  
*Galileo E1 carrier frequency [Hz].*
- constexpr double [GALILEO\\_E1\\_CODE\\_CHIP\\_RATE\\_CPS](#) = 1.023e6  
*Galileo E1 code rate [chips/s].*
- constexpr double [GALILEO\\_E1\\_CODE\\_PERIOD\\_S](#) = 0.004  
*Galileo E1 code period [s].*
- constexpr double [GALILEO\\_E1\\_SUB\\_CARRIER\\_A\\_RATE\\_HZ](#) = 1.023e6  
*Galileo E1 sub-carrier 'a' rate [Hz].*
- constexpr double [GALILEO\\_E1\\_SUB\\_CARRIER\\_B\\_RATE\\_HZ](#) = 6.138e6  
*Galileo E1 sub-carrier 'b' rate [Hz].*
- constexpr double [GALILEO\\_E1\\_B\\_CODE\\_LENGTH\\_CHIPS](#) = 4092.0  
*Galileo E1-B code length [chips].*
- constexpr double [GALILEO\\_E1\\_B\\_SYMBOL\\_RATE\\_BPS](#) = 250.0  
*Galileo E1-B symbol rate [bits/second].*
- constexpr uint32\_t [GALILEO\\_E1\\_CODE\\_PERIOD\\_MS](#) = 4  
*Galileo E1 code period [ms].*
- constexpr int32\_t [GALILEO\\_E1\\_B\\_SAMPLES\\_PER\\_SYMBOL](#) = 1  
*(Galileo\_E1\_CODE\_CHIP\_RATE\_HZ / Galileo\_E1\_B\_CODE\_LENGTH\_CHIPS) / Galileo\_E1\_B\_SYMBOL\_RATE\_BPS*
- constexpr int32\_t [GALILEO\\_E1\\_C\\_SECONDARY\\_CODE\\_LENGTH](#) = 25  
*Galileo E1-C secondary code length [chips].*
- constexpr int32\_t [GALILEO\\_E1\\_NUMBER\\_OF\\_CODES](#) = 50
- constexpr uint32\_t [GALILEO\\_E1\\_OPT\\_ACQ\\_FS\\_SPS](#) = 2000000  
*Sampling frequency that maximizes the acquisition SNR while using a non-multiple of chip rate.*
- constexpr int32\_t [GALILEO\\_E1\\_HISTORY\\_DEEP](#) = 100  
*Observable history length for interpolation.*
- constexpr char [GALILEO\\_E1\\_C\\_SECONDARY\\_CODE](#) [26] = "0011100000001010110110010"
- constexpr size\_t [GALILEO\\_E1\\_B\\_PRIMARY\\_CODE\\_STR\\_LENGTH](#) = 1023
- constexpr char [GALILEO\\_E1\\_B\\_PRIMARY\\_CODE](#) [GALILEO\_E1\_NUMBER\_OF\_CODES][1024]
- constexpr size\_t [GALILEO\\_E1\\_C\\_PRIMARY\\_CODE\\_STR\\_LENGTH](#) = 1023
- constexpr char [GALILEO\\_E1\\_C\\_PRIMARY\\_CODE](#) [GALILEO\_E1\_NUMBER\_OF\_CODES][1024]

### 11.93.1 Detailed Description

Defines system parameters for Galileo E1 signal and NAV data.

#### Author

Luis Esteve, 2012. luis(at)epsilon-formacion.com  
Mara Branzanti 2013. mara.branzanti(at)gmail.com  
Javier Arribas 2013. jarribas(at)cttc.es

GNSS-SDR is a Global Navigation Satellite System software-defined receiver. This file is part of GNSS-SDR.

Copyright (C) 2010-2020 (see AUTHORS file for a list of contributors) SPDX-License-Identifier: GPL-3.0-or-later

## 11.94 galileo\_e1\_dll\_pll\_veml\_tracking.h File Reference

Adapts a DLL+PLL VEML (Very Early Minus Late) tracking loop block to a [TrackingInterface](#) for Galileo E1 signals.

```
#include "dll_pll_veml_tracking.h"
#include "tracking_interface.h"
#include <string>
```

### Classes

- class [GalileoE1DIPIIVemlTracking](#)

*This class Adapts a DLL+PLL VEML (Very Early Minus Late) tracking loop block to a [TrackingInterface](#) for Galileo E1 signals.*

### 11.94.1 Detailed Description

Adapts a DLL+PLL VEML (Very Early Minus Late) tracking loop block to a [TrackingInterface](#) for Galileo E1 signals.

#### Author

Luis Esteve, 2012. luis(at)epsilon-formacion.com

Code DLL + carrier PLL according to the algorithms described in: K.Borre, D.M.Akos, N.Bertelsen, P.Rinder, and S.H.Jensen, A Software-Defined GPS and Galileo Receiver. A Single-Frequency Approach, Birkhauser, 2007

GNSS-SDR is a Global Navigation Satellite System software-defined receiver. This file is part of GNSS-SDR.

Copyright (C) 2010-2020 (see AUTHORS file for a list of contributors) SPDX-License-Identifier: GPL-3.0-or-later

## 11.95 galileo\_e1\_dll\_pll\_veml\_tracking\_fpga.h File Reference

Adapts a DLL+PLL VEML (Very Early Minus Late) tracking loop block to a [TrackingInterface](#) for Galileo E1 signals for the FPGA.

```
#include "dll_pll_veml_tracking_fpga.h"
#include "tracking_interface.h"
#include <string>
```

### Classes

- class [GalileoE1DIPIIVemlTrackingFpga](#)

*This class Adapts a DLL+PLL VEML (Very Early Minus Late) tracking loop block to a [TrackingInterface](#) for Galileo E1 signals.*

### 11.95.1 Detailed Description

Adapts a DLL+PLL VEML (Very Early Minus Late) tracking loop block to a [TrackingInterface](#) for Galileo E1 signals for the FPGA.

#### Author

Marc Majoral, 2019. mmajoral(at)cttc.cat

Code DLL + carrier PLL according to the algorithms described in: K.Borre, D.M.Akos, N.Bertelsen, P.Rinder, and S.H.Jensen, A Software-Defined GPS and Galileo Receiver. A Single-Frequency Approach, Birkhauser, 2007

GNSS-SDR is a Global Navigation Satellite System software-defined receiver. This file is part of GNSS-SDR.

Copyright (C) 2010-2020 (see AUTHORS file for a list of contributors) SPDX-License-Identifier: GPL-3.0-or-later

## 11.96 galileo\_e1\_pcps\_8ms\_ambiguous\_acquisition.h File Reference

Adapts a PCPS 8ms acquisition block to an [AcquisitionInterface](#) for Galileo E1 Signals.

```
#include "acquisition_interface.h"
#include "galileo_pcps_8ms_acquisition_cc.h"
#include "gnss_synchro.h"
#include <gnuradio/blocks/stream_to_vector.h>
#include <memory>
#include <string>
#include <vector>
```

### Classes

- class [GalileoE1Pcps8msAmbiguousAcquisition](#)

*Adapts a PCPS 8ms acquisition block to an [AcquisitionInterface](#) for Galileo E1 Signals.*

### 11.96.1 Detailed Description

Adapts a PCPS 8ms acquisition block to an [AcquisitionInterface](#) for Galileo E1 Signals.

#### Author

Marc Molina, 2013. marc.molina.pena(at)gmail.com

GNSS-SDR is a Global Navigation Satellite System software-defined receiver. This file is part of GNSS-SDR.

Copyright (C) 2010-2020 (see AUTHORS file for a list of contributors) SPDX-License-Identifier: GPL-3.0-or-later

## 11.97 galileo\_e1\_pcps\_ambiguous\_acquisition.h File Reference

Adapts a PCPS acquisition block to an [AcquisitionInterface](#) for Galileo E1 Signals.

```
#include "acq_conf.h"
#include "channel_fsm.h"
#include "complex_byte_to_float_x2.h"
#include "gnss_synchro.h"
#include "pcps_acquisition.h"
#include <gnuradio/blocks/float_to_complex.h>
#include <volk_gnssssdr/volk_gnssssdr_alloc.h>
#include <memory>
#include <string>
```

### Classes

- class [GalileoE1PcpsAmbiguousAcquisition](#)

*This class adapts a PCPS acquisition block to an [AcquisitionInterface](#) for Galileo E1 Signals.*

### 11.97.1 Detailed Description

Adapts a PCPS acquisition block to an [AcquisitionInterface](#) for Galileo E1 Signals.

#### Author

Luis Esteve, 2012. luis(at)epsilon-formacion.com

GNSS-SDR is a Global Navigation Satellite System software-defined receiver. This file is part of GNSS-SDR.

Copyright (C) 2010-2020 (see AUTHORS file for a list of contributors) SPDX-License-Identifier: GPL-3.0-or-later

## 11.98 galileo\_e1\_pcps\_ambiguous\_acquisition\_fpga.h File Reference

Adapts a PCPS acquisition block to an [AcquisitionInterface](#) for Galileo E1 Signals for the FPGA.

```
#include "acq_conf.h"
#include "channel_fsm.h"
#include "gnss_synchro.h"
#include "pcps_acquisition_fpga.h"
#include <volk_gnssssdr/volk_gnssssdr_alloc.h>
#include <memory>
#include <string>
#include <vector>
```

### Classes

- class [GalileoE1PcpsAmbiguousAcquisitionFpga](#)

*This class adapts a PCPS acquisition block off-loaded on an FPGA to an [AcquisitionInterface](#) for Galileo E1 Signals.*

### 11.98.1 Detailed Description

Adapts a PCPS acquisition block to an [AcquisitionInterface](#) for Galileo E1 Signals for the FPGA.

#### Author

Marc Majoral, 2019. mmajoral(at)cttc.es

GNSS-SDR is a Global Navigation Satellite System software-defined receiver. This file is part of GNSS-SDR.

Copyright (C) 2010-2020 (see AUTHORS file for a list of contributors) SPDX-License-Identifier: GPL-3.0-or-later

## 11.99 galileo\_e1\_pcps\_cccwsr\_ambiguous\_acquisition.h File Reference

Adapts a PCPS CCCWSR acquisition block to an [AcquisitionInterface](#) for Galileo E1 Signals.

```
#include "channel_fsm.h"
#include "gnss_synchro.h"
#include "pcps_cccwsr_acquisition_cc.h"
#include <gnuradio/blocks/stream_to_vector.h>
#include <memory>
#include <string>
#include <vector>
```

### Classes

- class [GalileoE1PcpsCccwsrAmbiguousAcquisition](#)  
*Adapts a PCPS CCCWSR acquisition block to an [AcquisitionInterface](#) for Galileo E1 Signals.*

### 11.99.1 Detailed Description

Adapts a PCPS CCCWSR acquisition block to an [AcquisitionInterface](#) for Galileo E1 Signals.

#### Author

Marc Molina, 2013. marc.molina.pena(at)gmail.com

GNSS-SDR is a Global Navigation Satellite System software-defined receiver. This file is part of GNSS-SDR.

Copyright (C) 2010-2020 (see AUTHORS file for a list of contributors) SPDX-License-Identifier: GPL-3.0-or-later

## 11.100 galileo\_e1\_pcps\_quicksync\_ambiguous\_acquisition.h File Reference

Adapts a PCPS acquisition block to an [AcquisitionInterface](#) for Galileo E1 Signals.

```
#include "channel_fsm.h"
#include "gnss_synchro.h"
#include "pcps_quicksync_acquisition_cc.h"
#include <gnuradio/blocks/stream_to_vector.h>
#include <memory>
#include <string>
#include <vector>
```

## Classes

- class [GalileoE1PcpsQuickSyncAmbiguousAcquisition](#)

*This class adapts a PCPS acquisition block to an [AcquisitionInterface](#) for Galileo E1 Signals.*

### 11.100.1 Detailed Description

Adapts a PCPS acquisition block to an [AcquisitionInterface](#) for Galileo E1 Signals.

#### Date

June, 2014

#### Author

Damian Miralles Sanchez. [dmiralles2009@gmail.com](mailto:dmiralles2009@gmail.com)

GNSS-SDR is a Global Navigation Satellite System software-defined receiver. This file is part of GNSS-SDR.

Copyright (C) 2010-2020 (see AUTHORS file for a list of contributors) SPDX-License-Identifier: GPL-3.0-or-later

## 11.101 galileo\_e1\_pcps\_tong\_ambiguous\_acquisition.h File Reference

Adapts a PCPS Tong acquisition block to an [AcquisitionInterface](#) for Galileo E1 Signals.

```
#include "channel_fsm.h"
#include "gnss_synchro.h"
#include "pcps_tong_acquisition_cc.h"
#include <gnuradio/blocks/stream_to_vector.h>
#include <memory>
#include <string>
#include <vector>
```

## Classes

- class [GalileoE1PcpsTongAmbiguousAcquisition](#)

*Adapts a PCPS Tong acquisition block to an [AcquisitionInterface](#) for Galileo E1 Signals.*

### 11.101.1 Detailed Description

Adapts a PCPS Tong acquisition block to an [AcquisitionInterface](#) for Galileo E1 Signals.

#### Author

Marc Molina, 2013. [marc.molina.pena\(at\)gmail.com](mailto:marc.molina.pena(at)gmail.com)

GNSS-SDR is a Global Navigation Satellite System software-defined receiver. This file is part of GNSS-SDR.

Copyright (C) 2010-2020 (see AUTHORS file for a list of contributors) SPDX-License-Identifier: GPL-3.0-or-later

## 11.102 galileo\_e1\_signal\_replica.h File Reference

This library implements various functions for Galileo E1 signal replica generation.

```
#include <array>
#include <complex>
#include <cstdint>
#include <gsl/gsl-lite.hpp>
```

### Functions

- void [galileo\\_e1\\_code\\_gen\\_sinboc11\\_float](#) (own::span< float > dest, const std::array< char, 3 > &signal\_id, uint32\_t prn)  
*This function generates Galileo E1 code (can select E1B or E1C sinboc).*
- void [galileo\\_e1\\_code\\_gen\\_float\\_sampled](#) (own::span< float > dest, const std::array< char, 3 > &signal\_id, bool cboc, uint32\_t prn, int32\_t sampling\_freq, uint32\_t chip\_shift, bool secondary\_flag)  
*This function generates Galileo E1 code (can select E1B or E1C, cboc or sinboc and the sample frequency sampling←\_freq).*
- void [galileo\\_e1\\_code\\_gen\\_float\\_sampled](#) (own::span< float > dest, const std::array< char, 3 > &signal\_id, bool cboc, uint32\_t prn, int32\_t sampling\_freq, uint32\_t chip\_shift)  
*This function generates Galileo E1 code (can select E1B or E1C, cboc or sinboc and the sample frequency sampling←\_freq).*
- void [galileo\\_e1\\_code\\_gen\\_complex\\_sampled](#) (own::span< std::complex< float >> dest, const std::array< char, 3 > &signal\_id, bool cboc, uint32\_t prn, int32\_t sampling\_freq, uint32\_t chip\_shift, bool secondary\_flag)  
*This function generates Galileo E1 code (can select E1B or E1C, cboc or sinboc and the sample frequency sampling←\_freq).*
- void [galileo\\_e1\\_code\\_gen\\_complex\\_sampled](#) (own::span< std::complex< float >> dest, const std::array< char, 3 > &signal\_id, bool cboc, uint32\_t prn, int32\_t sampling\_freq, uint32\_t chip\_shift)  
*galileo\_e1\_code\_gen\_complex\_sampled without secondary\_flag for backward compatibility.*

### 11.102.1 Detailed Description

This library implements various functions for Galileo E1 signal replica generation.

#### Author

Luis Esteve, 2012. luis(at)epsilon-formacion.com

GNSS-SDR is a Global Navigation Satellite System software-defined receiver. This file is part of GNSS-SDR.

Copyright (C) 2010-2020 (see AUTHORS file for a list of contributors) SPDX-License-Identifier: GPL-3.0-or-later

## 11.103 galileo\_e1\_tcp\_connector\_tracking.h File Reference

Interface of an adapter of a TCP connector block based on code DLL + carrier PLL for Galileo E1 to a [TrackingInterface](#).

```
#include "galileo_e1_tcp_connector_tracking_cc.h"
#include "tracking_interface.h"
#include <string>
```

## Classes

- class [GalileoE1TcpConnectorTracking](#)

*This class implements a code DLL + carrier PLL tracking loop.*

### 11.103.1 Detailed Description

Interface of an adapter of a TCP connector block based on code DLL + carrier PLL for Galileo E1 to a [TrackingInterface](#).

#### Author

David Pubill, 2012. [dpubill\(at\)cttc.es](mailto:dpubill(at)cttc.es) Luis Esteve, 2012. [luis\(at\)epsilon-formacion.com](mailto:luis(at)epsilon-formacion.com) Javier Arribas, 2011. [jarribas\(at\)cttc.es](mailto:jarribas(at)cttc.es)

Code DLL + carrier PLL according to the algorithms described in: K.Borre, D.M.Akos, N.Bertelsen, P.Rinder, and S.H.Jensen, A Software-Defined GPS and Galileo Receiver. A Single-Frequency Approach, Birkhauser, 2007

GNSS-SDR is a Global Navigation Satellite System software-defined receiver. This file is part of GNSS-SDR.

Copyright (C) 2012-2020 (see AUTHORS file for a list of contributors) SPDX-License-Identifier: GPL-3.0-or-later

## 11.104 galileo\_e1\_tcp\_connector\_tracking\_cc.h File Reference

Interface of a TCP connector block based on code DLL + carrier PLL VEML (Very Early Minus Late) tracking block for Galileo E1 signals.

```
#include "cpu_multicorrelator.h"
#include "gnss_block_interface.h"
#include "gnss_synchro.h"
#include "tcp_communication.h"
#include <gnuradio/block.h>
#include <volk_gnssssdr/volk_gnssssdr_alloc.h>
#include <fstream>
#include <map>
#include <string>
```

## Classes

- class [Galileo\\_E1\\_Tcp\\_Connector\\_Tracking\\_cc](#)

*This class implements a code DLL + carrier PLL VEML (Very Early Minus Late) tracking block for Galileo E1 signals.*

## Typedefs

- using [galileo\\_e1\\_tcp\\_connector\\_tracking\\_cc\\_sptr](#) = gnss\_shared\_ptr< [Galileo\\_E1\\_Tcp\\_Connector\\_Tracking\\_cc](#) >



## Functions

- `galileo_e1_tcp_connector_tracking_cc_sptr` **galileo\_e1\_tcp\_connector\_make\_tracking\_cc** (`int64_t fs_in`, `uint32_t vector_length`, `bool dump`, `const std::string &dump_filename`, `float pll_bw_hz`, `float dll_bw_hz`, `float early_late_space_chips`, `float very_early_late_space_chips`, `size_t port_ch0`)

### 11.104.1 Detailed Description

Interface of a TCP connector block based on code DLL + carrier PLL VEML (Very Early Minus Late) tracking block for Galileo E1 signals.

#### Author

David Pubill, 2012. `dpubill(at)cttc.es` Luis Esteve, 2012. `luis(at)epsilon-formacion.com` Javier Arribas, 2011. `jarribas(at)cttc.es`

Code DLL + carrier PLL according to the algorithms described in: K.Borre, D.M.Akos, N.Bertelsen, P.Rinder, and S.H.Jensen, A Software-Defined GPS and Galileo Receiver. A Single-Frequency Approach, Birkhauser, 2007

GNSS-SDR is a Global Navigation Satellite System software-defined receiver. This file is part of GNSS-SDR.

Copyright (C) 2010-2020 (see AUTHORS file for a list of contributors) SPDX-License-Identifier: GPL-3.0-or-later

## 11.105 galileo\_e1b\_telemetry\_decoder.h File Reference

Interface of an adapter of a GALILEO E1B NAV data decoder block to a [TelemetryDecoderInterface](#).

```
#include "galileo_telemetry_decoder_gs.h"
#include "gnss_satellite.h"
#include "gnss_synchro.h"
#include "telemetry_decoder_interface.h"
#include "tlm_conf.h"
#include <gnuradio/runtime_types.h>
#include <cstring>
#include <string>
```

## Classes

- class [GalileoE1BTelemetryDecoder](#)

*This class implements a NAV data decoder for Galileo INAV frames in E1B radio link.*

### 11.105.1 Detailed Description

Interface of an adapter of a GALILEO E1B NAV data decoder block to a [TelemetryDecoderInterface](#).

#### Author

Javier Arribas 2013 `jarribas(at)cttc.es`, Mara Branzanti 2013. `mara.branzanti(at)gmail.com`

GNSS-SDR is a Global Navigation Satellite System software-defined receiver. This file is part of GNSS-SDR.

Copyright (C) 2010-2020 (see AUTHORS file for a list of contributors) SPDX-License-Identifier: GPL-3.0-or-later

## 11.106 galileo\_e5\_signal\_replica.h File Reference

This library implements various functions for Galileo E5 signal replica generation.

```
#include <array>
#include <complex>
#include <cstdint>
#include <gsl/gsl-lite.hpp>
```

### Functions

- void [galileo\\_e5\\_a\\_code\\_gen\\_complex\\_primary](#) (own::span< std::complex< float >> dest, int32\_t prn, const std::array< char, 3 > &signal\_id)  
*Generates Galileo E5a code at 1 sample/chip.*
- void [galileo\\_e5\\_a\\_code\\_gen\\_complex\\_sampled](#) (own::span< std::complex< float >> dest, uint32\_t prn, const std::array< char, 3 > &signal\_id, int32\_t sampling\_freq, uint32\_t chip\_shift)  
*Generates Galileo E5a complex code, shifted to the desired chip and sampled at a frequency sampling\_freq.*
- void [galileo\\_e5\\_b\\_code\\_gen\\_complex\\_primary](#) (own::span< std::complex< float >> dest, int32\_t prn, const std::array< char, 3 > &signal\_id)  
*Generates Galileo E5b code at 1 sample/chip.*
- void [galileo\\_e5\\_b\\_code\\_gen\\_complex\\_sampled](#) (own::span< std::complex< float >> dest, uint32\_t prn, const std::array< char, 3 > &signal\_id, int32\_t sampling\_freq, uint32\_t chip\_shift)  
*Generates Galileo E5b complex code, shifted to the desired chip and sampled at a frequency sampling\_freq.*

### 11.106.1 Detailed Description

This library implements various functions for Galileo E5 signal replica generation.

#### Author

Marc Sales, 2014. [marcsales92\(at\)gmail.com](mailto:marcsales92(at)gmail.com)  
Piyush Gupta, 2020. [piyush04111999@gmail.com](mailto:piyush04111999@gmail.com)

#### Note

Code added as part of GSoC 2020 Program.

GNSS-SDR is a Global Navigation Satellite System software-defined receiver. This file is part of GNSS-SDR.

Copyright (C) 2010-2020 (see AUTHORS file for a list of contributors) SPDX-License-Identifier: GPL-3.0-or-later

## 11.107 Galileo\_E5a.h File Reference

Defines system parameters for Galileo E5a signal and NAV data.

```
#include "MATH_CONSTANTS.h"
#include "gnss_frequencies.h"
#include <cstdint>
#include <cstdint>
```

## Variables

- `constexpr double GALILEO_E5A_FREQ_HZ = FREQ5`  
*Galileo E5a carrier frequency [Hz].*
- `constexpr double GALILEO_E5A_CODE_CHIP_RATE_CPS = 1.023e7`  
*Galileo E5a code rate [chips/s].*
- `constexpr double GALILEO_E5A_I_TIERED_CODE_PERIOD_S = 0.020`  
*Galileo E5a-I tiered code period [s].*
- `constexpr double GALILEO_E5A_Q_TIERED_CODE_PERIOD_S = 0.100`  
*Galileo E5a-Q tiered code period [s].*
- `constexpr double GALILEO_E5A_CODE_PERIOD_S = 0.001`  
*Galileo E5a primary code period [s].*
- `constexpr int32_t GALILEO_E5A_CODE_LENGTH_CHIPS = 10230`  
*Galileo E5a primary code length [chips].*
- `constexpr int32_t GALILEO_E5A_I_SECONDARY_CODE_LENGTH = 20`  
*Galileo E5a-I secondary code length [chips].*
- `constexpr int32_t GALILEO_E5A_Q_SECONDARY_CODE_LENGTH = 100`  
*Galileo E5a-Q secondary code length [chips].*
- `constexpr int32_t GALILEO_E5A_CODE_PERIOD_MS = 1`  
*Galileo E5a primary code period [ms].*
- `constexpr int32_t GALILEO_E5A_SYMBOL_RATE_BPS = 50`  
*Galileo E5a symbol rate [bits/second].*
- `constexpr int32_t GALILEO_E5A_NUMBER_OF_CODES = 50`
- `constexpr int32_t GALILEO_E5A_HISTORY_DEEP = 20`
- `constexpr int32_t GALILEO_E5A_CRC_ERROR_LIMIT = 6`
- `constexpr uint32_t GALILEO_E5A_OPT_ACQ_FS_SPS = 10000000`  
*Sampling frequency that maximizes the acquisition SNR while using a non-multiple of chip rate.*
- `constexpr int32_t GALILEO_FNAV_PREAMBLE_LENGTH_BITS = 12`
- `constexpr int32_t GALILEO_FNAV_CODES_PER_SYMBOL = 20`
- `constexpr int32_t GALILEO_FNAV_CODES_PER_PREAMBLE = 240`
- `constexpr int32_t GALILEO_FNAV_SYMBOLS_PER_PAGE = 500`
- `constexpr int32_t GALILEO_FNAV_SECONDS_PER_PAGE = 10`
- `constexpr int32_t GALILEO_FNAV_CODES_PER_PAGE = 10000`
- `constexpr int32_t GALILEO_FNAV_INTERLEAVER_ROWS = 8`
- `constexpr int32_t GALILEO_FNAV_INTERLEAVER_COLS = 61`
- `constexpr int32_t GALILEO_FNAV_PAGE_TYPE_BITS = 6`
- `constexpr int32_t GALILEO_FNAV_DATA_FRAME_BITS = 214`
- `constexpr int32_t GALILEO_FNAV_DATA_FRAME_BYTES = 27`
- `constexpr char GALILEO_FNAV_PREAMBLE [13] = "101101110000"`
- `constexpr size_t GALILEO_E5A_I_PRIMARY_CODE_STR_LENGTH = 2558`
- `constexpr char GALILEO_E5A_I_PRIMARY_CODE [GALILEO_E5A_NUMBER_OF_CODES][2559]`
- `constexpr size_t GALILEO_E5A_Q_PRIMARY_CODE_STR_LENGTH = 2558`
- `constexpr char GALILEO_E5A_Q_PRIMARY_CODE [GALILEO_E5A_NUMBER_OF_CODES][2559]`
- `constexpr char GALILEO_E5A_I_SECONDARY_CODE [] = "10000100001011101001"`
- `constexpr size_t GALILEO_E5A_Q_SECONDARY_CODE_STR_LENGTH = 100`
- `constexpr char GALILEO_E5A_Q_SECONDARY_CODE [GALILEO_E5A_NUMBER_OF_CODES][101]`

### 11.107.1 Detailed Description

Defines system parameters for Galileo E5a signal and NAV data.

#### Author

Marc Sales, 2014. [marcsales92@gmail.com](mailto:marcsales92@gmail.com)

GNSS-SDR is a Global Navigation Satellite System software-defined receiver. This file is part of GNSS-SDR.

Copyright (C) 2010-2020 (see AUTHORS file for a list of contributors) SPDX-License-Identifier: GPL-3.0-or-later

## 11.108 galileo\_e5a\_dll\_pll\_tracking.h File Reference

Adapts a code DLL + carrier PLL tracking block to a [TrackingInterface](#) for Galileo E5a signals.

```
#include "dll_pll_veml_tracking.h"
#include "tracking_interface.h"
#include <string>
```

### Classes

- class [GalileoE5aDllPllTracking](#)  
*This class implements a code DLL + carrier PLL tracking loop.*

### 11.108.1 Detailed Description

Adapts a code DLL + carrier PLL tracking block to a [TrackingInterface](#) for Galileo E5a signals.

#### Author

Marc Sales, 2014. [marcsales92\(at\)gmail.com](mailto:marcsales92(at)gmail.com) on work from:

- Javier Arribas, 2011. [jarribas\(at\)cttc.es](mailto:jarribas(at)cttc.es)
- Luis Esteve, 2012. [luis\(at\)epsilon-formacion.com](mailto:luis(at)epsilon-formacion.com)

GNSS-SDR is a Global Navigation Satellite System software-defined receiver. This file is part of GNSS-SDR.

Copyright (C) 2010-2020 (see AUTHORS file for a list of contributors) SPDX-License-Identifier: GPL-3.0-or-later

## 11.109 galileo\_e5a\_dll\_pll\_tracking\_fpga.h File Reference

Adapts a code DLL + carrier PLL tracking block to a [TrackingInterface](#) for Galileo E5a signals for the FPGA.

```
#include "dll_pll_veml_tracking_fpga.h"
#include "tracking_interface.h"
#include <string>
```

## Classes

- class [GalileoE5aDlIPllTrackingFpga](#)  
*This class implements a code DLL + carrier PLL tracking loop.*

### 11.109.1 Detailed Description

Adapts a code DLL + carrier PLL tracking block to a [TrackingInterface](#) for Galileo E5a signals for the FPGA.

#### Author

Marc Majoral, 2019. mmajoral(at)cttc.cat

GNSS-SDR is a Global Navigation Satellite System software-defined receiver. This file is part of GNSS-SDR.

Copyright (C) 2010-2020 (see AUTHORS file for a list of contributors) SPDX-License-Identifier: GPL-3.0-or-later

## 11.110 galileo\_e5a\_noncoherent\_iq\_acquisition\_caf.h File Reference

Adapts a PCPS acquisition block to an [AcquisitionInterface](#) for Galileo E5a data and pilot Signals.

```
#include "channel_fsm.h"
#include "galileo_e5a_noncoherent_iq_acquisition_caf_cc.h"
#include "gnss_synchro.h"
#include <memory>
#include <string>
#include <vector>
```

## Classes

- class [GalileoE5aNoncoherentIQAcquisitionCaf](#)

### 11.110.1 Detailed Description

Adapts a PCPS acquisition block to an [AcquisitionInterface](#) for Galileo E5a data and pilot Signals.

#### Author

Marc Sales, 2014. marcsales92(at)gmail.com on work from:

- Javier Arribas, 2011. jarribas(at)cttc.es
- Luis Esteve, 2012. luis(at)epsilon-formacion.com
- Marc Molina, 2013. [marc.molina.pena@gmail.com](mailto:marc.molina.pena@gmail.com)

GNSS-SDR is a Global Navigation Satellite System software-defined receiver. This file is part of GNSS-SDR.

Copyright (C) 2010-2020 (see AUTHORS file for a list of contributors) SPDX-License-Identifier: GPL-3.0-or-later

## 11.111 galileo\_e5a\_noncoherent\_iq\_acquisition\_caf\_cc.h File Reference

Adapts a PCPS acquisition block to an [AcquisitionInterface](#) for Galileo E5a data and pilot Signals.

```
#include "channel_fsm.h"
#include "gnss_sdr_fft.h"
#include "gnss_synchro.h"
#include <gnuradio/block.h>
#include <gnuradio/gr_complex.h>
#include <fstream>
#include <memory>
#include <string>
#include <utility>
#include <vector>
```

### Classes

- class [galileo\\_e5a\\_noncoherentIQ\\_acquisition\\_caf\\_cc](#)  
*This class implements a Parallel Code Phase Search Acquisition.*

### Typedefs

- using [galileo\\_e5a\\_noncoherentIQ\\_acquisition\\_caf\\_cc\\_sptr](#) = gnss\_shared\_ptr< [galileo\\_e5a\\_noncoherentIQ\\_acquisition\\_caf\\_cc](#) >

### Functions

- [galileo\\_e5a\\_noncoherentIQ\\_acquisition\\_caf\\_cc\\_sptr](#) [galileo\\_e5a\\_noncoherentIQ\\_make\\_acquisition\\_caf\\_cc](#) (unsigned int sampled\_ms, unsigned int max\_dwells, unsigned int doppler\_max, int64\_t fs\_in, int samples\_per\_ms, int samples\_per\_code, bool bit\_transition\_flag, bool dump, const std::string &dump\_filename, bool both\_signal\_components\_, int CAF\_window\_hz\_, int Zero\_padding\_, bool enable\_monitor\_output)

#### 11.111.1 Detailed Description

Adapts a PCPS acquisition block to an [AcquisitionInterface](#) for Galileo E5a data and pilot Signals.

#### Author

Marc Sales, 2014. marcsales92(at)gmail.com on work from:

- Javier Arribas, 2011. jarribas(at)cttc.es
- Luis Esteve, 2012. luis(at)epsilon-formacion.com
- Marc Molina, 2013. [marc.molina.pena@gmail.com](mailto:marc.molina.pena@gmail.com)

GNSS-SDR is a Global Navigation Satellite System software-defined receiver. This file is part of GNSS-SDR.

Copyright (C) 2010-2020 (see AUTHORS file for a list of contributors) SPDX-License-Identifier: GPL-3.0-or-later

## 11.112 galileo\_e5a\_pcps\_acquisition.h File Reference

Adapts a PCPS acquisition block to an [AcquisitionInterface](#) for Galileo E5a data and pilot Signals.

```
#include "channel_fsm.h"
#include "gnss_synchro.h"
#include "pcps_acquisition.h"
#include <volk_gnssdr/volk_gnssdr_alloc.h>
#include <memory>
#include <string>
```

### Classes

- class [GalileoE5aPcpsAcquisition](#)

#### 11.112.1 Detailed Description

Adapts a PCPS acquisition block to an [AcquisitionInterface](#) for Galileo E5a data and pilot Signals.

#### Author

Antonio Ramos, 2018. antonio.ramos(at)cttc.es

GNSS-SDR is a Global Navigation Satellite System software-defined receiver. This file is part of GNSS-SDR.

Copyright (C) 2010-2020 (see AUTHORS file for a list of contributors) SPDX-License-Identifier: GPL-3.0-or-later

## 11.113 galileo\_e5a\_pcps\_acquisition\_fpga.h File Reference

Adapts a PCPS acquisition block to an [AcquisitionInterface](#) for Galileo E5a data and pilot Signals for the FPGA.

```
#include "channel_fsm.h"
#include "gnss_synchro.h"
#include "pcps_acquisition_fpga.h"
#include <volk_gnssdr/volk_gnssdr_alloc.h>
#include <memory>
#include <string>
```

### Classes

- class [GalileoE5aPcpsAcquisitionFpga](#)

*This class adapts a PCPS acquisition block off-loaded on an FPGA to an [AcquisitionInterface](#) for Galileo E5a signals.*

### 11.113.1 Detailed Description

Adapts a PCPS acquisition block to an [AcquisitionInterface](#) for Galileo E5a data and pilot Signals for the FPGA.

#### Author

Marc Majoral, 2019. mmajoral(at)cttc.es

GNSS-SDR is a Global Navigation Satellite System software-defined receiver. This file is part of GNSS-SDR.

Copyright (C) 2010-2020 (see AUTHORS file for a list of contributors) SPDX-License-Identifier: GPL-3.0-or-later

## 11.114 galileo\_e5a\_telemetry\_decoder.h File Reference

Interface of an adapter of a GALILEO E5a FNAV data decoder block to a [TelemetryDecoderInterface](#).

```
#include "galileo_telemetry_decoder_gs.h"
#include "gnss_satellite.h"
#include "gnss_synchro.h"
#include "telemetry_decoder_interface.h"
#include "tlm_conf.h"
#include <gnuradio/runtime_types.h>
#include <cstdint>
#include <string>
```

### Classes

- class [GalileoE5aTelemetryDecoder](#)

*This class implements a NAV data decoder for Galileo INAV frames in E1B radio link.*

### 11.114.1 Detailed Description

Interface of an adapter of a GALILEO E5a FNAV data decoder block to a [TelemetryDecoderInterface](#).

#### Author

Marc Sales, 2014. marcsales92(at)gmail.com on work from:

- Javier Arribas, 2011. jarribas(at)cttc.es

GNSS-SDR is a Global Navigation Satellite System software-defined receiver. This file is part of GNSS-SDR.

Copyright (C) 2010-2020 (see AUTHORS file for a list of contributors) SPDX-License-Identifier: GPL-3.0-or-later



## 11.115 Galileo\_E5b.h File Reference

Defines system parameters for Galileo E5b signal and NAV data.

```
#include "MATH_CONSTANTS.h"
#include "gnss_frequencies.h"
#include <stddef>
#include <stdint>
```

### Variables

- constexpr double [GALILEO\\_E5B\\_FREQ\\_HZ](#) = [FREQ7](#)  
*Galileo E5b carrier frequency [Hz].*
- constexpr double [GALILEO\\_E5B\\_CODE\\_CHIP\\_RATE\\_CPS](#) = 1.023e7  
*Galileo E5b code rate [chips/s].*
- constexpr double [GALILEO\\_E5B\\_I\\_TIERED\\_CODE\\_PERIOD\\_S](#) = 0.004  
*Galileo E5b-I tiered code period [s].*
- constexpr double [GALILEO\\_E5B\\_Q\\_TIERED\\_CODE\\_PERIOD\\_S](#) = 0.100  
*Galileo E5b-Q tiered code period [s].*
- constexpr double [GALILEO\\_E5B\\_CODE\\_PERIOD\\_S](#) = 0.001  
*Galileo E5b primary code period [s].*
- constexpr int32\_t [GALILEO\\_E5B\\_CODE\\_PERIOD\\_MS](#) = 1  
*Galileo E5b primary code period [ms].*
- constexpr int32\_t [GALILEO\\_E5B\\_CODE\\_LENGTH\\_CHIPS](#) = 10230  
*Galileo E5b primary code length [chips].*
- constexpr int32\_t [GALILEO\\_E5B\\_I\\_SECONDARY\\_CODE\\_LENGTH](#) = 4  
*Galileo E5b-I secondary code length [chips].*
- constexpr int32\_t [GALILEO\\_E5B\\_Q\\_SECONDARY\\_CODE\\_LENGTH](#) = 100  
*Galileo E5b-Q secondary code length [chips].*
- constexpr int32\_t [GALILEO\\_E5B\\_SYMBOL\\_RATE\\_BPS](#) = 250  
*Galileo E5b symbol rate [bits/second].*
- constexpr int32\_t [GALILEO\\_E5B\\_NUMBER\\_OF\\_CODES](#) = 50
- constexpr int32\_t [GALILEO\\_E5B\\_HISTORY\\_DEEP](#) = 100
- constexpr uint32\_t [GALILEO\\_E5B\\_OPT\\_ACQ\\_FS\\_SPS](#) = 10000000  
*Sampling frequency that maximizes the acquisition SNR while using a non-multiple of chip rate.*
- constexpr char [GALILEO\\_E5B\\_I\\_SECONDARY\\_CODE](#) [5] = "1110"
- constexpr size\_t [GALILEO\\_E5B\\_I\\_PRIMARY\\_CODE\\_STR\\_LENGTH](#) = 2558
- constexpr char [GALILEO\\_E5B\\_I\\_PRIMARY\\_CODE](#) [GALILEO\_E5B\_NUMBER\_OF\_CODES][2559]
- constexpr size\_t [GALILEO\\_E5B\\_Q\\_PRIMARY\\_CODE\\_STR\\_LENGTH](#) = 2558
- constexpr char [GALILEO\\_E5B\\_Q\\_PRIMARY\\_CODE](#) [GALILEO\_E5B\_NUMBER\_OF\_CODES][2559]
- constexpr size\_t [GALILEO\\_E5B\\_Q\\_SECONDARY\\_CODE\\_STR\\_LENGTH](#) = 100
- constexpr char [GALILEO\\_E5B\\_Q\\_SECONDARY\\_CODE](#) [GALILEO\_E5B\_NUMBER\_OF\_CODES][101]

### 11.115.1 Detailed Description

Defines system parameters for Galileo E5b signal and NAV data.

#### Author

Piyush Gupta, 2020. [piyush04111999@gmail.com](mailto:piyush04111999@gmail.com)

#### Note

Code added as part of GSoC 2020 program.

GNSS-SDR is a Global Navigation Satellite System software-defined receiver. This file is part of GNSS-SDR.

Copyright (C) 2010-2020 (see AUTHORS file for a list of contributors) SPDX-License-Identifier: GPL-3.0-or-later

## 11.116 galileo\_e5b\_dll\_pll\_tracking.h File Reference

Adapts a code DLL + carrier PLL tracking block to a [TrackingInterface](#) for Galileo E5b signals.

```
#include "dll_pll_veml_tracking.h"
#include "tracking_interface.h"
#include <string>
```

### Classes

- class [GalileoE5bDllPllTracking](#)  
*This class implements a code DLL + carrier PLL tracking loop.*

### 11.116.1 Detailed Description

Adapts a code DLL + carrier PLL tracking block to a [TrackingInterface](#) for Galileo E5b signals.

#### Author

Piyush Gupta, 2020. [piyush04111999@gmail.com](mailto:piyush04111999@gmail.com) on work from:

- Javier Arribas, 2011. [jarribas@cttc.es](mailto:jarribas@cttc.es)
- Luis Esteve, 2012. [luis@epsilon-formacion.com](mailto:luis@epsilon-formacion.com)
- Marc Sales, 2014. [marcsales92@gmail.com](mailto:marcsales92@gmail.com)

GNSS-SDR is a Global Navigation Satellite System software-defined receiver. This file is part of GNSS-SDR.

Copyright (C) 2010-2020 (see AUTHORS file for a list of contributors) SPDX-License-Identifier: GPL-3.0-or-later

## 11.117 galileo\_e5b\_pcps\_acquisition.h File Reference

Adapts a PCPS acquisition block to an [AcquisitionInterface](#) for Galileo E5b data and pilot Signals.

```
#include "channel_fsm.h"
#include "gnss_synchro.h"
#include "pcps_acquisition.h"
#include <volk_gnssssdr/volk_gnssssdr_alloc.h>
#include <memory>
#include <string>
```

### Classes

- class [GalileoE5bPcpsAcquisition](#)

#### 11.117.1 Detailed Description

Adapts a PCPS acquisition block to an [AcquisitionInterface](#) for Galileo E5b data and pilot Signals.

#### Author

Piyush Gupta, 2020. [piyush04111999@gmail.com](mailto:piyush04111999@gmail.com)

#### Note

Code added as part of GSoC 2020 program.

GNSS-SDR is a Global Navigation Satellite System software-defined receiver. This file is part of GNSS-SDR.

Copyright (C) 2010-2020 (see AUTHORS file for a list of contributors) SPDX-License-Identifier: GPL-3.0-or-later

## 11.118 galileo\_e5b\_pcps\_acquisition\_fpga.h File Reference

Adapts a PCPS acquisition block to an [AcquisitionInterface](#) for Galileo E5b data and pilot Signals for the FPGA.

```
#include "channel_fsm.h"
#include "gnss_synchro.h"
#include "pcps_acquisition_fpga.h"
#include <volk_gnssssdr/volk_gnssssdr_alloc.h>
#include <memory>
#include <string>
```

### Classes

- class [GalileoE5bPcpsAcquisitionFpga](#)

*This class adapts a PCPS acquisition block off-loaded on an FPGA to an [AcquisitionInterface](#) for Galileo E5b signals.*

### 11.118.1 Detailed Description

Adapts a PCPS acquisition block to an [AcquisitionInterface](#) for Galileo E5b data and pilot Signals for the FPGA.

#### Author

Piyush Gupta, 2020. [piyush04111999@gmail.com](mailto:piyush04111999@gmail.com)

#### Note

Code added as part of GSoC 2020 Program.

GNSS-SDR is a Global Navigation Satellite System software-defined receiver. This file is part of GNSS-SDR.

Copyright (C) 2010-2020 (see AUTHORS file for a list of contributors) SPDX-License-Identifier: GPL-3.0-or-later

## 11.119 galileo\_e5b\_telemetry\_decoder.h File Reference

Interface of an adapter of a GALILEO E5B NAV data decoder block to a [TelemetryDecoderInterface](#).

```
#include "galileo_telemetry_decoder_gs.h"
#include "gnss_satellite.h"
#include "gnss_synchro.h"
#include "telemetry_decoder_interface.h"
#include "tlm_conf.h"
#include <gnuradio/runtime_types.h>
#include <cstdio>
#include <string>
```

### Classes

- class [GalileoE5bTelemetryDecoder](#)

*This class implements a NAV data decoder for Galileo INAV frames in E5b radio link.*

### 11.119.1 Detailed Description

Interface of an adapter of a GALILEO E5B NAV data decoder block to a [TelemetryDecoderInterface](#).

#### Author

Piyush Gupta 2020 [piyush04111999@gmail.com](mailto:piyush04111999@gmail.com).

#### Note

Code added as part of GSoC 2020 Program.

GNSS-SDR is a Global Navigation Satellite System software-defined receiver. This file is part of GNSS-SDR.

Copyright (C) 2010-2020 (see AUTHORS file for a list of contributors) SPDX-License-Identifier: GPL-3.0-or-later

## 11.120 Galileo\_E6.h File Reference

Defines system parameters for Galileo E6 B/C signal, as published at: European Union, E6-B/C Codes Technical Note, Issue 1, January 2019.

```
#include "gnss_frequencies.h"
#include <cstdint>
#include <stdint>
```

### Variables

- constexpr double [GALILEO\\_E6\\_FREQ\\_HZ](#) = [FREQ6](#)  
*Galileo E6 carrier frequency [Hz].*
- constexpr double [GALILEO\\_E6\\_B\\_CODE\\_CHIP\\_RATE\\_CPS](#) = 5.115e6  
*Galileo E6 B code rate [chips/s].*
- constexpr double [GALILEO\\_E6\\_C\\_CODE\\_CHIP\\_RATE\\_CPS](#) = 5.115e6  
*Galileo E6 C code rate [chips/s].*
- constexpr double [GALILEO\\_E6\\_CODE\\_PERIOD\\_S](#) = 0.001  
*Galileo E6 code period [s].*
- constexpr double [GALILEO\\_E6\\_B\\_CODE\\_LENGTH\\_CHIPS](#) = 5115.0  
*Galileo E6 B code length [chips].*
- constexpr double [GALILEO\\_E6\\_C\\_CODE\\_LENGTH\\_CHIPS](#) = 5115.0  
*Galileo E6 C code length [chips].*
- constexpr double [GALILEO\\_E6\\_C\\_SECONDARY\\_CODE\\_LENGTH\\_CHIPS](#) = 100.0  
*Galileo E6 C secondary code length [chips].*
- constexpr uint32\_t [GALILEO\\_E6\\_CODE\\_PERIOD\\_MS](#) = 1  
*Galileo E& B/C code period [ms].*
- constexpr int32\_t [GALILEO\\_E6\\_NUMBER\\_OF\\_CODES](#) = 50
- constexpr uint32\_t [GALILEO\\_E6\\_OPT\\_ACQ\\_FS\\_SPS](#) = 10000000
- constexpr size\_t [GALILEO\\_E6\\_B\\_PRIMARY\\_CODE\\_STR\\_LENGTH](#) = 1279
- constexpr char [GALILEO\\_E6\\_B\\_PRIMARY\\_CODE](#) [[GALILEO\\_E6\\_NUMBER\\_OF\\_CODES](#)][1280]
- constexpr size\_t [GALILEO\\_E6\\_C\\_PRIMARY\\_CODE\\_STR\\_LENGTH](#) = 1279
- constexpr char [GALILEO\\_E6\\_C\\_PRIMARY\\_CODE](#) [[GALILEO\\_E6\\_NUMBER\\_OF\\_CODES](#)][1280]
- constexpr size\_t [GALILEO\\_E6\\_C\\_SECONDARY\\_CODE\\_STR\\_LENGTH](#) = 25
- constexpr char [GALILEO\\_E6\\_C\\_SECONDARY\\_CODE](#) [[GALILEO\\_E6\\_NUMBER\\_OF\\_CODES](#)][26]

### 11.120.1 Detailed Description

Defines system parameters for Galileo E6 B/C signal, as published at: European Union, E6-B/C Codes Technical Note, Issue 1, January 2019.

#### Author

Carles Fernandez-Prades, 2020. [cfernandez@cttc.es](mailto:cfernandez@cttc.es)

GNSS-SDR is a Global Navigation Satellite System software-defined receiver. This file is part of GNSS-SDR.

Copyright (C) 2010-2020 (see AUTHORS file for a list of contributors) SPDX-License-Identifier: GPL-3.0-or-later

## 11.121 galileo\_e6\_dll\_pll\_tracking.h File Reference

Adapts a code DLL + carrier PLL tracking block to a [TrackingInterface](#) for Galileo E6 signals.

```
#include "dll_pll_veml_tracking.h"
#include "tracking_interface.h"
#include <string>
```

### Classes

- class [GalileoE6DllPllTracking](#)  
*This class implements a code DLL + carrier PLL tracking loop.*

### 11.121.1 Detailed Description

Adapts a code DLL + carrier PLL tracking block to a [TrackingInterface](#) for Galileo E6 signals.

#### Author

Carles Fernandez-Prades, 2020. cfernandez(at)cttc.es

GNSS-SDR is a Global Navigation Satellite System software-defined receiver. This file is part of GNSS-SDR.

Copyright (C) 2010-2020 (see AUTHORS file for a list of contributors) SPDX-License-Identifier: GPL-3.0-or-later

## 11.122 galileo\_e6\_has\_msg\_receiver.h File Reference

GNU Radio block that processes Galileo HAS message pages received from Galileo E6B telemetry blocks. After successful decoding, sends the content to the PVT block.

```
#include "Galileo_CNAV.h"
#include "galileo_has_data.h"
#include "gnss_block_interface.h"
#include "nav_message_packet.h"
#include <gnuradio/block.h>
#include <pmt/pmt.h>
#include <bitset>
#include <cstdint>
#include <memory>
#include <string>
#include <utility>
#include <vector>
```

### Classes

- class [galileo\\_e6\\_has\\_msg\\_receiver](#)  
*GNU Radio block that receives asynchronous Galileo HAS message pages from the telemetry blocks, stores them in memory, and decodes HAS messages when enough data have been received. The decoded HAS message is sent to the PVT block.*

## Typedefs

- using `galileo_e6_has_msg_receiver_sptr` = `gnss_shared_ptr`< [galileo\\_e6\\_has\\_msg\\_receiver](#) >

## Functions

- `galileo_e6_has_msg_receiver_sptr` [galileo\\_e6\\_has\\_msg\\_receiver\\_make](#) ()

### 11.122.1 Detailed Description

GNU Radio block that processes Galileo HAS message pages received from Galileo E6B telemetry blocks. After successful decoding, sends the content to the PVT block.

#### Author

Carles Fernandez-Prades, 2021. [cfernandez\(at\)cttc.es](mailto:cfernandez@cttc.es)  
 Javier Arribas, 2021. [jarribas\(at\)cttc.es](mailto:jarribas@cttc.es)

GNSS-SDR is a Global Navigation Satellite System software-defined receiver. This file is part of GNSS-SDR.

Copyright (C) 2010-2021 (see AUTHORS file for a list of contributors) SPDX-License-Identifier: GPL-3.0-or-later

## 11.123 galileo\_e6\_pcps\_acquisition.h File Reference

Adapts a PCPS acquisition block to an [AcquisitionInterface](#) for Galileo E6 B/C Signals.

```
#include "acq_conf.h"
#include "channel_fsm.h"
#include "complex_byte_to_float_x2.h"
#include "gnss_synchro.h"
#include "pcps_acquisition.h"
#include <gnuradio/blocks/float_to_complex.h>
#include <volk_gnssdr/volk_gnssdr_alloc.h>
#include <memory>
#include <string>
```

## Classes

- class [GalileoE6PcpsAcquisition](#)

*This class adapts a PCPS acquisition block to an [AcquisitionInterface](#) for Galileo E6 Signals.*

### 11.123.1 Detailed Description

Adapts a PCPS acquisition block to an [AcquisitionInterface](#) for Galileo E6 B/C Signals.

#### Author

Carles Fernandez-Prades, 2020. [cfernandez\(at\)cttc.es](mailto:cfernandez@cttc.es)

GNSS-SDR is a Global Navigation Satellite System software-defined receiver. This file is part of GNSS-SDR.

Copyright (C) 2010-2020 (see AUTHORS file for a list of contributors) SPDX-License-Identifier: GPL-3.0-or-later

## 11.124 galileo\_e6\_signal\_replica.h File Reference

This library implements various functions for Galileo E6 signal replica generation.

```
#include <array>
#include <complex>
#include <cstdint>
#include <string>
#include <gsl/gsl-lite.hpp>
```

### Functions

- void [galileo\\_e6\\_b\\_code\\_gen\\_complex\\_primary](#) (own::span< std::complex< float >> dest, int32\_t prn)  
*Generates Galileo E6B code at 1 sample/chip.*
- void [galileo\\_e6\\_b\\_code\\_gen\\_float\\_primary](#) (own::span< float > dest, int32\_t prn)  
*Generates Galileo E6B code at 1 sample/chip.*
- void [galileo\\_e6\\_b\\_code\\_gen\\_complex\\_sampled](#) (own::span< std::complex< float >> dest, uint32\_t prn, int32\_t sampling\_freq, uint32\_t chip\_shift)  
*Generates Galileo E6B complex code, shifted to the desired chip and sampled at a frequency sampling\_freq.*
- void [galileo\\_e6\\_c\\_code\\_gen\\_complex\\_primary](#) (own::span< std::complex< float >> dest, int32\_t prn)  
*Generates Galileo E6C codes at 1 sample/chip.*
- void [galileo\\_e6\\_c\\_code\\_gen\\_float\\_primary](#) (own::span< float > dest, int32\_t prn)  
*Generates Galileo E6C codes at 1 sample/chip.*
- void [galileo\\_e6\\_c\\_code\\_gen\\_complex\\_sampled](#) (own::span< std::complex< float >> dest, uint32\_t prn, int32\_t sampling\_freq, uint32\_t chip\_shift)  
*Generates Galileo E6C complex codes, shifted to the desired chip and sampled at a frequency sampling\_freq.*
- void [galileo\\_e6\\_c\\_secondary\\_code\\_gen\\_complex](#) (own::span< std::complex< float >> dest, int32\_t prn)  
*Generates Galileo E6C secondary codes at 1 sample/chip.*
- void [galileo\\_e6\\_c\\_secondary\\_code\\_gen\\_float](#) (own::span< float > dest, int32\_t prn)  
*Generates Galileo E6C secondary codes at 1 sample/chip.*
- std::string [galileo\\_e6\\_c\\_secondary\\_code](#) (int32\_t prn)  
*Generates a string with Galileo E6C secondary codes at 1 sample/chip.*

### 11.124.1 Detailed Description

This library implements various functions for Galileo E6 signal replica generation.

#### Author

Carles Fernandez-Prades, 2020. cfernandez(at)cttc.es

GNSS-SDR is a Global Navigation Satellite System software-defined receiver. This file is part of GNSS-SDR.

Copyright (C) 2010-2020 (see AUTHORS file for a list of contributors) SPDX-License-Identifier: GPL-3.0-or-later



## 11.125 galileo\_e6\_telemetry\_decoder.h File Reference

Interface of an adapter of a GALILEO E6 CNAV data decoder block to a [TelemetryDecoderInterface](#).

```
#include "galileo_telemetry_decoder_gs.h"
#include "gnss_satellite.h"
#include "gnss_synchro.h"
#include "telemetry_decoder_interface.h"
#include "tlm_conf.h"
#include <gnuradio/runtime_types.h>
#include <cstdint>
#include <string>
```

### Classes

- class [GalileoE6TelemetryDecoder](#)

*This class implements a NAV data decoder for Galileo CNAV frames in E6 radio link.*

### 11.125.1 Detailed Description

Interface of an adapter of a GALILEO E6 CNAV data decoder block to a [TelemetryDecoderInterface](#).

#### Author

Carles Fernandez-Prades, 2020 [cfernandez@cttc.es](mailto:cfernandez@cttc.es)

GNSS-SDR is a Global Navigation Satellite System software-defined receiver. This file is part of GNSS-SDR.

Copyright (C) 2010-2020 (see AUTHORS file for a list of contributors) SPDX-License-Identifier: GPL-3.0-or-later

## 11.126 galileo\_ephemeris.h File Reference

Interface of a Galileo EPHEMERIS storage.

```
#include "gnss_ephemeris.h"
#include <boost/serialization/nvp.hpp>
#include <cstdint>
```

### Classes

- class [Galileo\\_Ephemeris](#)

*This class is a storage and orbital model functions for the Galileo SV ephemeris data as described in Galileo ICD paragraph 5.1.1.*

### 11.126.1 Detailed Description

Interface of a Galileo EPHEMERIS storage.

#### Author

Javier Arribas, 2013. jarribas(at)cttc.es,  
Mara Branzanti 2013. mara.branzanti(at)gmail.com

GNSS-SDR is a Global Navigation Satellite System software-defined receiver. This file is part of GNSS-SDR.

Copyright (C) 2010-2020 (see AUTHORS file for a list of contributors) SPDX-License-Identifier: GPL-3.0-or-later

## 11.127 Galileo\_FNAV.h File Reference

Galileo FNAV message constants.

```
#include "MATH_CONSTANTS.h"
#include <cstdint>
#include <utility>
#include <vector>
```

### Functions

- `const std::vector< std::pair< int32_t, int32_t > > FNAV_PAGE_TYPE_BIT` {{{1, 6}}}
- `const std::vector< std::pair< int32_t, int32_t > > FNAV_SV_ID_PRN_1_BIT` {{{7, 6}}}
- `const std::vector< std::pair< int32_t, int32_t > > FNAV_IO_DNAV_1_BIT` {{{13, 10}}}
- `const std::vector< std::pair< int32_t, int32_t > > FNAV_T0C_1_BIT` {{{23, 14}}}
- `const std::vector< std::pair< int32_t, int32_t > > FNAV_AF0_1_BIT` {{{37, 31}}}
- `const std::vector< std::pair< int32_t, int32_t > > FNAV_AF1_1_BIT` {{{68, 21}}}
- `const std::vector< std::pair< int32_t, int32_t > > FNAV_AF2_1_BIT` {{{89, 6}}}
- `const std::vector< std::pair< int32_t, int32_t > > FNAV_SISA_1_BIT` {{{95, 8}}}
- `const std::vector< std::pair< int32_t, int32_t > > FNAV_AI0_1_BIT` {{{103, 11}}}
- `const std::vector< std::pair< int32_t, int32_t > > FNAV_AI1_1_BIT` {{{114, 11}}}
- `const std::vector< std::pair< int32_t, int32_t > > FNAV_AI2_1_BIT` {{{125, 14}}}
- `const std::vector< std::pair< int32_t, int32_t > > FNAV_REGION1_1_BIT` {{{139, 1}}}
- `const std::vector< std::pair< int32_t, int32_t > > FNAV_REGION2_1_BIT` {{{140, 1}}}
- `const std::vector< std::pair< int32_t, int32_t > > FNAV_REGION3_1_BIT` {{{141, 1}}}
- `const std::vector< std::pair< int32_t, int32_t > > FNAV_REGION4_1_BIT` {{{142, 1}}}
- `const std::vector< std::pair< int32_t, int32_t > > FNAV_REGION5_1_BIT` {{{143, 1}}}
- `const std::vector< std::pair< int32_t, int32_t > > FNAV_BGD_1_BIT` {{{144, 10}}}
- `const std::vector< std::pair< int32_t, int32_t > > FNAV_E5AHS_1_BIT` {{{154, 2}}}
- `const std::vector< std::pair< int32_t, int32_t > > FNAV_WN_1_BIT` {{{156, 12}}}
- `const std::vector< std::pair< int32_t, int32_t > > FNAV_TOW_1_BIT` {{{168, 20}}}
- `const std::vector< std::pair< int32_t, int32_t > > FNAV_E5ADVS_1_BIT` {{{188, 1}}}
- `const std::vector< std::pair< int32_t, int32_t > > FNAV_IO_DNAV_2_BIT` {{{7, 10}}}
- `const std::vector< std::pair< int32_t, int32_t > > FNAV_M0_2_BIT` {{{17, 32}}}
- `const std::vector< std::pair< int32_t, int32_t > > FNAV_OMEGADOT_2_BIT` {{{49, 24}}}
- `const std::vector< std::pair< int32_t, int32_t > > FNAV_E_2_BIT` {{{73, 32}}}
- `const std::vector< std::pair< int32_t, int32_t > > FNAV_A12_2_BIT` {{{105, 32}}}

- `const std::vector< std::pair< int32_t, int32_t > > FNAV_OMEGA0_2_BIT {{{137, 32}}}`
- `const std::vector< std::pair< int32_t, int32_t > > FNAV_IDOT_2_BIT {{{169, 14}}}`
- `const std::vector< std::pair< int32_t, int32_t > > FNAV_WN_2_BIT {{{183, 12}}}`
- `const std::vector< std::pair< int32_t, int32_t > > FNAV_TOW_2_BIT {{{195, 20}}}`
- `const std::vector< std::pair< int32_t, int32_t > > FNAV_IO_DNAV_3_BIT {{{7, 10}}}`
- `const std::vector< std::pair< int32_t, int32_t > > FNAV_I0_3_BIT {{{17, 32}}}`
- `const std::vector< std::pair< int32_t, int32_t > > FNAV_W_3_BIT {{{49, 32}}}`
- `const std::vector< std::pair< int32_t, int32_t > > FNAV_DELTAN_3_BIT {{{81, 16}}}`
- `const std::vector< std::pair< int32_t, int32_t > > FNAV_CUC_3_BIT {{{97, 16}}}`
- `const std::vector< std::pair< int32_t, int32_t > > FNAV_CUS_3_BIT {{{113, 16}}}`
- `const std::vector< std::pair< int32_t, int32_t > > FNAV_CRC_3_BIT {{{129, 16}}}`
- `const std::vector< std::pair< int32_t, int32_t > > FNAV_CRS_3_BIT {{{145, 16}}}`
- `const std::vector< std::pair< int32_t, int32_t > > FNAV_T0E_3_BIT {{{161, 14}}}`
- `const std::vector< std::pair< int32_t, int32_t > > FNAV_WN_3_BIT {{{175, 12}}}`
- `const std::vector< std::pair< int32_t, int32_t > > FNAV_TOW_3_BIT {{{187, 20}}}`
- `const std::vector< std::pair< int32_t, int32_t > > FNAV_IO_DNAV_4_BIT {{{7, 10}}}`
- `const std::vector< std::pair< int32_t, int32_t > > FNAV_CIC_4_BIT {{{17, 16}}}`
- `const std::vector< std::pair< int32_t, int32_t > > FNAV_CIS_4_BIT {{{33, 16}}}`
- `const std::vector< std::pair< int32_t, int32_t > > FNAV_A0_4_BIT {{{49, 32}}}`
- `const std::vector< std::pair< int32_t, int32_t > > FNAV_A1_4_BIT {{{81, 24}}}`
- `const std::vector< std::pair< int32_t, int32_t > > FNAV_DELTATLS_4_BIT {{{105, 8}}}`
- `const std::vector< std::pair< int32_t, int32_t > > FNAV_T0T_4_BIT {{{113, 8}}}`
- `const std::vector< std::pair< int32_t, int32_t > > FNAV_W_NOT_4_BIT {{{121, 8}}}`
- `const std::vector< std::pair< int32_t, int32_t > > FNAV_W_NLSF_4_BIT {{{129, 8}}}`
- `const std::vector< std::pair< int32_t, int32_t > > FNAV_DN_4_BIT {{{137, 3}}}`
- `const std::vector< std::pair< int32_t, int32_t > > FNAV_DELTATLSF_4_BIT {{{140, 8}}}`
- `const std::vector< std::pair< int32_t, int32_t > > FNAV_T0G_4_BIT {{{148, 8}}}`
- `const std::vector< std::pair< int32_t, int32_t > > FNAV_A0G_4_BIT {{{156, 16}}}`
- `const std::vector< std::pair< int32_t, int32_t > > FNAV_A1G_4_BIT {{{172, 12}}}`
- `const std::vector< std::pair< int32_t, int32_t > > FNAV_W_N0G_4_BIT {{{184, 6}}}`
- `const std::vector< std::pair< int32_t, int32_t > > FNAV_TOW_4_BIT {{{190, 20}}}`
- `const std::vector< std::pair< int32_t, int32_t > > FNAV_IO_DA_5_BIT {{{7, 4}}}`
- `const std::vector< std::pair< int32_t, int32_t > > FNAV_W_NA_5_BIT {{{11, 2}}}`
- `const std::vector< std::pair< int32_t, int32_t > > FNAV_T0A_5_BIT {{{13, 10}}}`
- `const std::vector< std::pair< int32_t, int32_t > > FNAV_SVI_D1_5_BIT {{{23, 6}}}`
- `const std::vector< std::pair< int32_t, int32_t > > FNAV_DELTAA12_1_5_BIT {{{29, 13}}}`
- `const std::vector< std::pair< int32_t, int32_t > > FNAV_E_1_5_BIT {{{42, 11}}}`
- `const std::vector< std::pair< int32_t, int32_t > > FNAV_W_1_5_BIT {{{53, 16}}}`
- `const std::vector< std::pair< int32_t, int32_t > > FNAV_DELTAI_1_5_BIT {{{69, 11}}}`
- `const std::vector< std::pair< int32_t, int32_t > > FNAV_OMEGA0_1_5_BIT {{{80, 16}}}`
- `const std::vector< std::pair< int32_t, int32_t > > FNAV_OMEGADOT_1_5_BIT {{{96, 11}}}`
- `const std::vector< std::pair< int32_t, int32_t > > FNAV_M0_1_5_BIT {{{107, 16}}}`
- `const std::vector< std::pair< int32_t, int32_t > > FNAV_AF0_1_5_BIT {{{123, 16}}}`
- `const std::vector< std::pair< int32_t, int32_t > > FNAV_AF1_1_5_BIT {{{139, 13}}}`
- `const std::vector< std::pair< int32_t, int32_t > > FNAV_E5AHS_1_5_BIT {{{152, 2}}}`
- `const std::vector< std::pair< int32_t, int32_t > > FNAV_SVI_D2_5_BIT {{{154, 6}}}`
- `const std::vector< std::pair< int32_t, int32_t > > FNAV_DELTAA12_2_5_BIT {{{160, 13}}}`
- `const std::vector< std::pair< int32_t, int32_t > > FNAV_E_2_5_BIT {{{173, 11}}}`
- `const std::vector< std::pair< int32_t, int32_t > > FNAV_W_2_5_BIT {{{184, 16}}}`
- `const std::vector< std::pair< int32_t, int32_t > > FNAV_DELTAI_2_5_BIT {{{200, 11}}}`
- `const std::vector< std::pair< int32_t, int32_t > > FNAV_IO_DA_6_BIT {{{7, 4}}}`
- `const std::vector< std::pair< int32_t, int32_t > > FNAV_OMEGADOT_2_6_BIT {{{23, 11}}}`
- `const std::vector< std::pair< int32_t, int32_t > > FNAV_M0_2_6_BIT {{{34, 16}}}`
- `const std::vector< std::pair< int32_t, int32_t > > FNAV_AF0_2_6_BIT {{{50, 16}}}`
- `const std::vector< std::pair< int32_t, int32_t > > FNAV_AF1_2_6_BIT {{{66, 13}}}`

- `const std::vector< std::pair< int32_t, int32_t > > FNAV_E5AHS_2_6_BIT {{{79, 2}}}`
- `const std::vector< std::pair< int32_t, int32_t > > FNAV_SVI_D3_6_BIT {{{81, 6}}}`
- `const std::vector< std::pair< int32_t, int32_t > > FNAV_DELTAA12_3_6_BIT {{{87, 13}}}`
- `const std::vector< std::pair< int32_t, int32_t > > FNAV_E_3_6_BIT {{{100, 11}}}`
- `const std::vector< std::pair< int32_t, int32_t > > FNAV_W_3_6_BIT {{{111, 16}}}`
- `const std::vector< std::pair< int32_t, int32_t > > FNAV_DELTAI_3_6_BIT {{{127, 11}}}`
- `const std::vector< std::pair< int32_t, int32_t > > FNAV_OMEGA0_3_6_BIT {{{138, 16}}}`
- `const std::vector< std::pair< int32_t, int32_t > > FNAV_OMEGADOT_3_6_BIT {{{154, 11}}}`
- `const std::vector< std::pair< int32_t, int32_t > > FNAV_M0_3_6_BIT {{{165, 16}}}`
- `const std::vector< std::pair< int32_t, int32_t > > FNAV_AF0_3_6_BIT {{{181, 16}}}`
- `const std::vector< std::pair< int32_t, int32_t > > FNAV_AF1_3_6_BIT {{{197, 13}}}`
- `const std::vector< std::pair< int32_t, int32_t > > FNAV_E5AHS_3_6_BIT {{{210, 2}}}`

## Variables

- `constexpr int32_t FNAV_T0C_1_LSB = 60`
- `constexpr double FNAV_AF0_1_LSB = TWO_N34`
- `constexpr double FNAV_AF1_1_LSB = TWO_N46`
- `constexpr double FNAV_AF2_1_LSB = TWO_N59`
- `constexpr double FNAV_AI0_1_LSB = TWO_N2`
- `constexpr double FNAV_AI1_1_LSB = TWO_N8`
- `constexpr double FNAV_AI2_1_LSB = TWO_N15`
- `constexpr double FNAV_BGD_1_LSB = TWO_N32`
- `constexpr double FNAV_M0_2_LSB = PI_TWO_N31`
- `constexpr double FNAV_OMEGADOT_2_LSB = PI_TWO_N43`
- `constexpr double FNAV_E_2_LSB = TWO_N33`
- `constexpr double FNAV_A12_2_LSB = TWO_N19`
- `constexpr double FNAV_OMEGA0_2_LSB = PI_TWO_N31`
- `constexpr double FNAV_IDOT_2_LSB = PI_TWO_N43`
- `constexpr double FNAV_I0_3_LSB = PI_TWO_N31`
- `constexpr double FNAV_W_3_LSB = PI_TWO_N31`
- `constexpr double FNAV_DELTAN_3_LSB = PI_TWO_N43`
- `constexpr double FNAV_CUC_3_LSB = TWO_N29`
- `constexpr double FNAV_CUS_3_LSB = TWO_N29`
- `constexpr double FNAV_CRC_3_LSB = TWO_N5`
- `constexpr double FNAV_CRS_3_LSB = TWO_N5`
- `constexpr int32_t FNAV_T0E_3_LSB = 60`
- `constexpr double FNAV_CIC_4_LSB = TWO_N29`
- `constexpr double FNAV_CIS_4_LSB = TWO_N29`
- `constexpr double FNAV_A0_4_LSB = TWO_N30`
- `constexpr double FNAV_A1_4_LSB = TWO_N50`
- `constexpr int32_t FNAV_T0T_4_LSB = 3600`
- `constexpr int32_t FNAV_T0G_4_LSB = 3600`
- `constexpr double FNAV_A0G_4_LSB = TWO_N35`
- `constexpr double FNAV_A1G_4_LSB = TWO_N51`
- `constexpr int32_t FNAV_T0A_5_LSB = 600`
- `constexpr double FNAV_DELTAA12_5_LSB = TWO_N9`
- `constexpr double FNAV_E_5_LSB = TWO_N16`
- `constexpr double FNAV_W_5_LSB = TWO_N15`
- `constexpr double FNAV_DELTAI_5_LSB = TWO_N14`
- `constexpr double FNAV_OMEGA0_5_LSB = TWO_N15`
- `constexpr double FNAV_OMEGADOT_5_LSB = TWO_N33`
- `constexpr double FNAV_M0_5_LSB = TWO_N15`
- `constexpr double FNAV_AF0_5_LSB = TWO_N19`
- `constexpr double FNAV_AF1_5_LSB = TWO_N38`

### 11.127.1 Detailed Description

Galileo FNAV message constants.

#### Author

Carles Fernandez, 2020. cfernandez(at)cttc.es

GNSS-SDR is a Global Navigation Satellite System software-defined receiver. This file is part of GNSS-SDR.

Copyright (C) 2010-2020 (see AUTHORS file for a list of contributors) SPDX-License-Identifier: GPL-3.0-or-later

## 11.128 galileo\_fnav\_message.h File Reference

Implementation of a Galileo F/NAV Data message as described in Galileo OS SIS ICD Issue 1.2 (Nov. 2015)

```
#include "Galileo_E5a.h"
#include "Galileo_FNAV.h"
#include "galileo_almanac_helper.h"
#include "galileo_ephemeris.h"
#include "galileo_iono.h"
#include "galileo_utc_model.h"
#include <bitset>
#include <stdint>
#include <string>
#include <utility>
#include <vector>
```

### Classes

- class [Galileo\\_Fnav\\_Message](#)

*This class handles the Galileo F/NAV Data message, as described in the Galileo Open Service Signal in Space Interface Control Document (OS SIS ICD), Issue 2.0 (Jan. 2021). See [https://www.gsc-europa.eu/sites/default/files/sites/all/files/Galileo\\_OS\\_SIS\\_ICD\\_v2.0.pdf](https://www.gsc-europa.eu/sites/default/files/sites/all/files/Galileo_OS_SIS_ICD_v2.0.pdf).*

### 11.128.1 Detailed Description

Implementation of a Galileo F/NAV Data message as described in Galileo OS SIS ICD Issue 1.2 (Nov. 2015)

#### Author

Marc Sales, 2014. marcsales92(at)gmail.com on work from:

- Javier Arribas, 2011. jarribas(at)cttc.es

GNSS-SDR is a Global Navigation Satellite System software-defined receiver. This file is part of GNSS-SDR.

Copyright (C) 2010-2020 (see AUTHORS file for a list of contributors) SPDX-License-Identifier: GPL-3.0-or-later

## 11.129 galileo\_has\_data.h File Reference

Class for Galileo HAS message type 1 data storage.

```
#include <cstdint>
#include <string>
#include <vector>
```

### Classes

- struct [mt1\\_header](#)
- class [Galileo\\_HAS\\_data](#)

*This class is a storage for Galileo HAS message type 1, as defined in Galileo High Accuracy Service E6-B Signal-In-Space Message Specification v1.2 (April 2020).*

### 11.129.1 Detailed Description

Class for Galileo HAS message type 1 data storage.

#### Author

Carles Fernandez-Prades, 2020-2021 cfernandez(at)cttc.es

GNSS-SDR is a Global Navigation Satellite System software-defined receiver. This file is part of GNSS-SDR.

Copyright (C) 2010-2021 (see AUTHORS file for a list of contributors) SPDX-License-Identifier: GPL-3.0-or-later

## 11.130 galileo\_has\_page.h File Reference

Class for Galileo HAS message page storage.

```
#include <cstdint>
#include <string>
```

### Classes

- class [Galileo\\_HAS\\_page](#)

*This class is a storage for Galileo HAS message page, as defined in Galileo High Accuracy Service E6-B Signal-In-Space Message Specification v1.2 (April 2020).*

### 11.130.1 Detailed Description

Class for Galileo HAS message page storage.

#### Author

Carles Fernandez-Prades, 2021 cfernandez(at)cttc.es

GNSS-SDR is a Global Navigation Satellite System software-defined receiver. This file is part of GNSS-SDR.

Copyright (C) 2010-2021 (see AUTHORS file for a list of contributors) SPDX-License-Identifier: GPL-3.0-or-later

## 11.131 Galileo\_INAV.h File Reference

Galileo INAV message constants.

```
#include "MATH_CONSTANTS.h"
#include <cstdint>
#include <cstdint>
#include <utility>
#include <vector>
```

### Functions

- `const std::vector< std::pair< int32_t, int32_t > > TYPE {{{1, 6}}}`
- `const std::vector< std::pair< int32_t, int32_t > > PAGE_TYPE_BIT {{{1, 6}}}`
- `const std::vector< std::pair< int32_t, int32_t > > IOD_NAV_1_BIT {{{7, 10}}}`
- `const std::vector< std::pair< int32_t, int32_t > > T0_E_1_BIT {{{17, 14}}}`
- `const std::vector< std::pair< int32_t, int32_t > > M0_1_BIT {{{31, 32}}}`
- `const std::vector< std::pair< int32_t, int32_t > > E_1_BIT {{{63, 32}}}`
- `const std::vector< std::pair< int32_t, int32_t > > A_1_BIT {{{95, 32}}}`
- `const std::vector< std::pair< int32_t, int32_t > > IOD_NAV_2_BIT {{{7, 10}}}`
- `const std::vector< std::pair< int32_t, int32_t > > OMEGA_0_2_BIT {{{17, 32}}}`
- `const std::vector< std::pair< int32_t, int32_t > > I_0_2_BIT {{{49, 32}}}`
- `const std::vector< std::pair< int32_t, int32_t > > OMEGA_2_BIT {{{81, 32}}}`
- `const std::vector< std::pair< int32_t, int32_t > > I_DOT_2_BIT {{{113, 14}}}`
- `const std::vector< std::pair< int32_t, int32_t > > IOD_NAV_3_BIT {{{7, 10}}}`
- `const std::vector< std::pair< int32_t, int32_t > > OMEGA_DOT_3_BIT {{{17, 24}}}`
- `const std::vector< std::pair< int32_t, int32_t > > DELTA_N_3_BIT {{{41, 16}}}`
- `const std::vector< std::pair< int32_t, int32_t > > C_UC_3_BIT {{{57, 16}}}`
- `const std::vector< std::pair< int32_t, int32_t > > C_US_3_BIT {{{73, 16}}}`
- `const std::vector< std::pair< int32_t, int32_t > > C_RC_3_BIT {{{89, 16}}}`
- `const std::vector< std::pair< int32_t, int32_t > > C_RS_3_BIT {{{105, 16}}}`
- `const std::vector< std::pair< int32_t, int32_t > > SISA_3_BIT {{{121, 8}}}`
- `const std::vector< std::pair< int32_t, int32_t > > IOD_NAV_4_BIT {{{7, 10}}}`
- `const std::vector< std::pair< int32_t, int32_t > > SV_ID_PRN_4_BIT {{{17, 6}}}`
- `const std::vector< std::pair< int32_t, int32_t > > C_IC_4_BIT {{{23, 16}}}`
- `const std::vector< std::pair< int32_t, int32_t > > C_IS_4_BIT {{{39, 16}}}`
- `const std::vector< std::pair< int32_t, int32_t > > T0C_4_BIT {{{55, 14}}}`
- `const std::vector< std::pair< int32_t, int32_t > > AF0_4_BIT {{{69, 31}}}`

- `const std::vector< std::pair< int32_t, int32_t > > AF1_4_BIT {{{100, 21}}}`
- `const std::vector< std::pair< int32_t, int32_t > > AF2_4_BIT {{{121, 6}}}`
- `const std::vector< std::pair< int32_t, int32_t > > SPARE_4_BIT {{{127, 2}}}`
- `const std::vector< std::pair< int32_t, int32_t > > AI0_5_BIT {{{7, 11}}}`
- `const std::vector< std::pair< int32_t, int32_t > > AI1_5_BIT {{{18, 11}}}`
- `const std::vector< std::pair< int32_t, int32_t > > AI2_5_BIT {{{29, 14}}}`
- `const std::vector< std::pair< int32_t, int32_t > > REGION1_5_BIT {{{43, 1}}}`
- `const std::vector< std::pair< int32_t, int32_t > > REGION2_5_BIT {{{44, 1}}}`
- `const std::vector< std::pair< int32_t, int32_t > > REGION3_5_BIT {{{45, 1}}}`
- `const std::vector< std::pair< int32_t, int32_t > > REGION4_5_BIT {{{46, 1}}}`
- `const std::vector< std::pair< int32_t, int32_t > > REGION5_5_BIT {{{47, 1}}}`
- `const std::vector< std::pair< int32_t, int32_t > > BGD_E1_E5A_5_BIT {{{48, 10}}}`
- `const std::vector< std::pair< int32_t, int32_t > > BGD_E1_E5B_5_BIT {{{58, 10}}}`
- `const std::vector< std::pair< int32_t, int32_t > > E5B_HS_5_BIT {{{68, 2}}}`
- `const std::vector< std::pair< int32_t, int32_t > > E1_B_HS_5_BIT {{{70, 2}}}`
- `const std::vector< std::pair< int32_t, int32_t > > E5B_DVS_5_BIT {{{72, 1}}}`
- `const std::vector< std::pair< int32_t, int32_t > > E1_B_DVS_5_BIT {{{73, 1}}}`
- `const std::vector< std::pair< int32_t, int32_t > > WN_5_BIT {{{74, 12}}}`
- `const std::vector< std::pair< int32_t, int32_t > > TOW_5_BIT {{{86, 20}}}`
- `const std::vector< std::pair< int32_t, int32_t > > SPARE_5_BIT {{{106, 23}}}`
- `const std::vector< std::pair< int32_t, int32_t > > A0_6_BIT {{{7, 32}}}`
- `const std::vector< std::pair< int32_t, int32_t > > A1_6_BIT {{{39, 24}}}`
- `const std::vector< std::pair< int32_t, int32_t > > DELTA_T_LS_6_BIT {{{63, 8}}}`
- `const std::vector< std::pair< int32_t, int32_t > > T0T_6_BIT {{{71, 8}}}`
- `const std::vector< std::pair< int32_t, int32_t > > W_NOT_6_BIT {{{79, 8}}}`
- `const std::vector< std::pair< int32_t, int32_t > > WN_LSF_6_BIT {{{87, 8}}}`
- `const std::vector< std::pair< int32_t, int32_t > > DN_6_BIT {{{95, 3}}}`
- `const std::vector< std::pair< int32_t, int32_t > > DELTA_T_LSF_6_BIT {{{98, 8}}}`
- `const std::vector< std::pair< int32_t, int32_t > > TOW_6_BIT {{{106, 20}}}`
- `const std::vector< std::pair< int32_t, int32_t > > IOD_A_7_BIT {{{7, 4}}}`
- `const std::vector< std::pair< int32_t, int32_t > > WN_A_7_BIT {{{11, 2}}}`
- `const std::vector< std::pair< int32_t, int32_t > > T0A_7_BIT {{{13, 10}}}`
- `const std::vector< std::pair< int32_t, int32_t > > SVI_D1_7_BIT {{{23, 6}}}`
- `const std::vector< std::pair< int32_t, int32_t > > DELTA_A_7_BIT {{{29, 13}}}`
- `const std::vector< std::pair< int32_t, int32_t > > E_7_BIT {{{42, 11}}}`
- `const std::vector< std::pair< int32_t, int32_t > > OMEGA_7_BIT {{{53, 16}}}`
- `const std::vector< std::pair< int32_t, int32_t > > DELTA_I_7_BIT {{{69, 11}}}`
- `const std::vector< std::pair< int32_t, int32_t > > OMEGA0_7_BIT {{{80, 16}}}`
- `const std::vector< std::pair< int32_t, int32_t > > OMEGA_DOT_7_BIT {{{96, 11}}}`
- `const std::vector< std::pair< int32_t, int32_t > > M0_7_BIT {{{107, 16}}}`
- `const std::vector< std::pair< int32_t, int32_t > > IOD_A_8_BIT {{{7, 4}}}`
- `const std::vector< std::pair< int32_t, int32_t > > AF0_8_BIT {{{11, 16}}}`
- `const std::vector< std::pair< int32_t, int32_t > > AF1_8_BIT {{{27, 13}}}`
- `const std::vector< std::pair< int32_t, int32_t > > E5B_HS_8_BIT {{{40, 2}}}`
- `const std::vector< std::pair< int32_t, int32_t > > E1_B_HS_8_BIT {{{42, 2}}}`
- `const std::vector< std::pair< int32_t, int32_t > > SVI_D2_8_BIT {{{44, 6}}}`
- `const std::vector< std::pair< int32_t, int32_t > > DELTA_A_8_BIT {{{50, 13}}}`
- `const std::vector< std::pair< int32_t, int32_t > > E_8_BIT {{{63, 11}}}`
- `const std::vector< std::pair< int32_t, int32_t > > OMEGA_8_BIT {{{74, 16}}}`
- `const std::vector< std::pair< int32_t, int32_t > > DELTA_I_8_BIT {{{90, 11}}}`
- `const std::vector< std::pair< int32_t, int32_t > > OMEGA0_8_BIT {{{101, 16}}}`
- `const std::vector< std::pair< int32_t, int32_t > > OMEGA_DOT_8_BIT {{{117, 11}}}`
- `const std::vector< std::pair< int32_t, int32_t > > IOD_A_9_BIT {{{7, 4}}}`
- `const std::vector< std::pair< int32_t, int32_t > > WN_A_9_BIT {{{11, 2}}}`
- `const std::vector< std::pair< int32_t, int32_t > > T0A_9_BIT {{{13, 10}}}`



- `const std::vector< std::pair< int32_t, int32_t > > MO_9_BIT` ({23, 16}}
- `const std::vector< std::pair< int32_t, int32_t > > AF0_9_BIT` ({39, 16}}
- `const std::vector< std::pair< int32_t, int32_t > > AF1_9_BIT` ({55, 13}}
- `const std::vector< std::pair< int32_t, int32_t > > E5B_HS_9_BIT` ({68, 2}}
- `const std::vector< std::pair< int32_t, int32_t > > E1_B_HS_9_BIT` ({70, 2}}
- `const std::vector< std::pair< int32_t, int32_t > > SVI_D3_9_BIT` ({72, 6}}
- `const std::vector< std::pair< int32_t, int32_t > > DELTA_A_9_BIT` ({78, 13}}
- `const std::vector< std::pair< int32_t, int32_t > > E_9_BIT` ({91, 11}}
- `const std::vector< std::pair< int32_t, int32_t > > OMEGA_9_BIT` ({102, 16}}
- `const std::vector< std::pair< int32_t, int32_t > > DELTA_I_9_BIT` ({118, 11}}
- `const std::vector< std::pair< int32_t, int32_t > > IOD_A_10_BIT` ({7, 4}}
- `const std::vector< std::pair< int32_t, int32_t > > OMEGA0_10_BIT` ({11, 16}}
- `const std::vector< std::pair< int32_t, int32_t > > OMEGA_DOT_10_BIT` ({27, 11}}
- `const std::vector< std::pair< int32_t, int32_t > > MO_10_BIT` ({38, 16}}
- `const std::vector< std::pair< int32_t, int32_t > > AF0_10_BIT` ({54, 16}}
- `const std::vector< std::pair< int32_t, int32_t > > AF1_10_BIT` ({70, 13}}
- `const std::vector< std::pair< int32_t, int32_t > > E5B_HS_10_BIT` ({83, 2}}
- `const std::vector< std::pair< int32_t, int32_t > > E1_B_HS_10_BIT` ({85, 2}}
- `const std::vector< std::pair< int32_t, int32_t > > A_0_G_10_BIT` ({87, 16}}
- `const std::vector< std::pair< int32_t, int32_t > > A_1_G_10_BIT` ({103, 12}}
- `const std::vector< std::pair< int32_t, int32_t > > T_0_G_10_BIT` ({115, 8}}
- `const std::vector< std::pair< int32_t, int32_t > > WN_0_G_10_BIT` ({123, 6}}
- `const std::vector< std::pair< int32_t, int32_t > > CED_DeltaAred_BIT` ({7, 5}}
- `const std::vector< std::pair< int32_t, int32_t > > CED_exred_BIT` ({12, 13}}
- `const std::vector< std::pair< int32_t, int32_t > > CED_eyred_BIT` ({25, 13}}
- `const std::vector< std::pair< int32_t, int32_t > > CED_DeltaIred_BIT` ({38, 17}}
- `const std::vector< std::pair< int32_t, int32_t > > CED_Omega0red_BIT` ({55, 23}}
- `const std::vector< std::pair< int32_t, int32_t > > CED_lambda0red_BIT` ({78, 23}}
- `const std::vector< std::pair< int32_t, int32_t > > CED_af0red_BIT` ({101, 22}}
- `const std::vector< std::pair< int32_t, int32_t > > CED_af1red_BIT` ({123, 6}}
- `const std::vector< std::pair< int32_t, int32_t > > RS_IODNAV_LSBS` ({15, 2}}
- `const std::vector< std::pair< int32_t, int32_t > > TIME_0_BIT` ({7, 2}}
- `const std::vector< std::pair< int32_t, int32_t > > WN_0_BIT` ({97, 12}}
- `const std::vector< std::pair< int32_t, int32_t > > TOW_0_BIT` ({109, 20}}

## Variables

- `constexpr double GALILEO_INAV_PAGE_PART_WITH_PREABLE_SECONDS` = 2.04  
*Page Duration + (Galileo I/NAV Preamble bits)\*(Galileo E5b-I tiered Code Period(seconds))*
- `constexpr uint32_t GALILEO_INAV_PAGE_SYMBOLS` = 500  
*The complete Galileo INAV page length.*
- `constexpr int32_t GALILEO_INAV_PREAMBLE_LENGTH_BITS` = 10
- `constexpr int32_t GALILEO_INAV_PREAMBLE_PERIOD_SYMBOLS` = 250
- `constexpr int32_t GALILEO_INAV_PAGE_PART_SYMBOLS` = 250  
*Each Galileo INAV pages are composed of two parts (even and odd) each of 250 symbols, including preamble. See Galileo ICD 4.3.2.*
- `constexpr int32_t GALILEO_INAV_PAGE_PART_SECONDS` = 1
- `constexpr int32_t GALILEO_INAV_PAGE_PART_MS` = 1000
- `constexpr int32_t GALILEO_INAV_PAGE_SECONDS` = 2
- `constexpr int32_t GALILEO_INAV_INTERLEAVER_ROWS` = 8
- `constexpr int32_t GALILEO_INAV_INTERLEAVER_COLS` = 30
- `constexpr int32_t GALILEO_TELEMETRY_RATE_BITS_SECOND` = 250
- `constexpr int32_t GALILEO_PAGE_TYPE_BITS` = 6

- `constexpr int32_t GALILEO_DATA_JK_BITS = 128`
- `constexpr int32_t GALILEO_DATA_FRAME_BITS = 196`
- `constexpr int32_t GALILEO_DATA_FRAME_BYTES = 25`
- `constexpr char GALILEO_INAV_PREAMBLE [11] = "0101100000"`
- `constexpr int32_t T0E_1_LSB = 60`
- `constexpr double M0_1_LSB = PI_TWO_N31`
- `constexpr double E_1_LSB = TWO_N33`
- `constexpr double A_1_LSB_GAL = TWO_N19`
- `constexpr double OMEGA_0_2_LSB = PI_TWO_N31`
- `constexpr double I_0_2_LSB = PI_TWO_N31`
- `constexpr double OMEGA_2_LSB = PI_TWO_N31`
- `constexpr double I_DOT_2_LSB = PI_TWO_N43`
- `constexpr double OMEGA_DOT_3_LSB = PI_TWO_N43`
- `constexpr double DELTA_N_3_LSB = PI_TWO_N43`
- `constexpr double C_UC_3_LSB = TWO_N29`
- `constexpr double C_US_3_LSB = TWO_N29`
- `constexpr double C_RC_3_LSB = TWO_N5`
- `constexpr double C_RS_3_LSB = TWO_N5`
- `constexpr double C_IC_4_LSB = TWO_N29`
- `constexpr double C_IS_4_LSB = TWO_N29`
- `constexpr int32_t T0C_4_LSB = 60`
- `constexpr double AF0_4_LSB = TWO_N34`
- `constexpr double AF1_4_LSB = TWO_N46`
- `constexpr double AF2_4_LSB = TWO_N59`
- `constexpr double AI0_5_LSB = TWO_N2`
- `constexpr double AI1_5_LSB = TWO_N8`
- `constexpr double AI2_5_LSB = TWO_N15`
- `constexpr double BGD_E1_E5A_5_LSB = TWO_N32`
- `constexpr double BGD_E1_E5B_5_LSB = TWO_N32`
- `constexpr double A0_6_LSB = TWO_N30`
- `constexpr double A1_6_LSB = TWO_N50`
- `constexpr int32_t T0T_6_LSB = 3600`
- `constexpr int32_t T0A_7_LSB = 600`
- `constexpr double DELTA_A_7_LSB = TWO_N9`
- `constexpr double E_7_LSB = TWO_N16`
- `constexpr double OMEGA_7_LSB = TWO_N15`
- `constexpr double DELTA_I_7_LSB = TWO_N14`
- `constexpr double OMEGA0_7_LSB = TWO_N15`
- `constexpr double OMEGA_DOT_7_LSB = TWO_N33`
- `constexpr double M0_7_LSB = TWO_N15`
- `constexpr double AF0_8_LSB = TWO_N19`
- `constexpr double AF1_8_LSB = TWO_N38`
- `constexpr double DELTA_A_8_LSB = TWO_N9`
- `constexpr double E_8_LSB = TWO_N16`
- `constexpr double OMEGA_8_LSB = TWO_N15`
- `constexpr double DELTA_I_8_LSB = TWO_N14`
- `constexpr double OMEGA0_8_LSB = TWO_N15`
- `constexpr double OMEGA_DOT_8_LSB = TWO_N33`
- `constexpr int32_t T0A_9_LSB = 600`
- `constexpr double M0_9_LSB = TWO_N15`
- `constexpr double AF0_9_LSB = TWO_N19`
- `constexpr double AF1_9_LSB = TWO_N38`
- `constexpr double DELTA_A_9_LSB = TWO_N9`
- `constexpr double E_9_LSB = TWO_N16`
- `constexpr double OMEGA_9_LSB = TWO_N15`

- constexpr double **DELTA\_I\_9\_LSB** = [TWO\\_N14](#)
- constexpr double **OMEGA0\_10\_LSB** = [TWO\\_N15](#)
- constexpr double **OMEGA\_DOT\_10\_LSB** = [TWO\\_N33](#)
- constexpr double **M0\_10\_LSB** = [TWO\\_N15](#)
- constexpr double **AF0\_10\_LSB** = [TWO\\_N19](#)
- constexpr double **AF1\_10\_LSB** = [TWO\\_N38](#)
- constexpr double **A\_0G\_10\_LSB** = [TWO\\_N35](#)
- constexpr double **A\_1G\_10\_LSB** = [TWO\\_N51](#)
- constexpr int32\_t **T\_0\_G\_10\_LSB** = 3600
- constexpr double **CED\_DeltaAred\_LSB** = [TWO\\_P8](#)
- constexpr double **CED\_exred\_LSB** = [TWO\\_N22](#)
- constexpr double **CED\_eyred\_LSB** = [TWO\\_N22](#)
- constexpr double **CED\_DeltaI0red\_LSB** = [TWO\\_N22](#)
- constexpr double **CED\_Omega0red\_LSB** = [TWO\\_N22](#)
- constexpr double **CED\_lambda0red\_LSB** = [TWO\\_N22](#)
- constexpr double **CED\_af0red\_LSB** = [TWO\\_N26](#)
- constexpr double **CED\_af1red\_LSB** = [TWO\\_N35](#)
- constexpr size\_t **INAV\_RS\_SUBVECTOR\_LENGTH** = 15
- constexpr size\_t **INAV\_RS\_PARITY\_VECTOR\_LENGTH** = 60
- constexpr size\_t **INAV\_RS\_INFO\_VECTOR\_LENGTH** = 58
- constexpr size\_t **INAV\_RS\_BUFFER\_LENGTH** = 118
- constexpr int32\_t **BITS\_IN\_OCTET** = 8
- constexpr int32\_t **FIRST\_RS\_BIT** = 7
- constexpr int32\_t **FIRST\_RS\_BIT\_AFTER\_IODNAV** = 17
- constexpr char **GALILEO\_INAV\_PLAIN\_SSP1** [9] = "00000100"
- constexpr char **GALILEO\_INAV\_PLAIN\_SSP2** [9] = "00101011"
- constexpr char **GALILEO\_INAV\_PLAIN\_SSP3** [9] = "00101111"
- constexpr char **GALILEO\_INAV\_ENCODED\_SSP1** [17] = "1110100100100101"
- constexpr char **GALILEO\_INAV\_ENCODED\_SSP2** [17] = "0110110001001110"
- constexpr char **GALILEO\_INAV\_ENCODED\_SSP3** [17] = "1101000000111110"

### 11.131.1 Detailed Description

Galileo INAV message constants.

#### Author

Carles Fernandez, 2020. cfernandez(at)cttc.es

GNSS-SDR is a Global Navigation Satellite System software-defined receiver. This file is part of GNSS-SDR.

Copyright (C) 2010-2020 (see AUTHORS file for a list of contributors) SPDX-License-Identifier: GPL-3.0-or-later

## 11.132 galileo\_inav\_message.h File Reference

Implementation of a Galileo I/NAV Data message as described in Galileo OS SIS ICD Issue 2.0 (Jan. 2021)

```
#include "Galileo_INAV.h"
#include "galileo_almanac_helper.h"
#include "galileo_ephemeris.h"
#include "galileo_iono.h"
#include "galileo_utc_model.h"
#include "gnss_sdr_make_unique.h"
#include <bitset>
#include <cstdint>
#include <memory>
#include <string>
#include <utility>
#include <vector>
```

### Classes

- class [Galileo\\_Inav\\_Message](#)

*This class handles the Galileo I/NAV Data message, as described in the Galileo Open Service Signal in Space Interface Control Document (OS SIS ICD), Issue 2.0 (Jan. 2021). See [https://www.gsc-europa.eu/sites/default/files/sites/all/files/Galileo\\_OS\\_SIS\\_ICD\\_v2.0.pdf](https://www.gsc-europa.eu/sites/default/files/sites/all/files/Galileo_OS_SIS_ICD_v2.0.pdf).*

### 11.132.1 Detailed Description

Implementation of a Galileo I/NAV Data message as described in Galileo OS SIS ICD Issue 2.0 (Jan. 2021)

#### Author

Mara Branzanti 2013. [mara.branzanti@gmail.com](mailto:mara.branzanti@gmail.com)  
Javier Arribas, 2013. [jarribas@cttc.es](mailto:jarribas@cttc.es)

GNSS-SDR is a Global Navigation Satellite System software-defined receiver. This file is part of GNSS-SDR.

Copyright (C) 2010-2021 (see AUTHORS file for a list of contributors) SPDX-License-Identifier: GPL-3.0-or-later

## 11.133 galileo\_iono.h File Reference

Interface of a Galileo Ionospheric Model storage.

```
#include <boost/serialization/nvp.hpp>
#include <cstdint>
```

### Classes

- class [Galileo\\_Iono](#)

*This class is a storage for the GALILEO IONOSPHERIC data as described in Galileo ICD paragraph 5.1.6.*

### 11.133.1 Detailed Description

Interface of a Galileo Ionospheric Model storage.

#### Author

Javier Arribas, 2013. jarribas(at)cttc.es

Mara Branzanti 2013. mara.branzanti(at)gmail.com

GNSS-SDR is a Global Navigation Satellite System software-defined receiver. This file is part of GNSS-SDR.

Copyright (C) 2010-2020 (see AUTHORS file for a list of contributors) SPDX-License-Identifier: GPL-3.0-or-later

## 11.134 galileo\_pcps\_8ms\_acquisition\_cc.h File Reference

This class implements a Parallel Code Phase Search Acquisition for Galileo E1 signals with coherent integration time = 8 ms (two codes)

```
#include "channel_fsm.h"
#include "gnss_sdr_fft.h"
#include "gnss_synchro.h"
#include <gnuradio/block.h>
#include <gnuradio/gr_complex.h>
#include <fstream>
#include <memory>
#include <string>
#include <utility>
#include <vector>
```

### Classes

- class [galileo\\_pcps\\_8ms\\_acquisition\\_cc](#)

*This class implements a Parallel Code Phase Search Acquisition for Galileo E1 signals with coherent integration time = 8 ms (two codes)*

### Typedefs

- using [galileo\\_pcps\\_8ms\\_acquisition\\_cc\\_sptr](#) = gnss\_shared\_ptr< [galileo\\_pcps\\_8ms\\_acquisition\\_cc](#) >

### Functions

- [galileo\\_pcps\\_8ms\\_acquisition\\_cc\\_sptr](#) [galileo\\_pcps\\_8ms\\_make\\_acquisition\\_cc](#) (uint32\_t sampled\_ms, uint32\_t max\_dwells, uint32\_t doppler\_max, int64\_t fs\_in, int32\_t samples\_per\_ms, int32\_t samples\_per\_code, bool dump, const std::string &dump\_filename, bool enable\_monitor\_output)

### 11.134.1 Detailed Description

This class implements a Parallel Code Phase Search Acquisition for Galileo E1 signals with coherent integration time = 8 ms (two codes)

#### Author

Marc Molina, 2013. marc.molina.pena(at)gmail.com

GNSS-SDR is a Global Navigation Satellite System software-defined receiver. This file is part of GNSS-SDR.

Copyright (C) 2010-2020 (see AUTHORS file for a list of contributors) SPDX-License-Identifier: GPL-3.0-or-later

## 11.135 galileo\_reduced\_ced.h File Reference

Galileo Reduced Clock and Ephemeris Data storage class.

```
#include "galileo_ephemeris.h"
#include <cstdint>
```

### Classes

- class [Galileo\\_Reduced\\_CED](#)

*This class manages the Galileo Reduced Clock and Ephemeris Data.*

### 11.135.1 Detailed Description

Galileo Reduced Clock and Ephemeris Data storage class.

#### Author

Carles Fernandez, 2021. cfernandez(at)cttc.cat

GNSS-SDR is a Global Navigation Satellite System software-defined receiver. This file is part of GNSS-SDR.

Copyright (C) 2010-2021 (see AUTHORS file for a list of contributors) SPDX-License-Identifier: GPL-3.0-or-later

## 11.136 galileo\_telemetry\_decoder\_gs.h File Reference

Implementation of a Galileo unified INAV and FNAV message demodulator block.

```
#include "galileo_cnav_message.h"
#include "galileo_fnav_message.h"
#include "galileo_inav_message.h"
#include "gnss_block_interface.h"
#include "gnss_satellite.h"
#include "gnss_time.h"
#include "nav_message_packet.h"
#include "tlm_conf.h"
#include <boost/circular_buffer.hpp>
#include <gnuradio/block.h>
#include <gnuradio/types.h>
#include <cstdint>
#include <fstream>
#include <memory>
#include <string>
#include <vector>
```

### Classes

- class [galileo\\_telemetry\\_decoder\\_gs](#)

*This class implements a block that decodes the INAV and FNAV data defined in Galileo ICD.*

### Typedefs

- using [galileo\\_telemetry\\_decoder\\_gs\\_sptr](#) = gnss\_shared\_ptr< [galileo\\_telemetry\\_decoder\\_gs](#) >

### Functions

- [galileo\\_telemetry\\_decoder\\_gs\\_sptr galileo\\_make\\_telemetry\\_decoder\\_gs](#) (const [Gnss\\_Satellite](#) &satellite, const [Tlm\\_Conf](#) &conf, int frame\_type)

#### 11.136.1 Detailed Description

Implementation of a Galileo unified INAV and FNAV message demodulator block.

#### Author

Javier Arribas 2018. jarribas(at)cttc.es

Carles Fernandez, 2021. cfernandez(at)cttc.es

GNSS-SDR is a Global Navigation Satellite System software-defined receiver. This file is part of GNSS-SDR.

Copyright (C) 2010-2020 (see AUTHORS file for a list of contributors) SPDX-License-Identifier: GPL-3.0-or-later

## 11.137 galileo\_utc\_model.h File Reference

Interface of a Galileo UTC MODEL storage.

```
#include <boost/serialization/nvp.hpp>
#include <cstdint>
```

### Classes

- class [Galileo\\_Utc\\_Model](#)

*This class is a storage for the GALILEO UTC MODEL data as described in Galileo ICD [https://www.gsc-europa.eu/sites/default/files/sites/all/files/Galileo\\_OS\\_SIS\\_ICD\\_v2.0.pdf](https://www.gsc-europa.eu/sites/default/files/sites/all/files/Galileo_OS_SIS_ICD_v2.0.pdf) paragraph 5.1.7.*

### 11.137.1 Detailed Description

Interface of a Galileo UTC MODEL storage.

#### Author

Javier Arribas, 2013. [jarribas\(at\)cttc.es](mailto:jarribas(at)cttc.es)

GNSS-SDR is a Global Navigation Satellite System software-defined receiver. This file is part of GNSS-SDR.

Copyright (C) 2010-2020 (see AUTHORS file for a list of contributors) SPDX-License-Identifier: GPL-3.0-or-later

## 11.138 gen\_signal\_source.h File Reference

It wraps blocks that generates synthesized GNSS signal and filters it.

```
#include "concurrent_queue.h"
#include "gnss_block_interface.h"
#include "signal_source_interface.h"
#include <pmt/pmt.h>
#include <memory>
#include <string>
```

### Classes

- class [GenSignalSource](#)

*This class wraps blocks that generates synthesized GNSS signal and filters the signal.*



### 11.138.1 Detailed Description

It wraps blocks that generates synthesized GNSS signal and filters it.

#### Author

Marc Molina, 2013. [marc.molina.pena@gmail.com](mailto:marc.molina.pena@gmail.com)

GNSS-SDR is a Global Navigation Satellite System software-defined receiver. This file is part of GNSS-SDR.

Copyright (C) 2010-2020 (see AUTHORS file for a list of contributors) SPDX-License-Identifier: GPL-3.0-or-later

## 11.139 geofunctions.h File Reference

A set of coordinate transformations functions and helpers, some of them migrated from MATLAB, for geographic information systems.

```
#include <armadillo>
```

### Functions

- arma::mat [Skew\\_symmetric](#) (const arma::vec &a)  
*Calculates skew-symmetric matrix.*
- double [WGS84\\_g0](#) (double Lat\_rad)
- double [WGS84\\_geocentric\\_radius](#) (double Lat\_geodetic\_rad)
- int [topocent](#) (double \*Az, double \*El, double \*D, const arma::vec &x, const arma::vec &dx)  
*Transformation of vector dx into topocentric coordinate system with origin at x Inputs: x - vector origin coordinates (in ECEF system [X; Y; Z;]) dx - vector ([dX; dY; dZ;]).*
- int [togeod](#) (double \*dphi, double \*dlambda, double \*h, double a, double finv, double X, double Y, double Z)  
*Subroutine to calculate geodetic coordinates latitude, longitude, height given Cartesian coordinates X,Y,Z, and reference ellipsoid values semi-major axis (a) and the inverse of flattening (finv).*
- arma::vec [Gravity\\_ECEF](#) (const arma::vec &r\_eb\_e)  
*Calculates acceleration due to gravity resolved about ECEF-frame.*
- arma::vec [cart2geo](#) (const arma::vec &XYZ, int ellipsoid\_selection)  
*Conversion of Cartesian coordinates (X,Y,Z) to geographical coordinates (latitude, longitude, h) on a selected reference ellipsoid.*
- arma::vec [LLH\\_to\\_deg](#) (const arma::vec &LLH)
- double [degtorad](#) (double angleInDegrees)
- double [radtodeg](#) (double angleInRadians)
- double [mstoknotsh](#) (double MetersPerSeconds)
- double [mstokph](#) (double MetersPerSeconds)
- arma::vec [CTM\\_to\\_Euler](#) (const arma::mat &C)
- arma::mat [Euler\\_to\\_CTM](#) (const arma::vec &eul)
- void [ECEF\\_to\\_Geo](#) (const arma::vec &r\_eb\_e, const arma::vec &v\_eb\_e, const arma::mat &C\_b\_e, arma::vec &LLH, arma::vec &v\_eb\_n, arma::mat &C\_b\_n)
- void [Geo\\_to\\_ECEF](#) (const arma::vec &LLH, const arma::vec &v\_eb\_n, const arma::mat &C\_b\_n, arma::vec &r\_eb\_e, arma::vec &v\_eb\_e, arma::mat &C\_b\_e)  
*From Geographic to ECEF coordinates.*
- void [pv\\_Geo\\_to\\_ECEF](#) (double L\_b, double lambda\_b, double h\_b, const arma::vec &v\_eb\_n, arma::vec &r\_eb\_e, arma::vec &v\_eb\_e)

*Converts curvilinear to Cartesian position and velocity resolving axes from NED to ECEF This function created 11/4/2012 by Paul Groves.*

- double [great\\_circle\\_distance](#) (double lat1, double lon1, double lat2, double lon2)  
*The Haversine formula determines the great-circle distance between two points on a sphere given their longitudes and latitudes.*
- void [cart2utm](#) (const arma::vec &r\_eb\_e, int zone, arma::vec &r\_enu)  
*Transformation of ECEF (X,Y,Z) to (E,N,U) in UTM, zone 'zone'.*
- int [findUtmZone](#) (double latitude\_deg, double longitude\_deg)  
*Function finds the UTM zone number for given longitude and latitude.*
- double [clsin](#) (const arma::colvec &ar, int degree, double argument)  
*Clenshaw summation of sinus of argument.*
- void [clksin](#) (const arma::colvec &ar, int degree, double arg\_real, double arg\_imag, double \*re, double \*im)  
*Clenshaw summation of sinus with complex argument.*

### 11.139.1 Detailed Description

A set of coordinate transformations functions and helpers, some of them migrated from MATLAB, for geographic information systems.

#### Author

Javier Arribas, 2018. jarribas(at)cttc.es

GNSS-SDR is a Global Navigation Satellite System software-defined receiver. This file is part of GNSS-SDR.

Copyright (C) 2010-2020 (see AUTHORS file for a list of contributors) SPDX-License-Identifier: GPL-3.0-or-later

## 11.140 [geojson\\_printer.h](#) File Reference

Interface of a class that prints PVT solutions in GeoJSON format.

```
#include <fstream>
#include <string>
```

### Classes

- class [GeoJSON\\_Printer](#)  
*Prints PVT solutions in GeoJSON format file.*

### 11.140.1 Detailed Description

Interface of a class that prints PVT solutions in GeoJSON format.

#### Author

Carles Fernandez-Prades, 2015. cfernandez(at)cttc.es

GNSS-SDR is a Global Navigation Satellite System software-defined receiver. This file is part of GNSS-SDR.

Copyright (C) 2010-2020 (see AUTHORS file for a list of contributors) SPDX-License-Identifier: GPL-3.0-or-later

## 11.141 glonass\_gnav\_almanac.h File Reference

Interface of a GLONASS GNAV ALMANAC storage.

```
#include <boost/serialization/nvp.hpp>
#include <cstdint>
```

### Classes

- class [Glonass\\_Gnav\\_Almanac](#)

*This class is a storage for the GLONASS SV ALMANAC data as described GLONASS ICD (Edition 5.1)*

### 11.141.1 Detailed Description

Interface of a GLONASS GNAV ALMANAC storage.

#### Note

Code added as part of GSoC 2017 program

#### Author

Damian Miralles, 2017. dmiralles2009(at)gmail.com

#### See also

[GLONASS ICD](#)

GNSS-SDR is a Global Navigation Satellite System software-defined receiver. This file is part of GNSS-SDR.

Copyright (C) 2010-2020 (see AUTHORS file for a list of contributors) SPDX-License-Identifier: GPL-3.0-or-later

## 11.142 glonass\_gnav\_ephemeris.h File Reference

Interface of a GLONASS EPHEMERIS storage.

```
#include "glonass_gnav_utc_model.h"
#include <boost/date_time/posix_time/ptime.hpp>
#include <boost/serialization/nvp.hpp>
#include <cstdint>
```

### Classes

- class [Glonass\\_Gnav\\_Ephemeris](#)

*This class is a storage and orbital model functions for the GLONASS SV ephemeris data as described in GLONASS ICD (Edition 5.1)*

### 11.142.1 Detailed Description

Interface of a GLONASS EPHEMERIS storage.

#### Note

Code added as part of GSoC 2017 program

#### Author

Damian Miralles, 2017. dmiralles2009(at)gmail.com

#### See also

[GLONASS ICD](#)

GNSS-SDR is a Global Navigation Satellite System software-defined receiver. This file is part of GNSS-SDR.

Copyright (C) 2010-2020 (see AUTHORS file for a list of contributors) SPDX-License-Identifier: GPL-3.0-or-later

## 11.143 glonass\_gnav\_navigation\_message.h File Reference

Interface of a GLONASS GNAV Data message decoder as described in GLONASS ICD (Edition 5.1)

```
#include "GLONASS_L1_L2_CA.h"
#include "glonass_gnav_almanac.h"
#include "glonass_gnav_ephemeris.h"
#include "glonass_gnav_utc_model.h"
#include <bitset>
#include <cstdint>
#include <map>
#include <string>
#include <utility>
#include <vector>
```

### Classes

- class [Glonass\\_Gnav\\_Navigation\\_Message](#)

*This class decodes a GLONASS GNAV Data message as described in GLONASS ICD (Edition 5.1)*

### 11.143.1 Detailed Description

Interface of a GLONASS GNAV Data message decoder as described in GLONASS ICD (Edition 5.1)

#### Note

Code added as part of GSoC 2017 program

#### Author

Damian Miralles, 2017. dmiralles2009(at)gmail.com

#### See also

[GLONASS ICD](#)

GNSS-SDR is a Global Navigation Satellite System software-defined receiver. This file is part of GNSS-SDR.

Copyright (C) 2010-2020 (see AUTHORS file for a list of contributors) SPDX-License-Identifier: GPL-3.0-or-later

## 11.144 glonass\_gnav\_utc\_model.h File Reference

Interface of a GLONASS GNAV UTC MODEL storage.

```
#include <boost/serialization/nvp.hpp>
#include <cstdint>
```

### Classes

- class [Glonass\\_Gnav\\_Utc\\_Model](#)

*This class is a storage for the GLONASS GNAV UTC MODEL data as described in GLONASS ICD (Edition 5.1)*

### 11.144.1 Detailed Description

Interface of a GLONASS GNAV UTC MODEL storage.

#### Note

Code added as part of GSoC 2017 program

#### Author

Damian Miralles, 2017. dmiralles2009(at)gmail.com

#### See also

[GLONASS ICD](#)

GNSS-SDR is a Global Navigation Satellite System software-defined receiver. This file is part of GNSS-SDR.

Copyright (C) 2010-2020 (see AUTHORS file for a list of contributors) SPDX-License-Identifier: GPL-3.0-or-later

## 11.145 glonass\_l1\_ca\_dll\_pll\_c\_aid\_tracking.h File Reference

Interface of an adapter of a DLL+PLL tracking loop block for Glonass L1 C/A to a [TrackingInterface](#).

```
#include "glonass_l1_ca_dll_pll_c_aid_tracking_cc.h"
#include "glonass_l1_ca_dll_pll_c_aid_tracking_sc.h"
#include "tracking_interface.h"
#include <string>
```

### Classes

- class [GlonassL1CaDllPllCAidTracking](#)

*This class implements a code DLL + carrier PLL tracking loop.*

### 11.145.1 Detailed Description

Interface of an adapter of a DLL+PLL tracking loop block for Glonass L1 C/A to a [TrackingInterface](#).

#### Author

Gabriel Araujo, 2017. gabriel.araujo.5000(at)gmail.com  
 Luis Esteve, 2017. luis(at)epsilon-formacion.com  
 Damian Miralles, 2017. dmiralles2009(at)gmail.com

Code DLL + carrier PLL according to the algorithms described in: K.Borre, D.M.Akos, N.Bertelsen, P.Rinder, and S.H.Jensen, A Software-Defined GPS and Galileo Receiver. A Single-Frequency Approach, Birkha user, 2007

GNSS-SDR is a Global Navigation Satellite System software-defined receiver. This file is part of GNSS-SDR.

Copyright (C) 2010-2020 (see AUTHORS file for a list of contributors) SPDX-License-Identifier: GPL-3.0-or-later

## 11.146 glonass\_l1\_ca\_dll\_pll\_c\_aid\_tracking\_cc.h File Reference

Implementation of a code DLL + carrier PLL tracking block.

```
#include "gnss_synchro.h"
#include "tracking_2nd_DLL_filter.h"
#include "tracking_FLL_PLL_filter.h"
#include "cpu_multicorrelator.h"
#include "gnss_block_interface.h"
#include <gnuradio/block.h>
#include <pmt/pmt.h>
#include <volk_gnssssdr/volk_gnssssdr_alloc.h>
#include <deque>
#include <fstream>
#include <map>
#include <string>
```

### Classes

- class [glonass\\_l1\\_ca\\_dll\\_pll\\_c\\_aid\\_tracking\\_cc](#)  
*This class implements a DLL + PLL tracking loop block.*

### Typedefs

- using [glonass\\_l1\\_ca\\_dll\\_pll\\_c\\_aid\\_tracking\\_cc\\_sptr](#) = gnss\_shared\_ptr< [glonass\\_l1\\_ca\\_dll\\_pll\\_c\\_aid\\_tracking\\_cc](#) >

### Functions

- [glonass\\_l1\\_ca\\_dll\\_pll\\_c\\_aid\\_tracking\\_cc\\_sptr](#) [glonass\\_l1\\_ca\\_dll\\_pll\\_c\\_aid\\_make\\_tracking\\_cc](#) (int64\_t fs\_in, uint32\_t vector\_length, bool dump, const std::string &dump\_filename, float pll\_bw\_hz, float dll\_bw\_hz, float pll\_bw\_narrow\_hz, float dll\_bw\_narrow\_hz, int32\_t extend\_correlation\_ms, float early\_late\_space\_chips)

### 11.146.1 Detailed Description

Implementation of a code DLL + carrier PLL tracking block.

#### Author

Gabriel Araujo, 2017. gabriel.araujo.5000(at)gmail.com  
 Luis Esteve, 2017. luis(at)epsilon-formacion.com  
 Damian Miralles, 2017. dmiralles2009(at)gmail.com

Code DLL + carrier PLL according to the algorithms described in: K.Borre, D.M.Akos, N.Bertelsen, P.Rinder, and S.H.Jensen, A Software-Defined GPS and Galileo Receiver. A Single-Frequency Approach, Birkha user, 2007

GNSS-SDR is a Global Navigation Satellite System software-defined receiver. This file is part of GNSS-SDR.

Copyright (C) 2010-2020 (see AUTHORS file for a list of contributors) SPDX-License-Identifier: GPL-3.0-or-later

## 11.147 glonass\_l1\_ca\_dll\_pll\_c\_aid\_tracking\_sc.h File Reference

Implementation of a code DLL + carrier PLL tracking block.

```
#include "cpu_multicorrelator_16sc.h"
#include "glonass_l1_signal_replica.h"
#include "gnss_block_interface.h"
#include "gnss_synchro.h"
#include "tracking_2nd_DLL_filter.h"
#include "tracking_FLL_PLL_filter.h"
#include <gnuradio/block.h>
#include <volk_gnssssdr/volk_gnssssdr.h>
#include <volk_gnssssdr/volk_gnssssdr_alloc.h>
#include <deque>
#include <fstream>
#include <map>
#include <string>
```

### Classes

- class [glonass\\_l1\\_ca\\_dll\\_pll\\_c\\_aid\\_tracking\\_sc](#)  
*This class implements a DLL + PLL tracking loop block.*

### Typedefs

- using [glonass\\_l1\\_ca\\_dll\\_pll\\_c\\_aid\\_tracking\\_sc\\_sptr](#) = gnss\_shared\_ptr<[glonass\\_l1\\_ca\\_dll\\_pll\\_c\\_aid\\_tracking\\_sc](#)>

### Functions

- [glonass\\_l1\\_ca\\_dll\\_pll\\_c\\_aid\\_tracking\\_sc\\_sptr](#) [glonass\\_l1\\_ca\\_dll\\_pll\\_c\\_aid\\_make\\_tracking\\_sc](#) (int64\_t fs\_in, uint32\_t vector\_length, bool dump, const std::string &dump\_filename, float pll\_bw\_hz, float dll\_bw\_hz, float pll\_bw\_narrow\_hz, float dll\_bw\_narrow\_hz, int32\_t extend\_correlation\_ms, float early\_late\_space\_chips)

### 11.147.1 Detailed Description

Implementation of a code DLL + carrier PLL tracking block.

#### Author

Gabriel Araujo, 2017. gabriel.araujo.5000(at)gmail.com

Luis Esteve, 2017. luis(at)epsilon-formacion.com

Damian Miralles, 2017. dmiralles2009(at)gmail.com

Code DLL + carrier PLL according to the algorithms described in: K.Borre, D.M.Akos, N.Bertelsen, P.Rinder, and S.H.Jensen, A Software-Defined GPS and Galileo Receiver. A Single-Frequency Approach, Birkha user, 2007

GNSS-SDR is a Global Navigation Satellite System software-defined receiver. This file is part of GNSS-SDR.

Copyright (C) 2010-2020 (see AUTHORS file for a list of contributors) SPDX-License-Identifier: GPL-3.0-or-later

## 11.148 glonass\_l1\_ca\_dll\_pll\_tracking.h File Reference

Interface of an adapter of a DLL+PLL tracking loop block for Glonass L1 C/A to a [TrackingInterface](#).

```
#include "glonass_l1_ca_dll_pll_tracking_cc.h"
#include "tracking_interface.h"
#include <string>
```

### Classes

- class [GlonassL1CaDllPllTracking](#)

*This class implements a code DLL + carrier PLL tracking loop.*

### 11.148.1 Detailed Description

Interface of an adapter of a DLL+PLL tracking loop block for Glonass L1 C/A to a [TrackingInterface](#).

#### Author

Gabriel Araujo, 2017. gabriel.araujo.5000(at)gmail.com

Luis Esteve, 2017. luis(at)epsilon-formacion.com

Code DLL + carrier PLL according to the algorithms described in: K.Borre, D.M.Akos, N.Bertelsen, P.Rinder, and S.H.Jensen, A Software-Defined GPS and Galileo Receiver. A Single-Frequency Approach, Birkha user, 2007

GNSS-SDR is a Global Navigation Satellite System software-defined receiver. This file is part of GNSS-SDR.

Copyright (C) 2010-2020 (see AUTHORS file for a list of contributors) SPDX-License-Identifier: GPL-3.0-or-later



## 11.149 glonass\_l1\_ca\_dll\_pll\_tracking\_cc.h File Reference

Implementation of a code DLL + carrier PLL tracking block.

```
#include "cpu_multicorrelator.h"
#include "gnss_block_interface.h"
#include "gnss_synchro.h"
#include "tracking_2nd_DLL_filter.h"
#include "tracking_2nd_PLL_filter.h"
#include <gnuradio/block.h>
#include <volk_gnssssdr/volk_gnssssdr_alloc.h>
#include <fstream>
#include <map>
#include <string>
```

### Classes

- class [Glonass\\_L1\\_Ca\\_Dll\\_Pll\\_Tracking\\_cc](#)  
*This class implements a DLL + PLL tracking loop block.*

### Typedefs

- using [glonass\\_l1\\_ca\\_dll\\_pll\\_tracking\\_cc\\_sptr](#) = gnss\_shared\_ptr< [Glonass\\_L1\\_Ca\\_Dll\\_Pll\\_Tracking\\_cc](#) >

### Functions

- glonass\_l1\_ca\_dll\_pll\_tracking\_cc\_sptr [glonass\\_l1\\_ca\\_dll\\_pll\\_make\\_tracking\\_cc](#) (int64\_t fs\_in, uint32\_t vector\_length, bool dump, const std::string &dump\_filename, float pll\_bw\_hz, float dll\_bw\_hz, float early\_↵ late\_space\_chips)

#### 11.149.1 Detailed Description

Implementation of a code DLL + carrier PLL tracking block.

#### Author

Gabriel Araujo, 2017. gabriel.araujo.5000(at)gmail.com  
Luis Esteve, 2017. luis(at)epsilon-formacion.com  
Damian Miralles, 2017. dmiralles2009(at)gmail.com

Code DLL + carrier PLL according to the algorithms described in: K.Borre, D.M.Akos, N.Bertelsen, P.Rinder, and S.H.Jensen, A Software-Defined GPS and Galileo Receiver. A Single-Frequency Approach, Birkha user, 2007

GNSS-SDR is a Global Navigation Satellite System software-defined receiver. This file is part of GNSS-SDR.

Copyright (C) 2010-2020 (see AUTHORS file for a list of contributors) SPDX-License-Identifier: GPL-3.0-or-later

## 11.150 glonass\_l1\_ca\_pcps\_acquisition.h File Reference

Adapts a PCPS acquisition block to an [AcquisitionInterface](#) for Glonass L1 C/A signals.

```
#include "acq_conf.h"
#include "channel_fsm.h"
#include "complex_byte_to_float_x2.h"
#include "gnss_synchro.h"
#include "pcps_acquisition.h"
#include <gnuradio/blocks/float_to_complex.h>
#include <volk_gnssssdr/volk_gnssssdr_alloc.h>
#include <memory>
#include <string>
```

### Classes

- class [GlonassL1CaPcpsAcquisition](#)

*This class adapts a PCPS acquisition block to an [AcquisitionInterface](#) for GPS L1 C/A signals.*

### 11.150.1 Detailed Description

Adapts a PCPS acquisition block to an [AcquisitionInterface](#) for Glonass L1 C/A signals.

#### Author

Gabriel Araujo, 2017. gabriel.araujo.5000(at)gmail.com  
Luis Esteve, 2017. luis(at)epsilon-formacion.com

GNSS-SDR is a Global Navigation Satellite System software-defined receiver. This file is part of GNSS-SDR.

Copyright (C) 2010-2020 (see AUTHORS file for a list of contributors) SPDX-License-Identifier: GPL-3.0-or-later

## 11.151 glonass\_l1\_ca\_telemetry\_decoder.h File Reference

Interface of an adapter of a GLONASS L1 C/A NAV data decoder block to a [TelemetryDecoderInterface](#).

```
#include "glonass_l1_ca_telemetry_decoder_gs.h"
#include "gnss_satellite.h"
#include "gnss_synchro.h"
#include "telemetry_decoder_interface.h"
#include "tlm_conf.h"
#include <gnuradio/runtime_types.h>
#include <cstddef>
#include <string>
```

### Classes

- class [GlonassL1CaTelemetryDecoder](#)

*This class implements a NAV data decoder for GLONASS L1 C/A.*

### 11.151.1 Detailed Description

Interface of an adapter of a GLONASS L1 C/A NAV data decoder block to a [TelemetryDecoderInterface](#).

#### Note

Code added as part of GSoC 2017 program

#### Author

Damian Miralles, 2017. dmiralles2009(at)gmail.com

GNSS-SDR is a Global Navigation Satellite System software-defined receiver. This file is part of GNSS-SDR.

Copyright (C) 2010-2020 (see AUTHORS file for a list of contributors) SPDX-License-Identifier: GPL-3.0-or-later

## 11.152 glonass\_l1\_ca\_telemetry\_decoder\_gs.h File Reference

Implementation of a GLONASS L1 C/A NAV data decoder block.

```
#include "GLONASS_L1_L2_CA.h"
#include "glonass_gnav_navigation_message.h"
#include "gnss_block_interface.h"
#include "gnss_satellite.h"
#include "gnss_synchro.h"
#include "nav_message_packet.h"
#include "tlm_conf.h"
#include "tlm_crc_stats.h"
#include <boost/circular_buffer.hpp>
#include <gnuradio/block.h>
#include <gnuradio/types.h>
#include <array>
#include <cstdint>
#include <fstream>
#include <memory>
#include <string>
```

### Classes

- class [glonass\\_l1\\_ca\\_telemetry\\_decoder\\_gs](#)

*This class implements a block that decodes the GNAV data defined in GLONASS ICD v5.1.*

### Typedefs

- using [glonass\\_l1\\_ca\\_telemetry\\_decoder\\_gs\\_sptr](#) = gnss\_shared\_ptr< [glonass\\_l1\\_ca\\_telemetry\\_decoder\\_gs](#) >

## Functions

- `glonass_l1_ca_telemetry_decoder_gs_sptr` **`glonass_l1_ca_make_telemetry_decoder_gs`** (const [Gnss\\_Satellite](#) &satellite, const [Tlm\\_Conf](#) &conf)

### 11.152.1 Detailed Description

Implementation of a GLONASS L1 C/A NAV data decoder block.

#### Note

Code added as part of GSoC 2017 program

#### Author

Damian Miralles, 2017. [dmiralles2009\(at\)gmail.com](mailto:dmiralles2009(at)gmail.com)K

GNSS-SDR is a Global Navigation Satellite System software-defined receiver. This file is part of GNSS-SDR.

Copyright (C) 2010-2020 (see AUTHORS file for a list of contributors) SPDX-License-Identifier: GPL-3.0-or-later

## 11.153 GLONASS\_L1\_L2\_CA.h File Reference

Defines system parameters for GLONASS L1 C/A signal and NAV data.

```
#include "gnss_frequencies.h"
#include <stdint>
#include <map>
#include <utility>
#include <vector>
```

## Macros

- `#define` **`GLONASS_GNAV_PREAMBLE`**

## Functions

- `const std::vector< std::pair< int32_t, int32_t > > STRING_ID ({2, 4})`
- `const std::vector< std::pair< int32_t, int32_t > > KX ({78, 8})`
- `const std::vector< std::pair< int32_t, int32_t > > P1 ({8, 2})`
- `const std::vector< std::pair< int32_t, int32_t > > T_K_HR ({10, 5})`
- `const std::vector< std::pair< int32_t, int32_t > > T_K_MIN ({15, 6})`
- `const std::vector< std::pair< int32_t, int32_t > > T_K_SEC ({21, 1})`
- `const std::vector< std::pair< int32_t, int32_t > > X_N_DOT ({22, 24})`
- `const std::vector< std::pair< int32_t, int32_t > > X_N_DOT_DOT ({46, 5})`
- `const std::vector< std::pair< int32_t, int32_t > > X_N ({51, 27})`
- `const std::vector< std::pair< int32_t, int32_t > > B_N ({6, 3})`
- `const std::vector< std::pair< int32_t, int32_t > > P2 ({9, 1})`
- `const std::vector< std::pair< int32_t, int32_t > > T_B ({10, 7})`
- `const std::vector< std::pair< int32_t, int32_t > > Y_N_DOT ({22, 24})`
- `const std::vector< std::pair< int32_t, int32_t > > Y_N_DOT_DOT ({46, 5})`
- `const std::vector< std::pair< int32_t, int32_t > > Y_N ({51, 27})`
- `const std::vector< std::pair< int32_t, int32_t > > P3 ({6, 1})`
- `const std::vector< std::pair< int32_t, int32_t > > GAMMA_N ({7, 11})`
- `const std::vector< std::pair< int32_t, int32_t > > P ({19, 2})`
- `const std::vector< std::pair< int32_t, int32_t > > EPH_L_N ({21, 1})`
- `const std::vector< std::pair< int32_t, int32_t > > Z_N_DOT ({22, 24})`
- `const std::vector< std::pair< int32_t, int32_t > > Z_N_DOT_DOT ({46, 5})`
- `const std::vector< std::pair< int32_t, int32_t > > Z_N ({51, 27})`
- `const std::vector< std::pair< int32_t, int32_t > > TAU_N ({6, 22})`
- `const std::vector< std::pair< int32_t, int32_t > > DELTA_TAU_N ({28, 5})`
- `const std::vector< std::pair< int32_t, int32_t > > E_N ({33, 5})`
- `const std::vector< std::pair< int32_t, int32_t > > P4 ({52, 1})`
- `const std::vector< std::pair< int32_t, int32_t > > F_T ({53, 4})`
- `const std::vector< std::pair< int32_t, int32_t > > N_T ({60, 11})`
- `const std::vector< std::pair< int32_t, int32_t > > N ({71, 5})`
- `const std::vector< std::pair< int32_t, int32_t > > M ({76, 2})`
- `const std::vector< std::pair< int32_t, int32_t > > DAY_NUMBER_A ({6, 11})`
- `const std::vector< std::pair< int32_t, int32_t > > TAU_C ({17, 32})`
- `const std::vector< std::pair< int32_t, int32_t > > N_4 ({50, 5})`
- `const std::vector< std::pair< int32_t, int32_t > > TAU_GPS ({55, 22})`
- `const std::vector< std::pair< int32_t, int32_t > > ALM_L_N ({77, 1})`
- `const std::vector< std::pair< int32_t, int32_t > > C_N ({6, 1})`
- `const std::vector< std::pair< int32_t, int32_t > > M_N_A ({7, 2})`
- `const std::vector< std::pair< int32_t, int32_t > > N_A ({9, 5})`
- `const std::vector< std::pair< int32_t, int32_t > > TAU_N_A ({14, 10})`
- `const std::vector< std::pair< int32_t, int32_t > > LAMBDA_N_A ({24, 21})`
- `const std::vector< std::pair< int32_t, int32_t > > DELTA_I_N_A ({45, 18})`
- `const std::vector< std::pair< int32_t, int32_t > > EPSILON_N_A ({63, 15})`
- `const std::vector< std::pair< int32_t, int32_t > > OMEGA_N_A ({6, 16})`
- `const std::vector< std::pair< int32_t, int32_t > > T_LAMBDA_N_A ({22, 21})`
- `const std::vector< std::pair< int32_t, int32_t > > DELTA_T_N_A ({43, 22})`
- `const std::vector< std::pair< int32_t, int32_t > > DELTA_T_DOT_N_A ({65, 7})`
- `const std::vector< std::pair< int32_t, int32_t > > H_N_A ({72, 5})`
- `const std::vector< std::pair< int32_t, int32_t > > B1 ({6, 11})`
- `const std::vector< std::pair< int32_t, int32_t > > B2 ({17, 10})`

## Variables

- constexpr double `GLONASS_F_M_A` = 0.35e9  
*Gravitational constant of atmosphere [ $m^3/s^2$ ].*
- constexpr double `GLONASS_SEMI_MAJOR_AXIS` = 6378136  
*Semi-major axis of Earth [m].*
- constexpr double `GLONASS_FLATTENING` = 1.0 / 29825784.0  
*Flattening parameter.*
- constexpr double `GLONASS_GRAVITY` = 97803284.0  
*Equatorial acceleration of gravity [mGal].*
- constexpr double `GLONASS_GRAVITY_CORRECTION` = 0.87  
*Correction to acceleration of gravity at sea-level due to Atmosphere[uGal].*
- constexpr double `GLONASS_J2` = 1082625.75e-9  
*Second zonal harmonic of the geopotential.*
- constexpr double `GLONASS_J4` = -2370.89e-9  
*Fourth zonal harmonic of the geopotential.*
- constexpr double `GLONASS_J6` = 6.08e-9  
*Sixth zonal harmonic of the geopotential.*
- constexpr double `GLONASS_J8` = 1.40e-11  
*Eighth zonal harmonic of the geopotential.*
- constexpr double `GLONASS_U0` = 62636861.4  
*Normal potential at surface of common terrestrial ellipsoid [ $m^2/s^2$ ].*
- constexpr double `GLONASS_C20` = -1082.63e-6  
*Second zonal coefficient of spherical harmonic expansion.*
- constexpr double `GLONASS_EARTH_RADIUS` = 6378.136  
*Equatorial radius of Earth [km].*
- constexpr double `GLONASS_EARTH_INCLINATION` = 0.000409148809899e3  
*Mean inclination of ecliptic to equator (23 deg 26 min 33 sec) [rad].*
- constexpr double `GLONASS_TAU_0` = -0.005835151531174e3  
*(-334 deg 19 min 46.40 sec) [rad];*
- constexpr double `GLONASS_TAU_1` = 0.071018041257371e3  
*(4069 deg 02 min 02.52 sec) [rad];*
- constexpr double `GLONASS_MOON_Q0` = -0.001115184961435e3  
*(-63 deg 53 min 43.41 sec) [rad]*
- constexpr double `GLONASS_MOON_Q1` = 8.328691103668023e3  
*(477198 deg 50 min 56.79 sec) [rad]*
- constexpr double `GLONASS_MOON_OMEGA_0` = 0.004523601514852e3  
*(259 deg 10 min 59.79 sec) [rad]*
- constexpr double `GLONASS_MOON_OMEGA_1` = -0.033757146246552e3  
*(-1934 deg 08 min 31.23 sec) [rad]*
- constexpr double `GLONASS_MOON_GM` = 4902.835  
*Lunar gravitational constant [ $km^3/s^2$ ].*
- constexpr double `GLONASS_MOON_SEMI_MAJOR_AXIS` = 3.84385243e5  
*Semi-major axis of lunar orbit [km].;*
- constexpr double `GLONASS_MOON_ECCENTRICITY` = 0.054900489  
*Eccentricity of lunar orbit.*
- constexpr double `GLONASS_MOON_INCLINATION` = 0.000089803977407e3  
*Inclination of lunar orbit to ecliptic plane (5 deg 08 min 43.4 sec) [rad].*
- constexpr double `GLONASS_SUN_OMEGA` = 0.004908229466869e3  
*TODO What is this operation in the seconds with T?(281 deg 13 min 15.0 + 6189.03 x T sec) [rad].*
- constexpr double `GLONASS_SUN_Q0` = 0.006256583774423e3

- (358 deg 28 min 33.04 sec) [rad]*
- constexpr double `GLONASS_SUN_Q1` = 0e3  
*TODO Why is the value greater than 60?(129596579.10 sec) [rad].*
- constexpr double `GLONASS_SUN_GM` = 0.1325263e12  
*Solar gravitational constant [km<sup>3</sup>/s<sup>2</sup>].*
- constexpr double `GLONASS_SUN_SEMI_MAJOR_AXIS` = 1.49598e8  
*Semi-major axis of solar orbit [km].*
- constexpr double `GLONASS_SUN_ECCENTRICITY` = 0.016719  
*Eccentricity of solar orbit.*
- constexpr double `GLONASS_L2_CA_FREQ_HZ` = `FREQ2_GLO`  
*L2 [Hz].*
- constexpr double `GLONASS_L2_CA_DFREQ_HZ` = `DFRQ2_GLO`  
*Freq Bias for GLONASS L1 [Hz].*
- constexpr double `GLONASS_L2_CA_CODE_RATE_CPS` = 0.511e6  
*GLONASS L1 C/A code rate [chips/s].*
- constexpr double `GLONASS_L2_CA_CODE_LENGTH_CHIPS` = 511.0  
*GLONASS L1 C/A code length [chips].*
- constexpr double `GLONASS_L2_CA_CODE_PERIOD_S` = 0.001  
*GLONASS L1 C/A code period [seconds].*
- constexpr double `GLONASS_L2_CA_CHIP_PERIOD_S` = 1.9569e-06  
*GLONASS L1 C/A chip period [seconds].*
- constexpr double `GLONASS_L2_CA_SYMBOL_RATE_BPS` = 1000.0
- constexpr double `GLONASS_L1_CA_FREQ_HZ` = `FREQ1_GLO`  
*L1 [Hz].*
- constexpr double `GLONASS_L1_CA_DFREQ_HZ` = `DFRQ1_GLO`  
*Freq Bias for GLONASS L1 [Hz].*
- constexpr double `GLONASS_L1_CA_CODE_RATE_CPS` = 0.511e6  
*GLONASS L1 C/A code rate [chips/s].*
- constexpr double `GLONASS_L1_CA_CODE_LENGTH_CHIPS` = 511.0  
*GLONASS L1 C/A code length [chips].*
- constexpr double `GLONASS_L1_CA_CODE_PERIOD_S` = 0.001  
*GLONASS L1 C/A code period [seconds].*
- constexpr double `GLONASS_L1_CA_CHIP_PERIOD_S` = 1.9569e-06  
*GLONASS L1 C/A chip period [seconds].*
- constexpr double `GLONASS_L1_CA_SYMBOL_RATE_BPS` = 1000.0
- constexpr int32\_t `GLONASS_CA_NBR_SATS` = 24
- constexpr int32\_t `GLONASS_L1_CA_HISTORY_DEEP` = 100
- constexpr double `GLONASS_GNAV_PREAMBLE_DURATION_S` = 0.300
- constexpr int32\_t `GLONASS_GNAV_PREAMBLE_LENGTH_BITS` = 30
- constexpr int32\_t `GLONASS_GNAV_PREAMBLE_LENGTH_SYMBOLS` = 300
- constexpr int32\_t `GLONASS_GNAV_PREAMBLE_PERIOD_SYMBOLS` = 2000
- constexpr int32\_t `GLONASS_GNAV_TELEMETRY_RATE_BITS_SECOND` = 50  
*NAV message bit rate [bits/s].*
- constexpr int32\_t `GLONASS_GNAV_TELEMETRY_SYMBOLS_PER_BIT` = 10
- constexpr int32\_t `GLONASS_GNAV_TELEMETRY_SYMBOLS_PER_PREAMBLE_BIT` = 10
- constexpr int32\_t `GLONASS_GNAV_TELEMETRY_RATE_SYMBOLS_SECOND` = `GLONASS_GNAV_TELEMETRY_RATE_BITS_SECOND` \* `GLONASS_GNAV_TELEMETRY_SYMBOLS_PER_BIT`  
*NAV message bit rate [symbols/s].*
- constexpr int32\_t `GLONASS_GNAV_STRING_SYMBOLS` = 2000  
*Number of bits per string in the GNAV message (85 data bits + 30 time mark bits) [bits].*
- constexpr int32\_t `GLONASS_GNAV_STRING_BITS` = 85

*Number of bits per string in the GNAV message (85 data bits + 30 time mark bits) [bits].*

- `constexpr int32_t GLONASS_GNAV_HAMMING_CODE_BITS = 8`

*Number of bits in hamming code sequence of GNAV message.*

- `constexpr int32_t GLONASS_GNAV_DATA_SYMBOLS = 1700`
- `constexpr double GLONASS_LEAP_SECONDS [19][7]`

*Record of leap seconds definition for GLOT to GPST conversion and vice versa.*

- `const std::map< uint32_t, int32_t > GLONASS_PRN`
- `const std::vector< int32_t > GLONASS_GNAV_CRC_I_INDEX {9, 10, 12, 13, 15, 17, 19, 20, 22, 24, 26, 28, 30, 32, 34, 35, 37, 39, 41, 43, 45, 47, 49, 51, 53, 55, 57, 59, 61, 63, 65, 66, 68, 70, 72, 74, 76, 78, 80, 82, 84}`
- `const std::vector< int32_t > GLONASS_GNAV_CRC_J_INDEX {9, 11, 12, 14, 15, 18, 19, 21, 22, 25, 26, 29, 30, 33, 34, 36, 37, 40, 41, 44, 45, 48, 49, 52, 53, 56, 57, 60, 61, 64, 65, 67, 68, 71, 72, 75, 76, 79, 80, 83, 84}`
- `const std::vector< int32_t > GLONASS_GNAV_CRC_K_INDEX {10, 11, 12, 16, 17, 18, 19, 23, 24, 25, 26, 31, 32, 33, 34, 38, 39, 40, 41, 46, 47, 48, 49, 54, 55, 56, 57, 62, 63, 64, 65, 69, 70, 71, 72, 77, 78, 79, 80, 85}`
- `const std::vector< int32_t > GLONASS_GNAV_CRC_L_INDEX {13, 14, 15, 16, 17, 18, 19, 27, 28, 29, 30, 31, 32, 33, 34, 42, 43, 44, 45, 46, 47, 48, 49, 58, 59, 60, 61, 62, 63, 64, 65, 73, 74, 75, 76, 77, 78, 79, 80}`
- `const std::vector< int32_t > GLONASS_GNAV_CRC_M_INDEX {20, 21, 22, 23, 24, 25, 26, 27, 28, 29, 30, 31, 32, 33, 34, 50, 51, 52, 53, 54, 55, 56, 57, 58, 59, 60, 61, 62, 63, 64, 65, 81, 82, 83, 84, 85}`
- `const std::vector< int32_t > GLONASS_GNAV_CRC_N_INDEX {35, 36, 37, 38, 39, 40, 41, 42, 43, 44, 45, 46, 47, 48, 49, 50, 51, 52, 53, 54, 55, 56, 57, 58, 59, 60, 61, 62, 63, 64, 65}`
- `const std::vector< int32_t > GLONASS_GNAV_CRC_P_INDEX {66, 67, 68, 69, 70, 71, 72, 73, 74, 75, 76, 77, 78, 79, 80, 81, 82, 83, 84, 85}`
- `const std::vector< int32_t > GLONASS_GNAV_CRC_Q_INDEX {9, 10, 11, 12, 13, 14, 15, 16, 17, 18, 19, 20, 21, 22, 23, 24, 25, 26, 27, 28, 29, 30, 31, 32, 33, 34, 35, 36, 37, 38, 39, 40, 41, 42, 43, 44, 45, 46, 47, 48, 49, 50, 51, 52, 53, 54, 55, 56, 57, 58, 59, 60, 61, 62, 63, 64, 65, 66, 67, 68, 69, 70, 71, 72, 73, 74, 75, 76, 77, 78, 79, 80, 81, 82, 83, 84, 85}`

### 11.153.1 Detailed Description

Defines system parameters for GLONASS L1 C/A signal and NAV data.

#### Note

File renamed from GLONASS\_L1\_CA.h to [GLONASS\\_L1\\_L2\\_CA.h](#) to accommodate GLO L2 addition

#### Author

Damian Miralles, 2017. [dmiralles2009\(at\)gmail.com](mailto:dmiralles2009(at)gmail.com)

GNSS-SDR is a Global Navigation Satellite System software-defined receiver. This file is part of GNSS-SDR.

Copyright (C) 2010-2020 (see AUTHORS file for a list of contributors) SPDX-License-Identifier: GPL-3.0-or-later

## 11.154 glonass\_l2\_ca\_dll\_pll\_c\_aid\_tracking.h File Reference

Interface of an adapter of a DLL+PLL tracking loop block for Glonass L2 C/A to a [TrackingInterface](#).

```
#include "glonass_l2_ca_dll_pll_c_aid_tracking_cc.h"
#include "glonass_l2_ca_dll_pll_c_aid_tracking_sc.h"
#include "tracking_interface.h"
#include <string>
```



## Classes

- class [GlonassL2CaDllPllCAidTracking](#)

*This class implements a code DLL + carrier PLL tracking loop.*

### 11.154.1 Detailed Description

Interface of an adapter of a DLL+PLL tracking loop block for Glonass L2 C/A to a [TrackingInterface](#).

#### Author

Damian Miralles, 2018. dmiralles2009(at)gmail.com

Code DLL + carrier PLL according to the algorithms described in: K.Borre, D.M.Akos, N.Bertelsen, P.Rinder, and S.H.Jensen, A Software-Defined GPS and Galileo Receiver. A Single-Frequency Approach, Birkha user, 2007

GNSS-SDR is a Global Navigation Satellite System software-defined receiver. This file is part of GNSS-SDR.

Copyright (C) 2010-2020 (see AUTHORS file for a list of contributors) SPDX-License-Identifier: GPL-3.0-or-later

## 11.155 glonass\_l2\_ca\_dll\_pll\_c\_aid\_tracking\_cc.h File Reference

Implementation of a code DLL + carrier PLL tracking block.

```
#include "cpu_multicorrelator.h"
#include "gnss_block_interface.h"
#include "gnss_synchro.h"
#include "tracking_2nd_DLL_filter.h"
#include "tracking_FLL_PLL_filter.h"
#include <gnuradio/block.h>
#include <pmt/pmt.h>
#include <volk_gnssssdr/volk_gnssssdr_alloc.h>
#include <deque>
#include <fstream>
#include <map>
#include <string>
```

## Classes

- class [glonass\\_l2\\_ca\\_dll\\_pll\\_c\\_aid\\_tracking\\_cc](#)

*This class implements a DLL + PLL tracking loop block.*

## Typedefs

- using [glonass\\_l2\\_ca\\_dll\\_pll\\_c\\_aid\\_tracking\\_cc\\_sptr](#) = gnss\_shared\_ptr< [glonass\\_l2\\_ca\\_dll\\_pll\\_c\\_aid\\_tracking\\_cc](#) >

## Functions

- `glonass_l2_ca_dll_pll_c_aid_tracking_cc_sptr glonass_l2_ca_dll_pll_c_aid_make_tracking_cc` (int64\_t fs\_in, uint32\_t vector\_length, bool dump, const std::string &dump\_filename, float pll\_bw\_hz, float dll\_bw\_hz, float pll\_bw\_narrow\_hz, float dll\_bw\_narrow\_hz, int32\_t extend\_correlation\_ms, float early\_late\_space\_chips)

### 11.155.1 Detailed Description

Implementation of a code DLL + carrier PLL tracking block.

#### Author

Damian Miralles, 2018. dmiralles2009(at)gmail.com

Code DLL + carrier PLL according to the algorithms described in: K.Borre, D.M.Akos, N.Bertelsen, P.Rinder, and S.H.Jensen, A Software-Defined GPS and Galileo Receiver. A Single-Frequency Approach, Birkha user, 2007

GNSS-SDR is a Global Navigation Satellite System software-defined receiver. This file is part of GNSS-SDR.

Copyright (C) 2010-2020 (see AUTHORS file for a list of contributors) SPDX-License-Identifier: GPL-3.0-or-later

### 11.156 glonass\_l2\_ca\_dll\_pll\_c\_aid\_tracking\_sc.h File Reference

Implementation of a code DLL + carrier PLL tracking block.

```
#include "cpu_multicorrelator_16sc.h"
#include "glonass_l2_signal_replica.h"
#include "gnss_block_interface.h"
#include "gnss_synchro.h"
#include "tracking_2nd_DLL_filter.h"
#include "tracking_FLL_PLL_filter.h"
#include <gnuradio/block.h>
#include <volk_gnssssdr/volk_gnssssdr_alloc.h>
#include <deque>
#include <fstream>
#include <map>
#include <string>
```

## Classes

- class [glonass\\_l2\\_ca\\_dll\\_pll\\_c\\_aid\\_tracking\\_sc](#)  
*This class implements a DLL + PLL tracking loop block.*

## Typedefs

- using `glonass_l2_ca_dll_pll_c_aid_tracking_sc_sptr` = `gnss_shared_ptr< glonass\_l2\_ca\_dll\_pll\_c\_aid\_tracking\_sc >`

## Functions

- `glonass_l2_ca_dll_pll_c_aid_tracking_sc_sptr glonass_l2_ca_dll_pll_c_aid_make_tracking_sc` (`int64_t fs_in`, `uint32_t vector_length`, `bool dump`, `const std::string &dump_filename`, `float pll_bw_hz`, `float dll_bw_hz`, `float pll_bw_narrow_hz`, `float dll_bw_narrow_hz`, `int32_t extend_correlation_ms`, `float early_late_space_chips`)

### 11.156.1 Detailed Description

Implementation of a code DLL + carrier PLL tracking block.

#### Author

Damian Miralles, 2018. dmiralles2009(at)gmail.com

Code DLL + carrier PLL according to the algorithms described in: K.Borre, D.M.Akos, N.Bertelsen, P.Rinder, and S.H.Jensen, A Software-Defined GPS and Galileo Receiver. A Single-Frequency Approach, Birkha user, 2007

GNSS-SDR is a Global Navigation Satellite System software-defined receiver. This file is part of GNSS-SDR.

Copyright (C) 2010-2020 (see AUTHORS file for a list of contributors) SPDX-License-Identifier: GPL-3.0-or-later

## 11.157 glonass\_l2\_ca\_dll\_pll\_tracking.h File Reference

Interface of an adapter of a DLL+PLL tracking loop block for Glonass L2 C/A to a [TrackingInterface](#).

```
#include "glonass_l2_ca_dll_pll_tracking_cc.h"
#include "tracking_interface.h"
#include <string>
```

## Classes

- class [GlonassL2CaDllPllTracking](#)  
*This class implements a code DLL + carrier PLL tracking loop.*

### 11.157.1 Detailed Description

Interface of an adapter of a DLL+PLL tracking loop block for Glonass L2 C/A to a [TrackingInterface](#).

#### Author

Damian Miralles, 2018, dmiralles2009(at)gmail.com

Code DLL + carrier PLL according to the algorithms described in: K.Borre, D.M.Akos, N.Bertelsen, P.Rinder, and S.H.Jensen, A Software-Defined GPS and Galileo Receiver. A Single-Frequency Approach, Birkha user, 2007

GNSS-SDR is a Global Navigation Satellite System software-defined receiver. This file is part of GNSS-SDR.

Copyright (C) 2010-2020 (see AUTHORS file for a list of contributors) SPDX-License-Identifier: GPL-3.0-or-later

## 11.158 glonass\_l2\_ca\_dll\_pll\_tracking\_cc.h File Reference

Implementation of a code DLL + carrier PLL tracking block.

```
#include "cpu_multicorrelator.h"
#include "gnss_block_interface.h"
#include "gnss_synchro.h"
#include "tracking_2nd_DLL_filter.h"
#include "tracking_2nd_PLL_filter.h"
#include <gnuradio/block.h>
#include <volk_gnssssdr/volk_gnssssdr_alloc.h>
#include <fstream>
#include <map>
#include <string>
```

### Classes

- class [Glonass\\_L2\\_Ca\\_DLL\\_Pll\\_Tracking\\_cc](#)  
*This class implements a DLL + PLL tracking loop block.*

### Typedefs

- using **glonass\_l2\_ca\_dll\_pll\_tracking\_cc\_sptr** = gnss\_shared\_ptr< [Glonass\\_L2\\_Ca\\_DLL\\_Pll\\_Tracking\\_cc](#) >

### Functions

- glonass\_l2\_ca\_dll\_pll\_tracking\_cc\_sptr **glonass\_l2\_ca\_dll\_pll\_make\_tracking\_cc** (int64\_t fs\_in, uint32\_t vector\_length, bool dump, const std::string &dump\_filename, float pll\_bw\_hz, float dll\_bw\_hz, float early\_↔late\_space\_chips)

### 11.158.1 Detailed Description

Implementation of a code DLL + carrier PLL tracking block.

#### Author

Damian Miralles, 2018. dmiralles2009(at)gmail.com

Code DLL + carrier PLL according to the algorithms described in: K.Borre, D.M.Akos, N.Bertelsen, P.Rinder, and S.H.Jensen, A Software-Defined GPS and Galileo Receiver. A Single-Frequency Approach, Birkha user, 2007

GNSS-SDR is a Global Navigation Satellite System software-defined receiver. This file is part of GNSS-SDR.

Copyright (C) 2010-2020 (see AUTHORS file for a list of contributors) SPDX-License-Identifier: GPL-3.0-or-later

## 11.159 glonass\_l2\_ca\_pcps\_acquisition.h File Reference

Adapts a PCPS acquisition block to an [AcquisitionInterface](#) for Glonass L2 C/A signals.

```
#include "acq_conf.h"
#include "channel_fsm.h"
#include "complex_byte_to_float_x2.h"
#include "gnss_synchro.h"
#include "pcps_acquisition.h"
#include <gnuradio/blocks/float_to_complex.h>
#include <volk_gnssssdr/volk_gnssssdr_alloc.h>
#include <memory>
#include <string>
```

### Classes

- class [GlonassL2CaPcpsAcquisition](#)

*This class adapts a PCPS acquisition block to an [AcquisitionInterface](#) for GLONASS L2 C/A signals.*

### 11.159.1 Detailed Description

Adapts a PCPS acquisition block to an [AcquisitionInterface](#) for Glonass L2 C/A signals.

#### Author

Damian Miralles, 2018, [dmiralles2009@gmail.com](mailto:dmiralles2009@gmail.com)

GNSS-SDR is a Global Navigation Satellite System software-defined receiver. This file is part of GNSS-SDR.

Copyright (C) 2010-2020 (see AUTHORS file for a list of contributors) SPDX-License-Identifier: GPL-3.0-or-later

## 11.160 glonass\_l2\_ca\_telemetry\_decoder.h File Reference

Interface of an adapter of a GLONASS L2 C/A NAV data decoder block to a [TelemetryDecoderInterface](#).

```
#include "glonass_l2_ca_telemetry_decoder_gs.h"
#include "gnss_satellite.h"
#include "gnss_synchro.h"
#include "telemetry_decoder_interface.h"
#include "tlm_conf.h"
#include <gnuradio/runtime_types.h>
#include <cstddef>
#include <string>
```

### Classes

- class [GlonassL2CaTelemetryDecoder](#)

*This class implements a NAV data decoder for GLONASS L2 C/A.*

### 11.160.1 Detailed Description

Interface of an adapter of a GLONASS L2 C/A NAV data decoder block to a [TelemetryDecoderInterface](#).

#### Author

Damian Miralles, 2018. dmiralles2009(at)gmail.com

GNSS-SDR is a Global Navigation Satellite System software-defined receiver. This file is part of GNSS-SDR.

Copyright (C) 2010-2020 (see AUTHORS file for a list of contributors) SPDX-License-Identifier: GPL-3.0-or-later

## 11.161 glonass\_l2\_ca\_telemetry\_decoder\_gs.h File Reference

Implementation of a GLONASS L2 C/A NAV data decoder block.

```
#include "GLONASS_L1_L2_CA.h"
#include "glonass_gnav_navigation_message.h"
#include "gnss_block_interface.h"
#include "gnss_satellite.h"
#include "gnss_synchro.h"
#include "nav_message_packet.h"
#include "tlm_conf.h"
#include "tlm_crc_stats.h"
#include <boost/circular_buffer.hpp>
#include <gnuradio/block.h>
#include <gnuradio/types.h>
#include <array>
#include <cstdint>
#include <fstream>
#include <memory>
#include <string>
```

### Classes

- class [glonass\\_l2\\_ca\\_telemetry\\_decoder\\_gs](#)

*This class implements a block that decodes the GNAV data defined in GLONASS ICD v5.1.*

### Typedefs

- using [glonass\\_l2\\_ca\\_telemetry\\_decoder\\_gs\\_sptr](#) = gnss\_shared\_ptr< [glonass\\_l2\\_ca\\_telemetry\\_decoder\\_gs](#) >

### Functions

- [glonass\\_l2\\_ca\\_telemetry\\_decoder\\_gs\\_sptr glonass\\_l2\\_ca\\_make\\_telemetry\\_decoder\\_gs](#) (const [Gnss\\_Satellite](#) &satellite, const [Tlm\\_Conf](#) &conf)

### 11.161.1 Detailed Description

Implementation of a GLONASS L2 C/A NAV data decoder block.

#### Author

Damian Miralles, 2018. dmiralles2009(at)gmail.com

GNSS-SDR is a Global Navigation Satellite System software-defined receiver. This file is part of GNSS-SDR.

Copyright (C) 2010-2020 (see AUTHORS file for a list of contributors) SPDX-License-Identifier: GPL-3.0-or-later

## 11.162 glonass\_l2\_signal\_replica.h File Reference

This file implements various functions for GLONASS L2 CA signal replica generation.

```
#include <complex>
#include <cstdint>
#include <gsl/gsl-lite.hpp>
```

### Functions

- void [glonass\\_l2\\_ca\\_code\\_gen\\_complex](#) (own::span< std::complex< float >> dest, uint32\_t chip\_shift)  
*Generates complex GLONASS L2 C/A code for the desired SV ID and code shift.*
- void [glonass\\_l2\\_ca\\_code\\_gen\\_complex\\_sampled](#) (own::span< std::complex< float >> dest, int32\_t sampling\_freq, uint32\_t chip\_shift)  
*Generates complex GLONASS L2 C/A code for the desired SV ID and code shift, and sampled to specific sampling frequency.*

### 11.162.1 Detailed Description

This file implements various functions for GLONASS L2 CA signal replica generation.

#### Author

Damian Miralles, 2018, dmiralles2009(at)gmail.com

GNSS-SDR is a Global Navigation Satellite System software-defined receiver. This file is part of GNSS-SDR.

Copyright (C) 2010-2020 (see AUTHORS file for a list of contributors) SPDX-License-Identifier: GPL-3.0-or-later

## 11.163 gnmax\_signal\_source.h File Reference

gnMAX2769 USB dongle GPS RF front-end signal sampler driver

```
#include "concurrent_queue.h"
#include "signal_source_base.h"
#include <gnuradio/blocks/file_sink.h>
#include <pmt/pmt.h>
#include <stdint>
#include <memory>
#include <stdexcept>
#include <string>
```

### Classes

- class [GnMaxSignalSource](#)

*This class reads samples from a gnMAX2769 USB dongle, a RF front-end signal sampler.*

### 11.163.1 Detailed Description

gnMAX2769 USB dongle GPS RF front-end signal sampler driver

#### Author

Wojciech Kazubski, wk(at)ire.pw.edu.pl  
Javier Arribas, jarribas(at)cttc.es

Copyright (C) 2010-2020 (see AUTHORS file for a list of contributors)

GNSS-SDR is a software defined Global Navigation Satellite Systems receiver

This file is part of GNSS-SDR.

SPDX-License-Identifier: GPL-3.0-or-later

## 11.164 gnss\_almanac.h File Reference

Base class for GNSS almanac storage.

```
#include <array>
#include <stdint>
```

### Classes

- class [Gnss\\_Almanac](#)

*Base class for GNSS almanac storage.*



### 11.164.1 Detailed Description

Base class for GNSS almanac storage.

#### Author

Carles Fernandez, 2021. cfernandez(at)cttc.es

GNSS-SDR is a Global Navigation Satellite System software-defined receiver. This file is part of GNSS-SDR.

Copyright (C) 2010-2021 (see AUTHORS file for a list of contributors) SPDX-License-Identifier: GPL-3.0-or-later

## 11.165 gnss\_block\_factory.h File Reference

Interface of a factory that returns smart pointers to GNSS blocks.

```
#include "concurrent_queue.h"
#include <pmt/pmt.h>
#include <memory>
#include <string>
#include <vector>
```

### Classes

- class [GNSSBlockFactory](#)

*Class that produces all kinds of GNSS blocks.*

### 11.165.1 Detailed Description

Interface of a factory that returns smart pointers to GNSS blocks.

#### Author

Carlos Aviles, 2010. carlos.avilesr(at)gmail.com Luis Esteve, 2011. luis(at)epsilon-formacion.com Javier Arribas, 2011. jarribas(at)cttc.es Carles Fernandez-Prades, 2014-2020. cfernandez(at)cttc.es

This class encapsulates the complexity behind the instantiation of GNSS blocks.

GNSS-SDR is a Global Navigation Satellite System software-defined receiver. This file is part of GNSS-SDR.

Copyright (C) 2010-2020 (see AUTHORS file for a list of contributors) SPDX-License-Identifier: GPL-3.0-or-later

## 11.166 gnss\_block\_interface.h File Reference

This interface represents a GNSS block.

```
#include <gnuradio/top_block.h>
#include <cassert>
#include <string>
#include <utility>
#include <boost/make_shared.hpp>
#include <boost/shared_ptr.hpp>
```

### Classes

- class [GNSSBlockInterface](#)  
*This abstract class represents an interface to GNSS blocks.*

### Typedefs

- `template<typename T >`  
using **gnss\_shared\_ptr** = boost::shared\_ptr< T >

### Functions

- `template<typename C, typename... Args>`  
`gnss_shared_ptr< C >` **gnss\_make\_shared** (Args &&... args)

#### 11.166.1 Detailed Description

This interface represents a GNSS block.

#### Author

Carlos Aviles, 2010. carlos.avilesr(at)gmail.com

Abstract class for GNSS block interfaces. Since all its methods are virtual, this class cannot be instantiated directly, and a subclass can only be instantiated directly if all inherited pure virtual methods have been implemented by that class or a parent class.

GNSS-SDR is a Global Navigation Satellite System software-defined receiver. This file is part of GNSS-SDR.

Copyright (C) 2010-2020 (see AUTHORS file for a list of contributors) SPDX-License-Identifier: GPL-3.0-or-later

## 11.167 gnss\_circular\_deque.h File Reference

This class implements a circular deque for [Gnss\\_Synchro](#).

```
#include <boost/circular_buffer.hpp>
#include <vector>
```

## Classes

- class [Gnss\\_circular\\_deque< T >](#)

### 11.167.1 Detailed Description

This class implements a circular deque for [Gnss\\_Synchro](#).

#### Author

Antonio Ramos, 2018. antonio.ramosdet(at)gmail.com

GNSS-SDR is a Global Navigation Satellite System software-defined receiver. This file is part of GNSS-SDR.

Copyright (C) 2010-2020 (see AUTHORS file for a list of contributors) SPDX-License-Identifier: GPL-3.0-or-later

## 11.168 gnss\_ephemeris.h File Reference

Base class for GNSS Ephemeris.

```
#include <array>
#include <cstdint>
```

## Classes

- class [Gnss\\_Ephemeris](#)  
*Base class for GNSS ephemeris storage.*

### 11.168.1 Detailed Description

Base class for GNSS Ephemeris.

#### Author

Carles Fernandez, 2021. cfernandez(at)cttc.es

GNSS-SDR is a Global Navigation Satellite System software-defined receiver. This file is part of GNSS-SDR.

Copyright (C) 2010-2021 (see AUTHORS file for a list of contributors) SPDX-License-Identifier: GPL-3.0-or-later

## 11.169 gnss\_flowgraph.h File Reference

Interface of a GNSS receiver flow graph.

```
#include "channel_status_msg_receiver.h"
#include "concurrent_queue.h"
#include "galileo_e6_has_msg_receiver.h"
#include "gnss_sdr_sample_counter.h"
#include "gnss_signal.h"
#include "pvt_interface.h"
#include <gnuradio/blocks/null_sink.h>
#include <gnuradio/runtime_types.h>
#include <pmt/pmt.h>
#include <list>
#include <map>
#include <memory>
#include <mutex>
#include <string>
#include <utility>
#include <vector>
```

### Classes

- class [GNSSFlowgraph](#)

*This class represents a GNSS flow graph.*

### 11.169.1 Detailed Description

Interface of a GNSS receiver flow graph.

#### Author

Carlos Aviles, 2010. [carlos.avilesr\(at\)gmail.com](mailto:carlos.avilesr(at)gmail.com) Luis Esteve, 2011. [luis\(at\)epsilon-formacion.com](mailto:luis(at)epsilon-formacion.com) Carles Fernandez-Prades, 2014-2020. [cfernandez\(at\)cttc.es](mailto:cfernandez(at)cttc.es) Álvaro Cebrián Juan, 2018. [acebrianjuan\(at\)gmail.com](mailto:acebrianjuan(at)gmail.com) ↵

It contains a signal source, a signal conditioner, a set of channels, an observables block and a pvt.

GNSS-SDR is a Global Navigation Satellite System software-defined receiver. This file is part of GNSS-SDR.

Copyright (C) 2010-2020 (see AUTHORS file for a list of contributors) SPDX-License-Identifier: GPL-3.0-or-later

## 11.170 gnss\_frequencies.h File Reference

GNSS Frequencies.

## Variables

- constexpr double [FREQ1](#) = 1.57542e9  
*L1/E1 frequency (Hz)*
- constexpr double [FREQ2](#) = 1.22760e9  
*L2 frequency (Hz)*
- constexpr double [FREQ5](#) = 1.17645e9  
*L5/E5a frequency (Hz)*
- constexpr double [FREQ6](#) = 1.27875e9  
*E6/LEX frequency (Hz)*
- constexpr double [FREQ7](#) = 1.20714e9  
*E5b frequency (Hz)*
- constexpr double [FREQ8](#) = 1.191795e9  
*E5a+b frequency (Hz)*
- constexpr double [FREQ9](#) = 2.492028e9  
*S frequency (Hz)*
- constexpr double [FREQ1\\_GLO](#) = 1.60200e9  
*GLONASS G1 base frequency (Hz)*
- constexpr double [DFRQ1\\_GLO](#) = 0.56250e6  
*GLONASS G1 bias frequency (Hz/n)*
- constexpr double [FREQ2\\_GLO](#) = 1.24600e9  
*GLONASS G2 base frequency (Hz)*
- constexpr double [DFRQ2\\_GLO](#) = 0.43750e6  
*GLONASS G2 bias frequency (Hz/n)*
- constexpr double [FREQ3\\_GLO](#) = 1.202025e9  
*GLONASS G3 frequency (Hz)*
- constexpr double [FREQ1\\_BDS](#) = 1.561098e9  
*BeiDou B1 frequency (Hz)*
- constexpr double [FREQ2\\_BDS](#) = 1.20714e9  
*BeiDou B2 frequency (Hz)*
- constexpr double [FREQ3\\_BDS](#) = 1.26852e9  
*BeiDou B3 frequency (Hz)*

### 11.170.1 Detailed Description

GNSS Frequencies.

#### Author

Carles Fernandez, 2017. cfernandez(at)cttc.es

GNSS-SDR is a Global Navigation Satellite System software-defined receiver. This file is part of GNSS-SDR.

Copyright (C) 2010-2020 (see AUTHORS file for a list of contributors) SPDX-License-Identifier: GPL-3.0-or-later

## 11.171 gnss\_obs\_codes.h File Reference

GNSS Observable codes.

```
#include <cstdint>
```

## Variables

- constexpr uint32\_t [CODE\\_NONE](#) = 0  
*obs code: none or unknown*
- constexpr uint32\_t [CODE\\_L1C](#) = 1  
*obs code: L1C/A,G1C/A,E1C (GPS,GLO,GAL,QZS,SBS)*
- constexpr uint32\_t [CODE\\_L1P](#) = 2  
*obs code: L1P,G1P (GPS,GLO)*
- constexpr uint32\_t [CODE\\_L1W](#) = 3  
*obs code: L1 Z-track (GPS)*
- constexpr uint32\_t [CODE\\_L1Y](#) = 4  
*obs code: L1Y (GPS)*
- constexpr uint32\_t [CODE\\_L1M](#) = 5  
*obs code: L1M (GPS)*
- constexpr uint32\_t [CODE\\_L1N](#) = 6  
*obs code: L1codeless (GPS)*
- constexpr uint32\_t [CODE\\_L1S](#) = 7  
*obs code: L1C(D) (GPS,QZS)*
- constexpr uint32\_t [CODE\\_L1L](#) = 8  
*obs code: L1C(P) (GPS,QZS)*
- constexpr uint32\_t [CODE\\_L1E](#) = 9  
*(not used)*
- constexpr uint32\_t [CODE\\_L1A](#) = 10  
*obs code: E1A (GAL)*
- constexpr uint32\_t [CODE\\_L1B](#) = 11  
*obs code: E1B (GAL)*
- constexpr uint32\_t [CODE\\_L1X](#) = 12  
*obs code: E1B+C,L1C(D+P) (GAL,QZS)*
- constexpr uint32\_t [CODE\\_L1Z](#) = 13  
*obs code: E1A+B+C,L1SAIF (GAL,QZS)*
- constexpr uint32\_t [CODE\\_L2C](#) = 14  
*obs code: L2C/A,G1C/A (GPS,GLO)*
- constexpr uint32\_t [CODE\\_L2D](#) = 15  
*obs code: L2 L1C/A-(P2-P1) (GPS)*
- constexpr uint32\_t [CODE\\_L2S](#) = 16  
*obs code: L2C(M) (GPS,QZS)*
- constexpr uint32\_t [CODE\\_L2L](#) = 17  
*obs code: L2C(L) (GPS,QZS)*
- constexpr uint32\_t [CODE\\_L2X](#) = 18  
*obs code: L2C(M+L),B1I+Q (GPS,QZS,BDS)*
- constexpr uint32\_t [CODE\\_L2P](#) = 19  
*obs code: L2P,G2P (GPS,GLO)*
- constexpr uint32\_t [CODE\\_L2W](#) = 20  
*obs code: L2 Z-track (GPS)*
- constexpr uint32\_t [CODE\\_L2Y](#) = 21  
*obs code: L2Y (GPS)*
- constexpr uint32\_t [CODE\\_L2M](#) = 22  
*obs code: L2M (GPS)*
- constexpr uint32\_t [CODE\\_L2N](#) = 23  
*obs code: L2codeless (GPS)*
- constexpr uint32\_t [CODE\\_L5I](#) = 24

- obs code: L5/E5aI (GPS,GAL,QZS,SBS)*
- constexpr uint32\_t [CODE\\_L5Q](#) = 25
- obs code: L5/E5aQ (GPS,GAL,QZS,SBS)*
- constexpr uint32\_t [CODE\\_L5X](#) = 26
- obs code: L5/E5aI+Q/L5B+C (GPS,GAL,QZS,IRN,SBS)*
- constexpr uint32\_t [CODE\\_L7I](#) = 27
- obs code: E5bI,B2I (GAL,BDS)*
- constexpr uint32\_t [CODE\\_L7Q](#) = 28
- obs code: E5bQ,B2Q (GAL,BDS)*
- constexpr uint32\_t [CODE\\_L7X](#) = 29
- obs code: E5bI+Q,B2I+Q (GAL,BDS)*
- constexpr uint32\_t [CODE\\_L6A](#) = 30
- obs code: E6A (GAL)*
- constexpr uint32\_t [CODE\\_L6B](#) = 31
- obs code: E6B (GAL)*
- constexpr uint32\_t [CODE\\_L6C](#) = 32
- obs code: E6C (GAL)*
- constexpr uint32\_t [CODE\\_L6X](#) = 33
- obs code: E6B+C,LEXS+L,B3I+Q (GAL,QZS,BDS)*
- constexpr uint32\_t [CODE\\_L6Z](#) = 34
- obs code: E6A+B+C (GAL)*
- constexpr uint32\_t [CODE\\_L6S](#) = 35
- obs code: LEXS (QZS)*
- constexpr uint32\_t [CODE\\_L6L](#) = 36
- obs code: LEXL (QZS)*
- constexpr uint32\_t [CODE\\_L8I](#) = 37
- obs code: E5(a+b)I (GAL)*
- constexpr uint32\_t [CODE\\_L8Q](#) = 38
- obs code: E5(a+b)Q (GAL)*
- constexpr uint32\_t [CODE\\_L8X](#) = 39
- obs code: E5(a+b)I+Q (GAL)*
- constexpr uint32\_t [CODE\\_L2I](#) = 40
- obs code: B1I (BDS)*
- constexpr uint32\_t [CODE\\_L2Q](#) = 41
- obs code: B1Q (BDS)*
- constexpr uint32\_t [CODE\\_L6I](#) = 42
- obs code: B3I (BDS)*
- constexpr uint32\_t [CODE\\_L6Q](#) = 43
- obs code: B3Q (BDS)*
- constexpr uint32\_t [CODE\\_L3I](#) = 44
- obs code: G3I (GLO)*
- constexpr uint32\_t [CODE\\_L3Q](#) = 45
- obs code: G3Q (GLO)*
- constexpr uint32\_t [CODE\\_L3X](#) = 46
- obs code: G3I+Q (GLO)*
- constexpr uint32\_t [CODE\\_L1I](#) = 47
- obs code: B1I (BDS)*
- constexpr uint32\_t [CODE\\_L1Q](#) = 48
- obs code: B1Q (BDS)*
- constexpr uint32\_t [CODE\\_L5A](#) = 49
- obs code: L5A SPS (IRN)*

- constexpr uint32\_t [CODE\\_L5B](#) = 50  
*obs code: L5B RS(D) (IRN)*
- constexpr uint32\_t [CODE\\_L5C](#) = 51  
*obs code: L5C RS(P) (IRN)*
- constexpr uint32\_t [CODE\\_L9A](#) = 52  
*obs code: SA SPS (IRN)*
- constexpr uint32\_t [CODE\\_L9B](#) = 53  
*obs code: SB RS(D) (IRN)*
- constexpr uint32\_t [CODE\\_L9C](#) = 54  
*obs code: SC RS(P) (IRN)*
- constexpr uint32\_t [CODE\\_L9X](#) = 55  
*obs code: SB+C (IRN)*
- constexpr int32\_t [MAXCODE](#) = 55  
*max number of obs code*

### 11.171.1 Detailed Description

GNSS Observable codes.

#### Author

Carles Fernandez, 2017. cfernandez(at)cttc.es

GNSS-SDR is a Global Navigation Satellite System software-defined receiver. This file is part of GNSS-SDR.

Copyright (C) 2010-2020 (see AUTHORS file for a list of contributors) SPDX-License-Identifier: GPL-3.0-or-later

## 11.172 gnss\_satellite.h File Reference

Interface of the [Gnss\\_Satellite](#) class.

```
#include <stdint>
#include <map>
#include <ostream>
#include <set>
#include <string>
```

### Classes

- class [Gnss\\_Satellite](#)  
*This class represents a GNSS satellite.*



### 11.172.1 Detailed Description

Interface of the [Gnss\\_Satellite](#) class.

#### Author

Carles Fernandez-Prades, 2012. cfernandez(at)cttc.es

GNSS-SDR is a Global Navigation Satellite System software-defined receiver. This file is part of GNSS-SDR.

Copyright (C) 2010-2020 (see AUTHORS file for a list of contributors) SPDX-License-Identifier: GPL-3.0-or-later

## 11.173 gnss\_sdr\_create\_directory.h File Reference

Create a directory.

```
#include <string>
```

### Functions

- bool **gnss\_sdr\_create\_directory** (const std::string &foldername)

### 11.173.1 Detailed Description

Create a directory.

#### Author

Carles Fernandez-Prades, 2018. cfernandez(at)cttc.es

GNSS-SDR is a Global Navigation Satellite System software-defined receiver. This file is part of GNSS-SDR.

Copyright (C) 2010-2020 (see AUTHORS file for a list of contributors) SPDX-License-Identifier: GPL-3.0-or-later

## 11.174 gnss\_sdr\_fft.h File Reference

Helper file for FFT interface.

```
#include "gnss_sdr_make_unique.h"
#include <gnuradio/fft/fft.h>
#include <memory>
#include <utility>
```

## Typedefs

- using **gnss\_fft\_complex\_fwd** = gr::fft::fft\_complex
- using **gnss\_fft\_complex\_rev** = gr::fft::fft\_complex
- template<typename T >  
using **gnss\_fft\_fwd\_unique\_ptr** = std::unique\_ptr< T >
- template<typename T >  
using **gnss\_fft\_rev\_unique\_ptr** = std::unique\_ptr< T >

## Functions

- template<typename... Args>  
gnss\_fft\_fwd\_unique\_ptr< gr::fft::fft\_complex > **gnss\_fft\_fwd\_make\_unique** (Args &&... args)
- template<typename... Args>  
gnss\_fft\_rev\_unique\_ptr< gr::fft::fft\_complex > **gnss\_fft\_rev\_make\_unique** (Args &&... args)

### 11.174.1 Detailed Description

Helper file for FFT interface.

#### Author

Carles Fernandez Prades, 2021. cfernandez(at)cttc.es

GNSS-SDR is a Global Navigation Satellite System software-defined receiver. This file is part of GNSS-SDR.

Copyright (C) 2010-2021 (see AUTHORS file for a list of contributors) SPDX-License-Identifier: GPL-3.0-or-later

## 11.175 gnss\_sdr\_filesystem.h File Reference

Helper file for filesystem library interface.

```
#include <boost/filesystem/operations.hpp>
#include <boost/filesystem/path.hpp>
#include <boost/filesystem/path_traits.hpp>
#include <boost/system/error_code.hpp>
```

### 11.175.1 Detailed Description

Helper file for filesystem library interface.

#### Author

Carles Fernandez Prades, 2021. cfernandez(at)cttc.es

GNSS-SDR is a Global Navigation Satellite System software-defined receiver. This file is part of GNSS-SDR.

Copyright (C) 2010-2021 (see AUTHORS file for a list of contributors) SPDX-License-Identifier: GPL-3.0-or-later

## 11.176 gnss\_sdr\_flags.h File Reference

Helper file for gnss-sdr commandline flags.

```
#include <gflags/gflags.h>
#include <cstdint>
```

### Functions

- [DECLARE\\_string](#) (c)  
*Path to the configuration file.*
- [DECLARE\\_string](#) (config\_file)  
*Path to the configuration file.*
- [DECLARE\\_string](#) (log\_dir)  
*Path to the folder in which logging will be stored.*
- [DECLARE\\_string](#) (s)  
*Path to the file containing the signal samples.*
- [DECLARE\\_string](#) (signal\_source)  
*Path to the file containing the signal samples.*
- [DECLARE\\_string](#) (timestamp\_source)  
*Path to the file containing the signal samples.*
- [DECLARE\\_bool](#) (rf\_shutdown)  
*Shutdown RF when program exits.*
- [DECLARE\\_int32](#) (doppler\_max)  
*If defined, maximum Doppler value in the search grid, in Hz (overrides the configuration file).*
- [DECLARE\\_int32](#) (doppler\_step)  
*If defined, sets the frequency step in the search grid, in Hz, in Hz (overrides the configuration file).*
- [DECLARE\\_int32](#) (cn0\_samples)  
*Number of correlator outputs used for CN0 estimation.*
- [DECLARE\\_int32](#) (cn0\_min)  
*Minimum valid CN0 (in dB-Hz).*
- [DECLARE\\_int32](#) (max\_lock\_fail)  
*Maximum number of code lock failures before dropping a satellite.*
- [DECLARE\\_int32](#) (max\_carrier\_lock\_fail)  
*Maximum number of carrier lock failures before dropping a satellite.*
- [DECLARE\\_double](#) (carrier\_lock\_th)  
*Carrier lock threshold (in rad).*
- [DECLARE\\_double](#) (dll\_bw\_hz)  
*Bandwidth of the DLL low pass filter, in Hz (overrides the configuration file).*
- [DECLARE\\_double](#) (pll\_bw\_hz)  
*Bandwidth of the PLL low pass filter, in Hz (overrides the configuration file).*
- [DECLARE\\_int32](#) (carrier\_smoothing\_factor)  
*Sets carrier smoothing factor M (overrides the configuration file).*
- [DECLARE\\_string](#) (RINEX\_version)  
*If defined, specifies the RINEX version (2.11 or 3.02). Overrides the configuration file.*
- [DECLARE\\_string](#) (RINEX\_name)  
*If defined, specifies the RINEX files base name.*
- [DECLARE\\_bool](#) (keyboard)  
*If set to false, disables the keyboard listener. Only for debug purposes (e.g. ASAN mode termination)*

## Variables

- `const int32_t DEFAULT_CARRIER_SMOOTHING_FACTOR = 200`

### 11.176.1 Detailed Description

Helper file for gnss-sdr commandline flags.

#### Author

Carles Fernandez-Prades, 2018. cfernandez(at)cttc.es

GNSS-SDR is a Global Navigation Satellite System software-defined receiver. This file is part of GNSS-SDR.

Copyright (C) 2010-2020 (see AUTHORS file for a list of contributors) SPDX-License-Identifier: GPL-3.0-or-later

## 11.177 gnss\_sdr\_fpga\_sample\_counter.h File Reference

Simple block to report the current receiver time based on the output of the tracking or telemetry blocks.

```
#include "gnss_block_interface.h"
#include <gnuradio/block.h>
#include <gnuradio/types.h>
#include <cstdint>
#include <string>
```

## Classes

- class [gnss\\_sdr\\_fpga\\_sample\\_counter](#)

## Typedefs

- using `gnss_sdr_fpga_sample_counter_sptr` = `gnss_shared_ptr< gnss\_sdr\_fpga\_sample\_counter >`

## Functions

- `gnss_sdr_fpga_sample_counter_sptr gnss_sdr_make_fpga_sample_counter` (double `_fs`, int32\_t `_interval_ms`)

### 11.177.1 Detailed Description

Simple block to report the current receiver time based on the output of the tracking or telemetry blocks.

#### Author

Javier Arribas 2018. jarribas(at)cttc.es

GNSS-SDR is a Global Navigation Satellite System software-defined receiver. This file is part of GNSS-SDR.

Copyright (C) 2010-2020 (see AUTHORS file for a list of contributors) SPDX-License-Identifier: GPL-3.0-or-later

## 11.178 gnss\_sdr\_make\_unique.h File Reference

This file implements std::make\_unique for C++11.

### 11.178.1 Detailed Description

This file implements std::make\_unique for C++11.

#### Author

Carles Fernandez-Prades, 2020. cfernandez(at)cttc.es

Based on <https://stackoverflow.com/a/17902439>

GNSS-SDR is a Global Navigation Satellite System software-defined receiver. This file is part of GNSS-SDR.

Copyright (C) 2010-2020 (see AUTHORS file for a list of contributors) SPDX-License-Identifier: GPL-3.0-or-later

## 11.179 gnss\_sdr\_sample\_counter.h File Reference

Simple block to report the current receiver time based on the output of the tracking or telemetry blocks.

```
#include "gnss_block_interface.h"
#include <gnuradio/sync_decimator.h>
#include <gnuradio/types.h>
#include <cstdint>
#include <cstdint>
```

### Classes

- class [gnss\\_sdr\\_sample\\_counter](#)

### Typedefs

- using **gnss\_sdr\_sample\_counter\_sptr** = gnss\_shared\_ptr< [gnss\\_sdr\\_sample\\_counter](#) >

### Functions

- gnss\_sdr\_sample\_counter\_sptr **gnss\_sdr\_make\_sample\_counter** (double \_fs, int32\_t \_interval\_ms, size\_t \_t\_size)

### 11.179.1 Detailed Description

Simple block to report the current receiver time based on the output of the tracking or telemetry blocks.

#### Author

Javier Arribas 2018. jarribas(at)cttc.es

GNSS-SDR is a Global Navigation Satellite System software-defined receiver. This file is part of GNSS-SDR.

Copyright (C) 2010-2020 (see AUTHORS file for a list of contributors) SPDX-License-Identifier: GPL-3.0-or-later

## 11.180 gnss\_sdr\_string\_literals.h File Reference

This file implements the ""s operator for std::string in C++11, and puts it into the std::string\_literals namespace. This is already implemented in C++14, so this is only compiled when using C++11. The .cc file is required for avoiding the duplication of symbols.

### 11.180.1 Detailed Description

This file implements the ""s operator for std::string in C++11, and puts it into the std::string\_literals namespace. This is already implemented in C++14, so this is only compiled when using C++11. The .cc file is required for avoiding the duplication of symbols.

#### Author

Carles Fernandez-Prades, 2021. cfernandez(at)cttc.es

GNSS-SDR is a Global Navigation Satellite System software-defined receiver. This file is part of GNSS-SDR.

Copyright (C) 2010-2021 (see AUTHORS file for a list of contributors) SPDX-License-Identifier: GPL-3.0-or-later

## 11.181 gnss\_sdr\_supl\_client.h File Reference

class that implements a C++ interface to external Secure User Location Protocol (SUPL) client library.

```
#include "supl.h"
#include "agnss_ref_location.h"
#include "agnss_ref_time.h"
#include "galileo_almanac.h"
#include "galileo_ephemeris.h"
#include "galileo_iono.h"
#include "galileo_utc_model.h"
#include "glonass_gnav_ephemeris.h"
#include "glonass_gnav_utc_model.h"
#include "gps_acq_assist.h"
#include "gps_almanac.h"
#include "gps_cnav_ephemeris.h"
#include "gps_cnav_utc_model.h"
#include "gps_ephemeris.h"
#include "gps_iono.h"
#include "gps_utc_model.h"
#include <fstream>
#include <map>
#include <string>
```

## Classes

- class [Gnss\\_Sdr\\_Supl\\_Client](#)

*class that implements a C++ interface to external Secure User Location Protocol (SUPL) client library.*

### 11.181.1 Detailed Description

class that implements a C++ interface to external Secure User Location Protocol (SUPL) client library.

#### Author

Javier Arribas, 2013. jarribas(at)cttc.es

TODO: put here supl.c author info class that implements a C++ interface to external Secure User Location Protocol (SUPL) client library.

GNSS-SDR is a Global Navigation Satellite System software-defined receiver. This file is part of GNSS-SDR.

Copyright (C) 2010-2020 (see AUTHORS file for a list of contributors) SPDX-License-Identifier: GPL-3.0-or-later

## 11.182 gnss\_sdr\_time\_counter.h File Reference

Simple block to report the current receiver time based on the output of the tracking or telemetry blocks.

```
#include <gnuradio/block.h>
#include <gnuradio/types.h>
#include <cstdint>
#include <memory>
```

## Classes

- class [gnss\\_sdr\\_time\\_counter](#)

## Typedefs

- using [gnss\\_sdr\\_time\\_counter\\_sptr](#) = std::shared\_ptr< [gnss\\_sdr\\_time\\_counter](#) >

## Functions

- [gnss\\_sdr\\_time\\_counter\\_sptr](#) [gnss\\_sdr\\_make\\_time\\_counter](#) ()

### 11.182.1 Detailed Description

Simple block to report the current receiver time based on the output of the tracking or telemetry blocks.

#### Author

Antonio Ramos 2018. antonio.ramosdet(at)gmail.com

GNSS-SDR is a Global Navigation Satellite System software-defined receiver. This file is part of GNSS-SDR.

Copyright (C) 2010-2020 (see AUTHORS file for a list of contributors) SPDX-License-Identifier: GPL-3.0-or-later

## 11.183 gnss\_sdr\_timestamp.h File Reference

GNURadio block that adds to sample stream timestamp metadata information stored on a separated file.

```
#include "gnss_block_interface.h"
#include "gnss_time.h"
#include <gnuradio/sync_block.h>
#include <gnuradio/types.h>
#include <pmt/pmt.h>
#include <cstdint>
#include <cstring>
#include <fstream>
#include <string>
```

### Classes

- class [Gnss\\_Sdr\\_Timestamp](#)

### Functions

- `gnss_shared_ptr< Gnss\_Sdr\_Timestamp > gnss_sdr_make_Timestamp (size_t sizeof_stream_item, std::string timestamp_file, double clock_offset_ms)`

### 11.183.1 Detailed Description

GNURadio block that adds to sample stream timestamp metadata information stored on a separated file.

#### Author

Javier Arribas, 2021. jarribas(at)cttc.es

GNSS-SDR is a Global Navigation Satellite System software-defined receiver. This file is part of GNSS-SDR.

Copyright (C) 2010-2021 (see AUTHORS file for a list of contributors) SPDX-License-Identifier: GPL-3.0-or-later



## 11.184 gnss\_sdr\_valve.h File Reference

Interface of a GNU Radio block that sends a STOP message to the control queue right after a specific number of samples have passed through it.

```
#include "concurrent_queue.h"
#include "gnss_block_interface.h"
#include <gnuradio/sync_block.h>
#include <gnuradio/types.h>
#include <pmt/pmt.h>
#include <cstdint>
#include <cstdint>
```

### Classes

- class [Gnss\\_Sdr\\_Valve](#)

*Implementation of a GNU Radio block that sends a STOP message to the control queue right after a specific number of samples have passed through it.*

### Functions

- `gnss_shared_ptr<Gnss\_Sdr\_Valve> gnss_sdr_make_valve` (`size_t sizeof_stream_item`, `uint64_t nitems`, `Concurrent_Queue<pmt::pmt_t> *queue`)
- `gnss_shared_ptr<Gnss\_Sdr\_Valve> gnss_sdr_make_valve` (`size_t sizeof_stream_item`, `uint64_t nitems`, `Concurrent_Queue<pmt::pmt_t> *queue`, `bool stop_flowgraph`)

#### 11.184.1 Detailed Description

Interface of a GNU Radio block that sends a STOP message to the control queue right after a specific number of samples have passed through it.

#### Author

Javier Arribas, 2018. [jarribas\(at\)cttc.es](mailto:jarribas(at)cttc.es)  
Carlos Aviles, 2010. [carlos.avilesr\(at\)gmail.com](mailto:carlos.avilesr(at)gmail.com)

GNSS-SDR is a Global Navigation Satellite System software-defined receiver. This file is part of GNSS-SDR.

Copyright (C) 2010-2020 (see AUTHORS file for a list of contributors) SPDX-License-Identifier: GPL-3.0-or-later

## 11.185 gnss\_signal.h File Reference

Implementation of the [Gnss\\_Signal](#) class.

```
#include "gnss_satellite.h"
#include <ostream>
#include <string>
```

## Classes

- class [Gnss\\_Signal](#)

*This class represents a GNSS signal.*

### 11.185.1 Detailed Description

Implementation of the [Gnss\\_Signal](#) class.

#### Author

Luis Esteve, 2012. luis(at)epsilon-formacion.com Javier Arribas, 2012. jarribas(at)cttc.es

GNSS-SDR is a Global Navigation Satellite System software-defined receiver. This file is part of GNSS-SDR.

Copyright (C) 2010-2020 (see AUTHORS file for a list of contributors) SPDX-License-Identifier: GPL-3.0-or-later

## 11.186 gnss\_signal\_replica.h File Reference

This library gathers a few functions used for GNSS signal replica generation regardless of system used.

```
#include <complex>
#include <cstdint>
#include <string>
#include <gsl/gsl-lite.hpp>
```

## Functions

- void [complex\\_exp\\_gen](#) (own::span< std::complex< float >> dest, double freq, double sampling\_freq)  
*This function generates a complex exponential in dest.*
- void [complex\\_exp\\_gen\\_conj](#) (own::span< std::complex< float >> dest, double freq, double sampling\_freq)  
*This function generates a conjugate complex exponential in dest.*
- void [hex\\_to\\_binary\\_converter](#) (own::span< int32\_t > dest, char from)  
*This function makes a conversion from hex (the input is a char) to binary (the output are 4 ints with +1 or -1 values).*
- std::string [hex\\_to\\_binary\\_string](#) (char from)  
*This function makes a conversion from hex (the input is a char) to binary (the output is a string of 4 char with 0 or 1 values).*
- void [resampler](#) (const own::span< float > from, own::span< float > dest, float fs\_in, float fs\_out)  
*This function resamples a sequence of float values.*
- void [resampler](#) (own::span< const std::complex< float >> from, own::span< std::complex< float >> dest, float fs\_in, float fs\_out)  
*This function resamples a sequence of complex values.*

### 11.186.1 Detailed Description

This library gathers a few functions used for GNSS signal replica generation regardless of system used.

#### Author

Luis Esteve, 2012. luis(at)epsilon-formacion.com

GNSS-SDR is a Global Navigation Satellite System software-defined receiver. This file is part of GNSS-SDR.

Copyright (C) 2010-2020 (see AUTHORS file for a list of contributors) SPDX-License-Identifier: GPL-3.0-or-later

## 11.187 gnss\_synchro.h File Reference

Interface of the [Gnss\\_Synchro](#) class.

```
#include <boost/serialization/nvp.hpp>
#include <cstdint>
#include <utility>
```

### Classes

- class [Gnss\\_Synchro](#)

*This is the class that contains the information that is shared by the processing blocks.*

### 11.187.1 Detailed Description

Interface of the [Gnss\\_Synchro](#) class.

#### Author

Luis Esteve, 2012. luis(at)epsilon-formacion.com Javier Arribas, 2012. jarribas(at)cttc.es Álvaro Cebrián Juan, 2018. acebrianjuan(at)gmail.com

GNSS-SDR is a Global Navigation Satellite System software-defined receiver. This file is part of GNSS-SDR.

Copyright (C) 2010-2020 (see AUTHORS file for a list of contributors) SPDX-License-Identifier: GPL-3.0-or-later

## 11.188 gnss\_synchro\_monitor.h File Reference

Interface of a receiver monitoring block which allows sending a data stream with the receiver internal parameters ([Gnss\\_Synchro](#) objects) to local or remote clients over UDP.

```
#include "gnss_block_interface.h"
#include "gnss_synchro_udp_sink.h"
#include <gnuradio/block.h>
#include <gnuradio/runtime_types.h>
#include <memory>
#include <string>
#include <vector>
```

## Classes

- class [gnss\\_synchro\\_monitor](#)

*This class implements a monitoring block which allows sending a data stream with the receiver internal parameters ([Gnss\\_Synchro](#) objects) to local or remote clients over UDP.*

## Typedefs

- using **gnss\_synchro\_monitor\_sptr** = gnss\_shared\_ptr< [gnss\\_synchro\\_monitor](#) >

## Functions

- gnss\_synchro\_monitor\_sptr **gnss\_synchro\_make\_monitor** (int n\_channels, int decimation\_factor, int udp\_port, const std::vector< std::string > &udp\_addresses, bool enable\_protobuf)

### 11.188.1 Detailed Description

Interface of a receiver monitoring block which allows sending a data stream with the receiver internal parameters ([Gnss\\_Synchro](#) objects) to local or remote clients over UDP.

#### Author

Álvaro Cebrián Juan, 2018. [acebrianjuan\(at\)gmail.com](mailto:acebrianjuan(at)gmail.com)

GNSS-SDR is a Global Navigation Satellite System software-defined receiver. This file is part of GNSS-SDR.

Copyright (C) 2010-2020 (see AUTHORS file for a list of contributors) SPDX-License-Identifier: GPL-3.0-or-later

### 11.189 gnss\_synchro\_udp\_sink.h File Reference

Interface of a class that sends serialized [Gnss\\_Synchro](#) objects over udp to one or multiple endpoints.

```
#include "gnss_synchro.h"
#include "serdes_gnss_synchro.h"
#include <boost/asio.hpp>
#include <boost/system/error_code.hpp>
#include <cstdint>
#include <string>
#include <vector>
```

## Classes

- class [Gnss\\_Synchro\\_Udp\\_Sink](#)

*This class sends serialized [Gnss\\_Synchro](#) objects over UDP to one or multiple endpoints.*

## Typedefs

- using **b\_io\_context** = boost::asio::io\_service

### 11.189.1 Detailed Description

Interface of a class that sends serialized [Gnss\\_Synchro](#) objects over udp to one or multiple endpoints.

#### Author

Álvaro Cebrián Juan, 2018. [acebrianjuan\(at\)gmail.com](mailto:acebrianjuan(at)gmail.com)

GNSS-SDR is a Global Navigation Satellite System software-defined receiver. This file is part of GNSS-SDR.

Copyright (C) 2010-2020 (see AUTHORS file for a list of contributors) SPDX-License-Identifier: GPL-3.0-or-later

## 11.190 gnss\_time.h File Reference

class that stores both the receiver time, relative to the receiver start and the GNSS time (absolute)

```
#include <cstdint>
```

## Classes

- class [GnssTime](#)

### 11.190.1 Detailed Description

class that stores both the receiver time, relative to the receiver start and the GNSS time (absolute)

#### Author

Javier Arribas 2022. [jarribas\(at\)cttc.es](mailto:jarribas(at)cttc.es)

GNSS-SDR is a Global Navigation Satellite System software-defined receiver. This file is part of GNSS-SDR.

Copyright (C) 2010-2020 (see AUTHORS file for a list of contributors) SPDX-License-Identifier: GPL-3.0-or-later

## 11.191 gnuplot\_i.h File Reference

A C++ interface to gnuplot.

```
#include <gflags/gflags.h>
#include <cmath>
#include <cstdlib>
#include <cstring>
#include <fstream>
#include <iostream>
#include <list>
#include <sstream>
#include <stdexcept>
#include <string>
#include <sys/stat.h>
#include <vector>
```

### Classes

- class [GnuplotException](#)
- class [Gnuplot](#)

### Functions

- **DEFINE\_bool** (show\_plots, true, "Show plots on screen. Disable for non-interactive testing.")
- `template<typename Container >`  
void **stringtok** (Container &container, std::string const &in, const char \*const delimiters=" ")

### 11.191.1 Detailed Description

A C++ interface to gnuplot.

#### Author

Carles Fernandez-Prades, 2017. cfernandez(at)cttc.es

Original source code found at <https://code.google.com/archive/p/gnuplot-cpp/> by Jeremy Conlin jeremit0(at)gmail.com

Version history: 0. C interface by N. Devillard (27/01/03)

1. C++ interface: direct translation from the C interface by Rajarshi Guha (07/03/03)
2. corrections for Win32 compatibility by V. Chyzhdenka (20/05/03)
3. some member functions added, corrections for Win32 and Linux compatibility by M. Burgis (10/03/08)
4. Some fixes and improvements for Linux and macOS by C. Fernandez (22/10/17)

GNSS-SDR is a Global Navigation Satellite System software-defined receiver. This file is part of GNSS-SDR.

Copyright (C) 2010-2020 (see AUTHORS file for a list of contributors) SPDX-License-Identifier: GPL-3.0-or-later

## 11.192 gps\_acq\_assist.h File Reference

Interface of a GPS RRLL ACQUISITION ASSISTACE storage.

```
#include <cstdint>
```

### Classes

- class [Gps\\_Acq\\_Assist](#)

*This class is a storage for the GPS GSM RRLL acquisition assistance data as described in Digital cellular telecommunications system (Phase 2+); Location Services (LCS); Mobile Station (MS) - Serving Mobile Location Centre (SMLC) Radio Resource LCS Protocol (RRLP) (3GPP TS 44.031 version 5.12.0 Release 5)*

### 11.192.1 Detailed Description

Interface of a GPS RRLL ACQUISITION ASSISTACE storage.

#### Author

Javier Arribas, 2013. jarribas(at)cttc.es

GNSS-SDR is a Global Navigation Satellite System software-defined receiver. This file is part of GNSS-SDR.

Copyright (C) 2010-2020 (see AUTHORS file for a list of contributors) SPDX-License-Identifier: GPL-3.0-or-later

## 11.193 gps\_almanac.h File Reference

Interface of a GPS ALMANAC storage.

```
#include "gnss_almanac.h"
#include <boost/serialization/nvp.hpp>
```

### Classes

- class [Gps\\_Almanac](#)

*This class is a storage for the GPS SV ALMANAC data as described in IS-GPS-200M.*

### 11.193.1 Detailed Description

Interface of a GPS ALMANAC storage.

#### Author

Javier Arribas, 2013. jarribas(at)cttc.es

GNSS-SDR is a Global Navigation Satellite System software-defined receiver. This file is part of GNSS-SDR.

Copyright (C) 2010-2020 (see AUTHORS file for a list of contributors) SPDX-License-Identifier: GPL-3.0-or-later

## 11.194 GPS\_CNAV.h File Reference

Defines parameters for GPS CNAV.

```
#include "MATH_CONSTANTS.h"
#include <stdint>
#include <utility>
#include <vector>
```

### Functions

- const std::vector< std::pair< int32\_t, int32\_t > > **CNAV\_PRN** ({{9, 6}})
- const std::vector< std::pair< int32\_t, int32\_t > > **CNAV\_MSG\_TYPE** ({{15, 6}})
- const std::vector< std::pair< int32\_t, int32\_t > > **CNAV\_TOW** ({{21, 17}})
- const std::vector< std::pair< int32\_t, int32\_t > > **CNAV\_ALERT\_FLAG** ({{38, 1}})
- const std::vector< std::pair< int32\_t, int32\_t > > **CNAV\_WN** ({{39, 13}})
- const std::vector< std::pair< int32\_t, int32\_t > > **CNAV\_HEALTH** ({{52, 3}})
- const std::vector< std::pair< int32\_t, int32\_t > > **CNAV\_TOP1** ({{55, 11}})
- const std::vector< std::pair< int32\_t, int32\_t > > **CNAV\_URA** ({{66, 5}})
- const std::vector< std::pair< int32\_t, int32\_t > > **CNAV\_TOE1** ({{71, 11}})
- const std::vector< std::pair< int32\_t, int32\_t > > **CNAV\_DELTA\_A** ({{82, 26}})
- const std::vector< std::pair< int32\_t, int32\_t > > **CNAV\_A\_DOT** ({{108, 25}})
- const std::vector< std::pair< int32\_t, int32\_t > > **CNAV\_DELTA\_NO** ({{133, 17}})
- const std::vector< std::pair< int32\_t, int32\_t > > **CNAV\_DELTA\_NO\_DOT** ({{150, 23}})
- const std::vector< std::pair< int32\_t, int32\_t > > **CNAV\_M0** ({{173, 33}})
- const std::vector< std::pair< int32\_t, int32\_t > > **CNAV\_E\_ECCENTRICITY** ({{206, 33}})
- const std::vector< std::pair< int32\_t, int32\_t > > **CNAV\_OMEGA** ({{239, 33}})
- const std::vector< std::pair< int32\_t, int32\_t > > **CNAV\_INTEGRITY\_FLAG** ({{272, 1}})
- const std::vector< std::pair< int32\_t, int32\_t > > **CNAV\_L2\_PHASING\_FLAG** ({{273, 1}})
- const std::vector< std::pair< int32\_t, int32\_t > > **CNAV\_TOE2** ({{39, 11}})
- const std::vector< std::pair< int32\_t, int32\_t > > **CNAV\_OMEGA0** ({{50, 33}})
- const std::vector< std::pair< int32\_t, int32\_t > > **CNAV\_I0** ({{83, 33}})
- const std::vector< std::pair< int32\_t, int32\_t > > **CNAV\_DELTA\_OMEGA\_DOT** ({{116, 17}})
- const std::vector< std::pair< int32\_t, int32\_t > > **CNAV\_I0\_DOT** ({{133, 15}})
- const std::vector< std::pair< int32\_t, int32\_t > > **CNAV\_CIS** ({{148, 16}})
- const std::vector< std::pair< int32\_t, int32\_t > > **CNAV\_CIC** ({{164, 16}})
- const std::vector< std::pair< int32\_t, int32\_t > > **CNAV\_CRS** ({{180, 24}})
- const std::vector< std::pair< int32\_t, int32\_t > > **CNAV\_CRC** ({{204, 24}})
- const std::vector< std::pair< int32\_t, int32\_t > > **CNAV\_CUS** ({{228, 21}})
- const std::vector< std::pair< int32\_t, int32\_t > > **CNAV\_CUC** ({{249, 21}})
- const std::vector< std::pair< int32\_t, int32\_t > > **CNAV\_TOP2** ({{39, 11}})
- const std::vector< std::pair< int32\_t, int32\_t > > **CNAV\_URA\_NED0** ({{50, 5}})
- const std::vector< std::pair< int32\_t, int32\_t > > **CNAV\_URA\_NED1** ({{55, 3}})
- const std::vector< std::pair< int32\_t, int32\_t > > **CNAV\_URA\_NED2** ({{58, 3}})
- const std::vector< std::pair< int32\_t, int32\_t > > **CNAV\_TOC** ({{61, 11}})
- const std::vector< std::pair< int, int > > **CNAV\_AF0** ({{72, 26}})
- const std::vector< std::pair< int, int > > **CNAV\_AF1** ({{98, 20}})
- const std::vector< std::pair< int, int > > **CNAV\_AF2** ({{118, 10}})
- const std::vector< std::pair< int, int > > **CNAV\_TGD** ({{128, 13}})
- const std::vector< std::pair< int32\_t, int32\_t > > **CNAV\_ISCL1** ({{141, 13}})
- const std::vector< std::pair< int32\_t, int32\_t > > **CNAV\_ISCL2** ({{154, 13}})
- const std::vector< std::pair< int32\_t, int32\_t > > **CNAV\_ISCL5I** ({{167, 13}})



- `const std::vector< std::pair< int32_t, int32_t > > CNAV_ISCL5Q` ({180, 13}}
- `const std::vector< std::pair< int32_t, int32_t > > CNAV_ALPHA0` ({193, 8}}
- `const std::vector< std::pair< int32_t, int32_t > > CNAV_ALPHA1` ({201, 8}}
- `const std::vector< std::pair< int32_t, int32_t > > CNAV_ALPHA2` ({209, 8}}
- `const std::vector< std::pair< int32_t, int32_t > > CNAV_ALPHA3` ({217, 8}}
- `const std::vector< std::pair< int32_t, int32_t > > CNAV_BETA0` ({225, 8}}
- `const std::vector< std::pair< int32_t, int32_t > > CNAV_BETA1` ({233, 8}}
- `const std::vector< std::pair< int32_t, int32_t > > CNAV_BETA2` ({241, 8}}
- `const std::vector< std::pair< int32_t, int32_t > > CNAV_BETA3` ({249, 8}}
- `const std::vector< std::pair< int32_t, int32_t > > CNAV_WNOP` ({257, 8}}
- `const std::vector< std::pair< int32_t, int32_t > > CNAV_A0` ({128, 16}}
- `const std::vector< std::pair< int32_t, int32_t > > CNAV_A1` ({144, 13}}
- `const std::vector< std::pair< int32_t, int32_t > > CNAV_A2` ({157, 7}}
- `const std::vector< std::pair< int32_t, int32_t > > CNAV_DELTA_TLS` ({164, 8}}
- `const std::vector< std::pair< int32_t, int32_t > > CNAV_TOT` ({172, 16}}
- `const std::vector< std::pair< int32_t, int32_t > > CNAV_WN_OT` ({188, 13}}
- `const std::vector< std::pair< int32_t, int32_t > > CNAV_WN_LSF` ({201, 13}}
- `const std::vector< std::pair< int32_t, int32_t > > CNAV_DN` ({214, 4}}
- `const std::vector< std::pair< int32_t, int32_t > > CNAV_DELTA_TLSF` ({218, 8}}

## Variables

- `constexpr int32_t GPS_CNAV_DATA_PAGE_BITS` = 300
- `constexpr int32_t CNAV_TOW_LSB` = 6
- `constexpr int32_t CNAV_TOP1_LSB` = 300
- `constexpr int32_t CNAV_TOE1_LSB` = 300
- `constexpr double CNAV_DELTA_A_LSB` = [TWO\\_N9](#)
- `constexpr double CNAV_A_DOT_LSB` = [TWO\\_N21](#)
- `constexpr double CNAV_DELTA_N0_LSB` = [TWO\\_N44](#) \* [GNSS\\_PI](#)
- `constexpr double CNAV_DELTA_N0_DOT_LSB` = [TWO\\_N57](#) \* [GNSS\\_PI](#)
- `constexpr double CNAV_M0_LSB` = [TWO\\_N32](#) \* [GNSS\\_PI](#)
- `constexpr double CNAV_E_ECCENTRICITY_LSB` = [TWO\\_N34](#)
- `constexpr double CNAV_OMEGA_LSB` = [TWO\\_N32](#) \* [GNSS\\_PI](#)
- `constexpr int32_t CNAV_TOE2_LSB` = 300
- `constexpr double CNAV_OMEGA0_LSB` = [TWO\\_N32](#) \* [GNSS\\_PI](#)
- `constexpr double CNAV_I0_LSB` = [TWO\\_N32](#) \* [GNSS\\_PI](#)
- `constexpr double CNAV_DELTA_OMEGA_DOT_LSB` = [TWO\\_N44](#) \* [GNSS\\_PI](#)
- `constexpr double CNAV_I0_DOT_LSB` = [TWO\\_N44](#) \* [GNSS\\_PI](#)
- `constexpr double CNAV_CIS_LSB` = [TWO\\_N30](#)
- `constexpr double CNAV_CIC_LSB` = [TWO\\_N30](#)
- `constexpr double CNAV_CRS_LSB` = [TWO\\_N8](#)
- `constexpr double CNAV_CRC_LSB` = [TWO\\_N8](#)
- `constexpr double CNAV_CUS_LSB` = [TWO\\_N30](#)
- `constexpr double CNAV_CUC_LSB` = [TWO\\_N30](#)
- `constexpr int32_t CNAV_TOP2_LSB` = 300
- `constexpr int32_t CNAV_TOC_LSB` = 300
- `constexpr double CNAV_AF0_LSB` = [TWO\\_N35](#)
- `constexpr double CNAV_AF1_LSB` = [TWO\\_N48](#)
- `constexpr double CNAV_AF2_LSB` = [TWO\\_N60](#)
- `constexpr double CNAV_TGD_LSB` = [TWO\\_N35](#)
- `constexpr double CNAV_ISCL1_LSB` = [TWO\\_N35](#)
- `constexpr double CNAV_ISCL2_LSB` = [TWO\\_N35](#)
- `constexpr double CNAV_ISCL5I_LSB` = [TWO\\_N35](#)
- `constexpr double CNAV_ISCL5Q_LSB` = [TWO\\_N35](#)

- constexpr double **CNAV\_ALPHA0\_LSB** = [TWO\\_N30](#)
- constexpr double **CNAV\_ALPHA1\_LSB** = [TWO\\_N27](#)
- constexpr double **CNAV\_ALPHA2\_LSB** = [TWO\\_N24](#)
- constexpr double **CNAV\_ALPHA3\_LSB** = [TWO\\_N24](#)
- constexpr double **CNAV\_BETA0\_LSB** = [TWO\\_P11](#)
- constexpr double **CNAV\_BETA1\_LSB** = [TWO\\_P14](#)
- constexpr double **CNAV\_BETA2\_LSB** = [TWO\\_P16](#)
- constexpr double **CNAV\_BETA3\_LSB** = [TWO\\_P16](#)
- constexpr double **CNAV\_A0\_LSB** = [TWO\\_N35](#)
- constexpr double **CNAV\_A1\_LSB** = [TWO\\_N51](#)
- constexpr double **CNAV\_A2\_LSB** = [TWO\\_N68](#)
- constexpr int32\_t **CNAV\_DELTA\_TLS\_LSB** = 1
- constexpr int32\_t **CNAV\_TOT\_LSB** = [TWO\\_P4](#)
- constexpr int32\_t **CNAV\_WN\_OT\_LSB** = 1
- constexpr int32\_t **CNAV\_WN\_LSF\_LSB** = 1
- constexpr int32\_t **CNAV\_DN\_LSB** = 1
- constexpr int32\_t **CNAV\_DELTA\_TLSF\_LSB** = 1
- constexpr double **CNAV\_A\_REF** = 26559710.0
- constexpr double **CNAV\_OMEGA\_DOT\_REF** = -2.6e-9

### 11.194.1 Detailed Description

Defines parameters for GPS CNAV.

#### Author

Antonio Ramos, 2017. [antonio.ramos\(at\)cttc.es](mailto:antonio.ramos(at)cttc.es)

GNSS-SDR is a Global Navigation Satellite System software-defined receiver. This file is part of GNSS-SDR.

Copyright (C) 2010-2020 (see AUTHORS file for a list of contributors) SPDX-License-Identifier: GPL-3.0-or-later

## 11.195 gps\_cnav\_ephemeris.h File Reference

Interface of a GPS CNAV EPHEMERIS storage.

```
#include "gnss_ephemeris.h"
#include <boost/serialization/nvp.hpp>
#include <cstdint>
```

### Classes

- class [Gps\\_CNAV\\_Ephemeris](#)

*This is a storage class for the GPS CNAV ephemeris data as described in IS-GPS-200M.*

### 11.195.1 Detailed Description

Interface of a GPS CNAV EPHEMERIS storage.

#### Author

Javier Arribas, 2015. jarribas(at)cttc.es

GNSS-SDR is a Global Navigation Satellite System software-defined receiver. This file is part of GNSS-SDR.

Copyright (C) 2010-2020 (see AUTHORS file for a list of contributors) SPDX-License-Identifier: GPL-3.0-or-later

## 11.196 gps\_cnav\_iono.h File Reference

Interface of a GPS CNAV IONOSPHERIC MODEL storage.

```
#include "gps_iono.h"
```

### Classes

- class [Gps\\_CNAV\\_Iono](#)

*This class is a storage for the GPS IONOSPHERIC data as described in IS-GPS-200M.*

### 11.196.1 Detailed Description

Interface of a GPS CNAV IONOSPHERIC MODEL storage.

#### Author

Javier Arribas, 2015. jarribas(at)cttc.es

GNSS-SDR is a Global Navigation Satellite System software-defined receiver. This file is part of GNSS-SDR.

Copyright (C) 2010-2020 (see AUTHORS file for a list of contributors) SPDX-License-Identifier: GPL-3.0-or-later

## 11.197 gps\_cnav\_navigation\_message.h File Reference

Interface of a GPS CNAV Data message decoder.

```
#include "GPS_CNAV.h"
#include "gps_cnav_ephemeris.h"
#include "gps_cnav_iono.h"
#include "gps_cnav_utc_model.h"
#include <bitset>
#include <cstdint>
#include <map>
#include <string>
#include <utility>
#include <vector>
```

## Classes

- class [Gps\\_CNAV\\_Navigation\\_Message](#)

*This class decodes a GPS CNAV Data message as described in IS-GPS-200M.*

### 11.197.1 Detailed Description

Interface of a GPS CNAV Data message decoder.

#### Author

Javier Arribas, 2015. jarribas(at)cttc.es

GNSS-SDR is a Global Navigation Satellite System software-defined receiver. This file is part of GNSS-SDR.

Copyright (C) 2010-2020 (see AUTHORS file for a list of contributors) SPDX-License-Identifier: GPL-3.0-or-later

## 11.198 gps\_cnav\_utc\_model.h File Reference

Interface of a GPS CNAV UTC MODEL storage.

```
#include "gps_utc_model.h"
```

## Classes

- class [Gps\\_CNAV\\_Utc\\_Model](#)

*This class is a storage for the GPS UTC MODEL data as described in in IS-GPS-200M.*

### 11.198.1 Detailed Description

Interface of a GPS CNAV UTC MODEL storage.

#### Author

Javier Arribas, 2013. jarribas(at)cttc.es

GNSS-SDR is a Global Navigation Satellite System software-defined receiver. This file is part of GNSS-SDR.

Copyright (C) 2010-2020 (see AUTHORS file for a list of contributors) SPDX-License-Identifier: GPL-3.0-or-later

## 11.199 gps\_ephemeris.h File Reference

Interface of a GPS EPHEMERIS storage.

```
#include "gnss_ephemeris.h"
#include <boost/serialization/nvp.hpp>
#include <cstdint>
#include <map>
#include <string>
```

## Classes

- class [Gps\\_Ephemeris](#)

*This class is a storage and orbital model functions for the GPS SV ephemeris data as described in IS-GPS-200M.*

### 11.199.1 Detailed Description

Interface of a GPS EPHEMERIS storage.

#### Author

Javier Arribas, 2013. jarribas(at)cttc.es

GNSS-SDR is a Global Navigation Satellite System software-defined receiver. This file is part of GNSS-SDR.

Copyright (C) 2010-2020 (see AUTHORS file for a list of contributors) SPDX-License-Identifier: GPL-3.0-or-later

## 11.200 gps\_iono.h File Reference

Interface of a GPS IONOSPHERIC MODEL storage.

```
#include <boost/serialization/nvp.hpp>
```

## Classes

- class [Gps\\_Iono](#)

*This class is a storage for the GPS IONOSPHERIC data as described in IS-GPS-200M.*

### 11.200.1 Detailed Description

Interface of a GPS IONOSPHERIC MODEL storage.

#### Author

Javier Arribas, 2013. jarribas(at)cttc.es

GNSS-SDR is a Global Navigation Satellite System software-defined receiver. This file is part of GNSS-SDR.

Copyright (C) 2010-2020 (see AUTHORS file for a list of contributors) SPDX-License-Identifier: GPL-3.0-or-later

## 11.201 GPS\_L1\_CA.h File Reference

Defines system parameters for GPS L1 C/A signal and NAV data.

```
#include "MATH_CONSTANTS.h"
#include "gnss_frequencies.h"
#include <cstdint>
#include <utility>
#include <vector>
```

## Functions

- `const std::vector< std::pair< int32_t, int32_t > > TOW` ({{31, 17}})
- `const std::vector< std::pair< int32_t, int32_t > > INTEGRITY_STATUS_FLAG` ({{23, 1}})
- `const std::vector< std::pair< int32_t, int32_t > > ALERT_FLAG` ({{48, 1}})
- `const std::vector< std::pair< int32_t, int32_t > > ANTI_SPOOFING_FLAG` ({{49, 1}})
- `const std::vector< std::pair< int32_t, int32_t > > SUBFRAME_ID` ({{50, 3}})
- `const std::vector< std::pair< int32_t, int32_t > > GPS_WEEK` ({{61, 10}})
- `const std::vector< std::pair< int32_t, int32_t > > CA_OR_P_ON_L2` ({{71, 2}})
- `const std::vector< std::pair< int32_t, int32_t > > SV_ACCURACY` ({{73, 4}})
- `const std::vector< std::pair< int32_t, int32_t > > SV_HEALTH` ({{77, 6}})
- `const std::vector< std::pair< int32_t, int32_t > > L2_P_DATA_FLAG` ({{91, 1}})
- `const std::vector< std::pair< int32_t, int32_t > > T_GD` ({{197, 8}})
- `const std::vector< std::pair< int32_t, int32_t > > IODC` ({{83, 2}, {211, 8}})
- `const std::vector< std::pair< int32_t, int32_t > > T_OC` ({{219, 16}})
- `const std::vector< std::pair< int32_t, int32_t > > A_F2` ({{241, 8}})
- `const std::vector< std::pair< int32_t, int32_t > > A_F1` ({{249, 16}})
- `const std::vector< std::pair< int32_t, int32_t > > A_F0` ({{271, 22}})
- `const std::vector< std::pair< int32_t, int32_t > > IODE_SF2` ({{61, 8}})
- `const std::vector< std::pair< int32_t, int32_t > > C_RS` ({{69, 16}})
- `const std::vector< std::pair< int32_t, int32_t > > DELTA_N` ({{91, 16}})
- `const std::vector< std::pair< int32_t, int32_t > > M_0` ({{107, 8}, {121, 24}})
- `const std::vector< std::pair< int32_t, int32_t > > C_UC` ({{151, 16}})
- `const std::vector< std::pair< int32_t, int32_t > > ECCENTRICITY` ({{167, 8}, {181, 24}})
- `const std::vector< std::pair< int32_t, int32_t > > C_US` ({{211, 16}})
- `const std::vector< std::pair< int32_t, int32_t > > SQRT_A` ({{227, 8}, {241, 24}})
- `const std::vector< std::pair< int32_t, int32_t > > T_OE` ({{271, 16}})
- `const std::vector< std::pair< int32_t, int32_t > > FIT_INTERVAL_FLAG` ({{271, 1}})
- `const std::vector< std::pair< int32_t, int32_t > > AODO` ({{272, 5}})
- `const std::vector< std::pair< int32_t, int32_t > > C_IC` ({{61, 16}})
- `const std::vector< std::pair< int32_t, int32_t > > OMEGA_0` ({{77, 8}, {91, 24}})
- `const std::vector< std::pair< int32_t, int32_t > > C_IS` ({{121, 16}})
- `const std::vector< std::pair< int32_t, int32_t > > I_0` ({{137, 8}, {151, 24}})
- `const std::vector< std::pair< int32_t, int32_t > > C_RC` ({{181, 16}})
- `const std::vector< std::pair< int32_t, int32_t > > OMEGA` ({{197, 8}, {211, 24}})
- `const std::vector< std::pair< int32_t, int32_t > > OMEGA_DOT` ({{241, 24}})
- `const std::vector< std::pair< int32_t, int32_t > > IODE_SF3` ({{271, 8}})
- `const std::vector< std::pair< int32_t, int32_t > > I_DOT` ({{279, 14}})
- `const std::vector< std::pair< int32_t, int32_t > > SV_DATA_ID` ({{61, 2}})
- `const std::vector< std::pair< int32_t, int32_t > > SV_PAGE` ({{63, 6}})
- `const std::vector< std::pair< int32_t, int32_t > > ALPHA_0` ({{69, 8}})
- `const std::vector< std::pair< int32_t, int32_t > > ALPHA_1` ({{77, 8}})
- `const std::vector< std::pair< int32_t, int32_t > > ALPHA_2` ({{91, 8}})
- `const std::vector< std::pair< int32_t, int32_t > > ALPHA_3` ({{99, 8}})
- `const std::vector< std::pair< int32_t, int32_t > > BETA_0` ({{107, 8}})
- `const std::vector< std::pair< int32_t, int32_t > > BETA_1` ({{121, 8}})
- `const std::vector< std::pair< int32_t, int32_t > > BETA_2` ({{129, 8}})
- `const std::vector< std::pair< int32_t, int32_t > > BETA_3` ({{137, 8}})
- `const std::vector< std::pair< int32_t, int32_t > > A_1` ({{151, 24}})
- `const std::vector< std::pair< int32_t, int32_t > > A_0` ({{181, 24}, {211, 8}})
- `const std::vector< std::pair< int32_t, int32_t > > T_OT` ({{219, 8}})
- `const std::vector< std::pair< int32_t, int32_t > > WN_T` ({{227, 8}})
- `const std::vector< std::pair< int32_t, int32_t > > DELTAT_LS` ({{241, 8}})
- `const std::vector< std::pair< int32_t, int32_t > > WN_LSF` ({{249, 8}})
- `const std::vector< std::pair< int32_t, int32_t > > DN` ({{257, 8}})

- `const std::vector< std::pair< int32_t, int32_t > > DELTAT_LSF` ({271, 8}}
- `const std::vector< std::pair< int32_t, int32_t > > HEALTH_SV25` ({229, 6}}
- `const std::vector< std::pair< int32_t, int32_t > > HEALTH_SV26` ({241, 6}}
- `const std::vector< std::pair< int32_t, int32_t > > HEALTH_SV27` ({247, 6}}
- `const std::vector< std::pair< int32_t, int32_t > > HEALTH_SV28` ({253, 6}}
- `const std::vector< std::pair< int32_t, int32_t > > HEALTH_SV29` ({259, 6}}
- `const std::vector< std::pair< int32_t, int32_t > > HEALTH_SV30` ({271, 6}}
- `const std::vector< std::pair< int32_t, int32_t > > HEALTH_SV31` ({277, 6}}
- `const std::vector< std::pair< int32_t, int32_t > > HEALTH_SV32` ({283, 6}}
- `const std::vector< std::pair< int32_t, int32_t > > T_OA` ({69, 8}}
- `const std::vector< std::pair< int32_t, int32_t > > WN_A` ({77, 8}}
- `const std::vector< std::pair< int32_t, int32_t > > HEALTH_SV1` ({91, 6}}
- `const std::vector< std::pair< int32_t, int32_t > > HEALTH_SV2` ({97, 6}}
- `const std::vector< std::pair< int32_t, int32_t > > HEALTH_SV3` ({103, 6}}
- `const std::vector< std::pair< int32_t, int32_t > > HEALTH_SV4` ({109, 6}}
- `const std::vector< std::pair< int32_t, int32_t > > HEALTH_SV5` ({121, 6}}
- `const std::vector< std::pair< int32_t, int32_t > > HEALTH_SV6` ({127, 6}}
- `const std::vector< std::pair< int32_t, int32_t > > HEALTH_SV7` ({133, 6}}
- `const std::vector< std::pair< int32_t, int32_t > > HEALTH_SV8` ({139, 6}}
- `const std::vector< std::pair< int32_t, int32_t > > HEALTH_SV9` ({151, 6}}
- `const std::vector< std::pair< int32_t, int32_t > > HEALTH_SV10` ({157, 6}}
- `const std::vector< std::pair< int32_t, int32_t > > HEALTH_SV11` ({163, 6}}
- `const std::vector< std::pair< int32_t, int32_t > > HEALTH_SV12` ({169, 6}}
- `const std::vector< std::pair< int32_t, int32_t > > HEALTH_SV13` ({181, 6}}
- `const std::vector< std::pair< int32_t, int32_t > > HEALTH_SV14` ({187, 6}}
- `const std::vector< std::pair< int32_t, int32_t > > HEALTH_SV15` ({193, 6}}
- `const std::vector< std::pair< int32_t, int32_t > > HEALTH_SV16` ({199, 6}}
- `const std::vector< std::pair< int32_t, int32_t > > HEALTH_SV17` ({211, 6}}
- `const std::vector< std::pair< int32_t, int32_t > > HEALTH_SV18` ({217, 6}}
- `const std::vector< std::pair< int32_t, int32_t > > HEALTH_SV19` ({223, 6}}
- `const std::vector< std::pair< int32_t, int32_t > > HEALTH_SV20` ({229, 6}}
- `const std::vector< std::pair< int32_t, int32_t > > HEALTH_SV21` ({241, 6}}
- `const std::vector< std::pair< int32_t, int32_t > > HEALTH_SV22` ({247, 6}}
- `const std::vector< std::pair< int32_t, int32_t > > HEALTH_SV23` ({253, 6}}
- `const std::vector< std::pair< int32_t, int32_t > > HEALTH_SV24` ({259, 6}}

## Variables

- `constexpr double GPS_L1_FREQ_HZ = FREQ1`  
*L1 [Hz].*
- `constexpr double GPS_L1_CA_CODE_RATE_CPS = 1.023e6`  
*GPS L1 C/A code rate [chips/s].*
- `constexpr double GPS_L1_CA_CODE_LENGTH_CHIPS = 1023.0`  
*GPS L1 C/A code length [chips].*
- `constexpr double GPS_L1_CA_CODE_PERIOD_S = 0.001`  
*GPS L1 C/A code period [seconds].*
- `constexpr double GPS_L1_CA_CHIP_PERIOD_S = 9.7752e-07`  
*GPS L1 C/A chip period [seconds].*
- `constexpr uint32_t GPS_L1_CA_CODE_PERIOD_MS = 1U`  
*GPS L1 C/A code period [ms].*
- `constexpr uint32_t GPS_L1_CA_BIT_PERIOD_MS = 20U`  
*GPS L1 C/A bit period [ms].*





- constexpr double **ALPHA\_2\_LSB** = [TWO\\_N24](#)
- constexpr double **ALPHA\_3\_LSB** = [TWO\\_N24](#)
- constexpr double **BETA\_0\_LSB** = [TWO\\_P11](#)
- constexpr double **BETA\_1\_LSB** = [TWO\\_P14](#)
- constexpr double **BETA\_2\_LSB** = [TWO\\_P16](#)
- constexpr double **BETA\_3\_LSB** = [TWO\\_P16](#)
- constexpr double **A\_1\_LSB** = [TWO\\_N50](#)
- constexpr double **A\_0\_LSB** = [TWO\\_N30](#)
- constexpr double **T\_OT\_LSB** = [TWO\\_P12](#)
- constexpr double **WN\_T\_LSB** = 1
- constexpr double **DELTAT\_LS\_LSB** = 1
- constexpr double **WN\_LSF\_LSB** = 1
- constexpr double **DN\_LSB** = 1
- constexpr double **DELTAT\_LSF\_LSB** = 1
- constexpr int32\_t **T\_OA\_LSB** = [TWO\\_P12](#)

### 11.201.1 Detailed Description

Defines system parameters for GPS L1 C/A signal and NAV data.

#### Author

Javier Arribas, 2011. jarribas(at)cttc.es

GNSS-SDR is a Global Navigation Satellite System software-defined receiver. This file is part of GNSS-SDR.

Copyright (C) 2010-2020 (see AUTHORS file for a list of contributors) SPDX-License-Identifier: GPL-3.0-or-later

## 11.202 gps\_l1\_ca\_dll\_pll\_tracking.h File Reference

Interface of an adapter of a DLL+PLL tracking loop block for GPS L1 C/A to a [TrackingInterface](#).

```
#include "dll_pll_veml_tracking.h"
#include "tracking_interface.h"
#include <string>
```

### Classes

- class [GpsL1CaDllPllTracking](#)  
*This class implements a code DLL + carrier PLL tracking loop.*

### 11.202.1 Detailed Description

Interface of an adapter of a DLL+PLL tracking loop block for GPS L1 C/A to a [TrackingInterface](#).

#### Author

Carlos Aviles, 2010. carlos.avilesr(at)gmail.com Javier Arribas, 2011. jarribas(at)cttc.es

Code DLL + carrier PLL according to the algorithms described in: K.Borre, D.M.Akos, N.Bertelsen, P.Rinder, and S.H.Jensen, A Software-Defined GPS and Galileo Receiver. A Single-Frequency Approach, Birkhauser, 2007

GNSS-SDR is a Global Navigation Satellite System software-defined receiver. This file is part of GNSS-SDR.

Copyright (C) 2010-2020 (see AUTHORS file for a list of contributors) SPDX-License-Identifier: GPL-3.0-or-later

## 11.203 `gps_l1_ca_dll_pll_tracking_fpga.h` File Reference

Interface of an adapter of a DLL+PLL tracking loop block for GPS L1 C/A to a [TrackingInterface](#) for the FPGA.

```
#include "dll_pll_veml_tracking_fpga.h"
#include "tracking_interface.h"
#include <string>
```

### Classes

- class [GpsL1CaDllPllTrackingFpga](#)  
*This class implements a code DLL + carrier PLL tracking loop.*

### 11.203.1 Detailed Description

Interface of an adapter of a DLL+PLL tracking loop block for GPS L1 C/A to a [TrackingInterface](#) for the FPGA.

#### Author

Marc Majoral, 2019, mmajoral(at)cttc.es

Code DLL + carrier PLL according to the algorithms described in: K.Borre, D.M.Akos, N.Bertelsen, P.Rinder, and S.H.Jensen, A Software-Defined GPS and Galileo Receiver. A Single-Frequency Approach, Birkhauser, 2007

GNSS-SDR is a Global Navigation Satellite System software-defined receiver. This file is part of GNSS-SDR.

Copyright (C) 2010-2020 (see AUTHORS file for a list of contributors) SPDX-License-Identifier: GPL-3.0-or-later

## 11.204 `gps_l1_ca_dll_pll_tracking_gpu.h` File Reference

Implementation of an adapter of a DLL+PLL tracking loop block using GPU accelerated functions for GPS L1 C/A to a [TrackingInterface](#).

```
#include "gps_l1_ca_dll_pll_tracking_gpu_cc.h"
#include "tracking_interface.h"
#include <string>
```

### Classes

- class [GpsL1CaDllPllTrackingGPU](#)  
*This class implements a code DLL + carrier PLL tracking loop using GPU accelerated functions.*

### 11.204.1 Detailed Description

Implementation of an adapter of a DLL+PLL tracking loop block using GPU accelerated functions for GPS L1 C/A to a [TrackingInterface](#).

#### Author

Javier Arribas, 2015. jarribas(at)cttc.es

Code DLL + carrier PLL according to the algorithms described in: K.Borre, D.M.Akos, N.Bertelsen, P.Rinder, and S.H.Jensen, A Software-Defined GPS and Galileo Receiver. A Single-Frequency Approach, Birkhauser, 2007

GNSS-SDR is a Global Navigation Satellite System software-defined receiver. This file is part of GNSS-SDR.

Copyright (C) 2010-2020 (see AUTHORS file for a list of contributors) SPDX-License-Identifier: GPL-3.0-or-later

## 11.205 gps\_l1\_ca\_dll\_pll\_tracking\_gpu\_cc.h File Reference

Implementation of a code DLL + carrier PLL tracking block, GPU ACCELERATED.

```
#include "cuda_multicorrelator.h"
#include "gnss_block_interface.h"
#include "gnss_synchro.h"
#include "tracking_2nd_DLL_filter.h"
#include "tracking_FLL_PLL_filter.h"
#include <gnuradio/block.h>
#include <fstream>
#include <map>
#include <string>
#include <vector>
```

### Classes

- class [Gps\\_L1\\_Ca\\_Dll\\_Pll\\_Tracking\\_GPU\\_cc](#)  
*This class implements a DLL + PLL tracking loop block.*

### Typedefs

- using `gps_l1_ca_dll_pll_tracking_gpu_cc_sptr` = `gnss_shared_ptr<` [Gps\\_L1\\_Ca\\_Dll\\_Pll\\_Tracking\\_GPU\\_cc](#) `>`

### Functions

- `gps_l1_ca_dll_pll_tracking_gpu_cc_sptr` `gps_l1_ca_dll_pll_make_tracking_gpu_cc` (`int64_t` `fs_in`, `uint32_t` `vector_length`, `bool` `dump`, `std::string` `dump_filename`, `float` `pll_bw_hz`, `float` `dll_bw_hz`, `float` `early_↵` `late_space_chips`)

### 11.205.1 Detailed Description

Implementation of a code DLL + carrier PLL tracking block, GPU ACCELERATED.

#### Author

Javier Arribas, 2015. jarribas(at)cttc.es

Code DLL + carrier PLL according to the algorithms described in: K.Borre, D.M.Akos, N.Bertelsen, P.Rinder, and S.H.Jensen, A Software-Defined GPS and Galileo Receiver. A Single-Frequency Approach, Birkhauser, 2007

GNSS-SDR is a Global Navigation Satellite System software-defined receiver. This file is part of GNSS-SDR.

Copyright (C) 2010-2020 (see AUTHORS file for a list of contributors) SPDX-License-Identifier: GPL-3.0-or-later

## 11.206 gps\_l1\_ca\_kf\_tracking.h File Reference

Interface of an adapter of a DLL + Kalman carrier tracking loop block for GPS L1 C/A signals.

```
#include "gps_l1_ca_kf_tracking_cc.h"
#include "tracking_interface.h"
#include <string>
```

### Classes

- class [GpsL1CaKfTracking](#)

*This class implements a code DLL + carrier PLL tracking loop.*

### 11.206.1 Detailed Description

Interface of an adapter of a DLL + Kalman carrier tracking loop block for GPS L1 C/A signals.

#### Author

Javier Arribas, 2018. jarribas(at)cttc.es

Jordi Vila-Valls 2018. jvila(at)cttc.es

Carles Fernandez-Prades 2018. cfernandez(at)cttc.es

Reference: J. Vila-Valls, P. Closas, M. Navarro and C. Fernandez-Prades, "Are PLLs Dead? A Tutorial on Kalman Filter-based Techniques for Digital Carrier Synchronization", IEEE Aerospace and Electronic Systems Magazine, Vol. 32, No. 7, pp. 28–45, July 2017. DOI: 10.1109/MAES.2017.150260

GNSS-SDR is a Global Navigation Satellite System software-defined receiver. This file is part of GNSS-SDR.

Copyright (C) 2010-2020 (see AUTHORS file for a list of contributors) SPDX-License-Identifier: GPL-3.0-or-later

## 11.207 gps\_l1\_ca\_kf\_tracking\_cc.h File Reference

Interface of a processing block of a DLL + Kalman carrier tracking loop for GPS L1 C/A signals.

```
#include "bayesian_estimation.h"
#include "cpu_multicorrelator_real_codes.h"
#include "gnss_block_interface.h"
#include "gnss_synchro.h"
#include "tracking_2nd_DLL_filter.h"
#include "tracking_2nd_PLL_filter.h"
#include <armadillo>
#include <gnuradio/block.h>
#include <volk_gnssdr/volk_gnssdr_alloc.h>
#include <fstream>
#include <map>
#include <string>
```

### Classes

- class [Gps\\_L1\\_Ca\\_Kf\\_Tracking\\_cc](#)  
*This class implements a DLL + PLL tracking loop block.*

### Typedefs

- using `gps_l1_ca_kf_tracking_cc_sptr` = `gnss_shared_ptr< Gps\_L1\_Ca\_Kf\_Tracking\_cc >`

### Functions

- `gps_l1_ca_kf_tracking_cc_sptr gps\_l1\_ca\_kf\_make\_tracking\_cc (uint32_t order, int64_t fs_in, uint32_t vector_length, bool dump, const std::string &dump_filename, float dll_bw_hz, float early_late_space_chips, bool bce_run, uint32_t bce_ptrans, uint32_t bce_strans, int32_t bce_nu, int32_t bce_kappa)`

#### 11.207.1 Detailed Description

Interface of a processing block of a DLL + Kalman carrier tracking loop for GPS L1 C/A signals.

#### Author

Javier Arribas, 2018. jarribas(at)cttc.es  
Jordi Vila-Valls 2018. jvila(at)cttc.es  
Carles Fernandez-Prades 2018. cfernandez(at)cttc.es

Reference: J. Vila-Valls, P. Closas, M. Navarro and C. Fernandez-Prades, "Are PLLs Dead? A Tutorial on Kalman Filter-based Techniques for Digital Carrier Synchronization", IEEE Aerospace and Electronic Systems Magazine, Vol. 32, No. 7, pp. 28–45, July 2017. DOI: 10.1109/MAES.2017.150260

GNSS-SDR is a Global Navigation Satellite System software-defined receiver. This file is part of GNSS-SDR.

Copyright (C) 2010-2020 (see AUTHORS file for a list of contributors) SPDX-License-Identifier: GPL-3.0-or-later

## 11.208 gps\_l1\_ca\_kf\_vtl\_tracking.h File Reference

Interface of an adapter of a code + carrier Kalman Filter tracking loop with VTL capabilities block for GPS L1 C/A to a [TrackingInterface](#).

```
#include "kf_vtl_tracking.h"
#include "tracking_interface.h"
#include <string>
```

### Classes

- class [GpsL1CaKfVtlTracking](#)

*This class implements a code + carrier Kalman Filter tracking loop with VTL capabilities.*

### 11.208.1 Detailed Description

Interface of an adapter of a code + carrier Kalman Filter tracking loop with VTL capabilities block for GPS L1 C/A to a [TrackingInterface](#).

#### Author

Javier Arribas, 2020. jarribas(at)cttc.es

Copyright (C) 2010-2020 (see AUTHORS file for a list of contributors)

GNSS-SDR is a software defined Global Navigation Satellite Systems receiver

This file is part of GNSS-SDR.

SPDX-License-Identifier: GPL-3.0-or-later

## 11.209 gps\_l1\_ca\_pcps\_acquisition.h File Reference

Adapts a PCPS acquisition block to an [AcquisitionInterface](#) for GPS L1 C/A signals.

```
#include "acq_conf.h"
#include "channel_fsm.h"
#include "complex_byte_to_float_x2.h"
#include "gnss_synchro.h"
#include "pcps_acquisition.h"
#include <gnuradio/blocks/float_to_complex.h>
#include <volk_gnssssdr/volk_gnssssdr_alloc.h>
#include <memory>
#include <string>
```

### Classes

- class [GpsL1CaPcpsAcquisition](#)

*This class adapts a PCPS acquisition block to an [AcquisitionInterface](#) for GPS L1 C/A signals.*

### 11.209.1 Detailed Description

Adapts a PCPS acquisition block to an [AcquisitionInterface](#) for GPS L1 C/A signals.

#### Authors

- Javier Arribas, 2011. jarribas(at)cttc.es
- Luis Esteve, 2012. luis(at)epsilon-formacion.com
- Marc Molina, 2013. marc.molina.pena(at)gmail.com

GNSS-SDR is a Global Navigation Satellite System software-defined receiver. This file is part of GNSS-SDR.

Copyright (C) 2010-2020 (see AUTHORS file for a list of contributors) SPDX-License-Identifier: GPL-3.0-or-later

## 11.210 gps\_l1\_ca\_pcps\_acquisition\_fine\_doppler.h File Reference

Adapts a PCPS acquisition block with fine Doppler estimation to an [AcquisitionInterface](#) for GPS L1 C/A signals.

```
#include "channel_fsm.h"
#include "gnss_synchro.h"
#include "pcps_acquisition_fine_doppler_cc.h"
#include <memory>
#include <string>
#include <vector>
```

#### Classes

- class [GpsL1CaPcpsAcquisitionFineDoppler](#)

*This class Adapts a PCPS acquisition block with fine Doppler estimation to an [AcquisitionInterface](#) for GPS L1 C/A signals.*

#### Typedefs

- using [pcps\\_acquisition\\_fine\\_doppler\\_cc\\_sptr](#) = gnss\_shared\_ptr< [pcps\\_acquisition\\_fine\\_doppler\\_cc](#) >

### 11.210.1 Detailed Description

Adapts a PCPS acquisition block with fine Doppler estimation to an [AcquisitionInterface](#) for GPS L1 C/A signals.

#### Authors

- Javier Arribas, 2013. jarribas(at)cttc.es

\*

GNSS-SDR is a Global Navigation Satellite System software-defined receiver. This file is part of GNSS-SDR.

Copyright (C) 2010-2020 (see AUTHORS file for a list of contributors) SPDX-License-Identifier: GPL-3.0-or-later

## 11.211 `gps_l1_ca_pcps_acquisition_fpga.h` File Reference

Adapts a PCPS acquisition block to an [AcquisitionInterface](#) for GPS L1 C/A signals for the FPGA.

```
#include "channel_fsm.h"
#include "gnss_synchro.h"
#include "pcps_acquisition_fpga.h"
#include <volk_gnssssdr/volk_gnssssdr_alloc.h>
#include <memory>
#include <string>
```

### Classes

- class [GpsL1CaPcpsAcquisitionFpga](#)

*This class adapts a PCPS acquisition block off-loaded on an FPGA to an [AcquisitionInterface](#) for GPS L1 C/A signals.*

### 11.211.1 Detailed Description

Adapts a PCPS acquisition block to an [AcquisitionInterface](#) for GPS L1 C/A signals for the FPGA.

#### Authors

- Marc Majoral, 2019. mmajoral(at)cttc.es
- Javier Arribas, 2019. jarribas(at)cttc.es

GNSS-SDR is a Global Navigation Satellite System software-defined receiver. This file is part of GNSS-SDR.

Copyright (C) 2010-2020 (see AUTHORS file for a list of contributors) SPDX-License-Identifier: GPL-3.0-or-later

## 11.212 `gps_l1_ca_pcps_assisted_acquisition.h` File Reference

Adapts a PCPS Assisted acquisition block to an [AcquisitionInterface](#) for GPS L1 C/A signals.

```
#include "channel_fsm.h"
#include "gnss_synchro.h"
#include "pcps_assisted_acquisition_cc.h"
#include <memory>
#include <string>
#include <vector>
```

### Classes

- class [GpsL1CaPcpsAssistedAcquisition](#)

*This class adapts a PCPS acquisition block to an [AcquisitionInterface](#) for GPS L1 C/A signals.*



### 11.212.1 Detailed Description

Adapts a PCPS Assisted acquisition block to an [AcquisitionInterface](#) for GPS L1 C/A signals.

#### Authors

- Javier Arribas, 2011. jarribas(at)cttc.es

GNSS-SDR is a Global Navigation Satellite System software-defined receiver. This file is part of GNSS-SDR.

Copyright (C) 2010-2020 (see AUTHORS file for a list of contributors) SPDX-License-Identifier: GPL-3.0-or-later

## 11.213 gps\_l1\_ca\_pcps\_openc1\_acquisition.h File Reference

Adapts an OpenCL PCPS acquisition block to an [AcquisitionInterface](#) for GPS L1 C/A signals.

```
#include "channel_fsm.h"
#include "gnss_synchro.h"
#include "pcps_openc1_acquisition_cc.h"
#include <gnuradio/blocks/stream_to_vector.h>
#include <memory>
#include <string>
#include <vector>
```

#### Classes

- class [GpsL1CaPcpsOpenCIAcquisition](#)

*This class adapts an OpenCL PCPS acquisition block to an [AcquisitionInterface](#) for GPS L1 C/A signals.*

### 11.213.1 Detailed Description

Adapts an OpenCL PCPS acquisition block to an [AcquisitionInterface](#) for GPS L1 C/A signals.

#### Author

Marc Molina, 2013. marc.molina.pena(at)gmail.com

GNSS-SDR is a Global Navigation Satellite System software-defined receiver. This file is part of GNSS-SDR.

Copyright (C) 2010-2020 (see AUTHORS file for a list of contributors) SPDX-License-Identifier: GPL-3.0-or-later

## 11.214 gps\_l1\_ca\_pcps\_quicksync\_acquisition.h File Reference

Adapts a PCPS acquisition block to an [AcquisitionInterface](#) for GPS L1 C/A signals implementing the QuickSync Algorithm.

```
#include "channel_fsm.h"
#include "configuration_interface.h"
#include "gnss_synchro.h"
#include "pcps_quicksync_acquisition_cc.h"
#include <gnuradio/blocks/stream_to_vector.h>
#include <memory>
#include <string>
#include <vector>
```

### Classes

- class [GpsL1CaPcpsQuickSyncAcquisition](#)

*This class adapts a PCPS acquisition block to an [AcquisitionInterface](#) for GPS L1 C/A signals.*

### 11.214.1 Detailed Description

Adapts a PCPS acquisition block to an [AcquisitionInterface](#) for GPS L1 C/A signals implementing the QuickSync Algorithm.

#### Date

June, 2014

#### Author

Damian Miralles Sanchez. [dmiralles2009@gmail.com](mailto:dmiralles2009@gmail.com)

GNSS-SDR is a Global Navigation Satellite System software-defined receiver. This file is part of GNSS-SDR.

Copyright (C) 2010-2020 (see AUTHORS file for a list of contributors) SPDX-License-Identifier: GPL-3.0-or-later

## 11.215 gps\_l1\_ca\_pcps\_tong\_acquisition.h File Reference

Adapts a PCPS Tong acquisition block to an [AcquisitionInterface](#) for GPS L1 C/A signals.

```
#include "channel_fsm.h"
#include "configuration_interface.h"
#include "gnss_synchro.h"
#include "pcps_tong_acquisition_cc.h"
#include <gnuradio/blocks/stream_to_vector.h>
#include <memory>
#include <string>
#include <vector>
```

## Classes

- class [GpsL1CaPcpsTongAcquisition](#)

*This class adapts a PCPS Tong acquisition block to an [AcquisitionInterface](#) for GPS L1 C/A signals.*

### 11.215.1 Detailed Description

Adapts a PCPS Tong acquisition block to an [AcquisitionInterface](#) for GPS L1 C/A signals.

#### Author

Marc Molina, 2013. marc.molina.pena(at)gmail.com

GNSS-SDR is a Global Navigation Satellite System software-defined receiver. This file is part of GNSS-SDR.

Copyright (C) 2010-2020 (see AUTHORS file for a list of contributors) SPDX-License-Identifier: GPL-3.0-or-later

## 11.216 gps\_l1\_ca\_tcp\_connector\_tracking.h File Reference

Interface of an adapter of a TCP connector block based on code DLL + carrier PLL for GPS L1 C/A to a [TrackingInterface](#).

```
#include "gps_l1_ca_tcp_connector_tracking_cc.h"
#include "tracking_interface.h"
#include <string>
```

## Classes

- class [GpsL1CaTcpConnectorTracking](#)

*This class implements a code DLL + carrier PLL tracking loop.*

### 11.216.1 Detailed Description

Interface of an adapter of a TCP connector block based on code DLL + carrier PLL for GPS L1 C/A to a [TrackingInterface](#).

#### Author

David Pubill, 2012. dpubill(at)cttc.es Javier Arribas, 2011. jarribas(at)cttc.es

Code DLL + carrier PLL according to the algorithms described in: K.Borre, D.M.Akos, N.Bertelsen, P.Rinder, and S.H.Jensen, A Software-Defined GPS and Galileo Receiver. A Single-Frequency Approach, Birkhauser, 2007

GNSS-SDR is a Global Navigation Satellite System software-defined receiver. This file is part of GNSS-SDR.

Copyright (C) 2010-2020 (see AUTHORS file for a list of contributors) SPDX-License-Identifier: GPL-3.0-or-later

## 11.217 `gps_l1_ca_tcp_connector_tracking_cc.h` File Reference

Interface of a TCP connector block based on code DLL + carrier PLL.

```
#include "cpu_multicorrelator.h"
#include "gnss_block_interface.h"
#include "gnss_synchro.h"
#include "tcp_communication.h"
#include <gnuradio/block.h>
#include <volk_gnssssdr/volk_gnssssdr_alloc.h>
#include <fstream>
#include <map>
#include <string>
```

### Classes

- class [Gps\\_L1\\_Ca\\_Tcp\\_Connector\\_Tracking\\_cc](#)  
*This class implements a DLL + PLL tracking loop block.*

### Typedefs

- using `gps_l1_ca_tcp_connector_tracking_cc_sptr` = `gnss_shared_ptr`< [Gps\\_L1\\_Ca\\_Tcp\\_Connector\\_Tracking\\_cc](#) >

### Functions

- `gps_l1_ca_tcp_connector_tracking_cc_sptr` **`gps_l1_ca_tcp_connector_make_tracking_cc`** (`int64_t` fs\_in, `uint32_t` vector\_length, `bool` dump, `const std::string` &dump\_filename, `float` early\_late\_space\_chips, `size_t` port\_ch0)

#### 11.217.1 Detailed Description

Interface of a TCP connector block based on code DLL + carrier PLL.

#### Author

David Pubill, 2012. `dpubill(at)cttc.es` Javier Arribas, 2011. `jarribas(at)cttc.es`

Code DLL + carrier PLL according to the algorithms described in: K.Borre, D.M.Akos, N.Bertelsen, P.Rinder, and S.H.Jensen, A Software-Defined GPS and Galileo Receiver. A Single-Frequency Approach, Birkhauser, 2007

GNSS-SDR is a Global Navigation Satellite System software-defined receiver. This file is part of GNSS-SDR.

Copyright (C) 2010-2020 (see AUTHORS file for a list of contributors) SPDX-License-Identifier: GPL-3.0-or-later

## 11.218 gps\_l1\_ca\_telemetry\_decoder.h File Reference

Interface of an adapter of a GPS L1 C/A NAV data decoder block to a [TelemetryDecoderInterface](#).

```
#include "gnss_satellite.h"
#include "gnss_synchro.h"
#include "gps_l1_ca_telemetry_decoder_gs.h"
#include "telemetry_decoder_interface.h"
#include "tlm_conf.h"
#include <gnuradio/runtime_types.h>
#include <cstdio>
#include <string>
```

### Classes

- class [GpsL1CaTelemetryDecoder](#)  
*This class implements a NAV data decoder for GPS L1 C/A.*

### 11.218.1 Detailed Description

Interface of an adapter of a GPS L1 C/A NAV data decoder block to a [TelemetryDecoderInterface](#).

#### Author

Javier Arribas, 2011. jarribas(at)cttc.es

GNSS-SDR is a Global Navigation Satellite System software-defined receiver. This file is part of GNSS-SDR.

Copyright (C) 2010-2020 (see AUTHORS file for a list of contributors) SPDX-License-Identifier: GPL-3.0-or-later

## 11.219 gps\_l1\_ca\_telemetry\_decoder\_gs.h File Reference

Interface of a NAV message demodulator block based on Kay Borre book MATLAB-based GPS receiver.

```
#include "GPS_L1_CA.h"
#include "gnss_block_interface.h"
#include "gnss_satellite.h"
#include "gnss_synchro.h"
#include "gnss_time.h"
#include "gps_navigation_message.h"
#include "nav_message_packet.h"
#include "tlm_conf.h"
#include "tlm_crc_stats.h"
#include <boost/circular_buffer.hpp>
#include <gnuradio/block.h>
#include <gnuradio/types.h>
#include <array>
#include <stdint>
#include <fstream>
#include <memory>
#include <string>
```

## Classes

- class [gps\\_l1\\_ca\\_telemetry\\_decoder\\_gs](#)

*This class implements a block that decodes the NAV data defined in IS-GPS-200M.*

## Typedefs

- using [gps\\_l1\\_ca\\_telemetry\\_decoder\\_gs\\_sptr](#) = gnss\_shared\_ptr< [gps\\_l1\\_ca\\_telemetry\\_decoder\\_gs](#) >

## Functions

- [gps\\_l1\\_ca\\_telemetry\\_decoder\\_gs\\_sptr](#) [gps\\_l1\\_ca\\_make\\_telemetry\\_decoder\\_gs](#) (const [Gnss\\_Satellite](#) &satellite, const [Tlm\\_Conf](#) &conf)

### 11.219.1 Detailed Description

Interface of a NAV message demodulator block based on Kay Borre book MATLAB-based GPS receiver.

GNSS-SDR is a Global Navigation Satellite System software-defined receiver. This file is part of GNSS-SDR.

Copyright (C) 2010-2020 (see AUTHORS file for a list of contributors) SPDX-License-Identifier: GPL-3.0-or-later

## 11.220 [gps\\_l2\\_m\\_dll\\_pll\\_tracking.h](#) File Reference

Interface of an adapter of a DLL+PLL tracking loop block for GPS L1 C/A to a [TrackingInterface](#).

```
#include "dll_pll_veml_tracking.h"
#include "tracking_interface.h"
#include <string>
```

## Classes

- class [GpsL2MDIIPITracking](#)

*This class implements a code DLL + carrier PLL tracking loop.*

### 11.220.1 Detailed Description

Interface of an adapter of a DLL+PLL tracking loop block for GPS L1 C/A to a [TrackingInterface](#).

#### Author

Carlos Aviles, 2010. [carlos.avilesr\(at\)gmail.com](mailto:carlos.avilesr(at)gmail.com) Javier Arribas, 2011. [jarribas\(at\)cttc.es](mailto:jarribas(at)cttc.es)

Code DLL + carrier PLL according to the algorithms described in: K.Borre, D.M.Akos, N.Bertelsen, P.Rinder, and S.H.Jensen, A Software-Defined GPS and Galileo Receiver. A Single-Frequency Approach, Birkhauser, 2007

GNSS-SDR is a Global Navigation Satellite System software-defined receiver. This file is part of GNSS-SDR.

Copyright (C) 2010-2020 (see AUTHORS file for a list of contributors) SPDX-License-Identifier: GPL-3.0-or-later

## 11.221 gps\_l2\_m\_dll\_pll\_tracking\_fpga.h File Reference

Interface of an adapter of a DLL+PLL tracking loop block for GPS L2C to a [TrackingInterface](#) for the FPGA.

```
#include "dll_pll_veml_tracking_fpga.h"
#include "tracking_interface.h"
#include <gnuradio/runtime_types.h>
#include <cstdint>
#include <string>
```

### Classes

- class [GpsL2MDIIPITrackingFpga](#)

*This class implements a code DLL + carrier PLL tracking loop.*

### 11.221.1 Detailed Description

Interface of an adapter of a DLL+PLL tracking loop block for GPS L2C to a [TrackingInterface](#) for the FPGA.

#### Author

Marc Majoral, 2019, mmajoral(at)cttc.es

Code DLL + carrier PLL according to the algorithms described in: K.Borre, D.M.Akos, N.Bertelsen, P.Rinder, and S.H.Jensen, A Software-Defined GPS and Galileo Receiver. A Single-Frequency Approach, Birkhauser, 2007

GNSS-SDR is a Global Navigation Satellite System software-defined receiver. This file is part of GNSS-SDR.

Copyright (C) 2010-2020 (see AUTHORS file for a list of contributors) SPDX-License-Identifier: GPL-3.0-or-later

## 11.222 gps\_l2\_m\_pcps\_acquisition.h File Reference

Adapts a PCPS acquisition block to an [AcquisitionInterface](#) for GPS L2 M signals.

```
#include "channel_fsm.h"
#include "complex_byte_to_float_x2.h"
#include "gnss_synchro.h"
#include "pcps_acquisition.h"
#include <gnuradio/blocks/float_to_complex.h>
#include <volk_gnssdr/volk_gnssdr_alloc.h>
#include <memory>
#include <string>
#include <vector>
```

### Classes

- class [GpsL2MPcpsAcquisition](#)

*This class adapts a PCPS acquisition block to an [AcquisitionInterface](#) for GPS L2 M signals.*

### 11.222.1 Detailed Description

Adapts a PCPS acquisition block to an [AcquisitionInterface](#) for GPS L2 M signals.

#### Authors

- Javier Arribas, 2015. jarribas(at)cttc.es

GNSS-SDR is a Global Navigation Satellite System software-defined receiver. This file is part of GNSS-SDR.

Copyright (C) 2010-2020 (see AUTHORS file for a list of contributors) SPDX-License-Identifier: GPL-3.0-or-later

## 11.223 gps\_l2\_m\_pcps\_acquisition\_fpga.h File Reference

Adapts an FPGA-offloaded PCPS acquisition block to an [AcquisitionInterface](#) for GPS L2 M signals.

```
#include "channel_fsm.h"
#include "pcps_acquisition_fpga.h"
#include <gnuradio/runtime_types.h>
#include <volk_gnssssdr/volk_gnssssdr_alloc.h>
#include <cstdio>
#include <memory>
#include <string>
```

#### Classes

- class [GpsL2MPcpsAcquisitionFpga](#)

*This class adapts a PCPS acquisition block off-loaded on an FPGA to an [AcquisitionInterface](#) for GPS L2 M signals.*

### 11.223.1 Detailed Description

Adapts an FPGA-offloaded PCPS acquisition block to an [AcquisitionInterface](#) for GPS L2 M signals.

#### Authors

- Javier Arribas, 2019. jarribas(at)cttc.es

GNSS-SDR is a Global Navigation Satellite System software-defined receiver. This file is part of GNSS-SDR.

Copyright (C) 2010-2020 (see AUTHORS file for a list of contributors) SPDX-License-Identifier: GPL-3.0-or-later

## 11.224 GPS\_L2C.h File Reference

Defines system parameters for GPS L2C signal.

```
#include "GPS_CNAV.h"
#include "gnss_frequencies.h"
#include <stdint>
#include <utility>
#include <vector>
```



## Variables

- constexpr double `GPS_L2_FREQ_HZ` = `FREQ2`  
*L2 [Hz].*
- constexpr double `GPS_L2_L_PERIOD_S` = 1.5  
*GPS L2 L code period [seconds].*
- constexpr double `GPS_L2_M_CODE_RATE_CPS` = 0.5115e6  
*GPS L2 M code rate [chips/s].*
- constexpr double `GPS_L2_M_PERIOD_S` = 0.02  
*GPS L2 M code period [seconds].*
- constexpr double `GPS_L2_L_CODE_RATE_CPS` = 0.5115e6  
*GPS L2 L code rate [chips/s].*
- constexpr int32\_t `GPS_L2_M_CODE_LENGTH_CHIPS` = 10230  
*GPS L2 M code length [chips].*
- constexpr int32\_t `GPS_L2_L_CODE_LENGTH_CHIPS` = 767250  
*GPS L2 L code length [chips].*
- constexpr int32\_t `GPS_L2_CNAV_DATA_PAGE_BITS` = 300  
*GPS L2 CNAV page length, including preamble and CRC [bits].*
- constexpr int32\_t `GPS_L2_SYMBOLS_PER_BIT` = 2
- constexpr int32\_t `GPS_L2_SAMPLES_PER_SYMBOL` = 1
- constexpr int32\_t `GPS_L2_CNAV_DATA_PAGE_SYMBOLS` = 600
- constexpr int32\_t `GPS_L2_CNAV_DATA_PAGE_DURATION_S` = 12
- constexpr int32\_t `GPS_L2C_HISTORY_DEEP` = 5
- constexpr uint32\_t `GPS_L2C_OPT_ACQ_FS_SPS` = 2000000  
*Sampling frequency that maximizes the acquisition SNR while using a non-multiple of chip rate.*
- constexpr int32\_t `GPS_L2C_M_INIT_REG` [115]

### 11.224.1 Detailed Description

Defines system parameters for GPS L2C signal.

#### Author

Javier Arribas, 2015. jarribas(at)cttc.es

GNSS-SDR is a Global Navigation Satellite System software-defined receiver. This file is part of GNSS-SDR.

Copyright (C) 2010-2020 (see AUTHORS file for a list of contributors) SPDX-License-Identifier: GPL-3.0-or-later

## 11.225 gps\_l2c\_signal\_replica.h File Reference

This file implements signal generators for GPS L2C signals.

```
#include <complex>
#include <cstdint>
#include <gsl/gsl-lite.hpp>
```

## Functions

- void [gps\\_l2c\\_m\\_code\\_gen\\_complex](#) (own::span< std::complex< float >> dest, uint32\_t prn)  
*Generates complex GPS L2C M code for the desired SV ID.*
- void [gps\\_l2c\\_m\\_code\\_gen\\_float](#) (own::span< float > dest, uint32\_t prn)  
*Generates float GPS L2C M code for the desired SV ID.*
- void [gps\\_l2c\\_m\\_code\\_gen\\_complex\\_sampled](#) (own::span< std::complex< float >> dest, uint32\_t prn, int32\_t sampling\_freq)  
*Generates complex GPS L2C M code for the desired SV ID, and sampled to specific sampling frequency.*

### 11.225.1 Detailed Description

This file implements signal generators for GPS L2C signals.

#### Author

Javier Arribas, 2015. jarribas(at)cttc.es

GNSS-SDR is a Global Navigation Satellite System software-defined receiver. This file is part of GNSS-SDR.

Copyright (C) 2010-2020 (see AUTHORS file for a list of contributors) SPDX-License-Identifier: GPL-3.0-or-later

## 11.226 [gps\\_l2c\\_telemetry\\_decoder.h](#) File Reference

Interface of an adapter of a GPS L2C (CNAV) data decoder block to a [TelemetryDecoderInterface](#).

```
#include "gnss_satellite.h"
#include "gnss_synchro.h"
#include "gps_l2c_telemetry_decoder_gs.h"
#include "telemetry_decoder_interface.h"
#include "tlm_conf.h"
#include <gnuradio/runtime_types.h>
#include <cstdlib>
#include <string>
```

## Classes

- class [GpsL2CTelemetryDecoder](#)  
*This class implements a NAV data decoder for GPS L2 M.*

### 11.226.1 Detailed Description

Interface of an adapter of a GPS L2C (CNAV) data decoder block to a [TelemetryDecoderInterface](#).

#### Author

Javier Arribas, 2015. jarribas(at)cttc.es

GNSS-SDR is a Global Navigation Satellite System software-defined receiver. This file is part of GNSS-SDR.

Copyright (C) 2010-2020 (see AUTHORS file for a list of contributors) SPDX-License-Identifier: GPL-3.0-or-later

## 11.227 gps\_l2c\_telemetry\_decoder\_gs.h File Reference

Interface of a CNAV message demodulator block.

```
#include "gnss_block_interface.h"
#include "gnss_satellite.h"
#include "gps_cnav_navigation_message.h"
#include "nav_message_packet.h"
#include "tlm_conf.h"
#include "tlm_crc_stats.h"
#include <gnuradio/block.h>
#include <gnuradio/types.h>
#include <cstdint>
#include <fstream>
#include <memory>
#include <string>
#include "cnav_msg.h"
```

### Classes

- class [gps\\_l2c\\_telemetry\\_decoder\\_gs](#)

*This class implements a block that decodes CNAV data defined in IS-GPS-200M.*

### Typedefs

- using [gps\\_l2c\\_telemetry\\_decoder\\_gs\\_sptr](#) = [gnss\\_shared\\_ptr](#)< [gps\\_l2c\\_telemetry\\_decoder\\_gs](#) >

### Functions

- [gps\\_l2c\\_telemetry\\_decoder\\_gs\\_sptr](#) [gps\\_l2c\\_make\\_telemetry\\_decoder\\_gs](#) (const [Gnss\\_Satellite](#) &satellite, const [Tlm\\_Conf](#) &conf)

#### 11.227.1 Detailed Description

Interface of a CNAV message demodulator block.

#### Author

Javier Arribas, 2015. [jarribas\(at\)cttc.es](mailto:jarribas(at)cttc.es)

GNSS-SDR is a Global Navigation Satellite System software-defined receiver. This file is part of GNSS-SDR.

Copyright (C) 2010-2020 (see AUTHORS file for a list of contributors) SPDX-License-Identifier: GPL-3.0-or-later

## 11.228 GPS\_L5.h File Reference

Defines system parameters for GPS L5 signal.

```
#include "GPS_CNAV.h"
#include "gnss_frequencies.h"
#include <stdint>
```

### Variables

- constexpr double [GPS\\_L5\\_FREQ\\_HZ](#) = [FREQ5](#)  
*L5 [Hz].*
- constexpr double [GPS\\_L5I\\_CODE\\_RATE\\_CPS](#) = 10.23e6  
*GPS L5I code rate [chips/s].*
- constexpr double [GPS\\_L5I\\_PERIOD\\_S](#) = 0.001  
*GPS L5I code period [seconds].*
- constexpr double [GPS\\_L5I\\_SYMBOL\\_PERIOD\\_S](#) = 0.01  
*GPS L5I symbol period [seconds].*
- constexpr double [GPS\\_L5Q\\_CODE\\_RATE\\_CPS](#) = 10.23e6  
*GPS L5Q code rate [chips/s].*
- constexpr double [GPS\\_L5Q\\_PERIOD\\_S](#) = 0.001  
*GPS L5Q code period [seconds].*
- constexpr int32\_t [GPS\\_L5Q\\_CODE\\_LENGTH\\_CHIPS](#) = 10230  
*GPS L5Q code length [chips].*
- constexpr int32\_t [GPS\\_L5I\\_CODE\\_LENGTH\\_CHIPS](#) = 10230  
*GPS L5I code length [chips].*
- constexpr int32\_t [GPS\\_L5I\\_PERIOD\\_MS](#) = 1  
*GPS L5I code period [ms].*
- constexpr int32\_t [GPS\\_L5I\\_SYMBOL\\_PERIOD\\_MS](#) = 10  
*GPS L5I symbol period [ms].*
- constexpr int32\_t [GPS\\_L5\\_HISTORY\\_DEEP](#) = 5
- constexpr uint32\_t [GPS\\_L5\\_OPT\\_ACQ\\_FS\\_SPS](#) = 10000000  
*Sampling frequency that maximizes the acquisition SNR while using a non-multiple of chip rate.*
- constexpr int32\_t [GPS\\_L5I\\_INIT\\_REG](#) [210]
- constexpr int32\_t [GPS\\_L5Q\\_INIT\\_REG](#) [210]
- constexpr int32\_t [GPS\\_L5\\_CNAV\\_DATA\\_PAGE\\_BITS](#) = 300  
*GPS L5 CNAV page length, including preamble and CRC [bits].*
- constexpr int32\_t [GPS\\_L5\\_SYMBOLS\\_PER\\_BIT](#) = 2
- constexpr int32\_t [GPS\\_L5\\_SAMPLES\\_PER\\_SYMBOL](#) = 10
- constexpr int32\_t [GPS\\_L5\\_CNAV\\_DATA\\_PAGE\\_SYMBOLS](#) = 600
- constexpr int32\_t [GPS\\_L5\\_CNAV\\_DATA\\_PAGE\\_DURATION\\_S](#) = 6
- constexpr int32\_t [GPS\\_L5I\\_NH\\_CODE\\_LENGTH](#) = 10
- constexpr int32\_t [GPS\\_L5I\\_NH\\_CODE](#) [10] = {0, 0, 0, 0, 1, 1, 0, 1, 0, 1}
- constexpr int32\_t [GPS\\_L5Q\\_NH\\_CODE\\_LENGTH](#) = 20
- constexpr int32\_t [GPS\\_L5Q\\_NH\\_CODE](#) [20] = {0, 0, 0, 0, 0, 1, 0, 0, 1, 1, 0, 1, 0, 1, 0, 0, 1, 1, 1, 0}
- constexpr char [GPS\\_L5I\\_NH\\_CODE\\_STR](#) [11] = "0000110101"
- constexpr char [GPS\\_L5Q\\_NH\\_CODE\\_STR](#) [21] = "00000100110101001110"

### 11.228.1 Detailed Description

Defines system parameters for GPS L5 signal.

#### Author

Javier Arribas, 2017. jarribas(at)cttc.es

GNSS-SDR is a Global Navigation Satellite System software-defined receiver. This file is part of GNSS-SDR.

Copyright (C) 2010-2020 (see AUTHORS file for a list of contributors) SPDX-License-Identifier: GPL-3.0-or-later

## 11.229 gps\_l5\_dll\_pll\_tracking.h File Reference

Interface of an adapter of a DLL+PLL tracking loop block for GPS L5 to a [TrackingInterface](#).

```
#include "dll_pll_veml_tracking.h"
#include "tracking_interface.h"
#include <string>
```

### Classes

- class [GpsL5DllPllTracking](#)  
*This class implements a code DLL + carrier PLL tracking loop.*

### 11.229.1 Detailed Description

Interface of an adapter of a DLL+PLL tracking loop block for GPS L5 to a [TrackingInterface](#).

#### Author

Javier Arribas, 2017. jarribas(at)cttc.es

Code DLL + carrier PLL according to the algorithms described in: K.Borre, D.M.Akos, N.Bertelsen, P.Rinder, and S.H.Jensen, A Software-Defined GPS and Galileo Receiver. A Single-Frequency Approach, Birkhauser, 2007

GNSS-SDR is a Global Navigation Satellite System software-defined receiver. This file is part of GNSS-SDR.

Copyright (C) 2010-2020 (see AUTHORS file for a list of contributors) SPDX-License-Identifier: GPL-3.0-or-later

## 11.230 gps\_l5\_dll\_pll\_tracking\_fpga.h File Reference

Interface of an adapter of a DLL+PLL tracking loop block for GPS L5 to a [TrackingInterface](#) for the FPGA.

```
#include "dll_pll_veml_tracking_fpga.h"
#include "tracking_interface.h"
#include <string>
```

## Classes

- class [GpsL5DIIPIITrackingFpga](#)

*This class implements a code DLL + carrier PLL tracking loop.*

### 11.230.1 Detailed Description

Interface of an adapter of a DLL+PLL tracking loop block for GPS L5 to a [TrackingInterface](#) for the FPGA.

#### Author

Marc Majoral, 2019. mmajoral(at)cttc.cat Javier Arribas, 2019. jarribas(at)cttc.es

Code DLL + carrier PLL according to the algorithms described in: K.Borre, D.M.Akos, N.Bertelsen, P.Rinder, and S.H.Jensen, A Software-Defined GPS and Galileo Receiver. A Single-Frequency Approach, Birkhauser, 2007

GNSS-SDR is a Global Navigation Satellite System software-defined receiver. This file is part of GNSS-SDR.

Copyright (C) 2010-2020 (see AUTHORS file for a list of contributors) SPDX-License-Identifier: GPL-3.0-or-later

## 11.231 gps\_l5\_signal\_replica.h File Reference

This file implements signal generators for GPS L5 signals.

```
#include <complex>
#include <stdint>
#include <gsl/gsl-lite.hpp>
```

## Functions

- void [gps\\_l5i\\_code\\_gen\\_complex](#) (own::span< std::complex< float >> dest, uint32\_t prn)  
*Generates complex GPS L5I code for the desired SV ID.*
- void [gps\\_l5i\\_code\\_gen\\_float](#) (own::span< float > dest, uint32\_t prn)  
*Generates real GPS L5I code for the desired SV ID.*
- void [gps\\_l5q\\_code\\_gen\\_complex](#) (own::span< std::complex< float >> dest, uint32\_t prn)  
*Generates complex GPS L5Q code for the desired SV ID.*
- void [gps\\_l5q\\_code\\_gen\\_float](#) (own::span< float > dest, uint32\_t prn)  
*Generates real GPS L5Q code for the desired SV ID.*
- void [gps\\_l5i\\_code\\_gen\\_complex\\_sampled](#) (own::span< std::complex< float >> dest, uint32\_t prn, int32\_t sampling\_freq)  
*Generates complex GPS L5I code for the desired SV ID, and sampled to specific sampling frequency.*
- void [gps\\_l5q\\_code\\_gen\\_complex\\_sampled](#) (own::span< std::complex< float >> dest, uint32\_t prn, int32\_t sampling\_freq)  
*Generates complex GPS L5Q code for the desired SV ID, and sampled to specific sampling frequency.*

### 11.231.1 Detailed Description

This file implements signal generators for GPS L5 signals.

#### Author

Javier Arribas, 2017. jarribas(at)cttc.es

GNSS-SDR is a Global Navigation Satellite System software-defined receiver. This file is part of GNSS-SDR.

Copyright (C) 2010-2020 (see AUTHORS file for a list of contributors) SPDX-License-Identifier: GPL-3.0-or-later

## 11.232 gps\_l5\_telemetry\_decoder.h File Reference

Interface of an adapter of a GPS L5 (CNAV) data decoder block to a [TelemetryDecoderInterface](#).

```
#include "gnss_satellite.h"
#include "gnss_synchro.h"
#include "gps_l5_telemetry_decoder_gs.h"
#include "telemetry_decoder_interface.h"
#include "tlm_conf.h"
#include <gnuradio/runtime_types.h>
#include <cstdio>
#include <string>
```

### Classes

- class [GpsL5TelemetryDecoder](#)  
*This class implements a NAV data decoder for GPS L5.*

### 11.232.1 Detailed Description

Interface of an adapter of a GPS L5 (CNAV) data decoder block to a [TelemetryDecoderInterface](#).

#### Author

Antonio Ramos, 2017. antonio.ramos(at)cttc.es

GNSS-SDR is a Global Navigation Satellite System software-defined receiver. This file is part of GNSS-SDR.

Copyright (C) 2010-2020 (see AUTHORS file for a list of contributors) SPDX-License-Identifier: GPL-3.0-or-later

## 11.233 `gps_l5_telemetry_decoder_gs.h` File Reference

Interface of a CNAV message demodulator block.

```
#include "GPS_L5.h"
#include "gnss_block_interface.h"
#include "gnss_satellite.h"
#include "gps_cnav_navigation_message.h"
#include "nav_message_packet.h"
#include "tlm_conf.h"
#include "tlm_crc_stats.h"
#include <boost/circular_buffer.hpp>
#include <gnuradio/block.h>
#include <gnuradio/types.h>
#include <cstdint>
#include <fstream>
#include <memory>
#include <string>
#include "cnav_msg.h"
```

### Classes

- class [gps\\_l5\\_telemetry\\_decoder\\_gs](#)  
*This class implements a GPS L5 Telemetry decoder.*

### Typedefs

- using `gps_l5_telemetry_decoder_gs_sptr` = `gnss_shared_ptr`< [gps\\_l5\\_telemetry\\_decoder\\_gs](#) >

### Functions

- `gps_l5_telemetry_decoder_gs_sptr` `gps_l5_make_telemetry_decoder_gs` (const [Gnss\\_Satellite](#) &satellite, const [Tlm\\_Conf](#) &conf)

#### 11.233.1 Detailed Description

Interface of a CNAV message demodulator block.

GNSS-SDR is a Global Navigation Satellite System software-defined receiver. This file is part of GNSS-SDR.

Copyright (C) 2010-2020 (see AUTHORS file for a list of contributors) SPDX-License-Identifier: GPL-3.0-or-later

## 11.234 `gps_l5i_pcps_acquisition.h` File Reference

Adapts a PCPS acquisition block to an [AcquisitionInterface](#) for GPS L5i signals.

```
#include "channel_fsm.h"
#include "complex_byte_to_float_x2.h"
#include "gnss_synchro.h"
#include "pcps_acquisition.h"
#include <gnuradio/blocks/float_to_complex.h>
#include <volk_gnssssdr/volk_gnssssdr_alloc.h>
#include <memory>
#include <string>
```



## Classes

- class [GpsL5iPcpsAcquisition](#)

*This class adapts a PCPS acquisition block to an [AcquisitionInterface](#) for GPS L5i signals.*

### 11.234.1 Detailed Description

Adapts a PCPS acquisition block to an [AcquisitionInterface](#) for GPS L5i signals.

#### Authors

- Javier Arribas, 2017. jarribas(at)cttc.es

GNSS-SDR is a Global Navigation Satellite System software-defined receiver. This file is part of GNSS-SDR.

Copyright (C) 2010-2020 (see AUTHORS file for a list of contributors) SPDX-License-Identifier: GPL-3.0-or-later

## 11.235 gps\_l5i\_pcps\_acquisition\_fpga.h File Reference

Adapts a PCPS acquisition block to an [AcquisitionInterface](#) for GPS L5i signals for the FPGA.

```
#include "channel_fsm.h"
#include "gnss_synchro.h"
#include "pcps_acquisition_fpga.h"
#include <volk_gnssssdr/volk_gnssssdr_alloc.h>
#include <memory>
#include <string>
#include <vector>
```

## Classes

- class [GpsL5iPcpsAcquisitionFpga](#)

*This class adapts a PCPS acquisition block off-loaded on an FPGA to an [AcquisitionInterface](#) for GPS L5i signals.*

### 11.235.1 Detailed Description

Adapts a PCPS acquisition block to an [AcquisitionInterface](#) for GPS L5i signals for the FPGA.

#### Authors

- Marc Majoral, 2019. mmajoral(at)cttc.es
- Javier Arribas, 2019. jarribas(at)cttc.es

GNSS-SDR is a Global Navigation Satellite System software-defined receiver. This file is part of GNSS-SDR.

Copyright (C) 2010-2020 (see AUTHORS file for a list of contributors) SPDX-License-Identifier: GPL-3.0-or-later

## 11.236 `gps_navigation_message.h` File Reference

Interface of a GPS NAV Data message decoder.

```
#include "GPS_L1_CA.h"
#include "gps_ephemeris.h"
#include "gps_iono.h"
#include "gps_utc_model.h"
#include <bitset>
#include <cstdint>
#include <map>
#include <string>
#include <utility>
#include <vector>
```

### Classes

- class [Gps\\_Navigation\\_Message](#)

*This class decodes a GPS NAV Data message as described in IS-GPS-200M.*

### 11.236.1 Detailed Description

Interface of a GPS NAV Data message decoder.

#### Author

Javier Arribas, 2011. jarribas(at)cttc.es

GNSS-SDR is a Global Navigation Satellite System software-defined receiver. This file is part of GNSS-SDR.

Copyright (C) 2010-2020 (see AUTHORS file for a list of contributors) SPDX-License-Identifier: GPL-3.0-or-later

## 11.237 `gps_sdr_signal_replica.h` File Reference

This file implements functions for GPS L1 C/A signal replica generation.

```
#include <complex>
#include <cstdint>
#include <gsl/gsl-lite.hpp>
```

### Functions

- void [gps\\_l1\\_ca\\_code\\_gen\\_int](#) (own::span< int32\_t > dest, int32\_t prn, uint32\_t chip\_shift)  
*Generates int GPS L1 C/A code for the desired SV ID and code shift.*
- void [gps\\_l1\\_ca\\_code\\_gen\\_float](#) (own::span< float > dest, int32\_t prn, uint32\_t chip\_shift)  
*Generates float GPS L1 C/A code for the desired SV ID and code shift.*
- void [gps\\_l1\\_ca\\_code\\_gen\\_complex](#) (own::span< std::complex< float >> dest, int32\_t prn, uint32\_t chip\_shift)  
*Generates complex GPS L1 C/A code for the desired SV ID and code shift.*
- void [gps\\_l1\\_ca\\_code\\_gen\\_complex\\_sampled](#) (own::span< std::complex< float >> dest, uint32\_t prn, int32\_t sampling\_freq, uint32\_t chip\_shift)  
*Generates complex GPS L1 C/A code for the desired SV ID and code shift, and sampled to specific sampling frequency.*

### 11.237.1 Detailed Description

This file implements functions for GPS L1 C/A signal replica generation.

#### Author

Javier Arribas, 2011. [jarribas\(at\)cttc.es](mailto:jarribas(at)cttc.es)

GNSS-SDR is a Global Navigation Satellite System software-defined receiver. This file is part of GNSS-SDR.

Copyright (C) 2010-2020 (see AUTHORS file for a list of contributors) SPDX-License-Identifier: GPL-3.0-or-later

## 11.238 `gps_utc_model.h` File Reference

Interface of a GPS UTC MODEL storage.

```
#include <boost/serialization/nvp.hpp>
#include <cstdint>
```

### Classes

- class [Gps\\_Utc\\_Model](#)

*This class is a storage for the GPS UTC MODEL data as described in IS-GPS-200M.*

### 11.238.1 Detailed Description

Interface of a GPS UTC MODEL storage.

#### Author

Javier Arribas, 2013. [jarribas\(at\)cttc.es](mailto:jarribas(at)cttc.es)

GNSS-SDR is a Global Navigation Satellite System software-defined receiver. This file is part of GNSS-SDR.

Copyright (C) 2010-2020 (see AUTHORS file for a list of contributors) SPDX-License-Identifier: GPL-3.0-or-later

## 11.239 `gpx_printer.h` File Reference

Interface of a class that prints PVT information to a gpx file.

```
#include <fstream>
#include <string>
```

## Classes

- class [Gpx\\_Printer](#)  
*Prints PVT information to GPX format file.*

### 11.239.1 Detailed Description

Interface of a class that prints PVT information to a gpx file.

#### Author

Álvaro Cebrián Juan, 2018. [acebrianjuan\(at\)gmail.com](mailto:acebrianjuan(at)gmail.com)

GNSS-SDR is a Global Navigation Satellite System software-defined receiver. This file is part of GNSS-SDR.

Copyright (C) 2010-2020 (see AUTHORS file for a list of contributors) SPDX-License-Identifier: GPL-3.0-or-later

### 11.240 gr\_complex\_ip\_packet\_source.h File Reference

Receives ip frames containing samples in UDP frame encapsulation using a high performance packet capture library (libpcap)

```
#include "gnss_block_interface.h"
#include <boost/thread.hpp>
#include <gnuradio/sync_block.h>
#include <arpa/inet.h>
#include <net/ethernet.h>
#include <net/if.h>
#include <netinet/if_ether.h>
#include <pcap.h>
#include <string>
#include <sys/ioctl.h>
```

## Classes

- class [Gr\\_Complex\\_Ip\\_Packet\\_Source](#)

### 11.240.1 Detailed Description

Receives ip frames containing samples in UDP frame encapsulation using a high performance packet capture library (libpcap)

#### Author

Javier Arribas jarribas (at) cttc.es

GNSS-SDR is a Global Navigation Satellite System software-defined receiver. This file is part of GNSS-SDR.

Copyright (C) 2010-2020 (see AUTHORS file for a list of contributors) SPDX-License-Identifier: GPL-3.0-or-later

## 11.241 has\_simple\_printer.h File Reference

Interface of a class that prints HAS messages content in a txt file.

```
#include <cstdint>
#include <fstream>
#include <mutex>
#include <string>
#include <vector>
```

### Classes

- class [Has\\_Simple\\_Printer](#)

*Prints HAS messages content in a txt file. See HAS-SIS-ICD for a message description.*

### 11.241.1 Detailed Description

Interface of a class that prints HAS messages content in a txt file.

#### Author

Carles Fernandez-Prades, 2021. cfernandez(at)cttc.es

GNSS-SDR is a Global Navigation Satellite System software-defined receiver. This file is part of GNSS-SDR.

Copyright (C) 2010-2021 (see AUTHORS file for a list of contributors) SPDX-License-Identifier: GPL-3.0-or-later

## 11.242 hybrid\_observables.h File Reference

Implementation of an adapter of an observables block accepting all kind of signals to a [ObservablesInterface](#).

```
#include "gnss_synchro.h"
#include "hybrid_observables_gs.h"
#include "observables_interface.h"
#include <gnuradio/gr_complex.h>
#include <gnuradio/runtime_types.h>
#include <cstdint>
#include <string>
```

### Classes

- class [HybridObservables](#)

*This class implements an [ObservablesInterface](#) for observables of all kind of GNSS signals.*

### 11.242.1 Detailed Description

Implementation of an adapter of an observables block accepting all kind of signals to a [ObservablesInterface](#).

#### Author

Mara Branzanti 2013. mara.branzanti(at)gmail.com  
Javier Arribas 2013. jarribas(at)cttc.es

GNSS-SDR is a Global Navigation Satellite System software-defined receiver. This file is part of GNSS-SDR.

Copyright (C) 2010-2020 (see AUTHORS file for a list of contributors) SPDX-License-Identifier: GPL-3.0-or-later

## 11.243 hybrid\_observables\_gs.h File Reference

Interface of the observables computation block.

```
#include "gnss_block_interface.h"
#include "gnss_time.h"
#include "obs_conf.h"
#include <boost/circular_buffer.hpp>
#include <gnuradio/block.h>
#include <gnuradio/types.h>
#include <cstdint>
#include <cstdint>
#include <fstream>
#include <map>
#include <memory>
#include <queue>
#include <string>
#include <typeinfo>
#include <vector>
```

### Classes

- class [Gnss\\_circular\\_deque< T >](#)
- class [hybrid\\_observables\\_gs](#)

*This class implements a block that computes observables.*

### Typedefs

- using **hybrid\_observables\_gs\_sptr** = gnss\_shared\_ptr< [hybrid\\_observables\\_gs](#) >

### Functions

- hybrid\_observables\_gs\_sptr **hybrid\_observables\_gs\_make** (const [Obs\\_Conf](#) &conf\_)

### 11.243.1 Detailed Description

Interface of the observables computation block.

#### Author

Mara Branzanti 2013. mara.branzanti(at)gmail.com  
Javier Arribas 2013. jarribas(at)cttc.es  
Antonio Ramos 2018. antonio.ramos(at)cttc.es

GNSS-SDR is a Global Navigation Satellite System software-defined receiver. This file is part of GNSS-SDR.

Copyright (C) 2010-2020 (see AUTHORS file for a list of contributors) SPDX-License-Identifier: GPL-3.0-or-later

## 11.244 ibyte\_to\_cbyte.h File Reference

Adapts an I/Q interleaved byte (unsigned char) sample stream into a std::complex<unsigned char> stream.

```
#include "conjugate_ic.h"
#include "gnss_block_interface.h"
#include "interleaved_byte_to_complex_byte.h"
#include <gnuradio/blocks/file_sink.h>
#include <cstdint>
#include <string>
```

#### Classes

- class [lbyteToCbyte](#)

### 11.244.1 Detailed Description

Adapts an I/Q interleaved byte (unsigned char) sample stream into a std::complex<unsigned char> stream.

#### Author

Carles Fernandez Prades, cfernandez(at)cttc.es

GNSS-SDR is a Global Navigation Satellite System software-defined receiver. This file is part of GNSS-SDR.

Copyright (C) 2010-2020 (see AUTHORS file for a list of contributors) SPDX-License-Identifier: GPL-3.0-or-later

## 11.245 ibyte\_to\_complex.h File Reference

Adapts an I/Q interleaved byte integer sample stream to a gr\_complex (float) stream.

```
#include "conjugate_cc.h"
#include "gnss_block_interface.h"
#include <gnuradio/blocks/file_sink.h>
#include <gnuradio/blocks/interleaved_char_to_complex.h>
#include <cstdint>
#include <string>
```

## Classes

- class [lbyteToComplex](#)

*Adapts an I/Q interleaved byte integer sample stream to a gr\_complex (float) stream.*

### 11.245.1 Detailed Description

Adapts an I/Q interleaved byte integer sample stream to a gr\_complex (float) stream.

#### Author

Javier Arribas, jarribas(at)cttc.es

GNSS-SDR is a Global Navigation Satellite System software-defined receiver. This file is part of GNSS-SDR.

Copyright (C) 2010-2020 (see AUTHORS file for a list of contributors) SPDX-License-Identifier: GPL-3.0-or-later

## 11.246 lbyte\_to\_cshort.h File Reference

Adapts a short interleaved sample stream into a std::complex<short> stream.

```
#include "conjugate_sc.h"
#include "gnss_block_interface.h"
#include "interleaved_byte_to_complex_short.h"
#include <gnuradio/blocks/file_sink.h>
#include <cstdint>
#include <string>
```

## Classes

- class [lbyteToCshort](#)

*Adapts a short integer (16 bits) interleaved sample stream into a std::complex<short> stream.*

### 11.246.1 Detailed Description

Adapts a short interleaved sample stream into a std::complex<short> stream.

#### Author

Carles Fernandez-Prades, cfernandez(at)cttc.es

GNSS-SDR is a Global Navigation Satellite System software-defined receiver. This file is part of GNSS-SDR.

Copyright (C) 2010-2020 (see AUTHORS file for a list of contributors) SPDX-License-Identifier: GPL-3.0-or-later



## 11.247 in\_memory\_configuration.h File Reference

A [ConfigurationInterface](#) for testing purposes.

```
#include "configuration_interface.h"
#include "string_converter.h"
#include <stdint>
#include <map>
#include <memory>
#include <string>
```

### Classes

- class [InMemoryConfiguration](#)

*This class is an implementation of the interface [ConfigurationInterface](#).*

### 11.247.1 Detailed Description

A [ConfigurationInterface](#) for testing purposes.

#### Author

Carlos Aviles, 2010. carlos.avilesr(at)gmail.com

This implementation accepts configuration parameters upon instantiation and it is intended to be used in unit testing.

GNSS-SDR is a Global Navigation Satellite System software-defined receiver. This file is part of GNSS-SDR.

Copyright (C) 2010-2020 (see AUTHORS file for a list of contributors) SPDX-License-Identifier: GPL-3.0-or-later

## 11.248 ini.h File Reference

This function parses an INI file into easy-to-access name/value pairs.

### Macros

- `#define INI_ALLOW_MULTILINE 1`

### Functions

- int [ini\\_parse](#) (const char \*filename, int(\*handler)(void \*user, const char \*section, const char \*name, const char \*value), void \*user)

*Parse given INI-style file. May have [section]s, name=value pairs (whitespace stripped), and comments starting with ';' (semicolon). Section is "" if name=value pair parsed before any section heading.*

### 11.248.1 Detailed Description

This function parses an INI file into easy-to-access name/value pairs.

#### Author

Brush Technologies, 2009.

inih (INI Not Invented Here) is a simple .INI file parser written in C++. It's only a couple of pages of code, and it was designed to be small and simple, so it's good for embedded systems. To use it, just give `ini_parse()` an INI file, and it will call a callback for every name=value pair parsed, giving you strings for the section, name, and value. It's done this way because it works well on low-memory embedded systems, but also because it makes for a KISS implementation. Parse given INI-style file. May have [section]s, name=value pairs (whitespace stripped), and comments starting with ';' (semicolon). Section is "" if name=value pair parsed before any section heading. For each name=value pair parsed, call handler function with given user pointer as well as section, name, and value (data only valid for duration of handler call). Handler should return nonzero on success, zero on error. Returns 0 on success, line number of first error on parse error, on -1 on file open error

inih and INIReader are released under the New BSD license:

Copyright (c) 2009, Brush Technology All rights reserved.

SPDX-License-Identifier: BSD-3-Clause

Go to the project home page for more info:

## 11.249 INIReader.h File Reference

This class reads an INI file into easy-to-access name/value pairs.

```
#include <cstdint>
#include <map>
#include <string>
```

### Classes

- class [INIReader](#)

*Read an INI file into easy-to-access name/value pairs. (Note that I've gone for simplicity here rather than speed, but it should be pretty decent.)*

### 11.249.1 Detailed Description

This class reads an INI file into easy-to-access name/value pairs.

#### Author

Brush Technologies, 2009.

inih (INI Not Invented Here) is a simple .INI file parser written in C++. It's only a couple of pages of code, and it was designed to be small and simple, so it's good for embedded systems. To use it, just give [ini\\_parse\(\)](#) an INI file, and it will call a callback for every name=value pair parsed, giving you strings for the section, name, and value. It's done this way because it works well on low-memory embedded systems, but also because it makes for a KISS implementation.

inih and [INIReader](#) are released under the New BSD license:

Copyright (c) 2009, Brush Technology All rights reserved.

SPDX-License-Identifier: BSD-3-Clause

Go to the project home page for more info:

## 11.250 interleaved\_byte\_to\_complex\_byte.h File Reference

Adapts an 8-bits interleaved sample stream into a 16-bits complex stream.

```
#include "gnss_block_interface.h"
#include <gnuradio/sync_decimator.h>
```

### Classes

- class [interleaved\\_byte\\_to\\_complex\\_byte](#)  
*This class adapts an 8-bits interleaved sample stream into a 16-bits complex stream (std::complex<unsigned char>)*

### Typedefs

- using **interleaved\_byte\_to\_complex\_byte\_sptr** = gnss\_shared\_ptr< [interleaved\\_byte\\_to\\_complex\\_byte](#) >

### Functions

- interleaved\_byte\_to\_complex\_byte\_sptr **make\_interleaved\_byte\_to\_complex\_byte** ()

#### 11.250.1 Detailed Description

Adapts an 8-bits interleaved sample stream into a 16-bits complex stream.

#### Author

Carles Fernandez Prades, cfernandez(at)cttc.es

GNSS-SDR is a Global Navigation Satellite System software-defined receiver. This file is part of GNSS-SDR.

Copyright (C) 2010-2020 (see AUTHORS file for a list of contributors) SPDX-License-Identifier: GPL-3.0-or-later

## 11.251 interleaved\_byte\_to\_complex\_short.h File Reference

Adapts a byte (8-bits) interleaved sample stream into a std::complex<short> stream.

```
#include "gnss_block_interface.h"
#include <gnuradio/sync_decimator.h>
```

### Classes

- class [interleaved\\_byte\\_to\\_complex\\_short](#)  
*This class adapts a short (16-bits) interleaved sample stream into a std::complex<short> stream.*

## Typedefs

- using **interleaved\_byte\_to\_complex\_short\_sptr** = gnss\_shared\_ptr< [interleaved\\_byte\\_to\\_complex\\_short](#) >

## Functions

- interleaved\_byte\_to\_complex\_short\_sptr **make\_interleaved\_byte\_to\_complex\_short** ()

### 11.251.1 Detailed Description

Adapts a byte (8-bits) interleaved sample stream into a std::complex<short> stream.

#### Author

Javier Arribas (jarribas(at)cttc.es)

GNSS-SDR is a Global Navigation Satellite System software-defined receiver. This file is part of GNSS-SDR.

Copyright (C) 2010-2020 (see AUTHORS file for a list of contributors) SPDX-License-Identifier: GPL-3.0-or-later

### 11.252 interleaved\_short\_to\_complex\_short.h File Reference

Adapts a short (16-bits) interleaved sample stream into a std::complex<short> stream.

```
#include "gnss_block_interface.h"
#include <gnuradio/sync_decimator.h>
```

## Classes

- class [interleaved\\_short\\_to\\_complex\\_short](#)  
*This class adapts a short (16-bits) interleaved sample stream into a std::complex<short> stream.*

## Typedefs

- using **interleaved\_short\_to\_complex\_short\_sptr** = gnss\_shared\_ptr< [interleaved\\_short\\_to\\_complex\\_short](#) >

## Functions

- interleaved\_short\_to\_complex\_short\_sptr **make\_interleaved\_short\_to\_complex\_short** ()

### 11.252.1 Detailed Description

Adapts a short (16-bits) interleaved sample stream into a `std::complex<short>` stream.

#### Author

Carles Fernandez Prades, cfernandez(at)cttc.es

GNSS-SDR is a Global Navigation Satellite System software-defined receiver. This file is part of GNSS-SDR.

Copyright (C) 2010-2020 (see AUTHORS file for a list of contributors) SPDX-License-Identifier: GPL-3.0-or-later

## 11.253 ishort\_to\_complex.h File Reference

Adapts an I/Q interleaved short integer sample stream to a `gr_complex` (float) stream.

```
#include "conjugate_cc.h"
#include "gnss_block_interface.h"
#include <gnuradio/blocks/file_sink.h>
#include <gnuradio/blocks/interleaved_short_to_complex.h>
#include <stdint>
#include <string>
```

### Classes

- class [lshortToComplex](#)

*Adapts an I/Q interleaved short integer sample stream to a `gr_complex` (float) stream.*

### 11.253.1 Detailed Description

Adapts an I/Q interleaved short integer sample stream to a `gr_complex` (float) stream.

#### Author

Javier Arribas, jarribas(at)cttc.es

GNSS-SDR is a Global Navigation Satellite System software-defined receiver. This file is part of GNSS-SDR.

Copyright (C) 2010-2020 (see AUTHORS file for a list of contributors) SPDX-License-Identifier: GPL-3.0-or-later

## 11.254 ishort\_to\_cshort.h File Reference

Adapts a short interleaved sample stream into a `std::complex<short>` stream.

```
#include "conjugate_sc.h"
#include "gnss_block_interface.h"
#include "interleaved_short_to_complex_short.h"
#include <gnuradio/blocks/file_sink.h>
#include <stdint>
#include <string>
```

## Classes

- class [lshortToCshort](#)

*Adapts a short integer (16 bits) interleaved sample stream into a `std::complex<short>` stream.*

### 11.254.1 Detailed Description

Adapts a short interleaved sample stream into a `std::complex<short>` stream.

#### Author

Carles Fernandez-Prades, cfernandez(at)cttc.es

GNSS-SDR is a Global Navigation Satellite System software-defined receiver. This file is part of GNSS-SDR.

Copyright (C) 2010-2020 (see AUTHORS file for a list of contributors) SPDX-License-Identifier: GPL-3.0-or-later

## 11.255 item\_type\_helpers.h File Reference

Utility functions for converting between item types.

```
#include <cstdint>
#include <functional>
#include <string>
```

## Typedefs

- using **item\_type\_converter\_t** = `std::function< void(void *, const void *, uint32_t)>`

## Functions

- bool [item\\_type\\_valid](#) (const `std::string` &item\_type)  
*Check if a string is a valid item type.*
- `size_t` [item\\_type\\_size](#) (const `std::string` &item\_type)  
*Return the size of the given item type, or zero if unknown.*
- bool [item\\_type\\_is\\_complex](#) (const `std::string` &item\_type)  
*Determine if an item\_type is complex.*
- `item_type_converter_t` [make\\_vector\\_converter](#) (const `std::string` &input\_type, const `std::string` &output\_type)  
*Create a function to convert an array of input\_type to an array of output\_type.*

### 11.255.1 Detailed Description

Utility functions for converting between item types.

#### Authors

- Cillian O'Driscoll, 2019. cillian.odriscoll(at)gmail.com

GNSS-SDR is a Global Navigation Satellite System software-defined receiver. This file is part of GNSS-SDR.

Copyright (C) 2010-2020 (see AUTHORS file for a list of contributors) SPDX-License-Identifier: GPL-3.0-or-later

## 11.256 kml\_printer.h File Reference

Interface of a class that prints PVT information to a kml file.

```
#include <fstream>
#include <string>
```

### Classes

- class [Kml\\_Printer](#)  
*Prints PVT information to OGC KML format file (can be viewed with Google Earth)*

### 11.256.1 Detailed Description

Interface of a class that prints PVT information to a kml file.

#### Author

Javier Arribas, 2011. jarribas(at)cttc.es Álvaro Cebrián Juan, 2018. acebrianjuan(at)gmail.com

GNSS-SDR is a Global Navigation Satellite System software-defined receiver. This file is part of GNSS-SDR.

Copyright (C) 2010-2020 (see AUTHORS file for a list of contributors) SPDX-License-Identifier: GPL-3.0-or-later

## 11.257 labsat23\_source.h File Reference

Unpacks capture files in the LabSat 2 (ls2), LabSat 3 (ls3), or LabSat 3 Wideband (LS3W) formats.

```
#include "concurrent_queue.h"
#include "gnss_block_interface.h"
#include <gnuradio/block.h>
#include <pmt/pmt.h>
#include <cstdint>
#include <stdint>
#include <fstream>
#include <string>
#include <vector>
```

### Classes

- class [labsat23\\_source](#)  
*This class implements conversion between Labsat 2, 3 and 3 Wideband formats to gr\_complex.*

### Typedefs

- using [labsat23\\_source\\_sptr](#) = gnss\_shared\_ptr< [labsat23\\_source](#) >

## Functions

- `labsat23_source_sptr labsat23_make_source_sptr` (const char \*signal\_file\_basename, const std::vector<int> &channel\_selector, [Concurrent\\_Queue](#)<pmt::pmt\_t> \*queue, bool digital\_io\_enabled)

### 11.257.1 Detailed Description

Unpacks capture files in the LabSat 2 (ls2), LabSat 3 (ls3), or LabSat 3 Wideband (LS3W) formats.

#### Author

Javier Arribas jarribas (at) cttc.es

GNSS-SDR is a Global Navigation Satellite System software-defined receiver. This file is part of GNSS-SDR.

Copyright (C) 2010-2021 (see AUTHORS file for a list of contributors) SPDX-License-Identifier: GPL-3.0-or-later

## 11.258 labsat\_signal\_source.h File Reference

LabSat version 2, 3, and 3 Wideband format reader.

```
#include "concurrent_queue.h"
#include "gnss_block_interface.h"
#include "signal_source_base.h"
#include <gnuradio/blocks/file_sink.h>
#include <gnuradio/blocks/throttle.h>
#include <gnuradio/hier_block2.h>
#include <pmt/pmt.h>
#include <memory>
#include <string>
#include <vector>
```

## Classes

- class [LabsatSignalSource](#)

*This class reads samples stored in LabSat version 2, 3, and 3 Wideband format.*

### 11.258.1 Detailed Description

LabSat version 2, 3, and 3 Wideband format reader.

#### Author

Javier Arribas, jarribas(at)cttc.es

GNSS-SDR is a Global Navigation Satellite System software-defined receiver. This file is part of GNSS-SDR.

Copyright (C) 2010-2021 (see AUTHORS file for a list of contributors) SPDX-License-Identifier: GPL-3.0-or-later



## 11.259 lock\_detectors.h File Reference

Interface of a library with a set of code and carrier phase lock detectors.

```
#include <gnuradio/gr_complex.h>
```

### Functions

- float [cn0\\_svn\\_estimator](#) (const gr\_complex \*Prompt\_buffer, int length, float coh\_integration\_time\_s)  
*cn0\_svn\_estimator is a Carrier-to-Noise (CN0) estimator based on the Signal-to-Noise Variance (SNV) estimator*
- float [cn0\\_m2m4\\_estimator](#) (const gr\_complex \*Prompt\_buffer, int length, float coh\_integration\_time\_s)  
*cn0\_m2m4\_estimator is a Carrier-to-Noise (CN0) estimator based on the Second- and Fourth-Order Moments Method (M2M4)*
- float [carrier\\_lock\\_detector](#) (gr\_complex \*Prompt\_buffer, int length)  
*A carrier lock detector.*

### 11.259.1 Detailed Description

Interface of a library with a set of code and carrier phase lock detectors.

SNV\_CN0 is a Carrier-to-Noise (CN0) estimator based on the Signal-to-Noise Variance (SNV) estimator [1]. Carrier lock detector using normalised estimate of the cosine of twice the carrier phase error [2].

[1] Marco Pini, Emanuela Falletti and Maurizio Fantino, "Performance Evaluation of C/N0 Estimators using a Real Time GNSS Software Receiver," IEEE 10th International Symposium on Spread Spectrum Techniques and Applications, pp.28-30, August 2008.

[2] Van Dierendonck, A.J. (1996), Global Positioning System: Theory and Applications, Volume I, Chapter 8: GPS Receivers, AJ Systems, Los Altos, CA 94024. Inc.: 329-407.

#### Authors

- Javier Arribas, 2011. jarribas(at)cttc.es
- Luis Esteve, 2012. luis(at)epsilon-formacion.com

GNSS-SDR is a Global Navigation Satellite System software-defined receiver. This file is part of GNSS-SDR.

Copyright (C) 2010-2020 (see AUTHORS file for a list of contributors) SPDX-License-Identifier: GPL-3.0-or-later

## 11.260 MATH\_CONSTANTS.h File Reference

Defines useful mathematical constants and their scaled versions.

## Variables

- constexpr double [GNSS\\_OMEGA\\_EARTH\\_DOT](#) = 7.2921151467e-5  
*Default Earth rotation rate, [rad/s].*
- constexpr double [SPEED\\_OF\\_LIGHT\\_M\\_S](#) = 299792458.0  
*Speed of light in vacuum [m/s].*
- constexpr double [SPEED\\_OF\\_LIGHT\\_M\\_MS](#) = 299792.4580  
*Speed of light in vacuum [m/ms].*
- constexpr double [GPS\\_GM](#) = 3.986005e14  
*Universal gravitational constant times the mass of the Earth, [ $m^3/s^2$ ] IS-GPS-200M, 20.3.3.3.3.1.*
- constexpr double [GPS\\_F](#) = -4.442807633e-10  
*Constant, [ $s/(m)^{1/2}$ ], IS-GPS-200M, 20.3.3.3.3.1.*
- constexpr double [GALILEO\\_GM](#) = 3.986004418e14  
*Geocentric gravitational constant [ $m^3/s^2$ ], OS SIS ICD v2.0, pag. 44.*
- constexpr double [GALILEO\\_F](#) = -4.442807309e-10  
*Constant, [ $s/(m)^{1/2}$ ], OS SIS ICD v2.0, pag. 47.*
- constexpr double [GLONASS\\_OMEGA\\_EARTH\\_DOT](#) = 7.292115e-5  
*Earth rotation rate, [rad/s] ICD L1, L2 GLONASS Edition 5.1 2008 pag. 55.*
- constexpr double [GLONASS\\_GM](#) = 398600.44e9  
*Universal gravitational constant times the mass of the Earth, [ $m^3/s^2$ ].*
- constexpr double [BEIDOU\\_OMEGA\\_EARTH\\_DOT](#) = 7.2921150e-5  
*Earth rotation rate, [rad/s] as defined in BDS-SIS-ICD-B1I-3.0 2019-02, pag. 3.*
- constexpr double [BEIDOU\\_GM](#) = 3.986004418e14  
*Universal gravitational constant times the mass of the Earth, [ $m^3/s^2$ ] as defined in CGCS2000.*
- constexpr double [BEIDOU\\_F](#) = -4.442807309e-10  
*Constant, [ $s/(m)^{1/2}$ ]  $F = -2(GM)^{.5}/C^2$ .*
- constexpr double [GNSS\\_PI](#) = 3.1415926535898  
*pi constant as defined for GNSS*
- constexpr double [HALF\\_PI](#) = [GNSS\\_PI](#) / 2.0  
*pi/2*
- constexpr double [TWO\\_PI](#) = 2.0 \* [GNSS\\_PI](#)  
*2 \* pi*
- constexpr double [TWO\\_P3](#) = 8.0  
*2^3*
- constexpr double [TWO\\_P4](#) = 16.0  
*2^4*
- constexpr double [TWO\\_P8](#) = 256.0  
*2^8*
- constexpr double [TWO\\_P11](#) = 2048.0  
*2^11*
- constexpr double [TWO\\_P12](#) = 4096.0  
*2^12*
- constexpr double [TWO\\_P14](#) = 16384.0  
*2^14*
- constexpr double [TWO\\_P16](#) = 65536.0  
*2^16*
- constexpr double [TWO\\_P19](#) = 524288.0  
*2^19*
- constexpr double [TWO\\_P31](#) = 2147483648.0  
*2^31*
- constexpr double [TWO\\_P32](#) = 4294967296.0

- $2^{32}$ 
  - constexpr double [TWO\\_P56](#) = 7.205759403792794e+016
- $2^{56}$ 
  - constexpr double [TWO\\_P57](#) = 1.441151880758559e+017
- $2^{57}$ 
  - constexpr double [TWO\\_N2](#) = 0.25
- $2^{-2}$ 
  - constexpr double [TWO\\_N5](#) = 0.03125
- $2^{-5}$ 
  - constexpr double [TWO\\_N6](#) = 0.015625
- $2^{-6}$ 
  - constexpr double [TWO\\_N8](#) = 0.00390625
- $2^{-8}$ 
  - constexpr double [TWO\\_N9](#) = 0.001953125
- $2^{-9}$ 
  - constexpr double [TWO\\_N10](#) = 0.0009765625
- $2^{-10}$ 
  - constexpr double [TWO\\_N11](#) = 4.882812500000000e-004
- $2^{-11}$ 
  - constexpr double [TWO\\_N14](#) = 0.00006103515625
- $2^{-14}$ 
  - constexpr double [TWO\\_N15](#) = 0.00003051757813
- $2^{-15}$ 
  - constexpr double [TWO\\_N16](#) = 0.0000152587890625
- $2^{-16}$ 
  - constexpr double [TWO\\_N17](#) = 7.629394531250000e-006
- $2^{-17}$ 
  - constexpr double [TWO\\_N18](#) = 3.814697265625000e-006
- $2^{-18}$ 
  - constexpr double [TWO\\_N19](#) = 1.907348632812500e-006
- $2^{-19}$ 
  - constexpr double [TWO\\_N20](#) = 9.536743164062500e-007
- $2^{-20}$ 
  - constexpr double [TWO\\_N21](#) = 4.768371582031250e-007
- $2^{-21}$ 
  - constexpr double [TWO\\_N22](#) = 2.384185791015625e-007
- $2^{-22}$ 
  - constexpr double [TWO\\_N23](#) = 1.192092895507810e-007
- $2^{-23}$ 
  - constexpr double [TWO\\_N24](#) = 5.960464477539063e-008
- $2^{-24}$ 
  - constexpr double [TWO\\_N25](#) = 2.980232238769531e-008
- $2^{-25}$ 
  - constexpr double [TWO\\_N26](#) = 1.490116119384765e-009
- $2^{-26}$ 
  - constexpr double [TWO\\_N27](#) = 7.450580596923828e-009
- $2^{-27}$ 
  - constexpr double [TWO\\_N29](#) = 1.862645149230957e-009
- $2^{-29}$ 
  - constexpr double [TWO\\_N30](#) = 9.313225746154785e-010
- $2^{-30}$

- constexpr double [TWO\\_N31](#) = 4.656612873077393e-010  
 $2^{-31}$
- constexpr double [TWO\\_N32](#) = 2.328306436538696e-010  
 $2^{-32}$
- constexpr double [TWO\\_N33](#) = 1.164153218269348e-010  
 $2^{-33}$
- constexpr double [TWO\\_N34](#) = 5.82076609134674e-011  
 $2^{-34}$
- constexpr double [TWO\\_N35](#) = 2.91038304567337e-011  
 $2^{-35}$
- constexpr double [TWO\\_N38](#) = 3.637978807091713e-012  
 $2^{-38}$
- constexpr double [TWO\\_N39](#) = 1.818989403545856e-012  
 $2^{-39}$
- constexpr double [TWO\\_N40](#) = 9.094947017729280e-013  
 $2^{-40}$
- constexpr double [TWO\\_N43](#) = 1.136868377216160e-013  
 $2^{-43}$
- constexpr double [TWO\\_N44](#) = 5.684341886080802e-14  
 $2^{-44}$
- constexpr double [TWO\\_N46](#) = 1.4210854715202e-014  
 $2^{-46}$
- constexpr double [TWO\\_N48](#) = 3.552713678800501e-15  
 $2^{-46}$
- constexpr double [TWO\\_N50](#) = 8.881784197001252e-016  
 $2^{-50}$
- constexpr double [TWO\\_N51](#) = 4.44089209850063e-016  
 $2^{-51}$
- constexpr double [TWO\\_N55](#) = 2.775557561562891e-017  
 $2^{-55}$
- constexpr double [TWO\\_N57](#) = 6.938893903907228e-18  
 $2^{-57}$
- constexpr double [TWO\\_N59](#) = 1.73472347597681e-018  
 $2^{-59}$
- constexpr double [TWO\\_N60](#) = 8.673617379884036e-19  
 $2^{-60}$
- constexpr double [TWO\\_N66](#) = 1.3552527156068805425093160010874271392822265625e-20  
 $2^{-66}$
- constexpr double [TWO\\_N68](#) = 3.388131789017201e-21  
 $2^{-68}$
- constexpr double [PI\\_TWO\\_N19](#) = 5.992112452678286e-006  
 $P_{i*}2^{-19}$ .
- constexpr double [PI\\_TWO\\_N43](#) = 3.571577341960839e-013  
 $P_{i*}2^{-43}$ .
- constexpr double [PI\\_TWO\\_N31](#) = 1.462918079267160e-009  
 $P_{i*}2^{-31}$ .
- constexpr double [PI\\_TWO\\_N38](#) = 1.142904749427469e-011  
 $P_{i*}2^{-38}$ .
- constexpr double [PI\\_TWO\\_N23](#) = 3.745070282923929e-007  
 $P_{i*}2^{-23}$ .
- constexpr double [D2R](#) = [GNSS\\_PI](#) / 180.0

- deg to rad*
- constexpr double [R2D](#) = 180.0 / [GNSS\\_PI](#)
- rad to deg*
- constexpr double [SC2RAD](#) = [GNSS\\_PI](#)
- semi-circle to radian (IS-GPS)*
- constexpr double [AS2R](#) = [D2R](#) / 3600.0
- arc sec to radian*
- constexpr double [AU](#) = 149597870691.0
- 1 Astronomical Unit AU (m) distance from Earth to the Sun.*

### 11.260.1 Detailed Description

Defines useful mathematical constants and their scaled versions.

#### Author

Javier Arribas, 2013. [jarribas\(at\)cttc.es](mailto:jarribas(at)cttc.es)

GNSS-SDR is a Global Navigation Satellite System software-defined receiver. This file is part of GNSS-SDR.

Copyright (C) 2010-2020 (see AUTHORS file for a list of contributors) SPDX-License-Identifier: GPL-3.0-or-later

## 11.261 mmse\_resampler\_conditioner.h File Reference

Interface of an adapter of a mmse resampler conditioner block to a SignalConditionerInterface.

```
#include "gnss_block_interface.h"
#include <gnuradio/filter/fir_filter_ccf.h>
#include <gnuradio/filter/fractional_resampler_cc.h>
#include <gnuradio/filter/firdes.h>
#include <string>
```

### Classes

- class [MmseResamplerConditioner](#)
- Interface of a MMSE resampler block adapter to a SignalConditionerInterface.*

### 11.261.1 Detailed Description

Interface of an adapter of a mmse resampler conditioner block to a SignalConditionerInterface.

#### Author

Antonio Ramos, 2018. [antonio.ramos\(at\)cttc.es](mailto:antonio.ramos(at)cttc.es)

GNSS-SDR is a Global Navigation Satellite System software-defined receiver. This file is part of GNSS-SDR.

Copyright (C) 2010-2020 (see AUTHORS file for a list of contributors) SPDX-License-Identifier: GPL-3.0-or-later

## 11.262 monitor\_ephemeris\_udp\_sink.h File Reference

Interface of a class that sends serialized [Gps\\_Ephemeris](#) and [Galileo\\_Ephemeris](#) objects over udp to one or multiple endpoints.

```
#include "galileo_ephemeris.h"
#include "gps_ephemeris.h"
#include "serdes_galileo_eph.h"
#include "serdes_gps_eph.h"
#include <boost/asio.hpp>
#include <memory>
#include <string>
#include <vector>
```

### Classes

- class [Monitor\\_Ephemeris\\_Udp\\_Sink](#)

### Typedefs

- using **b\_io\_context** = boost::asio::io\_service

### 11.262.1 Detailed Description

Interface of a class that sends serialized [Gps\\_Ephemeris](#) and [Galileo\\_Ephemeris](#) objects over udp to one or multiple endpoints.

#### Author

Javier Arribas, 2021. jarribas(at)cttc.es

GNSS-SDR is a Global Navigation Satellite System software-defined receiver. This file is part of GNSS-SDR.

Copyright (C) 2010-2021 (see AUTHORS file for a list of contributors) SPDX-License-Identifier: GPL-3.0-or-later

## 11.263 monitor\_pvt.h File Reference

Interface of the [Monitor\\_Pvt](#) class.

```
#include <boost/serialization/nvp.hpp>
#include <cstdint>
```

### Classes

- class [Monitor\\_Pvt](#)  
*This class contains parameters and outputs of the PVT block.*

### 11.263.1 Detailed Description

Interface of the [Monitor\\_Pvt](#) class.

Author

GNSS-SDR is a Global Navigation Satellite System software-defined receiver. This file is part of GNSS-SDR.

Copyright (C) 2010-2020 (see AUTHORS file for a list of contributors) SPDX-License-Identifier: GPL-3.0-or-later

## 11.264 monitor\_pvt\_udp\_sink.h File Reference

Interface of a class that sends serialized [Monitor\\_Pvt](#) objects over udp to one or multiple endpoints.

```
#include "monitor_pvt.h"
#include "serdes_monitor_pvt.h"
#include <boost/asio.hpp>
#include <memory>
#include <string>
#include <vector>
```

### Classes

- class [Monitor\\_Pvt\\_Udp\\_Sink](#)

### Typedefs

- using **b\_io\_context** = boost::asio::io\_service

### 11.264.1 Detailed Description

Interface of a class that sends serialized [Monitor\\_Pvt](#) objects over udp to one or multiple endpoints.

Author

Álvaro Cebrián Juan, 2019. [acebrianjuan\(at\)gmail.com](mailto:acebrianjuan(at)gmail.com)

GNSS-SDR is a Global Navigation Satellite System software-defined receiver. This file is part of GNSS-SDR.

Copyright (C) 2010-2020 (see AUTHORS file for a list of contributors) SPDX-License-Identifier: GPL-3.0-or-later

## 11.265 multichannel\_file\_signal\_source.h File Reference

Implementation of a class that reads signals samples from files at different frequency band and adapts it to a [SignalSourceInterface](#).

```
#include "concurrent_queue.h"
#include "gnss_block_interface.h"
#include "signal_source_base.h"
#include <gnuradio/blocks/file_sink.h>
#include <gnuradio/blocks/file_source.h>
#include <gnuradio/blocks/throttle.h>
#include <gnuradio/hier_block2.h>
#include <pmt/pmt.h>
#include <cstdint>
#include <string>
#include <vector>
```

### Classes

- class [MultichannelFileSignalSource](#)

*Class that reads signals samples from files at different frequency bands and adapts it to a [SignalSourceInterface](#).*

### 11.265.1 Detailed Description

Implementation of a class that reads signals samples from files at different frequency band and adapts it to a [SignalSourceInterface](#).

#### Author

Javier Arribas, 2019 jarribas(at)cttc.es

This class represents a file signal source. Internally it uses a GNU Radio's `gr_file_source` as a connector to the data.

GNSS-SDR is a Global Navigation Satellite System software-defined receiver. This file is part of GNSS-SDR.

Copyright (C) 2010-2020 (see AUTHORS file for a list of contributors) SPDX-License-Identifier: GPL-3.0-or-later

## 11.266 nav\_message\_monitor.h File Reference

GNU Radio block that processes [Nav\\_Message\\_Packet](#) received from telemetry blocks and sends them via UDP.

```
#include "gnss_block_interface.h"
#include "nav_message_udp_sink.h"
#include <gnuradio/block.h>
#include <pmt/pmt.h>
#include <cstdint>
#include <memory>
#include <string>
#include <vector>
```



## Classes

- class [nav\\_message\\_monitor](#)

*GNU Radio block that receives asynchronous [Nav\\_Message\\_Packet](#) objects from the telemetry blocks and sends them via UDP.*

## Typedefs

- using **nav\_message\_monitor\_sptr** = gnss\_shared\_ptr< [nav\\_message\\_monitor](#) >

## Functions

- `nav_message_monitor_sptr nav_message_monitor_make (const std::vector< std::string > &addresses, uint16_t port)`

### 11.266.1 Detailed Description

GNU Radio block that processes [Nav\\_Message\\_Packet](#) received from telemetry blocks and sends them via UDP.

#### Author

Carles Fernandez-Prades, 2021. [cfernandez\(at\)cttc.es](mailto:cfernandez(at)cttc.es)

GNSS-SDR is a Global Navigation Satellite System software-defined receiver. This file is part of GNSS-SDR.

Copyright (C) 2010-2021 (see AUTHORS file for a list of contributors) SPDX-License-Identifier: GPL-3.0-or-later

## 11.267 nav\_message\_packet.h File Reference

Class for storage of decoded navigation messages.

```
#include <cstdint>
#include <string>
#include <utility>
```

## Classes

- class [Nav\\_Message\\_Packet](#)

### 11.267.1 Detailed Description

Class for storage of decoded navigation messages.

#### Author

Carles Fernandez-Prades, 2021. [cfernandez\(at\)cttc.es](mailto:cfernandez(at)cttc.es)

GNSS-SDR is a Global Navigation Satellite System software-defined receiver. This file is part of GNSS-SDR.

Copyright (C) 2010-2021 (see AUTHORS file for a list of contributors) SPDX-License-Identifier: GPL-3.0-or-later

## 11.268 nav\_message\_udp\_sink.h File Reference

Interface of a class that sends serialized [Nav\\_Message\\_Packet](#) objects over UDP to one or multiple endpoints.

```
#include "nav_message_packet.h"
#include "serdes_nav_message.h"
#include <boost/asio.hpp>
#include <memory>
#include <string>
#include <vector>
```

### Classes

- class [Nav\\_Message\\_Udp\\_Sink](#)

### Typedefs

- using **b\_io\_context** = boost::asio::io\_service

### 11.268.1 Detailed Description

Interface of a class that sends serialized [Nav\\_Message\\_Packet](#) objects over UDP to one or multiple endpoints.

#### Author

Carles Fernandez-Prades, 2021. cfernandez(at)cttc.es

GNSS-SDR is a Global Navigation Satellite System software-defined receiver. This file is part of GNSS-SDR.

Copyright (C) 2010-2021 (see AUTHORS file for a list of contributors) SPDX-License-Identifier: GPL-3.0-or-later

## 11.269 nav\_msg\_udp\_listener.h File Reference

```
#include "nav_message.pb.h"
#include <boost/asio.hpp>
```

### Classes

- class [Nav\\_Msg\\_Udp\\_Listener](#)

### 11.269.1 Detailed Description

#### Author

Carles Fernandez-Prades, 2021. cfernandez(at)cttc.es

GNSS-SDR is a Global Navigation Satellite System software-defined receiver. This file is part of GNSS-SDR.

Copyright (C) 2010-2021 (see AUTHORS file for a list of contributors) SPDX-License-Identifier: BSD-3-Clause

## 11.270 nmea\_printer.h File Reference

Interface of a NMEA 2.1 printer for GNSS-SDR This class provides a implementation of a subset of the NMEA-0183 standard for interfacing marine electronic devices as defined by the National Marine Electronics Association (NMEA). See <https://www.nmea.org/> for the NMEA 183 standard.

```
#include <boost/date_time/posix_time/ptime.hpp>
#include <fstream>
#include <memory>
#include <string>
```

### Classes

- class [Nmea\\_Printer](#)

*This class provides a implementation of a subset of the NMEA-0183 standard for interfacing marine electronic devices as defined by the National Marine Electronics Association (NMEA).*

### 11.270.1 Detailed Description

Interface of a NMEA 2.1 printer for GNSS-SDR This class provides a implementation of a subset of the NMEA-0183 standard for interfacing marine electronic devices as defined by the National Marine Electronics Association (NMEA). See <https://www.nmea.org/> for the NMEA 183 standard.

#### Author

Javier Arribas, 2012. jarribas(at)cttc.es

GNSS-SDR is a Global Navigation Satellite System software-defined receiver. This file is part of GNSS-SDR.

Copyright (C) 2010-2020 (see AUTHORS file for a list of contributors) SPDX-License-Identifier: GPL-3.0-or-later

## 11.271 nonlinear\_tracking.h File Reference

Interface of a library for nonlinear tracking algorithms.

```
#include <armadillo>
#include <gnuradio/gr_complex.h>
```

## Classes

- class [ModelFunction](#)
- class [CubatureFilter](#)
- class [UnscentedFilter](#)

### 11.271.1 Detailed Description

Interface of a library for nonlinear tracking algorithms.

[CubatureFilter](#) implements the functionality of the Cubature Kalman Filter, which uses multidimensional cubature rules to estimate the time evolution of a nonlinear system. [UnscentedFilter](#) implements an Unscented Kalman Filter which uses Unscented Transform rules to perform a similar estimation.

[1] I Arasaratnam and S Haykin. Cubature kalman filters. IEEE Transactions on Automatic Control, 54(6):1254–1269,2009.

## Authors

- Gerald LaMountain, 2019. gerald(at)ece.neu.edu
- Jordi Vila-Valls 2019. jvila(at)cttc.es

GNSS-SDR is a Global Navigation Satellite System software-defined receiver. This file is part of GNSS-SDR.

Copyright (C) 2010-2020 (see AUTHORS file for a list of contributors) SPDX-License-Identifier: GPL-3.0-or-later

## 11.272 notch\_cc.h File Reference

Implements a notch filter algorithm.

```
#include "gnss_block_interface.h"
#include "gnss_sdr_fft.h"
#include <gnuradio/block.h>
#include <volk_gnssssdr/volk_gnssssdr_alloc.h>
#include <stdint>
#include <memory>
```

## Classes

- class [Notch](#)  
*This class implements a real-time software-defined multi state notch filter.*

## Typedefs

- using **notch\_sptr** = gnss\_shared\_ptr< [Notch](#) >

## Functions

- notch\_sptr **make\_notch\_filter** (float pfa, float p\_c\_factor, int32\_t length, int32\_t n\_segments\_est, int32\_t n\_segments\_reset)

### 11.272.1 Detailed Description

Implements a notch filter algorithm.

#### Author

Antonio Ramos (antonio.ramosdet(at)gmail.com)

GNSS-SDR is a Global Navigation Satellite System software-defined receiver. This file is part of GNSS-SDR.

Copyright (C) 2010-2020 (see AUTHORS file for a list of contributors) SPDX-License-Identifier: GPL-3.0-or-later

## 11.273 notch\_filter.h File Reference

Adapter of a multistate [Notch](#) filter.

```
#include "gnss_block_interface.h"
#include "notch_cc.h"
#include <gnuradio/blocks/file_sink.h>
#include <string>
#include <vector>
```

## Classes

- class [NotchFilter](#)

### 11.273.1 Detailed Description

Adapter of a multistate [Notch](#) filter.

#### Author

Antonio Ramos, 2017. antonio.ramosdet(at)gmail.com

GNSS-SDR is a Global Navigation Satellite System software-defined receiver. This file is part of GNSS-SDR.

Copyright (C) 2010-2020 (see AUTHORS file for a list of contributors) SPDX-License-Identifier: GPL-3.0-or-later

## 11.274 notch\_filter\_lite.h File Reference

Adapts a light version of a multistate notch filter.

```
#include "gnss_block_interface.h"
#include "notch_lite_cc.h"
#include <gnuradio/blocks/file_sink.h>
#include <string>
#include <vector>
```

### Classes

- class [NotchFilterLite](#)

### 11.274.1 Detailed Description

Adapts a light version of a multistate notch filter.

#### Author

Antonio Ramos, 2017. antonio.ramosdet(at)gmail.com

GNSS-SDR is a Global Navigation Satellite System software-defined receiver. This file is part of GNSS-SDR.

Copyright (C) 2010-2020 (see AUTHORS file for a list of contributors) SPDX-License-Identifier: GPL-3.0-or-later

## 11.275 notch\_lite\_cc.h File Reference

Implements a notch filter light algorithm.

```
#include "gnss_block_interface.h"
#include "gnss_sdr_fft.h"
#include <gnuradio/block.h>
#include <volk_gnssssdr/volk_gnssssdr_alloc.h>
#include <cstdint>
#include <memory>
```

### Classes

- class [NotchLite](#)  
*This class implements a real-time software-defined multi state notch filter light version.*

### Typedefs

- using **notch\_lite\_sptr** = gnss\_shared\_ptr< [NotchLite](#) >

## Functions

- notch\_lite\_sptr **make\_notch\_filter\_lite** (float p\_c\_factor, float pfa, int32\_t length, int32\_t n\_segments\_est, int32\_t n\_segments\_reset, int32\_t n\_segments\_coeff)

### 11.275.1 Detailed Description

Implements a notch filter light algorithm.

#### Author

Antonio Ramos (antonio.ramosdet(at)gmail.com)

GNSS-SDR is a Global Navigation Satellite System software-defined receiver. This file is part of GNSS-SDR.

Copyright (C) 2010-2020 (see AUTHORS file for a list of contributors) SPDX-License-Identifier: GPL-3.0-or-later

## 11.276 nsr\_file\_signal\_source.h File Reference

Implementation of a class that reads signals samples from a NSR 2 bits sampler front-end file and adapts it to a [SignalSourceInterface](#). More information about the front-end here <http://www.ifen.com/products/sx-scientific-gnss-solutions/nsr-software-receiver.html>.

```
#include "file_source_base.h"
#include "unpack_byte_2bit_samples.h"
#include <cstdint>
#include <string>
#include <tuple>
```

## Classes

- class [NsrFileSignalSource](#)

*Class that reads signals samples from a file and adapts it to a [SignalSourceInterface](#).*

### 11.276.1 Detailed Description

Implementation of a class that reads signals samples from a NSR 2 bits sampler front-end file and adapts it to a [SignalSourceInterface](#). More information about the front-end here <http://www.ifen.com/products/sx-scientific-gnss-solutions/nsr-software-receiver.html>.

#### Author

Javier Arribas, 2013 jarribas(at)cttc.es

This class represents a file signal source.

GNSS-SDR is a Global Navigation Satellite System software-defined receiver. This file is part of GNSS-SDR.

Copyright (C) 2010-2021 (see AUTHORS file for a list of contributors) SPDX-License-Identifier: GPL-3.0-or-later

## 11.277 obs\_conf.h File Reference

Class that contains all the configuration parameters for generic observables block.

```
#include <cstdint>
#include <string>
```

### Classes

- class [Obs\\_Conf](#)

### 11.277.1 Detailed Description

Class that contains all the configuration parameters for generic observables block.

#### Author

Javier Arribas, 2020. jarribas(at)cttc.es

GNSS-SDR is a Global Navigation Satellite System software-defined receiver. This file is part of GNSS-SDR.

Copyright (C) 2010-2020 (see AUTHORS file for a list of contributors) SPDX-License-Identifier: GPL-3.0-or-later

## 11.278 obsdiff\_flags.h File Reference

Helper file for unit testing.

```
#include <gflags/gflags.h>
```

### Functions

- **DEFINE\_double** (skip\_obs\_transitory\_s, 30.0, "Skip the initial observable outputs to avoid transitory results [s]")
- **DEFINE\_double** (skip\_obs\_ends\_s, 5.0, "Skip the lasts observable outputs to avoid transitory results [s]")
- **DEFINE\_bool** (single\_diffs, false, "Compute also the single difference errors for Accumulated Carrier Phase and Carrier Doppler (requires LO synchronization between receivers)")
- **DEFINE\_bool** (compare\_with\_5X, false, "Compare the E5a Doppler and Carrier Phases with the E5 full bw in RINEX (expect discrepancy due to the center frequencies difference)")
- **DEFINE\_bool** (dupli\_sat, false, "Enable special observable test mode where the scenario contains duplicated satellite orbits")
- **DEFINE\_bool** (single\_diff, false, "Enable special observable test mode using only rover observables")
- **DEFINE\_string** (dupli\_sat\_prns, "1,2,3,4", "List of duplicated satellites PRN pairs (i.e. 1,2,3,4 indicates that the PRNs 1,2 share the same orbit. The same applies for PRNs 3,4)")
- **DEFINE\_string** (base\_rinex\_obs, "base.obs", "Filename of reference RINEX observation file")
- **DEFINE\_string** (rinex\_nav, "base.nav", "Filename of reference RINEX navigation file")
- **DEFINE\_string** (rover\_rinex\_obs, "base.obs", "Filename of test RINEX observation file")
- **DEFINE\_string** (system, "G", "GNSS satellite system: G for GPS, E for Galileo")
- **DEFINE\_string** (signal, "1C", "GNSS signal: 1C for GPS L1 CA, 1B for Galileo E1")
- **DEFINE\_bool** (remove\_rx\_clock\_error, false, "Compute and remove the receivers clock error prior to compute observable differences (requires a valid RINEX nav file for both receivers)")



### 11.278.1 Detailed Description

Helper file for unit testing.

#### Author

Javier Arribas, 2020. jarribas(at)cttc.es

GNSS-SDR is a Global Navigation Satellite System software-defined receiver. This file is part of GNSS-SDR.

Copyright (C) 2010-2020 (see AUTHORS file for a list of contributors) SPDX-License-Identifier: GPL-3.0-or-later

## 11.279 observable\_tests\_flags.h File Reference

Helper file for unit testing.

```
#include <gflags/gflags.h>
#include <limits>
```

### Functions

- **DEFINE\_double** (skip\_obs\_transitory\_s, 30.0, "Skip the initial observable outputs to avoid transitory results [s]")
- **DEFINE\_bool** (compute\_single\_diffs, false, "Compute also the single difference errors for Accumulated Carrier Phase and Carrier Doppler (requires LO synchronization between receivers)")
- **DEFINE\_bool** (compare\_with\_5X, false, "Compare the E5a Doppler and Carrier Phases with the E5 full bw in RINEX (expect discrepancy due to the center frequencies differences)")
- **DEFINE\_bool** (duplicated\_satellites\_test, false, "Enable special observable test mode where the scenario contains duplicated satellite orbits")
- **DEFINE\_string** (duplicated\_satellites\_prns, "1,2,3,4", "List of duplicated satellites PRN pairs (i.e. 1,2,3,4 indicates that the PRNs 1,2 share the same orbit. The same applies for PRNs 3,4)")

### 11.279.1 Detailed Description

Helper file for unit testing.

#### Author

Javier Arribas, 2018. jarribas(at)cttc.es

GNSS-SDR is a Global Navigation Satellite System software-defined receiver. This file is part of GNSS-SDR.

Copyright (C) 2010-2020 (see AUTHORS file for a list of contributors) SPDX-License-Identifier: GPL-3.0-or-later

## 11.280 observables\_dump\_reader.h File Reference

Helper file for unit testing.

```
#include <cstdint>
#include <fstream>
#include <string>
#include <vector>
```

### Classes

- class [Observables\\_Dump\\_Reader](#)

### 11.280.1 Detailed Description

Helper file for unit testing.

#### Author

Javier Arribas, 2017. jarribas(at)cttc.es

GNSS-SDR is a Global Navigation Satellite System software-defined receiver. This file is part of GNSS-SDR.

Copyright (C) 2010-2020 (see AUTHORS file for a list of contributors) SPDX-License-Identifier: GPL-3.0-or-later

## 11.281 observables\_interface.h File Reference

This class represents an interface to an Observables block.

```
#include "gnss_block_interface.h"
```

### Classes

- class [ObservablesInterface](#)  
*This abstract class represents an interface to an observables block.*

### 11.281.1 Detailed Description

This class represents an interface to an Observables block.

#### Author

Javier Arribas, 2011. jarribas(at)cttc.es

Abstract class for Observables modules. Since all its methods are virtual, this class cannot be instantiated directly, and a subclass can only be instantiated directly if all inherited pure virtual methods have been implemented by that class or a parent class.

GNSS-SDR is a Global Navigation Satellite System software-defined receiver. This file is part of GNSS-SDR.

Copyright (C) 2010-2020 (see AUTHORS file for a list of contributors) SPDX-License-Identifier: GPL-3.0-or-later

## 11.282 osmosdr\_signal\_source.h File Reference

Signal source wrapper for OsmoSDR-compatible front-ends, such as HackRF or Realtek's RTL2832U-based USB dongle DVB-T receivers (see <https://osmocom.org/projects/rtl-sdr/wiki> for more information)

```
#include "concurrent_queue.h"
#include "signal_source_base.h"
#include <gnuradio/blocks/file_sink.h>
#include <pmt/pmt.h>
#include <cstdint>
#include <memory>
#include <osmosdr/source.h>
#include <stdexcept>
#include <string>
```

### Classes

- class [OsmosdrSignalSource](#)

*This class reads samples OsmoSDR-compatible front-ends, such as HackRF or Realtek's RTL2832U-based USB dongle DVB-T receivers (see <https://osmocom.org/projects/rtl-sdr/wiki>)*

### 11.282.1 Detailed Description

Signal source wrapper for OsmoSDR-compatible front-ends, such as HackRF or Realtek's RTL2832U-based USB dongle DVB-T receivers (see <https://osmocom.org/projects/rtl-sdr/wiki> for more information)

#### Author

Javier Arribas, 2012. jarribas(at)cttc.es

GNSS-SDR is a Global Navigation Satellite System software-defined receiver. This file is part of GNSS-SDR.

Copyright (C) 2010-2020 (see AUTHORS file for a list of contributors) SPDX-License-Identifier: GPL-3.0-or-later

## 11.283 pass\_through.h File Reference

Interface of a block that just puts its input in its output.

```
#include "conjugate_cc.h"
#include "conjugate_ic.h"
#include "conjugate_sc.h"
#include "gnss_block_interface.h"
#include <gnuradio/blocks/copy.h>
#include <gnuradio/runtime_types.h>
#include <cstdint>
#include <string>
```

## Classes

- class [Pass\\_Through](#)

*This class implements a block that connects input and output (does nothing)*

### 11.283.1 Detailed Description

Interface of a block that just puts its input in its output.

#### Author

Carlos Aviles, 2010. carlos.avilesr(at)gmail.com

GNSS-SDR is a Global Navigation Satellite System software-defined receiver. This file is part of GNSS-SDR.

Copyright (C) 2010-2020 (see AUTHORS file for a list of contributors) SPDX-License-Identifier: GPL-3.0-or-later

## 11.284 pcps\_acquisition.h File Reference

This class implements a Parallel Code Phase Search Acquisition.

```
#include "acq_conf.h"
#include "channel_fsm.h"
#include "gnss_sdr_fft.h"
#include <armadillo>
#include <glog/logging.h>
#include <gnuradio/block.h>
#include <gnuradio/gr_complex.h>
#include <gnuradio/thread/thread.h>
#include <gnuradio/types.h>
#include <volk/volk_complex.h>
#include <volk_gnssssdr/volk_gnssssdr_alloc.h>
#include <complex>
#include <cstdint>
#include <memory>
#include <queue>
#include <string>
#include <utility>
#include <gsl/gsl-lite.hpp>
```

## Classes

- class [pcps\\_acquisition](#)

*This class implements a Parallel Code Phase Search Acquisition.*

## Typedefs

- using **pcps\_acquisition\_sptr** = gnss\_shared\_ptr< [pcps\\_acquisition](#) >

## Functions

- pcps\_acquisition\_sptr **pcps\_make\_acquisition** (const [Acq\\_Conf](#) &conf\_)

### 11.284.1 Detailed Description

This class implements a Parallel Code Phase Search Acquisition.

Acquisition strategy (Kay Borre book + CFAR threshold).

1. Compute the input signal power estimation
2. Doppler serial search loop
3. Perform the FFT-based circular convolution (parallel time search)
4. Record the maximum peak and the associated synchronization parameters
5. Compute the test statistics and compare to the threshold
6. Declare positive or negative acquisition using a message queue

Kay Borre book: K.Borre, D.M.Akos, N.Bertelsen, P.Rinder, and S.H.Jensen, "A Software-Defined GPS and Galileo Receiver. A Single-Frequency Approach", Birkhauser, 2007. pp 81-84

## Authors

- Javier Arribas, 2011. [jarribas\(at\)cttc.es](mailto:jarribas@cttc.es)
- Luis Esteve, 2012. [luis\(at\)epsilon-formacion.com](mailto:luis(at)epsilon-formacion.com)
- Marc Molina, 2013. [marc.molina.pena@gmail.com](mailto:marc.molina.pena@gmail.com)
- Cillian O'Driscoll, 2017. [cillian\(at\)ieee.org](mailto:cillian(at)ieee.org)
- Antonio Ramos, 2017. [antonio.ramos@cttc.es](mailto:antonio.ramos@cttc.es)

GNSS-SDR is a Global Navigation Satellite System software-defined receiver. This file is part of GNSS-SDR.

Copyright (C) 2010-2020 (see AUTHORS file for a list of contributors) SPDX-License-Identifier: GPL-3.0-or-later

## 11.285 pcps\_acquisition\_fine\_doppler\_cc.h File Reference

This class implements a Parallel Code Phase Search Acquisition with multi-dwells and fine Doppler estimation for GPS L1 C/A signal.

```
#include "acq_conf.h"
#include "channel_fsm.h"
#include "gnss_sdr_fft.h"
#include "gnss_synchro.h"
#include <armadillo>
#include <gnuradio/block.h>
#include <gnuradio/gr_complex.h>
#include <volk_gnssssdr/volk_gnssssdr_alloc.h>
#include <cstdint>
#include <fstream>
#include <memory>
#include <string>
#include <utility>
```

## Classes

- class [pcps\\_acquisition\\_fine\\_doppler\\_cc](#)  
*This class implements a Parallel Code Phase Search Acquisition.*

## Typedefs

- using **pcps\_acquisition\_fine\_doppler\_cc\_sptr** = gnss\_shared\_ptr< [pcps\\_acquisition\\_fine\\_doppler\\_cc](#) >

## Functions

- pcps\_acquisition\_fine\_doppler\_cc\_sptr **pcps\_make\_acquisition\_fine\_doppler\_cc** (const [Acq\\_Conf](#) &conf\_)

### 11.285.1 Detailed Description

This class implements a Parallel Code Phase Search Acquisition with multi-dwells and fine Doppler estimation for GPS L1 C/A signal.

Acquisition strategy (Kay Borre book).

1. Compute the input signal power estimation
2. Doppler serial search loop
3. Perform the FFT-based circular convolution (parallel time search)
4. Record the maximum peak and the associated synchronization parameters
5. Compute the test statistics and compare to the threshold
6. Declare positive or negative acquisition using a message port

Kay Borre book: K.Borre, D.M.Akos, N.Bertelsen, P.Rinder, and S.H.Jensen, "A Software-Defined GPS and Galileo Receiver. A Single-Frequency Approach", Birkhauser, 2007. pp 81-84

#### Authors

- Javier Arribas, 2013. jarribas(at)cttc.es

GNSS-SDR is a Global Navigation Satellite System software-defined receiver. This file is part of GNSS-SDR.

Copyright (C) 2010-2020 (see AUTHORS file for a list of contributors) SPDX-License-Identifier: GPL-3.0-or-later

### 11.286 pcps\_acquisition\_fpga.h File Reference

This class implements a Parallel Code Phase Search Acquisition for the FPGA.

```
#include "channel_fsm.h"
#include "fpga_acquisition.h"
#include <glog/logging.h>
#include <cstdint>
#include <memory>
#include <string>
```

## Classes

- struct [pcpsconf\\_fpga\\_t](#)
- class [pcps\\_acquisition\\_fpga](#)

*This class implements a Parallel Code Phase Search Acquisition that uses the FPGA.*

## Typedefs

- using **pcps\_acquisition\_fpga\_sptr** = std::shared\_ptr< [pcps\\_acquisition\\_fpga](#) >

## Functions

- pcps\_acquisition\_fpga\_sptr **pcps\_make\_acquisition\_fpga** ([pcpsconf\\_fpga\\_t](#) conf\_)

### 11.286.1 Detailed Description

This class implements a Parallel Code Phase Search Acquisition for the FPGA.

Kay Borre book: K.Borre, D.M.Akos, N.Bertelsen, P.Rinder, and S.H.Jensen, "A Software-Defined GPS and Galileo Receiver. A Single-Frequency Approach", Birkhauser, 2007. pp 81-84

#### Authors

- Marc Majoral, 2019. mmajoral(at)cttc.es
- Javier Arribas, 2019. jarribas(at)cttc.es

GNSS-SDR is a Global Navigation Satellite System software-defined receiver. This file is part of GNSS-SDR.

Copyright (C) 2010-2020 (see AUTHORS file for a list of contributors) SPDX-License-Identifier: GPL-3.0-or-later

## 11.287 pcps\_assisted\_acquisition\_cc.h File Reference

This class implements a Parallel Code Phase Search Acquisition with assistance and multi-dwells.

```
#include "channel_fsm.h"
#include "gnss_sdr_fft.h"
#include "gnss_synchro.h"
#include <gnuradio/block.h>
#include <gnuradio/gr_complex.h>
#include <fstream>
#include <memory>
#include <string>
#include <utility>
#include <vector>
```

## Classes

- class [pcps\\_assisted\\_acquisition\\_cc](#)

*This class implements a Parallel Code Phase Search Acquisition.*

## Typedefs

- using **pcps\_assisted\_acquisition\_cc\_sptr** = gnss\_shared\_ptr< [pcps\\_assisted\\_acquisition\\_cc](#) >

## Functions

- `pcps_assisted_acquisition_cc_sptr pcps_make_assisted_acquisition_cc (int32_t max_dwells, uint32_t sampled_ms, int32_t doppler_max, int32_t doppler_min, int64_t fs_in, int32_t samples_per_ms, bool dump, const std::string &dump_filename, bool enable_monitor_output)`

### 11.287.1 Detailed Description

This class implements a Parallel Code Phase Search Acquisition with assistance and multi-dwells.

Acquisition strategy (Kay Borre book + CFAR threshold).

1. Compute the input signal power estimation
2. Doppler serial search loop
3. Perform the FFT-based circular convolution (parallel time search)
4. Record the maximum peak and the associated synchronization parameters
5. Compute the test statistics and compare to the threshold
6. Declare positive or negative acquisition using a message queue

Kay Borre book: K.Borre, D.M.Akos, N.Bertelsen, P.Rinder, and S.H.Jensen, "A Software-Defined GPS and Galileo Receiver. A Single-Frequency Approach", Birkhauser, 2007. pp 81-84

#### Authors

- Javier Arribas, 2013. jarribas(at)cttc.es

GNSS-SDR is a Global Navigation Satellite System software-defined receiver. This file is part of GNSS-SDR.

Copyright (C) 2010-2020 (see AUTHORS file for a list of contributors) SPDX-License-Identifier: GPL-3.0-or-later

## 11.288 `pcps_cccwsr_acquisition_cc.h` File Reference

This class implements a Parallel Code Phase Search acquisition with Coherent [Channel](#) Combining With Sign Recovery scheme.

```
#include "channel_fsm.h"
#include "gnss_sdr_fft.h"
#include "gnss_synchro.h"
#include <gnuradio/block.h>
#include <gnuradio/gr_complex.h>
#include <fstream>
#include <memory>
#include <string>
#include <utility>
#include <vector>
```



## Classes

- class [pcps\\_cccwsr\\_acquisition\\_cc](#)

*This class implements a Parallel Code Phase Search Acquisition with Coherent [Channel](#) Combining With Sign Recovery scheme.*

## Typedefs

- using [pcps\\_cccwsr\\_acquisition\\_cc\\_sptr](#) = gnss\_shared\_ptr< [pcps\\_cccwsr\\_acquisition\\_cc](#) >

## Functions

- [pcps\\_cccwsr\\_acquisition\\_cc\\_sptr](#) [pcps\\_cccwsr\\_make\\_acquisition\\_cc](#) (uint32\_t sampled\_ms, uint32\_t max\_dwells, uint32\_t doppler\_max, int64\_t fs\_in, int32\_t samples\_per\_ms, int32\_t samples\_per\_code, bool dump, const std::string &dump\_filename, bool enable\_monitor\_output)

### 11.288.1 Detailed Description

This class implements a Parallel Code Phase Search acquisition with Coherent [Channel](#) Combining With Sign Recovery scheme.

#### Author

Marc Molina, 2013. marc.molina.pena(at)gmail.com

D.Borio, C.O'Driscoll, G.Lachapelle, "Coherent, Noncoherent and Differentially Coherent Combining Techniques for Acquisition of New Composite GNSS Signals", IEEE Transactions On Aerospace and Electronic Systems vol. 45 no. 3, July 2009, section IV

GNSS-SDR is a Global Navigation Satellite System software-defined receiver. This file is part of GNSS-SDR.

Copyright (C) 2010-2020 (see AUTHORS file for a list of contributors) SPDX-License-Identifier: GPL-3.0-or-later

## 11.289 pcps\_openc1\_acquisition\_cc.h File Reference

This class implements a Parallel Code Phase Search Acquisition using OpenCL to offload some functions to the GPU.

```
#include "channel_fsm.h"
#include "gnss_block_interface.h"
#include "gnss_sdr_fft.h"
#include "gnss_synchro.h"
#include "openc1/fft_internal.h"
#include <gnuradio/block.h>
#include <gnuradio/gr_complex.h>
#include "openc1/cl.hpp"
#include <cstdint>
#include <fstream>
#include <memory>
#include <string>
#include <vector>
```

## Classes

- class `pcps_openc1_acquisition_cc`  
*This class implements a Parallel Code Phase Search Acquisition.*

## Typedefs

- using `pcps_openc1_acquisition_cc_sptr` = `gnss_shared_ptr`< `pcps_openc1_acquisition_cc` >

## Functions

- `pcps_openc1_acquisition_cc_sptr pcps_make_openc1_acquisition_cc` (`uint32_t` sampled\_ms, `uint32_t` max\_dwells, `uint32_t` doppler\_max, `int64_t` fs\_in, `int` samples\_per\_ms, `int` samples\_per\_code, `bool` bit\_transition\_flag, `bool` dump, `const std::string` &dump\_filename, `bool` enable\_monitor\_output)

### 11.289.1 Detailed Description

This class implements a Parallel Code Phase Search Acquisition using OpenCL to offload some functions to the GPU.

Acquisition strategy (Kay Borre book + CFAR threshold).

1. Compute the input signal power estimation
2. Doppler serial search loop
3. Perform the FFT-based circular convolution (parallel time search)
4. Record the maximum peak and the associated synchronization parameters
5. Compute the test statistics and compare to the threshold
6. Declare positive or negative acquisition using a message port

Kay Borre book: K.Borre, D.M.Akos, N.Bertelsen, P.Rinder, and S.H.Jensen, "A Software-Defined GPS and Galileo Receiver. A Single-Frequency Approach", Birkhauser, 2007. pp 81-84

## Authors

- Javier Arribas, 2011. `jarribas(at)cttc.es`
- Luis Esteve, 2012. `luis(at)epsilon-formacion.com`
- Marc Molina, 2013. `marc.molina.pena@gmail.com`

GNSS-SDR is a Global Navigation Satellite System software-defined receiver. This file is part of GNSS-SDR.

Copyright (C) 2010-2020 (see AUTHORS file for a list of contributors) SPDX-License-Identifier: GPL-3.0-or-later

## 11.290 pcps\_quicksync\_acquisition\_cc.h File Reference

This class implements a Parallel Code Phase Search Acquisition with the QuickSync Algorithm.

```
#include "channel_fsm.h"
#include "gnss_sdr_fft.h"
#include "gnss_synchro.h"
#include <gnuradio/block.h>
#include <gnuradio/gr_complex.h>
#include <algorithm>
#include <cassert>
#include <fstream>
#include <functional>
#include <memory>
#include <string>
#include <utility>
#include <vector>
```

### Classes

- class [pcps\\_quicksync\\_acquisition\\_cc](#)

*This class implements a Parallel Code Phase Search Acquisition with the implementation of the Sparse QuickSync Algorithm.*

### Typedefs

- using **pcps\_quicksync\_acquisition\_cc\_sptr** = gnss\_shared\_ptr< [pcps\\_quicksync\\_acquisition\\_cc](#) >

### Functions

- pcps\_quicksync\_acquisition\_cc\_sptr **pcps\_quicksync\_make\_acquisition\_cc** (uint32\_t folding\_factor, uint32\_t sampled\_ms, uint32\_t max\_dwells, uint32\_t doppler\_max, int64\_t fs\_in, int32\_t samples\_per\_ms, int32\_t samples\_per\_code, bool bit\_transition\_flag, bool dump, const std::string &dump\_filename, bool enable\_monitor\_output)

#### 11.290.1 Detailed Description

This class implements a Parallel Code Phase Search Acquisition with the QuickSync Algorithm.

Acquisition strategy (Kay Borre book CFAR + threshold).

1. Compute the input signal power estimation
2. Doppler serial search loop
3. Perform folding of the incoming signal and local generated code
4. Perform the FFT-based circular convolution (parallel time search)
5. Record the maximum peak and the associated synchronization parameters
6. Compute the test statistics and compare to the threshold

7. Declare positive or negative acquisition using a message port
8. Obtain the adequate acquisition parameters by correlating the incoming signal shifted by the possible folded delays

Kay Borre book: K.Borre, D.M.Akos, N.Bertelsen, P.Rinder, and S.H.Jensen, "A Software-Defined GPS and Galileo Receiver. A Single-Frequency Approach", Birkha user, 2007. pp 81-84

#### Date

Jun2 2014

#### Author

Damian Miralles Sanchez, [dmiralles2009@gmail.com](mailto:dmiralles2009@gmail.com)

GNSS-SDR is a Global Navigation Satellite System software-defined receiver. This file is part of GNSS-SDR.

Copyright (C) 2010-2020 (see AUTHORS file for a list of contributors) SPDX-License-Identifier: GPL-3.0-or-later

## 11.291 pcps\_tong\_acquisition\_cc.h File Reference

This class implements a Parallel Code Phase Search Acquisition with Tong algorithm.

```
#include "channel_fsm.h"
#include "gnss_sdr_fft.h"
#include "gnss_synchro.h"
#include <gnuradio/block.h>
#include <gnuradio/gr_complex.h>
#include <fstream>
#include <memory>
#include <string>
#include <utility>
#include <vector>
```

### Classes

- class [pcps\\_tong\\_acquisition\\_cc](#)

*This class implements a Parallel Code Phase Search Acquisition with Tong algorithm.*

### Typedefs

- using **pcps\_tong\_acquisition\_cc\_sptr** = gnss\_shared\_ptr< [pcps\\_tong\\_acquisition\\_cc](#) >

### Functions

- pcps\_tong\_acquisition\_cc\_sptr **pcps\_tong\_make\_acquisition\_cc** (uint32\_t sampled\_ms, uint32\_t doppler\_max, int64\_t fs\_in, int32\_t samples\_per\_ms, int32\_t samples\_per\_code, uint32\_t tong\_init\_val, uint32\_t tong\_max\_val, uint32\_t tong\_max\_dwells, bool dump, const std::string &dump\_filename, bool enable\_monitor\_output)

### 11.291.1 Detailed Description

This class implements a Parallel Code Phase Search Acquisition with Tong algorithm.

#### Author

Marc Molina, 2013. marc.molina.pena(at)gmail.com

Acquisition strategy (Kaplan book + CFAR threshold).

1. Compute the input signal power estimation.
2. Doppler serial search loop.
3. Perform the FFT-based circular convolution (parallel time search).
4. Compute the tests statistics for all the cells.
5. Accumulate the grid of tests statistics with the previous grids.
6. Record the maximum peak and the associated synchronization parameters.
7. Compare the maximum averaged test statistics with a threshold.
8. If the test statistics exceeds the threshold, increment the Tong counter.
9. Otherwise, decrement the Tong counter.
10. If the Tong counter is equal to a given maximum value, declare positive
11. acquisition. If the Tong counter is equa to zero, declare negative
12. acquisition. Otherwise, process the next block.

Kaplan book: D.Kaplan, J.Hegarty, "Understanding GPS. Principles and Applications", Artech House, 2006, pp 223-227

GNSS-SDR is a Global Navigation Satellite System software-defined receiver. This file is part of GNSS-SDR.

Copyright (C) 2010-2020 (see AUTHORS file for a list of contributors) SPDX-License-Identifier: GPL-3.0-or-later

## 11.292 plutosdr\_signal\_source.h File Reference

Signal source for PlutoSDR.

```
#include "signal_source_base.h"
#include <gnuradio/blocks/file_sink.h>
#include <iio/pluto_source.h>
#include "concurrent_queue.h"
#include <pmt/pmt.h>
#include <cstdint>
#include <string>
```

### Classes

- class [PlutosdrSignalSource](#)

### 11.292.1 Detailed Description

Signal source for PlutoSDR.

#### Author

Rodrigo Muñoz, 2017, [rmunozl\(at\)inacap.cl](mailto:rmunozl@inacap.cl), [rodrigo.munoz\(at\)proteinlab.cl](mailto:rodrigo.munoz(at)proteinlab.cl)

GNSS-SDR is a Global Navigation Satellite System software-defined receiver. This file is part of GNSS-SDR.

Copyright (C) 2010-2020 (see AUTHORS file for a list of contributors) SPDX-License-Identifier: GPL-3.0-or-later

## 11.293 position\_test\_flags.h File Reference

Helper file for unit testing.

```
#include <gflags/gflags.h>
#include <limits>
#include <string>
```

### Functions

- **DEFINE\_string** (config\_file\_ptest, std::string(""), "File containing the configuration parameters for the position test.")
- **DEFINE\_bool** (plot\_position\_test, false, "Plots results of with gnuplot")
- **DEFINE\_bool** (static\_scenario, true, "Compute figures of merit for static user position (DRMS, CEP, etc..)")
- **DEFINE\_bool** (use\_ref\_motion\_file, false, "Enable or disable the use of a reference file containing the true receiver position, velocity and acceleration.")
- **DEFINE\_int32** (ref\_motion\_file\_type, 1, "Type of reference motion file: 1- Spirent CSV motion file")
- **DEFINE\_string** (ref\_motion\_filename, std::string("motion.csv"), "Path and filename for the reference motion file")
- **DEFINE\_string** (pvt\_solver\_dump\_filename, std::string("PVT.dat"), "Path and filename for the PVT solver binary dump file")
- **DEFINE\_double** (static\_2D\_error\_m, 2.0, "Static scenario 2D (East, North) positioning error threshold [meters]")
- **DEFINE\_double** (static\_3D\_error\_m, 5.0, "Static scenario 3D (East, North, Up) positioning error threshold [meters]")
- **DEFINE\_double** (accuracy CEP, 2.0, "Static scenario 2D (East, North) accuracy Circular Error Position (CEP) threshold [meters]")
- **DEFINE\_double** (precision SEP, 15.0, "Static scenario 3D (East, North, Up) precision Spherical Error Position (SEP) threshold [meters]")
- **DEFINE\_double** (dynamic\_3D\_position\_RMSE, 10.0, "Dynamic scenario 3D (ECEF) accuracy RMS↵E threshold [meters]")
- **DEFINE\_double** (dynamic\_3D\_velocity\_RMSE, 5.0, "Dynamic scenario 3D (ECEF) velocity accuracy RM↵SE threshold [meters/second]")
- **DEFINE\_bool** (enable\_carrier\_smoothing, false, "Activates carrier smoothing of pseudoranges")

### 11.293.1 Detailed Description

Helper file for unit testing.

#### Author

Javier Arribas, 2018. jarribas(at)cttc.es

GNSS-SDR is a Global Navigation Satellite System software-defined receiver. This file is part of GNSS-SDR.

Copyright (C) 2010-2020 (see AUTHORS file for a list of contributors) SPDX-License-Identifier: GPL-3.0-or-later

## 11.294 pulse\_blanking\_cc.h File Reference

Implements a pulse blanking algorithm.

```
#include "gnss_block_interface.h"
#include <gnuradio/block.h>
#include <volk_gnssssdr/volk_gnssssdr_alloc.h>
#include <cstdint>
```

### Classes

- class [pulse\\_blanking\\_cc](#)

### Typedefs

- using **pulse\_blanking\_cc\_sptr** = gnss\_shared\_ptr< [pulse\\_blanking\\_cc](#) >

### Functions

- pulse\_blanking\_cc\_sptr **make\_pulse\_blanking\_cc** (float pfa, int32\_t length, int32\_t n\_segments\_est, int32\_t n\_segments\_reset)

### 11.294.1 Detailed Description

Implements a pulse blanking algorithm.

#### Author

Javier Arribas (jarribas(at)cttc.es) Antonio Ramos (antonio.ramosdet(at)gmail.com)

GNSS-SDR is a Global Navigation Satellite System software-defined receiver. This file is part of GNSS-SDR.

Copyright (C) 2010-2020 (see AUTHORS file for a list of contributors) SPDX-License-Identifier: GPL-3.0-or-later

## 11.295 pulse\_blanking\_filter.h File Reference

Instantiates the GNSS-SDR pulse blanking filter.

```
#include "gnss_block_interface.h"
#include "pulse_blanking_cc.h"
#include <gnuradio/blocks/file_sink.h>
#include <gnuradio/filter/freq_xlating_fir_filter_ccf.h>
#include <string>
```

### Classes

- class [PulseBlankingFilter](#)

### 11.295.1 Detailed Description

Instantiates the GNSS-SDR pulse blanking filter.

#### Author

Javier Arribas 2017 Antonio Ramos 2017

GNSS-SDR is a Global Navigation Satellite System software-defined receiver. This file is part of GNSS-SDR.

Copyright (C) 2010-2020 (see AUTHORS file for a list of contributors) SPDX-License-Identifier: GPL-3.0-or-later

## 11.296 pvt\_conf.h File Reference

Class that contains all the configuration parameters for the PVT block.

```
#include <cstdint>
#include <map>
#include <string>
```

### Classes

- class [Pvt\\_Conf](#)

### 11.296.1 Detailed Description

Class that contains all the configuration parameters for the PVT block.

#### Author

Carles Fernandez, 2018. cfernandez(at)cttc.es

GNSS-SDR is a Global Navigation Satellite System software-defined receiver. This file is part of GNSS-SDR.

Copyright (C) 2010-2020 (see AUTHORS file for a list of contributors) SPDX-License-Identifier: GPL-3.0-or-later



## 11.297 pvt\_interface.h File Reference

This class represents an interface to a PVT block.

```
#include "galileo_almanac.h"
#include "galileo_ephemeris.h"
#include "gnss_block_interface.h"
#include "gps_almanac.h"
#include "gps_ephemeris.h"
#include <map>
```

### Classes

- class [PvtInterface](#)

*This class represents an interface to a PVT block.*

### 11.297.1 Detailed Description

This class represents an interface to a PVT block.

#### Author

Javier Arribas, 2011. jarribas(at)cttc.es

Abstract class for PVT solvers. Since all its methods are virtual, this class cannot be instantiated directly, and a subclass can only be instantiated directly if all inherited pure virtual methods have been implemented by that class or a parent class.

GNSS-SDR is a Global Navigation Satellite System software-defined receiver. This file is part of GNSS-SDR.

Copyright (C) 2010-2020 (see AUTHORS file for a list of contributors) SPDX-License-Identifier: GPL-3.0-or-later

## 11.298 pvt\_solution.h File Reference

Interface of a base class for a PVT solution.

```
#include <boost/date_time/posix_time/posix_time.hpp>
#include <array>
#include <deque>
```

### Classes

- class [Pvt\\_Solution](#)

*Base class for a PVT solution.*

### 11.298.1 Detailed Description

Interface of a base class for a PVT solution.

#### Author

Carles Fernandez-Prades, 2015. cfernandez(at)cttc.es

GNSS-SDR is a Global Navigation Satellite System software-defined receiver. This file is part of GNSS-SDR.

Copyright (C) 2010-2020 (see AUTHORS file for a list of contributors) SPDX-License-Identifier: GPL-3.0-or-later

## 11.299 raw\_array\_signal\_source.h File Reference

CTTC Experimental GNSS 8 channels array signal source.

```
#include "concurrent_queue.h"
#include "signal_source_base.h"
#include <gnuradio/blocks/file_sink.h>
#include <gnuradio/hier_block2.h>
#include <pmt/pmt.h>
#include <stdint>
#include <memory>
#include <string>
```

### Classes

- class [RawArraySignalSource](#)

*This class reads samples from an antenna array RF front-end signal sampler.*

### 11.299.1 Detailed Description

CTTC Experimental GNSS 8 channels array signal source.

#### Author

Javier Arribas, jarribas(at)cttc.es

GNSS-SDR is a Global Navigation Satellite System software-defined receiver. This file is part of GNSS-SDR.

Copyright (C) 2010-2020 (see AUTHORS file for a list of contributors) SPDX-License-Identifier: GPL-3.0-or-later

## 11.300 reed\_solomon.h File Reference

Class implementing a Reed-Solomon encoder/decoder for blocks of 255 symbols and symbols of 8 bits.

```
#include <array>
#include <stddef>
#include <stdint>
#include <string>
#include <vector>
```

## Classes

- class [ReedSolomon](#)

*Class implementing a Reed-Solomon encoder and decoder  $RS(255,K,d)$  where  $k=255-nroots$  is the information vector length and  $d=nroots+1$  is the minimum Hamming distance, with symbols of 8 bits. It allows shortened RS codes.*

### 11.300.1 Detailed Description

Class implementing a Reed-Solomon encoder/decoder for blocks of 255 symbols and symbols of 8 bits.

#### Author

Carles Fernandez, 2021. cfernandez(at)cttc.es

GNSS-SDR is a Global Navigation Satellite System software-defined receiver. This file is part of GNSS-SDR.

Copyright (C) 2010-2021 (see AUTHORS file for a list of contributors) SPDX-License-Identifier: GPL-3.0-or-later

## 11.301 rinex\_printer.h File Reference

Interface of a RINEX 2.11 / 3.01 printer See <ftp://igs.org/pub/data/format/rinex301.pdf>.

```
#include <boost/date_time/posix_time/posix_time.hpp>
#include <cstdint>
#include <cstdlib>
#include <fstream>
#include <iomanip>
#include <map>
#include <sstream>
#include <string>
#include <vector>
```

## Classes

- class [Rinex\\_Printer](#)

*Class that handles the generation of Receiver INdependent EXchange format (RINEX) files.*

## Functions

- `std::string asString` (long double x, `std::string::size_type` precision)
- `int64_t asInt` (const `std::string` &s)

### 11.301.1 Detailed Description

Interface of a RINEX 2.11 / 3.01 printer See <ftp://igs.org/pub/data/format/rinex301.pdf>.

Receiver Independent EXchange Format (RINEX): The first proposal for the Receiver Independent Exchange Format RINEX was developed by the Astronomical Institute of the University of Berne for the easy exchange of the GPS data to be collected during the large European GPS campaign EUREF 89, which involved more than 60 GPS receivers of 4 different manufacturers. The governing aspect during the development was the fact that most geodetic processing software for GPS data use a well-defined set of observables: 1) The carrier-phase measurement at one or both carriers (actually being a measurement on the beat frequency between the received carrier of the satellite signal and a receiver-generated reference frequency). 2) The pseudorange (code) measurement, equivalent to the difference of the time of reception (expressed in the time frame of the receiver) and the time of transmission (expressed in the time frame of the satellite) of a distinct satellite signal. 3) The observation time being the reading of the receiver clock at the instant of validity of the carrier-phase and/or the code measurements. Note: A collection of the formats currently used by the IGS can be found here: <https://kb.igs.org/hc/en-us/articles/201096516-IGS-Formats>

#### Author

Carles Fernandez Prades, 2011. cfernandez(at)cttc.es

GNSS-SDR is a Global Navigation Satellite System software-defined receiver. This file is part of GNSS-SDR.

Copyright (C) 2010-2020 (see AUTHORS file for a list of contributors) SPDX-License-Identifier: GPL-3.0-or-later

### 11.302 rtcm.h File Reference

Interface for the RTCM 3.2 Standard.

```
#include "concurrent_queue.h"
#include "galileo_ephemeris.h"
#include "glonass_gnav_ephemeris.h"
#include "glonass_gnav_utc_model.h"
#include "gnss_synchro.h"
#include "gps_cnav_ephemeris.h"
#include "gps_ephemeris.h"
#include <boost/asio.hpp>
#include <boost/date_time/posix_time/posix_time.hpp>
#include <glog/logging.h>
#include <algorithm>
#include <array>
#include <bitset>
#include <cstdint>
#include <cstring>
#include <deque>
#include <list>
#include <map>
#include <memory>
#include <set>
#include <string>
#include <thread>
#include <utility>
#include <vector>
```

## Classes

- class [Rtcn](#)

*This class implements the generation and reading of some Message Types defined in the RTCM 3.2 Standard, plus some utilities to handle messages.*

## Typedefs

- using **b\_io\_context** = boost::asio::io\_service

### 11.302.1 Detailed Description

Interface for the RTCM 3.2 Standard.

#### Author

Carles Fernandez-Prades, 2015. cfernandez(at)cttc.es

GNSS-SDR is a Global Navigation Satellite System software-defined receiver. This file is part of GNSS-SDR.

Copyright (C) 2010-2020 (see AUTHORS file for a list of contributors) SPDX-License-Identifier: GPL-3.0-or-later

## 11.303 rtcn\_printer.h File Reference

Interface of a RTCM 3.2 printer for GNSS-SDR This class provides a implementation of a subset of the RTCM Standard 10403.2 for Differential GNSS Services.

```
#include <cstdint>
#include <fstream>
#include <map>
#include <memory>
#include <string>
```

## Classes

- class [Rtcn\\_Printer](#)

*This class provides a implementation of a subset of the RTCM Standard 10403.2 messages.*

### 11.303.1 Detailed Description

Interface of a RTCM 3.2 printer for GNSS-SDR This class provides a implementation of a subset of the RTCM Standard 10403.2 for Differential GNSS Services.

#### Author

Carles Fernandez-Prades, 2014. cfernandez(at)cttc.es

GNSS-SDR is a Global Navigation Satellite System software-defined receiver. This file is part of GNSS-SDR.

Copyright (C) 2010-2020 (see AUTHORS file for a list of contributors) SPDX-License-Identifier: GPL-3.0-or-later

## 11.304 rtklib.h File Reference

main header file for the rtklib library

```
#include "MATH_CONSTANTS.h"
#include "gnss_frequencies.h"
#include "gnss_obs_codes.h"
#include <cctype>
#include <cmath>
#include <cstdarg>
#include <cstdint>
#include <cstdlib>
#include <netinet/in.h>
#include <pthread.h>
#include <string>
```

### Classes

- struct [gtime\\_t](#)
- struct [obsd\\_t](#)
- struct [obs\\_t](#)
- struct [erpd\\_t](#)
- struct [erp\\_t](#)
- struct [pcv\\_t](#)
- struct [pcvs\\_t](#)
- struct [alm\\_t](#)
- struct [eph\\_t](#)
- struct [geph\\_t](#)
- struct [peph\\_t](#)
- struct [pclk\\_t](#)
- struct [seph\\_t](#)
- struct [tled\\_t](#)
- struct [tle\\_t](#)
- struct [tec\\_t](#)
- struct [fcbd\\_t](#)
- struct [sbsmsg\\_t](#)
- struct [sbs\\_t](#)
- struct [sbsfcrr\\_t](#)
- struct [sbsslcorr\\_t](#)
- struct [sbssatp\\_t](#)
- struct [sbssat\\_t](#)
- struct [sbsigp\\_t](#)
- struct [sbsigpband\\_t](#)
- struct [sbsion\\_t](#)
- struct [dgps\\_t](#)
- struct [ssr\\_t](#)
- struct [lexmsg\\_t](#)
- struct [lex\\_t](#)
- struct [lexeph\\_t](#)
- struct [lexion\\_t](#)
- struct [stec\\_t](#)
- struct [trop\\_t](#)
- struct [pppcorr\\_t](#)

- struct [nav\\_t](#)
- struct [sta\\_t](#)
- struct [sol\\_t](#)
- struct [solbuf\\_t](#)
- struct [solstat\\_t](#)
- struct [solstatbuf\\_t](#)
- struct [rtcm\\_t](#)
- struct [url\\_t](#)
- struct [opt\\_t](#)
- struct [exterr\\_t](#)
- struct [snrmask\\_t](#)
- struct [prcopt\\_t](#)
- struct [slopt\\_t](#)
- struct [ssat\\_t](#)
- struct [ambc\\_t](#)
- struct [rtk\\_t](#)
- struct [half\\_cyc\\_tag](#)
- struct [stream\\_t](#)
- struct [serial\\_t](#)
- struct [file\\_t](#)
- struct [tcp\\_t](#)
- struct [tcpsvr\\_t](#)
- struct [tcpcli\\_t](#)
- struct [ntrip\\_t](#)
- struct [ftp\\_t](#)
- struct [raw\\_t](#)
- struct [rtksvr\\_t](#)
- struct [msm\\_h\\_t](#)

## Macros

- #define **dev\_t** int
- #define **socket\_t** int
- #define **closesocket** close
- #define **lock\_t** pthread\_mutex\_t
- #define **initlock**(f) pthread\_mutex\_init(f, NULL)
- #define **rtk\_lock**(f) pthread\_mutex\_lock(f)
- #define **rtk\_unlock**(f) pthread\_mutex\_unlock(f)
- #define **VER\_RTKLIB** "2.4.2"
- #define **NTRIP\_AGENT** "RTKLIB/" VER\_RTKLIB
- #define **NTRIP\_CLI\_PORT** 2101 /\* default ntrip-client connection port \*/
- #define **NTRIP\_SVR\_PORT** 80 /\* default ntrip-server connection port \*/
- #define **NTRIP\_MAXRSP** 32768 /\* max size of ntrip response \*/
- #define **NTRIP\_MAXSTR** 256 /\* max length of mountpoint string \*/
- #define **NTRIP\_RSP\_OK\_CLI** "ICY 200 OK\r\n" /\* ntrip response: client \*/
- #define **NTRIP\_RSP\_OK\_SVR** "OK\r\n" /\* ntrip response: server \*/
- #define **NTRIP\_RSP\_SRCTBL** "SOURCETABLE 200 OK\r\n" /\* ntrip response: source table \*/
- #define **NTRIP\_RSP\_TBLEND** "ENDSOURCETABLE"
- #define **NTRIP\_RSP\_HTTP** "HTTP/" /\* ntrip response: http \*/
- #define **NTRIP\_RSP\_ERROR** "ERROR" /\* ntrip response: error \*/
- #define **FTP\_CMD** "wget" /\* ftp/http command \*/
- #define **ENAGLO**
- #define **ENABDS**
- #define **STR\_MODE\_R** 0x1 /\* stream mode: read \*/

- `#define STR_MODE_W 0x2 /* stream mode: write */`
- `#define STR_MODE_RW 0x3 /* stream mode: read/write */`
- `#define STR_NONE 0 /* stream type: none */`
- `#define STR_SERIAL 1 /* stream type: serial */`
- `#define STR_FILE 2 /* stream type: file */`
- `#define STR_TCPSVR 3 /* stream type: TCP server */`
- `#define STR_TCPCLI 4 /* stream type: TCP client */`
- `#define STR_UDP 5 /* stream type: UDP stream */`
- `#define STR_NTRIPSVR 6 /* stream type: NTRIP server */`
- `#define STR_NTRIPCLI 7 /* stream type: NTRIP client */`
- `#define STR_FTP 8 /* stream type: ftp */`
- `#define STR_HTTP 9 /* stream type: http */`
- `#define NP_PPP(opt) ((opt)->dynamics ? 9 : 3) /* number of pos solution */`
- `#define IC_PPP(s, opt) (NP_PPP(opt) + (s)) /* state index of clocks (s=0:gps,1:glo) */`
- `#define IT_PPP(opt) (IC_PPP(0, opt) + NSYS) /* state index of tropos */`
- `#define NR_PPP(opt) (IT_PPP(opt) + ((opt)->tropopt < TROPOPT_EST ? 0 : ((opt)->tropopt == TROPOPT_EST ? 1 : 3))) /* number of solutions */`
- `#define IB_PPP(s, opt) (NR_PPP(opt) + (s)-1) /* state index of phase bias */`
- `#define NX_PPP(opt) (IB_PPP(MAXSAT, opt) + 1) /* number of estimated states */`
- `#define NF_RTK(opt) ((opt)->ionoopt == IONOOPT_IFLC ? 1 : (opt)->nf)`
- `#define NP_RTK(opt) ((opt)->dynamics == 0 ? 3 : 9)`
- `#define NI_RTK(opt) ((opt)->ionoopt != IONOOPT_EST ? 0 : MAXSAT)`
- `#define NT_RTK(opt) ((opt)->tropopt < TROPOPT_EST ? 0 : ((opt)->tropopt < TROPOPT_ESTG ? 2 : 6))`
- `#define NL_RTK(opt) ((opt)->glomodear != 2 ? 0 : NFREQGLO)`
- `#define NB_RTK(opt) ((opt)->mode <= PMODE_DGPS ? 0 : MAXSAT * NF_RTK(opt))`
- `#define NR_RTK(opt) (NP_RTK(opt) + NI_RTK(opt) + NT_RTK(opt) + NL_RTK(opt))`
- `#define NX_RTK(opt) (NR_RTK(opt) + NB_RTK(opt))`

## Typedefs

- using `fatalfunc_t` = `void(const char *)`  
*fatal callback function type*
- typedef struct `half_cyc_tag` `half_cyc_t`

## Variables

- const int `TINTACT` = 200  
*period for stream active (ms)*
- const int `SERIBUFFSIZE` = 4096  
*serial buffer size (bytes)*
- const int `TIMETAGH_LEN` = 64  
*time tag file header length*
- const int `MAXCLI` = 32  
*max client connection for tcp svr*
- const int `MAXSTATMSG` = 32  
*max length of status message*
- const int `FTP_TIMEOUT` = 30  
*ftp/http timeout (s)*
- const int `MAXRAWLEN` = 4096  
*max length of receiver raw message*
- const int `MAXSOLBUF` = 256



- max number of solution buffer*
- const int **MAXSBSMSG** = 32
- max number of SBAS msg in RTK server*
- const int **MAXOBSBUF** = 128
- max number of observation data buffer*
- const int **FILEPATHSEP** = '/'
- const double **RE\_WGS84** = 6378137.0
- earth semimajor axis (WGS84) (m)*
- const double **FE\_WGS84** = (1.0 / 298.257223563)
- earth flattening (WGS84)*
- const double **HION** = 350000.0
- ionosphere height (m)*
- const double **PRN\_HWBIAS** = 1e-6
- process noise of h/w bias (m/MHz/sqrt(s))*
- const double **INT\_SWAP\_STAT** = 86400.0
- swap interval of solution status file (s)*
- const double **INT\_SWAP\_TRAC** = 86400.0
- swap interval of trace file (s)*
- const unsigned int **POLYCRC32** = 0xEDB88320u
- CRC32 polynomial.*
- const unsigned int **POLYCRC24Q** = 0x1864CFBu
- CRC24Q polynomial.*
- const int **PMODE\_SINGLE** = 0
- positioning mode: single*
- const int **PMODE\_DGPS** = 1
- positioning mode: DGPS/DGNSS*
- const int **PMODE\_KINEMA** = 2
- positioning mode: kinematic*
- const int **PMODE\_STATIC** = 3
- positioning mode: static*
- const int **PMODE\_MOVEB** = 4
- positioning mode: moving-base*
- const int **PMODE\_FIXED** = 5
- positioning mode: fixed*
- const int **PMODE\_PPP\_KINEMA** = 6
- positioning mode: PPP-kinematic*
- const int **PMODE\_PPP\_STATIC** = 7
- positioning mode: PPP-static*
- const int **PMODE\_PPP\_FIXED** = 8
- positioning mode: PPP-fixed*
- const int **SOLF\_LLH** = 0
- solution format: lat/lon/height*
- const int **SOLF\_XYZ** = 1
- solution format: x/y/z-ecef*
- const int **SOLF\_ENU** = 2
- solution format: e/n/u-baseline*
- const int **SOLF\_NMEA** = 3
- solution format: NMEA-183*
- const int **SOLF\_STAT** = 4
- solution format: solution status*
- const int **SOLF\_GSIF** = 5

- solution format: GSI F1/F2*
- const int SOLQ\_NONE = 0
  - solution status: no solution*
- const int SOLQ\_FIX = 1
  - solution status: fix*
- const int SOLQ\_FLOAT = 2
  - solution status: float*
- const int SOLQ\_SBAS = 3
  - solution status: SBAS*
- const int SOLQ\_DGPS = 4
  - solution status: DGPS/DGNSS*
- const int SOLQ\_SINGLE = 5
  - solution status: single*
- const int SOLQ\_PPP = 6
  - solution status: PPP*
- const int SOLQ\_DR = 7
  - solution status: dead reckoning*
- const int MAXSOLQ = 7
  - max number of solution status*
- const int TIMES\_GPST = 0
  - time system: gps time*
- const int TIMES\_UTC = 1
  - time system: utc*
- const int TIMES\_JST = 2
  - time system: jst*
- const double ERR\_SAAS = 0.3
  - saastamoinen model error std (m)*
- const double ERR\_BRDCI = 0.5
  - broadcast iono model error factor*
- const double ERR\_CBIAS = 0.3
  - code bias error std (m)*
- const double REL\_HUMI = 0.7
  - relative humidity for saastamoinen model*
- const double GAP\_RESION = 120
  - default gap to reset ionos parameters (ep)*
- const int MAXFREQ = 7
  - max NFREQ*
- const int MAXLEAPS = 64
  - max number of leap seconds table*
- const double DTTOL = 0.005
  - tolerance of time difference (s)*
- const int NFREQ = 3
  - number of carrier frequencies*
- const int NFREQGLO = 2
  - number of carrier frequencies of GLONASS*
- const int NEXOBS = 0
  - number of extended obs codes*
- const int MAXANT = 64
  - max length of station name/antenna type*
- const int MINPRNGPS = 1
  - min satellite PRN number of GPS*

- const int **MAXPRNGPS** = 32  
*max satellite PRN number of GPS*
- const int **NSATGPS** = (**MAXPRNGPS** - **MINPRNGPS** + 1)  
*number of GPS satellites*
- const int **NSYSGPS** = 1
- const int **SYS\_NONE** = 0x00  
*navigation system: none*
- const int **SYS\_GPS** = 0x01  
*navigation system: GPS*
- const int **SYS\_SBS** = 0x02  
*navigation system: SBAS*
- const int **SYS\_GLO** = 0x04  
*navigation system: GLONASS*
- const int **SYS\_GAL** = 0x08  
*navigation system: Galileo*
- const int **SYS\_QZS** = 0x10  
*navigation system: QZSS*
- const int **SYS\_BDS** = 0x20  
*navigation system: BeiDou*
- const int **SYS\_IRN** = 0x40  
*navigation system: IRNS*
- const int **SYS\_LEO** = 0x80  
*navigation system: LEO*
- const int **SYS\_ALL** = 0xFF  
*navigation system: all*
- const int **MINPRNGLO** = 1  
*min satellite slot number of GLONASS*
- const int **MAXPRNGLO** = 27  
*max satellite slot number of GLONASS*
- const int **NSATGLO** = (**MAXPRNGLO** - **MINPRNGLO** + 1)  
*number of GLONASS satellites*
- const int **NSYSGLO** = 1
- const int **MINPRNGAL** = 1  
*min satellite PRN number of Galileo*
- const int **MAXPRNGAL** = 36  
*max satellite PRN number of Galileo*
- const int **NSATGAL** = (**MAXPRNGAL** - **MINPRNGAL** + 1)  
*number of Galileo satellites*
- const int **NSYSGAL** = 1
- const int **MAXPRNQZS** = 199  
*max satellite PRN number of QZSS*
- const int **MINPRNQZS** = 193  
*min satellite PRN number of QZSS*
- const int **MINPRNQZS\_S** = 0
- const int **NSATQZS** = 0
- const int **NSYSQZS** = 0
- const int **MINPRNBDS** = 1  
*min satellite sat number of BeiDou*
- const int **MAXPRNBDS** = 37  
*max satellite sat number of BeiDou*
- const int **NSATBDS** = (**MAXPRNBDS** - **MINPRNBDS** + 1)

- number of BeiDou satellites*
- const int **NSYSBDS** = 1
- const int **MINPRNIRN** = 1
- min satellite sat number of IRNSS*
- const int **MAXPRNIRN** = 7
- max satellite sat number of IRNSS*
- const int **NSATIRN** = 0
- const int **NSYSIRN** = 0
- const int **MINPRNLEO** = 1
- min satellite sat number of LEO*
- const int **MAXPRNLEO** = 10
- max satellite sat number of LEO \*/*
- const int **NSATLEO** = 0
- const int **NSYSLEO** = 0
- const int **NSYS** = (NSYSGPS + NSYSGLO + NSYSGAL + NSYSQZS + NSYSBDS + NSYSIRN + NSYSLEO)
- number of systems*
- const int **MINPRNSBS** = 120
- min satellite PRN number of SBAS*
- const int **MAXPRNSBS** = 142
- max satellite PRN number of SBAS*
- const int **NSATSBS** = (**MAXPRNSBS** - **MINPRNSBS** + 1)
- number of SBAS satellites*
- const int **MAXSAT** = (**NSATGPS** + **NSATGLO** + **NSATGAL** + **NSATQZS** + **NSATBDS** + **NSATIRN** + **NSATSBS** + **NSATLEO**)
- const int **MAXSTA** = 255
- const int **MAXOBS** = 64
- max number of obs in an epoch*
- const int **MAXRCV** = 64
- max receiver number (1 to MAXRCV)*
- const int **MAXOBSTYPE** = 64
- max number of obs type in RINEX*
- const double **MAXDTOE** = 7200.0
- max time difference to GPS Toe (s)*
- const double **MAXDTOE\_QZS** = 7200.0
- max time difference to QZSS Toe (s)*
- const double **MAXDTOE\_GAL** = 10800.0
- max time difference to Galileo Toe (s)*
- const double **MAXDTOE\_BDS** = 21600.0
- max time difference to BeiDou Toe (s)*
- const double **MAXDTOE\_GLO** = 1800.0
- max time difference to GLONASS Toe (s)*
- const double **MAXDTOE\_SBS** = 360.0
- max time difference to SBAS Toe (s)*
- const double **MAXDTOE\_S** = 86400.0
- max time difference to ephemeris toe (s) for other*
- const double **MAXGDOP** = 300.0
- max GDOP*
- const int **MAXSBSURA** = 8
- max URA of SBAS satellite*
- const int **MAXBAND** = 10
- max SBAS band of IGP*

- const int [MAXNIGP](#) = 201  
*max number of IGP in SBAS band*
- const int [MAXNGEO](#) = 4  
*max number of GEO satellites*
- const int [MAXSOLMSG](#) = 8191  
*max length of solution message*
- const int [MAXERRMSG](#) = 4096  
*max length of error/warning message*
- const int [IONOOPT\\_OFF](#) = 0  
*ionosphere option: correction off*
- const int [IONOOPT\\_BRDC](#) = 1  
*ionosphere option: broadcast model*
- const int [IONOOPT\\_SBAS](#) = 2  
*ionosphere option: SBAS model*
- const int [IONOOPT\\_IFLC](#) = 3  
*ionosphere option: L1/L2 or L1/L5 iono-free LC*
- const int [IONOOPT\\_EST](#) = 4  
*ionosphere option: estimation*
- const int [IONOOPT\\_TEC](#) = 5  
*ionosphere option: IONEX TEC model*
- const int [IONOOPT\\_QZS](#) = 6  
*ionosphere option: QZSS broadcast model*
- const int [IONOOPT\\_LEX](#) = 7  
*ionosphere option: QZSS LEX ionosphere*
- const int [IONOOPT\\_STEC](#) = 8  
*ionosphere option: SLANT TEC model*
- const int [TROPOPT\\_OFF](#) = 0  
*troposphere option: correction off*
- const int [TROPOPT\\_SAAS](#) = 1  
*troposphere option: Saastamoinen model*
- const int [TROPOPT\\_SBAS](#) = 2  
*troposphere option: SBAS model*
- const int [TROPOPT\\_EST](#) = 3  
*troposphere option: ZTD estimation*
- const int [TROPOPT\\_ESTG](#) = 4  
*troposphere option: ZTD+grad estimation*
- const int [TROPOPT\\_COR](#) = 5  
*troposphere option: ZTD correction*
- const int [TROPOPT\\_CORG](#) = 6  
*troposphere option: ZTD+grad correction*
- const int [EPHOPT\\_BRDC](#) = 0  
*ephemeris option: broadcast ephemeris*
- const int [EPHOPT\\_PREC](#) = 1  
*ephemeris option: precise ephemeris*
- const int [EPHOPT\\_SBAS](#) = 2  
*ephemeris option: broadcast + SBAS*
- const int [EPHOPT\\_SSRAPC](#) = 3  
*ephemeris option: broadcast + SSR\_APC*
- const int [EPHOPT\\_SSRCOM](#) = 4  
*ephemeris option: broadcast + SSR\_COM*
- const int [EPHOPT\\_LEX](#) = 5

- ephemeris option: QZSS LEX ephemeris*
- const double **EFACT\_GPS** = 1.0  
*error factor: GPS*
- const double **EFACT\_GLO** = 1.5  
*error factor: GLONASS*
- const double **EFACT\_GAL** = 1.0  
*error factor: Galileo*
- const double **EFACT\_QZS** = 1.0  
*error factor: QZSS*
- const double **EFACT\_BDS** = 1.0  
*error factor: BeiDou*
- const double **EFACT\_IRN** = 1.5  
*error factor: IRNSS*
- const double **EFACT\_SBS** = 3.0  
*error factor: SBAS*
- const int **MAXEXFILE** = 1024  
*max number of expanded files*
- const double **MAXSBSAGEF** = 30.0  
*max age of SBAS fast correction (s)*
- const double **MAXSBSAGEL** = 1800.0  
*max age of SBAS long term corr (s)*
- const int **ARMODE\_OFF** = 0  
*AR mode: off.*
- const int **ARMODE\_CONT** = 1  
*AR mode: continuous.*
- const int **ARMODE\_INST** = 2  
*AR mode: instantaneous.*
- const int **ARMODE\_FIXHOLD** = 3  
*AR mode: fix and hold.*
- const int **ARMODE\_PPPAR** = 4  
*AR mode: PPP-AR.*
- const int **ARMODE\_PPPAR\_ILS** = 5  
*AR mode: AR mode: PPP-AR ILS.*
- const int **ARMODE\_WLNL** = 6
- const int **ARMODE\_TCAR** = 7
- const int **POSOPT\_RINEX** = 3  
*pos option: rinex header pos*
- const int **MAXSTRPATH** = 1024  
*max length of stream path*
- const int **MAXSTRMSG** = 1024  
*max length of stream message*
- const double **CHISQR** [100]
- const double **LAM\_CARR** [**MAXFREQ**]
- const int **STRFMT\_RTCM2** = 0
- const int **STRFMT\_RTCM3** = 1
- const int **STRFMT\_SP3** = 16
- const int **STRFMT\_RNXCLK** = 17
- const int **STRFMT\_SBAS** = 18
- const int **STRFMT\_NMEA** = 19
- const int **MAXSTRRTK** = 8

### 11.304.1 Detailed Description

main header file for the rtklib library

#### Authors

- 2007-2013, T. Takasu
- 2017, Javier Arribas
- 2017, Carles Fernandez

This is a derived work from RTKLIB <http://www.rtklib.com/> The original source code at <https://github.com/tomojitakasu/RTKLIB> is released under the BSD 2-clause license with an additional exclusive clause that does not apply here. This additional clause is reproduced below:

" The software package includes some companion executive binaries or shared libraries necessary to execute APs on Windows. These licenses succeed to the original ones of these software. "

Neither the executive binaries nor the shared libraries are required by, used or included in GNSS-SDR.

Copyright (C) 2007-2013, T. Takasu Copyright (C) 2017, Javier Arribas Copyright (C) 2017, Carles Fernandez All rights reserved.

SPDX-License-Identifier: BSD-2-Clause

## 11.305 rtklib\_conversions.h File Reference

GNSS-SDR to RTKLIB data structures conversion functions.

```
#include "rtklib.h"
```

#### Functions

- **eph\_t eph\_to\_rtklib** (const [Galileo\\_Ephemeris](#) &gal\_eph)
- **eph\_t eph\_to\_rtklib** (const [Gps\\_Ephemeris](#) &gps\_eph, bool pre\_2009\_file)
- **eph\_t eph\_to\_rtklib** (const [Gps\\_CNAV\\_Ephemeris](#) &gps\_cnav\_eph)
- **eph\_t eph\_to\_rtklib** (const [Beidou\\_Dnav\\_Ephemeris](#) &bei\_eph)
- **alm\_t alm\_to\_rtklib** (const [Gps\\_Almanac](#) &gps\_alm)
- **alm\_t alm\_to\_rtklib** (const [Galileo\\_Almanac](#) &gal\_alm)
- **geph\_t eph\_to\_rtklib** (const [Glonass\\_Gnav\\_Ephemeris](#) &glonass\_gnav\_eph, const [Glonass\\_Gnav\\_Utc\\_Model](#) &gnav\_clock\_model)

*Transforms a [Glonass\\_Gnav\\_Ephemeris](#) to its RTKLIB counterpart.*

- **obsd\_t insert\_obs\_to\_rtklib** ([obsd\\_t](#) &rtklib\_obs, const [Gnss\\_Synchro](#) &gnss\_synchro, int week, int band, bool pre\_2009\_file=false)

### 11.305.1 Detailed Description

GNSS-SDR to RTKLIB data structures conversion functions.

Author

2017, Javier Arribas

GNSS-SDR is a Global Navigation Satellite System software-defined receiver. This file is part of GNSS-SDR.

Copyright (C) 2010-2020 (see AUTHORS file for a list of contributors) SPDX-License-Identifier: GPL-3.0-or-later

## 11.306 rtklib\_ephemeris.h File Reference

satellite ephemeris and clock functions

```
#include "rtklib.h"
```

### Functions

- double **var\_uraeph** (int ura)
- double **var\_urassr** (int ura)
- void **alm2pos** (gtime\_t time, const alm\_t \*alm, double \*rs, double \*dts)
- double **eph2clk** (gtime\_t time, const eph\_t \*eph)
- void **eph2pos** (gtime\_t time, const eph\_t \*eph, double \*rs, double \*dts, double \*var)
- void **deq** (const double \*x, double \*xdot, const double \*acc)
- void **glorbit** (double t, double \*x, const double \*acc)
- double **geph2clk** (gtime\_t time, const geph\_t \*geph)
- void **geph2pos** (gtime\_t time, const geph\_t \*geph, double \*rs, double \*dts, double \*var)
- double **seph2clk** (gtime\_t time, const seph\_t \*seph)
- void **seph2pos** (gtime\_t time, const seph\_t \*seph, double \*rs, double \*dts, double \*var)
- eph\_t \* **seleph** (gtime\_t time, int sat, int iode, const nav\_t \*nav)
- geph\_t \* **selgeph** (gtime\_t time, int sat, int iode, const nav\_t \*nav)
- seph\_t \* **selseph** (gtime\_t time, int sat, const nav\_t \*nav)
- int **ephclk** (gtime\_t time, gtime\_t teph, int sat, const nav\_t \*nav, double \*dts)
- int **ephpos** (gtime\_t time, gtime\_t teph, int sat, const nav\_t \*nav, int iode, double \*rs, double \*dts, double \*var, int \*svh)
- int **satpos\_sbass** (gtime\_t time, gtime\_t teph, int sat, const nav\_t \*nav, double \*rs, double \*dts, double \*var, int \*svh)
- int **satpos\_ssrr** (gtime\_t time, gtime\_t teph, int sat, const nav\_t \*nav, int opt, double \*rs, double \*dts, double \*var, int \*svh)
- int **satpos** (gtime\_t time, gtime\_t teph, int sat, int ephopt, const nav\_t \*nav, double \*rs, double \*dts, double \*var, int \*svh)
- void **satposs** (gtime\_t teph, const obsd\_t \*obs, int n, const nav\_t \*nav, int ephopt, double \*rs, double \*dts, double \*var, int \*svh)



### 11.306.1 Detailed Description

satellite ephemeris and clock functions

#### Authors

- 2007-2013, T. Takasu
- 2017, Javier Arribas
- 2017, Carles Fernandez

This is a derived work from RTKLIB <http://www.rtklib.com/> The original source code at <https://github.com/tomojitakasu/RTKLIB> is released under the BSD 2-clause license with an additional exclusive clause that does not apply here. This additional clause is reproduced below:

" The software package includes some companion executive binaries or shared libraries necessary to execute APs on Windows. These licenses succeed to the original ones of these software. "

Neither the executive binaries nor the shared libraries are required by, used or included in GNSS-SDR.

Copyright (C) 2007-2013, T. Takasu Copyright (C) 2017, Javier Arribas Copyright (C) 2017, Carles Fernandez All rights reserved.

SPDX-License-Identifier: BSD-2-Clause

## 11.307 rtklib\_ionex.h File Reference

ionex functions

```
#include "rtklib.h"
```

### Functions

- int **getindex** (double value, const double \*range)
- int **nitem** (const double \*range)
- int **dataindex** (int i, int j, int k, const int \*ndata)
- [tec\\_t](#) \* **addtec** (const double \*lats, const double \*lons, const double \*hgts, double rb, [nav\\_t](#) \*nav)
- void **readionexdcb** (FILE \*fp, double \*dcb, double \*rms)
- double **readionexh** (FILE \*fp, double \*lats, double \*lons, double \*hgts, double \*rb, double \*nexp, double \*dcb, double \*rms)
- int **readionexb** (FILE \*fp, const double \*lats, const double \*lons, const double \*hgts, double rb, double nexp, [nav\\_t](#) \*nav)
- void **combtec** ([nav\\_t](#) \*nav)
- void **readtec** (const char \*file, [nav\\_t](#) \*nav, int opt)
- int **interptec** (const [tec\\_t](#) \*tec, int k, const double \*posp, double \*value, double \*rms)
- int **iondelay** ([gtime\\_t](#) time, const [tec\\_t](#) \*tec, const double \*pos, const double \*azel, int opt, double \*delay, double \*var)
- int **iontec** ([gtime\\_t](#) time, const [nav\\_t](#) \*nav, const double \*pos, const double \*azel, int opt, double \*delay, double \*var)

## Variables

- const double **VAR\_NOTEC** = 30.0 \* 30.0
- const double **MIN\_EL** = 0.0
- const double **MIN\_HGT** = -1000.0

### 11.307.1 Detailed Description

ionex functions

#### Authors

- 2007-2013, T. Takasu
- 2017, Javier Arribas
- 2017, Carles Fernandez

This is a derived work from RTKLIB <http://www.rtklib.com/> The original source code at <https://github.com/tomojitakasu/RTKLIB> is released under the BSD 2-clause license with an additional exclusive clause that does not apply here. This additional clause is reproduced below:

" The software package includes some companion executive binaries or shared libraries necessary to execute APs on Windows. These licenses succeed to the original ones of these software. "

Neither the executive binaries nor the shared libraries are required by, used or included in GNSS-SDR.

Copyright (C) 2007-2013, T. Takasu Copyright (C) 2017, Javier Arribas Copyright (C) 2017, Carles Fernandez All rights reserved.

SPDX-License-Identifier: BSD-2-Clause

References: [1] S.Schear, W.Gurtner and J.Feltens, IONEX: The IONosphere Map EXchange Format Version 1, February 25, 1998 [2] S.Schaer, R.Markus, B.Gerhard and A.S.Timon, Daily Global Ionosphere Maps based on GPS Carrier Phase Data Routinely produced by CODE Analysis Center, Proceeding of the IGS Analysis Center Workshop, 1996

## 11.308 rtklib\_lambda.h File Reference

Integer ambiguity resolution.

```
#include "rtklib.h"
```

## Macros

- #define **SGN\_LAMBDA**(x) ((x) <= 0.0 ? -1.0 : 1.0)
- #define **ROUND\_LAMBDA**(x) (floor((x) + 0.5))
- #define **SWAP\_LAMBDA**(x, y)

## Functions

- int **LD** (int n, const double \*Q, double \*L, double \*D)
- void **gauss** (int n, double \*L, double \*Z, int i, int j)
- void **perm** (int n, double \*L, double \*D, int j, double del, double \*Z)
- void **reduction** (int n, double \*L, double \*D, double \*Z)
- int **search** (int n, int m, const double \*L, const double \*D, const double \*zs, double \*zn, double \*s)
- int **lambda** (int n, int m, const double \*a, const double \*Q, double \*F, double \*s)
- int **lambda\_reduction** (int n, const double \*Q, double \*Z)
- int **lambda\_search** (int n, int m, const double \*a, const double \*Q, double \*F, double \*s)

## Variables

- const int **LOOPMAX** = 10000

### 11.308.1 Detailed Description

Integer ambiguity resolution.

#### Authors

- 2007-2008, T. Takasu
- 2017, Javier Arribas
- 2017, Carles Fernandez

This is a derived work from RTKLIB <http://www.rtklib.com/> The original source code at <https://github.com/tomojitakasu/RTKLIB> is released under the BSD 2-clause license with an additional exclusive clause that does not apply here. This additional clause is reproduced below:

" The software package includes some companion executive binaries or shared libraries necessary to execute APs on Windows. These licenses succeed to the original ones of these software. "

Neither the executive binaries nor the shared libraries are required by, used or included in GNSS-SDR.

Copyright (C) 2007-2008, T. Takasu Copyright (C) 2017, Javier Arribas Copyright (C) 2017, Carles Fernandez All rights reserved.

SPDX-License-Identifier: BSD-2-Clause

References: [1] P.J.G.Teunissen, The least-square ambiguity decorrelation adjustment: a method for fast GPS ambiguity estimation, J.Geodesy, Vol.70, 65-82, 1995 [2] X.-W.Chang, X.Yang, T.Zhou, MLAMBDA: A modified LAMBDA method for integer least-squares estimation, J.Geodesy, Vol.79, 552-565, 2005

### 11.308.2 Macro Definition Documentation

### 11.308.2.1 SWAP\_LAMBDA

```
#define SWAP_LAMBDA(
 x,
 y)
```

**Value:**

```
do
 {
 double tmp_;
 tmp_ = x;
 x = y;
 y = tmp_;
 }
while (0)
```

Definition at line 50 of file rtklib\_lambda.h.

## 11.309 rtklib\_pntpos.h File Reference

standard code-based positioning

```
#include "rtklib.h"
#include "rtklib_rtkcmn.h"
```

### Functions

- double **varerr** (const [prcopt\\_t](#) \*opt, double el, int sys)
- double **gettgd** (int sat, const [nav\\_t](#) \*nav)
- double **getisc1** (int sat, const [nav\\_t](#) \*nav)
- double **getisc2** (int sat, const [nav\\_t](#) \*nav)
- double **getisc15i** (int sat, const [nav\\_t](#) \*nav)
- double **getisc15q** (int sat, const [nav\\_t](#) \*nav)
- double **prange** (const [obsd\\_t](#) \*obs, const [nav\\_t](#) \*nav, const double \*azel, int iter, const [prcopt\\_t](#) \*opt, double \*var)
- int **ionocorr** ([gtime\\_t](#) time, const [nav\\_t](#) \*nav, int sat, const double \*pos, const double \*azel, int ionopt, double \*ion, double \*var)
- int **tropcorr** ([gtime\\_t](#) time, const [nav\\_t](#) \*nav, const double \*pos, const double \*azel, int tropopt, double \*trp, double \*var)
- int **rescode** (int iter, const [obsd\\_t](#) \*obs, int n, const double \*rs, const double \*dts, const double \*vare, const int \*svh, const [nav\\_t](#) \*nav, const double \*x, const [prcopt\\_t](#) \*opt, double \*v, double \*H, double \*var, double \*azel, int \*vsat, double \*resp, int \*ns)
- int **valsol** (const double \*azel, const int \*vsat, int n, const [prcopt\\_t](#) \*opt, const double \*v, int nv, int nx, char \*msg)
- int **estpos** (const [obsd\\_t](#) \*obs, int n, const double \*rs, const double \*dts, const double \*vare, const int \*svh, const [nav\\_t](#) \*nav, const [prcopt\\_t](#) \*opt, [sol\\_t](#) \*sol, double \*azel, int \*vsat, double \*resp, char \*msg)
- int **raim\_fde** (const [obsd\\_t](#) \*obs, int n, const double \*rs, const double \*dts, const double \*vare, const int \*svh, const [nav\\_t](#) \*nav, const [prcopt\\_t](#) \*opt, [sol\\_t](#) \*sol, double \*azel, int \*vsat, double \*resp, char \*msg)
- int **resdop** (const [obsd\\_t](#) \*obs, int n, const double \*rs, const double \*dts, const [nav\\_t](#) \*nav, const double \*rr, const double \*x, const double \*azel, const int \*vsat, double \*v, double \*H)
- void **estvel** (const [obsd\\_t](#) \*obs, int n, const double \*rs, const double \*dts, const [nav\\_t](#) \*nav, const [prcopt\\_t](#) \*opt, [sol\\_t](#) \*sol, const double \*azel, const int \*vsat)

- int `pntpos` (const `obsd_t` \*obs, int n, const `nav_t` \*nav, const `prcopt_t` \*opt, `sol_t` \*sol, double \*azel, `ssat_t` \*ssat, char \*msg)

*single-point positioning compute receiver position, velocity, clock bias by single-point positioning with pseudorange and doppler observables* args : `obsd_t` \*obs *I observation data* int n *I number of observation data* `nav_t` \*nav *I navigation data* `prcopt_t` \*opt *I processing options* `sol_t` \*sol *IO solution* double \*azel *IO azimuth/elevation angle (rad) (NULL: no output)* `ssat_t` \*ssat *IO satellite status (NULL: no output)* char \*msg *O error message for error exit* return : status(1:ok,0:error) notes : assuming sbas-gps, galileo-gps, qzss-gps, compass-gps time offset and receiver bias are negligible (only involving glonass-gps time offset and receiver bias)

## Variables

- const int `NX` = 4 + 3

### 11.309.1 of estimated parameters

- const int `MAXITR` = 10  
*max number of iteration for point pos*
- const double `ERR_ION` = 5.0  
*ionospheric delay std (m)*
- const double `ERR_TROP` = 3.0  
*tropospheric delay std (m)*

### 11.309.2 Detailed Description

standard code-based positioning

#### Authors

- 2007-2013, T. Takasu
- 2017, Javier Arribas
- 2017, Carles Fernandez

This is a derived work from RTKLIB <http://www.rtklib.com/> The original source code at <https://github.com/tomojitakasu/RTKLIB> is released under the BSD 2-clause license with an additional exclusive clause that does not apply here. This additional clause is reproduced below:

" The software package includes some companion executive binaries or shared libraries necessary to execute APs on Windows. These licenses succeed to the original ones of these software. "

Neither the executive binaries nor the shared libraries are required by, used or included in GNSS-SDR.

Copyright (C) 2007-2013, T. Takasu Copyright (C) 2017, Javier Arribas Copyright (C) 2017, Carles Fernandez All rights reserved.

SPDX-License-Identifier: BSD-2-Clause

### 11.309.3 Function Documentation

### 11.309.3.1 pntpos()

```
int pntpos (
 const obsd_t * obs,
 int n,
 const nav_t * nav,
 const prcopt_t * opt,
 sol_t * sol,
 double * azel,
 ssat_t * ssat,
 char * msg)
```

single-point positioning compute receiver position, velocity, clock bias by single-point positioning with pseudorange and doppler observables args : `obsd_t` \*obs I observation data `int n` I number of observation data `nav_t` \*nav I navigation data `prcopt_t` \*opt I processing options `sol_t` \*sol IO solution double \*azel IO azimuth/elevation angle (rad) (NULL: no output) `ssat_t` \*ssat IO satellite status (NULL: no output) `char *msg` O error message for error exit return : status(1:ok,0:error) notes : assuming sbas-gps, galileo-gps, qzss-gps, compass-gps time offset and receiver bias are negligible (only involving glonass-gps time offset and receiver bias)

## 11.309.4 Variable Documentation

### 11.309.4.1 ERR\_ION

```
const double ERR_ION = 5.0
```

ionospheric delay std (m)

Definition at line 42 of file `rtklib_pntpos.h`.

### 11.309.4.2 ERR\_TROP

```
const double ERR_TROP = 3.0
```

tropspheric delay std (m)

Definition at line 43 of file `rtklib_pntpos.h`.

### 11.309.4.3 MAXITR

```
const int MAXITR = 10
```

max number of iteration for point pos

Definition at line 41 of file `rtklib_pntpos.h`.

## 11.309.4.4 NX

```
const int NX = 4 + 3
```

## 11.309.5 of estimated parameters

Definition at line 40 of file rtklib\_pntpos.h.

## 11.310 rtklib\_ppp.h File Reference

Precise Point Positioning.

```
#include "rtklib.h"
```

## Macros

- #define **MIN\_PPP**(x, y) ((x) <= (y) ? (x) : (y))
- #define **ROUND\_PPP**(x) static\_cast<int>(floor((x) + 0.5))
- #define **SWAP\_I**(x, y)
- #define **SWAP\_D**(x, y)

## Functions

- double **lam\_LC** (int i, int j, int k)
- double **L\_LC** (int i, int j, int k, const double \*L)
- double **P\_LC** (int i, int j, int k, const double \*P)
- double **var\_LC** (int i, int j, int k, double sig)
- double **q\_gamma** (double a, double x, double log\_gamma\_a)
- double **p\_gamma** (double a, double x, double log\_gamma\_a)
- double **f\_erfc** (double x)
- double **conffunc** (int N, double B, double sig)
- void **average\_LC** (rtk\_t \*rtk, const obsd\_t \*obs, int n, const nav\_t \*nav, const double \*azel)
- int **fix\_amb\_WL** (rtk\_t \*rtk, const nav\_t \*nav, int sat1, int sat2, int \*NW)
- int **is\_depend** (int sat1, int sat2, int \*flgs, int \*max\_flg)
- int **sel\_amb** (int \*sat1, int \*sat2, double \*N, double \*var, int n)
- int **fix\_sol** (rtk\_t \*rtk, const int \*sat1, const int \*sat2, const double \*NC, int n)
- int **fix\_amb\_ROUND** (rtk\_t \*rtk, int \*sat1, int \*sat2, const int \*NW, int n)
- int **fix\_amb\_ILS** (rtk\_t \*rtk, int \*sat1, int \*sat2, int \*NW, int n)
- int **pppamb** (rtk\_t \*rtk, const obsd\_t \*obs, int n, const nav\_t \*nav, const double \*azel)
- void **pppoutsolstat** (rtk\_t \*rtk, int level, FILE \*fp)
- void **testeclipse** (const obsd\_t \*obs, int n, const nav\_t \*nav, double \*rs)
- double **varerr** (int sat, int sys, double el, int type, const prcopt\_t \*opt)
- void **initx** (rtk\_t \*rtk, double xi, double var, int i)
- int **ifmeas** (const obsd\_t \*obs, const nav\_t \*nav, const double \*azel, const prcopt\_t \*opt, const double \*dantr, const double \*dants, double phw, double \*meas, double \*var)
- double **gettdg\_ppp** (int sat, const nav\_t \*nav)
- int **corr\_ion** (itime\_t time, const nav\_t \*nav, int sat, const double \*pos, const double \*azel, int ionopt, double \*ion, double \*var, int \*brk)

- int **corrmeas** (const [obsd\\_t](#) \*obs, const [nav\\_t](#) \*nav, const double \*pos, const double \*azel, const [prcopt\\_t](#) \*opt, const double \*dantr, const double \*dants, double phw, double \*meas, double \*var, int \*brk)
- double **gfmeas** (const [obsd\\_t](#) \*obs, const [nav\\_t](#) \*nav)
- void **udpos\_ppp** ([rtk\\_t](#) \*rtk)
- void **udclk\_ppp** ([rtk\\_t](#) \*rtk)
- void **udtrop\_ppp** ([rtk\\_t](#) \*rtk)
- void **detslp\_ll** ([rtk\\_t](#) \*rtk, const [obsd\\_t](#) \*obs, int n)
- void **detslp\_gf** ([rtk\\_t](#) \*rtk, const [obsd\\_t](#) \*obs, int n, const [nav\\_t](#) \*nav)
- void **udbias\_ppp** ([rtk\\_t](#) \*rtk, const [obsd\\_t](#) \*obs, int n, const [nav\\_t](#) \*nav)
- void **udstate\_ppp** ([rtk\\_t](#) \*rtk, const [obsd\\_t](#) \*obs, int n, const [nav\\_t](#) \*nav)
- void **satantpcv** (const double \*rs, const double \*rr, const [pcv\\_t](#) \*pcv, double \*dant)
- double **prectrop** ([gtime\\_t](#) time, const double \*pos, const double \*azel, const [prcopt\\_t](#) \*opt, const double \*x, double \*dtdx, double \*var)
- int **res\_ppp** (int iter, const [obsd\\_t](#) \*obs, int n, const double \*rs, const double \*dts, const double \*vare, const int \*svh, const [nav\\_t](#) \*nav, const double \*x, [rtk\\_t](#) \*rtk, double \*v, double \*H, double \*R, double \*azel)
- int **pppnx** (const [prcopt\\_t](#) \*opt)
- void **pppos** ([rtk\\_t](#) \*rtk, const [obsd\\_t](#) \*obs, int n, const [nav\\_t](#) \*nav)

## Variables

- const double **MIN\_ARC\_GAP** = 300.0
- const double **CONST\_AMB** = 0.001
- const double **THRES\_RES** = 0.3
- const double **LOG\_PI** = 1.14472988584940017
- const double **SQRT2** = 1.41421356237309510
- const double **VAR\_POS\_PPP** = std::pow(100.0, 2.0)
- const double **VAR\_CLK** = std::pow(100.0, 2.0)
- const double **VAR\_ZTD** = std::pow(0.3, 2.0)
- const double **VAR\_GRA\_PPP** = std::pow(0.001, 2.0)
- const double **VAR\_BIAS** = std::pow(100.0, 2.0)
- const double **VAR\_IONO\_OFF** = std::pow(10.0, 2.0)

## 11.310.1 Detailed Description

Precise Point Positioning.

### Authors

- 2007-2008, T. Takasu
- 2017, Javier Arribas
- 2017, Carles Fernandez

This is a derived work from RTKLIB <http://www.rtklib.com/> The original source code at <https://github.com/tomojitakasu/RTKLIB> is released under the BSD 2-clause license with an additional exclusive clause that does not apply here. This additional clause is reproduced below:

" The software package includes some companion executive binaries or shared libraries necessary to execute APs on Windows. These licenses succeed to the original ones of these software. "

Neither the executive binaries nor the shared libraries are required by, used or included in GNSS-SDR.

Copyright (C) 2007-2008, T. Takasu Copyright (C) 2017, Javier Arribas Copyright (C) 2017, Carles Fernandez All rights reserved.

SPDX-License-Identifier: BSD-2-Clause



## 11.310.2 Macro Definition Documentation

### 11.310.2.1 SWAP\_D

```
#define SWAP_D(
 x,
 y)
```

**Value:**

```
do
 {
 double _z = x;
 x = y;
 y = _z;
 }
while (0)
```

Definition at line 51 of file rtklib\_ppp.h.

### 11.310.2.2 SWAP\_I

```
#define SWAP_I(
 x,
 y)
```

**Value:**

```
do
 {
 int _z = x;
 x = y;
 y = _z;
 }
while (0)
```

Definition at line 43 of file rtklib\_ppp.h.

## 11.311 rtklib\_preceph.h File Reference

precise ephemeris and clock functions

```
#include "rtklib.h"
```

## Functions

- int **code2sys** (char code)
- int **readsp3h** (FILE \*fp, [gtime\\_t](#) \*time, char \*type, int \*sats, double \*bfact, char \*tsys)
- int **addpeph** ([nav\\_t](#) \*nav, [peph\\_t](#) \*peph)
- void **readsp3b** (FILE \*fp, char type, int \*sats, int ns, const double \*bfact, char \*tsys, int index, int opt, [nav\\_t](#) \*nav)
- int **cmppeph** (const void \*p1, const void \*p2)
- void **combpeph** ([nav\\_t](#) \*nav, int opt)
- void **readsp3** (const char \*file, [nav\\_t](#) \*nav, int opt)
- int **readsap** (const char \*file, [gtime\\_t](#) time, [nav\\_t](#) \*nav)
- int **readdcbf** (const char \*file, [nav\\_t](#) \*nav, const [sta\\_t](#) \*sta)
- int **readdcb** (const char \*file, [nav\\_t](#) \*nav, const [sta\\_t](#) \*sta)
- double **interppl** (const double \*x, double \*y, int n)
- int **pephpos** ([gtime\\_t](#) time, int sat, const [nav\\_t](#) \*nav, double \*rs, double \*dts, double \*vare, double \*varc)
- int **pephclk** ([gtime\\_t](#) time, int sat, const [nav\\_t](#) \*nav, double \*dts, double \*varc)
- void **satantoff** ([gtime\\_t](#) time, const double \*rs, int sat, const [nav\\_t](#) \*nav, double \*dant)
- int **peph2pos** ([gtime\\_t](#) time, int sat, const [nav\\_t](#) \*nav, int opt, double \*rs, double \*dts, double \*var)

## Variables

- const int **NMAX** = 10
- const double **MAXDTE** = 900.0
- const double **EXTERR\_CLK** = 1e-3
- const double **EXTERR\_EPH** = 5e-7

### 11.311.1 Detailed Description

precise ephemeris and clock functions

#### Authors

- 2007-2013, T. Takasu
- 2017, Javier Arribas
- 2017, Carles Fernandez

This is a derived work from RTKLIB <http://www.rtklib.com/> The original source code at <https://github.com/tomojitakasu/RTKLIB> is released under the BSD 2-clause license with an additional exclusive clause that does not apply here. This additional clause is reproduced below:

" The software package includes some companion executive binaries or shared libraries necessary to execute APs on Windows. These licenses succeed to the original ones of these software. "

Neither the executive binaries nor the shared libraries are required by, used or included in GNSS-SDR.

Copyright (C) 2007-2013, T. Takasu Copyright (C) 2017, Javier Arribas Copyright (C) 2017, Carles Fernandez All rights reserved.

SPDX-License-Identifier: BSD-2-Clause

References : [1] S.Hilla, The Extended Standard Product 3 Orbit Format (SP3-c), 12 February, 2007 [2] J.Ray, W. Gurtner, RINEX Extensions to Handle Clock Information, 27 August, 1998 [3] D.D.McCarthy, IERS Technical Note 21, IERS Conventions 1996, July 1996 [4] D.A.Vallado, Fundamentals of Astrodynamics and Applications 2nd ed, Space Technology Library, 2004

## 11.312 rtklib\_pvt.h File Reference

Interface of a Position Velocity and Time computation block.

```
#include "gnss_synchro.h"
#include "pvt_interface.h"
#include "rtklib.h"
#include "rtklib_pvt_gs.h"
#include <gnuradio/gr_complex.h>
#include <gnuradio/runtime_types.h>
#include <cstdint>
#include <ctime>
#include <map>
#include <string>
```

### Classes

- class [Rtklib\\_Pvt](#)

*This class implements a [PvtInterface](#) for the RTKLIB PVT block.*

### 11.312.1 Detailed Description

Interface of a Position Velocity and Time computation block.

#### Author

Javier Arribas, 2017. jarribas(at)cttc.es

GNSS-SDR is a Global Navigation Satellite System software-defined receiver. This file is part of GNSS-SDR.

Copyright (C) 2010-2020 (see AUTHORS file for a list of contributors) SPDX-License-Identifier: GPL-3.0-or-later

## 11.313 rtklib\_pvt\_gs.h File Reference

Interface of a Position Velocity and Time computation block.

```
#include "gnss_block_interface.h"
#include "gnss_synchro.h"
#include "gnss_time.h"
#include "rtklib.h"
#include <boost/date_time/gregorian/gregorian.hpp>
#include <boost/date_time/posix_time/posix_time.hpp>
#include <gnuradio/sync_block.h>
#include <gnuradio/types.h>
#include <pmt/pmt.h>
#include <chrono>
#include <cstdint>
#include <cstdio>
#include <ctime>
#include <fstream>
#include <map>
#include <memory>
#include <queue>
#include <string>
#include <sys/types.h>
#include <vector>
```

## Classes

- class [rtklib\\_pvt\\_gs](#)

*This class implements a block that computes the PVT solution using the RTKLIB integrated library.*

## Typedefs

- using [rtklib\\_pvt\\_gs\\_sptr](#) = gnss\_shared\_ptr< [rtklib\\_pvt\\_gs](#) >

## Functions

- [rtklib\\_pvt\\_gs\\_sptr rtklib\\_make\\_pvt\\_gs](#) (uint32\_t nchannels, const [Pvt\\_Conf](#) &conf\_, const [rtk\\_t](#) &rtk)

### 11.313.1 Detailed Description

Interface of a Position Velocity and Time computation block.

#### Author

Javier Arribas, 2017. jarribas(at)cttc.es

GNSS-SDR is a Global Navigation Satellite System software-defined receiver. This file is part of GNSS-SDR.

Copyright (C) 2010-2020 (see AUTHORS file for a list of contributors) SPDX-License-Identifier: GPL-3.0-or-later

### 11.314 rtklib\_rtcn.h File Reference

RTCM functions headers.

```
#include "rtklib.h"
#include "rtklib_rtcn2.h"
#include "rtklib_rtcn3.h"
```

## Macros

- `#define RTCM2PREAMB 0x66 /* rtcn ver.2 frame preamble */`
- `#define RTCM3PREAMB 0xD3 /* rtcn ver.3 frame preamble */`

## Functions

- int [init\\_rtcn](#) ([rtcn\\_t](#) \*rtcn)
- void [free\\_rtcn](#) ([rtcn\\_t](#) \*rtcn)
- int [input\\_rtcn2](#) ([rtcn\\_t](#) \*rtcn, unsigned char data)
- int [input\\_rtcn3](#) ([rtcn\\_t](#) \*rtcn, unsigned char data)
- int [input\\_rtcn2f](#) ([rtcn\\_t](#) \*rtcn, FILE \*fp)
- int [input\\_rtcn3f](#) ([rtcn\\_t](#) \*rtcn, FILE \*fp)
- int [gen\\_rtcn2](#) ([rtcn\\_t](#) \*rtcn, int type, int sync)

### 11.314.1 Detailed Description

RTCM functions headers.

#### Authors

- 2007-2013, T. Takasu
- 2017, Javier Arribas
- 2017, Carles Fernandez

This is a derived work from RTKLIB <http://www.rtklib.com/> The original source code at <https://github.com/tomojitakasu/RTKLIB> is released under the BSD 2-clause license with an additional exclusive clause that does not apply here. This additional clause is reproduced below:

" The software package includes some companion executive binaries or shared libraries necessary to execute APs on Windows. These licenses succeed to the original ones of these software. "

Neither the executive binaries nor the shared libraries are required by, used or included in GNSS-SDR.

Copyright (C) 2007-2013, T. Takasu Copyright (C) 2017, Javier Arribas Copyright (C) 2017, Carles Fernandez All rights reserved.

SPDX-License-Identifier: BSD-2-Clause

## 11.315 rtklib\_rtc2.h File Reference

RTCM v2 functions headers.

```
#include "rtklib.h"
```

### Functions

- void **adjhour** ([rtcm\\_t](#) \*rtcm, double zcnt)
- int **obsindex** ([obs\\_t](#) \*obs, [gtime\\_t](#) time, int sat)
- int **decode\_type1** ([rtcm\\_t](#) \*rtcm)
- int **decode\_type3** ([rtcm\\_t](#) \*rtcm)
- int **decode\_type14** ([rtcm\\_t](#) \*rtcm, bool pre\_2009\_file=false)
- int **decode\_type16** ([rtcm\\_t](#) \*rtcm)
- int **decode\_type17** ([rtcm\\_t](#) \*rtcm, bool pre\_2009\_file=false)
- int **decode\_type18** ([rtcm\\_t](#) \*rtcm)
- int **decode\_type19** ([rtcm\\_t](#) \*rtcm)
- int **decode\_type22** ([rtcm\\_t](#) \*rtcm)
- int **decode\_type23** ([rtcm\\_t](#) \*rtcm)
- int **decode\_type24** ([rtcm\\_t](#) \*rtcm)
- int **decode\_type31** ([rtcm\\_t](#) \*rtcm)
- int **decode\_type32** ([rtcm\\_t](#) \*rtcm)
- int **decode\_type34** ([rtcm\\_t](#) \*rtcm)
- int **decode\_type36** ([rtcm\\_t](#) \*rtcm)
- int **decode\_type37** ([rtcm\\_t](#) \*rtcm)
- int **decode\_type59** ([rtcm\\_t](#) \*rtcm)
- int **decode\_rtc2** ([rtcm\\_t](#) \*rtcm)

### 11.315.1 Detailed Description

RTCM v2 functions headers.

#### Authors

- 2007-2013, T. Takasu
- 2017, Javier Arribas
- 2017, Carles Fernandez

This is a derived work from RTKLIB <http://www.rtklib.com/> The original source code at <https://github.com/tomojitakasu/RTKLIB> is released under the BSD 2-clause license with an additional exclusive clause that does not apply here. This additional clause is reproduced below:

" The software package includes some companion executive binaries or shared libraries necessary to execute APs on Windows. These licenses succeed to the original ones of these software. "

Neither the executive binaries nor the shared libraries are required by, used or included in GNSS-SDR.

Copyright (C) 2007-2013, T. Takasu Copyright (C) 2017, Javier Arribas Copyright (C) 2017, Carles Fernandez All rights reserved.

SPDX-License-Identifier: BSD-2-Clause

### 11.316 rtklib\_rtc3.h File Reference

RTCM v3 functions headers.

```
#include "rtklib.h"
```

#### Functions

- double **getbitg** (const unsigned char \*buff, int pos, int len)
- void **adjweek** (rtcm\_t \*rtcm, double tow)
- int **adjbdtweek** (int week)
- void **adjday\_glot** (rtcm\_t \*rtcm, double tod)
- double **adjcp** (rtcm\_t \*rtcm, int sat, int freq, double cp)
- int **lossoflock** (rtcm\_t \*rtcm, int sat, int freq, int lock)
- unsigned char **snratio** (double snr)
- int **obsindex3** (obs\_t \*obs, gtime\_t time, int sat)
- int **test\_staid** (rtcm\_t \*rtcm, int staid)
- int **decode\_head1001** (rtcm\_t \*rtcm, int \*sync)
- int **decode\_type1001** (rtcm\_t \*rtcm)
- int **decode\_type1002** (rtcm\_t \*rtcm)
- int **decode\_type1003** (rtcm\_t \*rtcm)
- int **decode\_type1004** (rtcm\_t \*rtcm)
- double **getbits\_38** (const unsigned char \*buff, int pos)
- int **decode\_type1005** (rtcm\_t \*rtcm)
- int **decode\_type1006** (rtcm\_t \*rtcm)
- int **decode\_type1007** (rtcm\_t \*rtcm)
- int **decode\_type1008** (rtcm\_t \*rtcm)

- int **decode\_head1009** ([rtcm\\_t](#) \*rtcm, int \*sync)
- int **decode\_type1009** ([rtcm\\_t](#) \*rtcm)
- int **decode\_type1010** ([rtcm\\_t](#) \*rtcm)
- int **decode\_type1011** ([rtcm\\_t](#) \*rtcm)
- int **decode\_type1012** ([rtcm\\_t](#) \*rtcm)
- int **decode\_type1013** ([rtcm\\_t](#) \*rtcm)
- int **decode\_type1019** ([rtcm\\_t](#) \*rtcm, bool pre\_2009\_file=false)
- int **decode\_type1020** ([rtcm\\_t](#) \*rtcm)
- int **decode\_type1021** ([rtcm\\_t](#) \*rtcm)
- int **decode\_type1022** ([rtcm\\_t](#) \*rtcm)
- int **decode\_type1023** ([rtcm\\_t](#) \*rtcm)
- int **decode\_type1024** ([rtcm\\_t](#) \*rtcm)
- int **decode\_type1025** ([rtcm\\_t](#) \*rtcm)
- int **decode\_type1026** ([rtcm\\_t](#) \*rtcm)
- int **decode\_type1027** ([rtcm\\_t](#) \*rtcm)
- int **decode\_type1029** ([rtcm\\_t](#) \*rtcm)
- int **decode\_type1030** ([rtcm\\_t](#) \*rtcm)
- int **decode\_type1031** ([rtcm\\_t](#) \*rtcm)
- int **decode\_type1032** ([rtcm\\_t](#) \*rtcm)
- int **decode\_type1033** ([rtcm\\_t](#) \*rtcm)
- int **decode\_type1034** ([rtcm\\_t](#) \*rtcm)
- int **decode\_type1035** ([rtcm\\_t](#) \*rtcm)
- int **decode\_type1037** ([rtcm\\_t](#) \*rtcm)
- int **decode\_type1038** ([rtcm\\_t](#) \*rtcm)
- int **decode\_type1039** ([rtcm\\_t](#) \*rtcm)
- int **decode\_type1044** ([rtcm\\_t](#) \*rtcm, bool pre\_2009\_file=false)
- int **decode\_type1045** ([rtcm\\_t](#) \*rtcm)
- int **decode\_type1046** ([rtcm\\_t](#) \*rtcm)
- int **decode\_type1047** ([rtcm\\_t](#) \*rtcm)
- int **decode\_type1063** ([rtcm\\_t](#) \*rtcm)
- int **decode\_ssr1\_head** ([rtcm\\_t](#) \*rtcm, int sys, int \*sync, int \*iod, double \*udint, int \*refd, int \*hsize)
- int **decode\_ssr2\_head** ([rtcm\\_t](#) \*rtcm, int sys, int \*sync, int \*iod, double \*udint, int \*hsize)
- int **decode\_ssr7\_head** ([rtcm\\_t](#) \*rtcm, int sys, int \*sync, int \*iod, double \*udint, int \*dispe, int \*mw, int \*hsize)
- int **decode\_ssr1** ([rtcm\\_t](#) \*rtcm, int sys)
- int **decode\_ssr2** ([rtcm\\_t](#) \*rtcm, int sys)
- int **decode\_ssr3** ([rtcm\\_t](#) \*rtcm, int sys)
- int **decode\_ssr4** ([rtcm\\_t](#) \*rtcm, int sys)
- int **decode\_ssr5** ([rtcm\\_t](#) \*rtcm, int sys)
- int **decode\_ssr6** ([rtcm\\_t](#) \*rtcm, int sys)
- int **decode\_ssr7** ([rtcm\\_t](#) \*rtcm, int sys)
- void **sigindex** (int sys, const unsigned char \*code, const int \*freq, int n, const char \*opt, int \*ind)
- void **save\_msm\_obs** ([rtcm\\_t](#) \*rtcm, int sys, [msm\\_h\\_t](#) \*h, const double \*r, const double \*pr, const double \*cp, const double \*rr, const double \*rrf, const double \*cnr, const int \*lock, const int \*ex, const int \*half)
- int **decode\_msm\_head** ([rtcm\\_t](#) \*rtcm, int sys, int \*sync, int \*iod, [msm\\_h\\_t](#) \*h, int \*hsize)
- int **decode\_msm0** ([rtcm\\_t](#) \*rtcm, int sys)
- int **decode\_msm4** ([rtcm\\_t](#) \*rtcm, int sys)
- int **decode\_msm5** ([rtcm\\_t](#) \*rtcm, int sys)
- int **decode\_msm6** ([rtcm\\_t](#) \*rtcm, int sys)
- int **decode\_msm7** ([rtcm\\_t](#) \*rtcm, int sys)
- int **decode\_type1230** ([rtcm\\_t](#) \*rtcm)
- int **decode\_rtc3** ([rtcm\\_t](#) \*rtcm)

## Variables

- const double **PRUNIT\_GPS** = 299792.458
- const double **PRUNIT\_GLO** = 599584.916
- const double **RANGE\_MS** = [SPEED\\_OF\\_LIGHT\\_M\\_S](#) \* 0.001
- const double **SSRUDINT** [16]
- const int **CODES\_GPS** []
- const int **CODES\_GLO** []
- const int **CODES\_GAL** []
- const int **CODES\_QZS** []
- const int **CODES\_BDS** []
- const int **CODES\_SBS** []

### 11.316.1 Detailed Description

RTCM v3 functions headers.

#### Authors

- 2007-2013, T. Takasu
- 2017, Javier Arribas
- 2017, Carles Fernandez

This is a derived work from RTKLIB <http://www.rtklib.com/> The original source code at <https://github.com/tomojitakasu/RTKLIB> is released under the BSD 2-clause license with an additional exclusive clause that does not apply here. This additional clause is reproduced below:

" The software package includes some companion executive binaries or shared libraries necessary to execute APs on Windows. These licenses succeed to the original ones of these software. "

Neither the executive binaries nor the shared libraries are required by, used or included in GNSS-SDR.

Copyright (C) 2007-2013, T. Takasu Copyright (C) 2017, Javier Arribas Copyright (C) 2017, Carles Fernandez All rights reserved.

SPDX-License-Identifier: BSD-2-Clause

### 11.316.2 Variable Documentation

#### 11.316.2.1 CODES\_BDS

```
const int CODES_BDS[]
```

##### Initial value:

```
= {
 CODE_L1I, CODE_L1Q, CODE_L1X, CODE_L7I,
 CODE_L7Q, CODE_L7X, CODE_L6I, CODE_L6Q,
 CODE_L6X}
```

Definition at line 73 of file rtklib\_rtc3.h.



### 11.316.2.2 CODES\_GAL

```
const int CODES_GAL[]
```

**Initial value:**

```
= {
 CODE_L1A, CODE_L1B, CODE_L1C, CODE_L1X,
 CODE_L1Z, CODE_L5I, CODE_L5Q, CODE_L5X,
 CODE_L7I, CODE_L7Q, CODE_L7X, CODE_L8I,
 CODE_L8Q, CODE_L8X, CODE_L6A, CODE_L6B,
 CODE_L6C, CODE_L6X, CODE_L6Z}
```

Definition at line 62 of file rtklib\_rtc3.h.

### 11.316.2.3 CODES\_GLO

```
const int CODES_GLO[]
```

**Initial value:**

```
= {
 CODE_L1C, CODE_L1P, CODE_L2C, CODE_L2P}
```

Definition at line 58 of file rtklib\_rtc3.h.

### 11.316.2.4 CODES\_GPS

```
const int CODES_GPS[]
```

**Initial value:**

```
= {
 CODE_L1C, CODE_L1P, CODE_L1W, CODE_L1Y,
 CODE_L1M, CODE_L2C, CODE_L2D, CODE_L2S,
 CODE_L2L, CODE_L2X, CODE_L2P, CODE_L2W,
 CODE_L2Y, CODE_L2M, CODE_L5I, CODE_L5Q,
 CODE_L5X}
```

Definition at line 52 of file rtklib\_rtc3.h.

### 11.316.2.5 CODES\_QZS

```
const int CODES_QZS[]
```

**Initial value:**

```
= {
 CODE_L1C, CODE_L1S, CODE_L1L, CODE_L2S,
 CODE_L2L, CODE_L2X, CODE_L5I, CODE_L5Q,
 CODE_L5X, CODE_L6S, CODE_L6L, CODE_L6X,
 CODE_L1X}
```

Definition at line 68 of file rtklib\_rtc3.h.

### 11.316.2.6 CODES\_SBS

```
const int CODES_SBS[]
```

**Initial value:**

```
= {
 CODE_L1C, CODE_L5I, CODE_L5Q, CODE_L5X}
```

Definition at line 78 of file rtklib\_rtc3.h.

### 11.316.2.7 SSRUDINT

```
const double SSRUDINT[16]
```

**Initial value:**

```
= {
 1, 2, 5, 10, 15, 30, 60, 120, 240, 300, 600, 900, 1800, 3600, 7200, 10800}
```

Definition at line 47 of file rtklib\_rtc3.h.

## 11.317 rtklib\_rtkcmn.h File Reference

rtklib common functions

```
#include "rtklib.h"
#include <stddef>
#include <string>
```

## Macros

- `#define Rx(t, X)`
- `#define Ry(t, X)`
- `#define Rz(t, X)`

## Functions

- `char * strncpy_no_trunc` (char \*out, size\_t outsz, const char \*in, size\_t insz)
- `void fatalerr` (const char \*format,...)
- `int satno` (int sys, int prn)
- `int satsys` (int sat, int \*prn)
- `int satid2no` (const char \*id)
- `void satno2id` (int sat, char \*id)
- `int satexclude` (int sat, int svh, const [prcopt\\_t](#) \*opt)
- `int testsnr` (int base, int freq, double el, double snr, const [snrmask\\_t](#) \*mask)
- `unsigned char obs2code` (const char \*obs, int \*freq)
- `char * code2obs` (unsigned char code, int \*freq)
- `void setcodepri` (int sys, int freq, const char \*pri)
- `int getcodepri` (int sys, unsigned char code, const char \*opt)
- `unsigned int getbitu` (const unsigned char \*buff, int pos, int len)
- `int getbits` (const unsigned char \*buff, int pos, int len)
- `void setbitu` (unsigned char \*buff, int pos, int len, unsigned int data)
- `void setbits` (unsigned char \*buff, int pos, int len, int data)
- `unsigned int rtk_crc32` (const unsigned char \*buff, int len)
- `unsigned int rtk_crc24q` (const unsigned char \*buff, int len)
- `unsigned short rtk_crc16` (const unsigned char \*buff, int len)
- `int decode_word` (unsigned int word, unsigned char \*data)
- `double * mat` (int n, int m)
- `int * imat` (int n, int m)
- `double * zeros` (int n, int m)
- `double * eye` (int n)
- `double dot` (const double \*a, const double \*b, int n)
- `double norm_rtk` (const double \*a, int n)
- `void cross3` (const double \*a, const double \*b, double \*c)
- `int normv3` (const double \*a, double \*b)
- `void matcpy` (double \*A, const double \*B, int n, int m)
- `void matmul` (const char \*tr, int n, int k, int m, double alpha, const double \*A, const double \*B, double beta, double \*C)
- `int matinv` (double \*A, int n)
- `int solve` (const char \*tr, const double \*A, const double \*Y, int n, int m, double \*X)
- `int lsq` (const double \*A, const double \*y, int n, int m, double \*x, double \*Q)
- `int filter_` (const double \*x, const double \*P, const double \*H, const double \*v, const double \*R, int n, int m, double \*xp, double \*Pp)
- `int filter` (double \*x, double \*P, const double \*H, const double \*v, const double \*R, int n, int m)
- `int smoother` (const double \*xf, const double \*Qf, const double \*xb, const double \*Qb, int n, double \*xs, double \*Qs)
- `void matfprintf` (const double A[], int n, int m, int p, int q, FILE \*fp)
- `void matsprint` (const double A[], int n, int m, int p, int q, std::string &buffer)
- `void matprint` (const double A[], int n, int m, int p, int q)
- `double str2num` (const char \*s, int i, int n)
- `int str2time` (const char \*s, int i, int n, [gtime\\_t](#) \*t)
- `gtime\_t epoch2time` (const double \*ep)
- `void time2epoch` ([gtime\\_t](#) t, double \*ep)

- [gtime\\_t](#) **gpst2time** (int week, double sec)
- double **time2gpst** ([gtime\\_t](#) t, int \*week)
- [gtime\\_t](#) **gst2time** (int week, double sec)
- double **time2gst** ([gtime\\_t](#) t, int \*week)
- [gtime\\_t](#) **bd2time** (int week, double sec)
- double **time2bd2** ([gtime\\_t](#) t, int \*week)
- [gtime\\_t](#) **timeadd** ([gtime\\_t](#) t, double sec)
- double **timediff** ([gtime\\_t](#) t1, [gtime\\_t](#) t2)
- double **timediffweekcrossover** ([gtime\\_t](#) t1, [gtime\\_t](#) t2)
- [gtime\\_t](#) **timeget** ()
- void **timeset** ([gtime\\_t](#) t)
- int **read\_leaps\_text** (FILE \*fp)
- int **read\_leaps\_usno** (FILE \*fp)
- int **read\_leaps** (const char \*file)
- [gtime\\_t](#) **gpst2utc** ([gtime\\_t](#) t)
- [gtime\\_t](#) **utc2gpst** ([gtime\\_t](#) t)
- [gtime\\_t](#) **gpst2bd2** ([gtime\\_t](#) t)
- [gtime\\_t](#) **bd2gpst** ([gtime\\_t](#) t)
- double **time2sec** ([gtime\\_t](#) time, [gtime\\_t](#) \*day)
- double **utc2gmst** ([gtime\\_t](#) t, double ut1\_utc)
- void **time2str** ([gtime\\_t](#) t, char \*s, int n)
- char \* **time\_str** ([gtime\\_t](#) t, int n)
- double **time2doy** ([gtime\\_t](#) t)
- int **adjgpsweek** (int week, bool pre\_2009\_file=false)
- unsigned int **tickget** ()
- void **sleepms** (int ms)
- void **deg2dms** (double deg, double \*dms, int ndec)
- void **deg2dms** (double deg, double \*dms)
- double **dms2deg** (const double \*dms)
- void **ecef2pos** (const double \*r, double \*pos)
- void **pos2ecef** (const double \*pos, double \*r)
- void **xyz2enu** (const double \*pos, double \*E)
- void **ecef2enu** (const double \*pos, const double \*r, double \*e)
- void **enu2ecef** (const double \*pos, const double \*e, double \*r)
- void **covenu** (const double \*pos, const double \*P, double \*Q)
- void **covecef** (const double \*pos, const double \*Q, double \*P)
- void **ast\_args** (double t, double \*f)
- void **nut\_iau1980** (double t, const double \*f, double \*dpsi, double \*deps)
- void **eci2ecef** ([gtime\\_t](#) tutc, const double \*erpv, double \*U, double \*gmst)
- int **decodef** (char \*p, int n, double \*v)
- void **addpcv** (const [pcv\\_t](#) \*pcv, [pcvs\\_t](#) \*pcvs)
- int **readngspcv** (const char \*file, [pcvs\\_t](#) \*pcvs)
- int **readantex** (const char \*file, [pcvs\\_t](#) \*pcvs)
- int **readpcv** (const char \*file, [pcvs\\_t](#) \*pcvs)
- [pcv\\_t](#) \* **searchpcv** (int sat, const char \*type, [gtime\\_t](#) time, const [pcvs\\_t](#) \*pcvs)
- void **readpos** (const char \*file, const char \*rcv, double \*pos)
- int **readblqrecord** (FILE \*fp, double \*odisp)
- int **readblq** (const char \*file, const char \*sta, double \*odisp)
- int **readerp** (const char \*file, [erp\\_t](#) \*erp)
- int **geterp** (const [erp\\_t](#) \*erp, [gtime\\_t](#) time, double \*erpv)
- int **cmpeph** (const void \*p1, const void \*p2)
- void **uniqeph** ([nav\\_t](#) \*nav)
- int **cmpgeph** (const void \*p1, const void \*p2)
- void **uniqgeph** ([nav\\_t](#) \*nav)
- int **cmpseph** (const void \*p1, const void \*p2)

- void **uniqseph** ([nav\\_t](#) \*nav)
- void **uniquav** ([nav\\_t](#) \*nav)
- int **cmpobs** (const void \*p1, const void \*p2)
- int **sortobs** ([obs\\_t](#) \*obs)
- int **screent** ([gtime\\_t](#) time, [gtime\\_t](#) ts, [gtime\\_t](#) te, double tint)
- int **readnav** (const char \*file, [nav\\_t](#) \*nav)
- int **savenav** (const char \*file, const [nav\\_t](#) \*nav)
- void **freeobs** ([obs\\_t](#) \*obs)
- void **freenav** ([nav\\_t](#) \*nav, int opt)
- void **traceopen** (const char \*file)
- void **traceclose** ()
- void **tracelevel** (int level)
- void **traceswap** ()
- void **trace** (int level, const char \*format,...)
- void **tracet** (int level, const char \*format,...)
- void **tracemat** (int level, const double \*A, int n, int m, int p, int q)
- void **traceobs** (int level, const [obsd\\_t](#) \*obs, int n)
- int **execcmd** (const char \*cmd)
- void **createdir** (const char \*path)
- int **repstr** (char \*str, const char \*pat, const char \*rep)
- int **reppath** (const char \*path, char \*rpath, [gtime\\_t](#) time, const char \*rov, const char \*base)
- int **reppaths** (const char \*path, char \*rpath[], int nmax, [gtime\\_t](#) ts, [gtime\\_t](#) te, const char \*rov, const char \*base)
- double **satwavelen** (int sat, int frq, const [nav\\_t](#) \*nav)
- double **geodist** (const double \*rs, const double \*rr, double \*e)
- double **satazel** (const double \*pos, const double \*e, double \*azel)
- void **dops** (int ns, const double \*azel, double elmin, double \*dop)
- double **ionmodel** ([gtime\\_t](#) t, const double \*ion, const double \*pos, const double \*azel)
- double **ionmapf** (const double \*pos, const double \*azel)
- double **ionppp** (const double \*pos, const double \*azel, double re, double hion, double \*posp)
- double **tropmodel** ([gtime\\_t](#) time, const double \*pos, const double \*azel, double humi)
- double **interp** (const double coef[], double lat)
- double **mapf** (double el, double a, double b, double c)
- double **nmf** ([gtime\\_t](#) time, const double pos[], const double azel[], double \*mapfw)
- double **tropmapf** ([gtime\\_t](#) time, const double pos[], const double azel[], double \*mapfw)
- double **interpvar** (double ang, const double \*var)
- void **antmodel** (const [pcv\\_t](#) \*pcv, const double \*del, const double \*azel, int opt, double \*dant)
- void **antmodel\_s** (const [pcv\\_t](#) \*pcv, double nadir, double \*dant)
- void **sunmoonpos\_eci** ([gtime\\_t](#) tut, double \*rsun, double \*rmoon)
- void **sunmoonpos** ([gtime\\_t](#) tutc, const double \*erpv, double \*rsun, double \*rmoon, double \*gmst)
- void **csmooth** ([obs\\_t](#) \*obs, int ns)
- int **rtk\_uncompress** (const char \*file, char \*uncfile)
- int **expath** (const char \*path, char \*paths[], int nmax)
- void **windupcorr** ([gtime\\_t](#) time, const double \*rs, const double \*rr, double \*phw)

### 11.317.1 Detailed Description

rtklib common functions

**Authors**

- 2007-2013, T. Takasu
- 2017, Javier Arribas
- 2017, Carles Fernandez

This is a derived work from RTKLIB <http://www.rtklib.com/> The original source code at <https://github.com/tomojitakasu/RTKLIB> is released under the BSD 2-clause license with an additional exclusive clause that does not apply here. This additional clause is reproduced below:

" The software package includes some companion executive binaries or shared libraries necessary to execute APs on Windows. These licenses succeed to the original ones of these software. "

Neither the executive binaries nor the shared libraries are required by, used or included in GNSS-SDR.

Copyright (C) 2007-2013, T. Takasu Copyright (C) 2017, Javier Arribas Copyright (C) 2017, Carles Fernandez All rights reserved.

SPDX-License-Identifier: BSD-2-Clause

References : [1] IS-GPS-200M, Navstar GPS Space Segment/Navigation User Interfaces, May, 2021 [2] RTCA/D↔O-229C, Minimum operational performanc standards for global positioning system/wide area augmentation system airborne equipment, RTCA inc, November 28, 2001 [3] M.Rothacher, R.Schmid, ANTEX: The Antenna Exchange Format Version 1.4, 15 September, 2010 [4] A.Gelb ed., Applied Optimal Estimation, The M.I.T Press, 1974 [5] A.E.Niell, Global mapping functions for the atmosphere delay at radio wavelengths, Jounal of geophysical research, 1996 [6] W.Gurtner and L.Estey, RINEX The Receiver Independent Exchange Format Version 3.00, November 28, 2007 [7] J.Kouba, A Guide to using International GNSS Service (IGS) products, May 2009 [8] China Satellite Navigation Office, BeiDou navigation satellite system signal in space interface control document, open service signal B1I (version 1.0), Dec 2012 [9] J.Boehm, A.Niell, P.Tregoning and H.Shuh, Global Mapping Function (GMF): A new empirical mapping function base on numerical weather model data, Geophysical Research Letters, 33, L07304, 2006 [10] GLONASS/GPS/Galileo/Compass/SBAS NV08C receiver series BINR interface protocol specification ver.1.3, August, 2012

**11.317.2 Macro Definition Documentation****11.317.2.1 Rx**

```
#define Rx(
 t,
 X)
```

**Value:**

```
do
{
 (X)[0] = 1.0;
 (X)[1] = (X)[2] = (X)[3] = (X)[6] = 0.0;
 (X)[4] = (X)[8] = cos(t);
 (X)[7] = sin(t);
 (X)[5] = -(X)[7];
}
while (0)
```

Definition at line 67 of file rtklib\_rtkcmn.h.

## 11.317.2.2 Ry

```
#define Ry(
 t,
 X)
```

**Value:**

```
do
{
 (X)[4] = 1.0;
 (X)[1] = (X)[3] = (X)[5] = (X)[7] = 0.0;
 (X)[0] = (X)[8] = cos(t);
 (X)[2] = sin(t);
 (X)[6] = -(X)[2];
}
while (0)
```

Definition at line 78 of file rtklib\_rtkcmn.h.

## 11.317.2.3 Rz

```
#define Rz(
 t,
 X)
```

**Value:**

```
do
{
 (X)[8] = 1.0;
 (X)[2] = (X)[5] = (X)[6] = (X)[7] = 0.0;
 (X)[0] = (X)[4] = cos(t);
 (X)[3] = sin(t);
 (X)[1] = -(X)[3];
}
while (0)
```

Definition at line 89 of file rtklib\_rtkcmn.h.

## 11.318 rtklib\_rtkpos.h File Reference

## rtklib ppp-related functions

```
#include "rtklib.h"
#include "rtklib_rtkcmn.h"
```

**Macros**

- **#define IL\_RTK**(s, opt) (NP\_RTK(opt) + (s)-1) /\* ionos (s:satellite no) \*/
- **#define IT\_RTK**(r, opt) (NP\_RTK(opt) + NI\_RTK(opt) + NT\_RTK(opt) / 2 \* (r)) /\* tropos (r:0=rov,1:ref) \*/
- **#define IB\_RTK**(f, opt) (NP\_RTK(opt) + NI\_RTK(opt) + NT\_RTK(opt) + (f)) /\* receiver h/w bias \*/
- **#define IB\_RTK**(s, f, opt) (NR\_RTK(opt) + MAXSAT \* (f) + (s)-1) /\* phase bias (s:satno,f:freq) \*/

## Functions

- int **rtkopenstat** (const char \*file, int level)
- void **rtkclosestat** ()
- void **rtkoutstat** (rtk\_t \*rtk)
- void **swapsolstat** ()
- void **outsolstat** (rtk\_t \*rtk)
- void **errmsg** (rtk\_t \*rtk, const char \*format,...)
- double **sdobs** (const obsd\_t \*obs, int i, int j, int f)
- double **globs\_L1L2** (const obsd\_t \*obs, int i, int j, const double \*lam)
- double **globs\_L1L5** (const obsd\_t \*obs, int i, int j, const double \*lam)
- double **varerr** (int sat, int sys, double el, double bl, double dt, int f, const prcopt\_t \*opt)
- double **baseline** (const double \*ru, const double \*rb, double \*dr)
- void **initx\_rtk** (rtk\_t \*rtk, double xi, double var, int i)
- int **selsat** (const obsd\_t \*obs, const double \*azel, int nu, int nr, const prcopt\_t \*opt, int \*sat, int \*iu, int \*ir)
- void **udpos** (rtk\_t \*rtk, double tt)
- void **udion** (rtk\_t \*rtk, double tt, double bl, const int \*sat, int ns)
- void **udtrop** (rtk\_t \*rtk, double tt, double bl)
- void **udrcvbias** (rtk\_t \*rtk, double tt)
- void **detslp\_ll** (rtk\_t \*rtk, const obsd\_t \*obs, int i, int rcv)
- void **detslp\_gf\_L1L2** (rtk\_t \*rtk, const obsd\_t \*obs, int i, int j, const nav\_t \*nav)
- void **detslp\_gf\_L1L5** (rtk\_t \*rtk, const obsd\_t \*obs, int i, int j, const nav\_t \*nav)
- void **detslp\_dop** (rtk\_t \*rtk, const obsd\_t \*obs, int i, int rcv, const nav\_t \*nav)
- void **udbias** (rtk\_t \*rtk, double tt, const obsd\_t \*obs, const int \*sat, const int \*iu, const int \*ir, int ns, const nav\_t \*nav)
- void **udstate** (rtk\_t \*rtk, const obsd\_t \*obs, const int \*sat, const int \*iu, const int \*ir, int ns, const nav\_t \*nav)
- void **zdres\_sat** (int base, double r, const obsd\_t \*obs, const nav\_t \*nav, const double \*azel, const double \*dant, const prcopt\_t \*opt, double \*y)
- int **zdres** (int base, const obsd\_t \*obs, int n, const double \*rs, const double \*dts, const int \*svh, const nav\_t \*nav, const double \*rr, const prcopt\_t \*opt, int index, double \*y, double \*e, double \*azel)
- int **validobs** (int i, int j, int f, int nf, const double \*y)
- void **ddcov** (const int \*nb, int n, const double \*Ri, const double \*Rj, int nv, double \*R)
- int **constbl** (rtk\_t \*rtk, const double \*x, const double \*P, double \*v, double \*H, double \*Ri, double \*Rj, int index)
- double **prectrop** (gtime\_t time, const double \*pos, int r, const double \*azel, const prcopt\_t \*opt, const double \*x, double \*dtdx)
- double **gloicbcorr** (int sat1, int sat2, const prcopt\_t \*opt, double lam1, double lam2, int f)
- int **test\_sys** (int sys, int m)
- int **ddres** (rtk\_t \*rtk, const nav\_t \*nav, double dt, const double \*x, const double \*P, const int \*sat, double \*y, const double \*e, double \*azel, const int \*iu, const int \*ir, int ns, double \*v, double \*H, double \*R, int \*vflg)
- double **intpres** (gtime\_t time, const obsd\_t \*obs, int n, const nav\_t \*nav, rtk\_t \*rtk, double \*y)
- int **ddmat** (rtk\_t \*rtk, double \*D)
- void **restamb** (rtk\_t \*rtk, const double \*bias, int nb, double \*xa)
- void **holdamb** (rtk\_t \*rtk, const double \*xa)
- int **resamb\_LAMBDA** (rtk\_t \*rtk, double \*bias, double \*xa)
- int **valpos** (rtk\_t \*rtk, const double \*v, const double \*R, const int \*vflg, int nv, double thres)
- int **relpos** (rtk\_t \*rtk, const obsd\_t \*obs, int nu, int nr, const nav\_t \*nav)
- void **rtkinit** (rtk\_t \*rtk, const prcopt\_t \*opt)
- void **rtkfree** (rtk\_t \*rtk)
- int **rtkpos** (rtk\_t \*rtk, const obsd\_t \*obs, int n, const nav\_t \*nav)



## Variables

- const double **VAR\_POS** = std::pow(30.0, 2.0)
- const double **VAR\_VEL** = std::pow(10.0, 2.0)
- const double **VAR\_ACC** = std::pow(10.0, 2.0)
- const double **VAR\_HWBIAS** = std::pow(1.0, 2.0)
- const double **VAR\_GRA** = std::pow(0.001, 2.0)
- const double **INIT\_ZWD** = 0.15
- const double **PRN\_HWBIA** = 1E-6
- const double **MAXAC** = 30.0
- const double **VAR\_HOLDAMB** = 0.001
- const double **TTOL\_MOVEB** = (1.0 + 2 \* [DTTOL](#))

### 11.318.1 Detailed Description

rtklib ppp-related functions

#### Authors

- 2007-2013, T. Takasu
- 2017, Javier Arribas
- 2017, Carles Fernandez

This is a derived work from RTKLIB <http://www.rtklib.com/> The original source code at <https://github.com/tomojitakasu/RTKLIB> is released under the BSD 2-clause license with an additional exclusive clause that does not apply here. This additional clause is reproduced below:

" The software package includes some companion executive binaries or shared libraries necessary to execute APs on Windows. These licenses succeed to the original ones of these software. "

Neither the executive binaries nor the shared libraries are required by, used or included in GNSS-SDR.

Copyright (C) 2007-2013, T. Takasu Copyright (C) 2017, Javier Arribas Copyright (C) 2017, Carles Fernandez All rights reserved.

## 11.319 rtklib\_rtksvr.h File Reference

rtk server functions

```
#include "rtklib.h"
```

## Functions

- void **writesolhead** ([stream\\_t](#) \*stream, const [solopt\\_t](#) \*solopt)
- void **saveoutbuf** ([rtksvr\\_t](#) \*svr, unsigned char \*buff, int n, int index)
- void **writesol** ([rtksvr\\_t](#) \*svr, int index)
- void **updatenav** ([nav\\_t](#) \*nav)
- void **updatefcn** ([rtksvr\\_t](#) \*svr)
- void **updatesvr** ([rtksvr\\_t](#) \*svr, int ret, [obs\\_t](#) \*obs, [nav\\_t](#) \*nav, int sat, [sbsmsg\\_t](#) \*sbsmsg, int index, int iobs)
- int **decoderaw** ([rtksvr\\_t](#) \*svr, int index)
- void **decodefile** ([rtksvr\\_t](#) \*svr, int index)
- void \* **rtksvrthread** (void \*arg)
- int **rtksvrinit** ([rtksvr\\_t](#) \*svr)
- void **rtksvrfree** ([rtksvr\\_t](#) \*svr)
- void **rtksvrlock** ([rtksvr\\_t](#) \*svr)
- void **rtksvrunlock** ([rtksvr\\_t](#) \*svr)
- int **rtksvrstart** ([rtksvr\\_t](#) \*svr, int cycle, int bufsize, int \*strs, char \*\*paths, const int \*formats, int navsel, char \*\*cmds, char \*\*rcvopts, int nmeacycle, int nmeareq, const double \*nmeapos, [prcopt\\_t](#) \*prcopt, [solopt\\_t](#) \*solopt, [stream\\_t](#) \*moni)
- void **rtksvrstop** ([rtksvr\\_t](#) \*svr, char \*\*cmds)
- int **rtksvropenstr** ([rtksvr\\_t](#) \*svr, int index, int str, const char \*path, const [solopt\\_t](#) \*solopt)
- void **rtksvrclosestr** ([rtksvr\\_t](#) \*svr, int index)
- int **rtksvrostat** ([rtksvr\\_t](#) \*svr, int rcv, [gtime\\_t](#) \*time, int \*sat, double \*az, double \*el, int \*\*snr, int \*vsat)
- void **rtksvrsstat** ([rtksvr\\_t](#) \*svr, int \*sstat, char \*msg)

## Variables

- const [solopt\\_t](#) **SOLOPT\_DEFAULT**
- const [prcopt\\_t](#) **PRCOPT\_DEFAULT**

### 11.319.1 Detailed Description

rtk server functions

#### Authors

- 2007-2013, T. Takasu
- 2017, Javier Arribas
- 2017, Carles Fernandez

This is a derived work from RTKLIB <http://www.rtklib.com/> The original source code at <https://github.com/tomojitakasu/RTKLIB> is released under the BSD 2-clause license with an additional exclusive clause that does not apply here. This additional clause is reproduced below:

" The software package includes some companion executive binaries or shared libraries necessary to execute APs on Windows. These licenses succeed to the original ones of these software. "

Neither the executive binaries nor the shared libraries are required by, used or included in GNSS-SDR.

Copyright (C) 2007-2013, T. Takasu Copyright (C) 2017, Javier Arribas Copyright (C) 2017, Carles Fernandez All rights reserved.

SPDX-License-Identifier: BSD-2-Clause

### 11.319.2 Variable Documentation

#### 11.319.2.1 PRCOPT\_DEFAULT

```
const prcopt_t PRCOPT_DEFAULT
```

**Initial value:**

```
= {
 PMODE_SINGLE, 0, 2, SYS_GPS,
 15.0 * D2R, {}, {}, {},
 0, 1, 1, 1,
 5, 0, 10, 1,
 0, 0, 0, 0,
 1, 0, 0, 0, 0,
 0, 0,
 {100.0, 100.0, 100.0},
 {100.0, 0.003, 0.003, 0.0, 1.0},
 {30.0, 0.03, 0.3},
 {1e-4, 1e-3, 1e-4, 1e-1, 1e-2, 0.0},
 5E-12,
 {3.0, 0.9999, 0.25, 0.1, 0.05, 0, 0, 0},
 0.0, 0.0, 0.05,
 30.0, 30.0, 30.0,
 {}, {}, {},
 {"", ""},
 {}, {}, {},
 0, 0, 0, {"", ""}, {}, 0, {}, {}, {}, {}, {}, {}, {}, {}, {}, 0, {}
}
```

Definition at line 49 of file rtklib\_rtksvr.h.

#### 11.319.2.2 SOLOPT\_DEFAULT

```
const solopt_t SOLOPT_DEFAULT
```

**Initial value:**

```
= {
 SOLF_LLH, TIMES_GPST, 1, 3,
 0, 1, 0, 0, 0, 0,
 0, 0, 0,
 {0.0, 0.0},
 " ", " ", 0
}
```

Definition at line 40 of file rtklib\_rtksvr.h.

## 11.320 rtklib\_sbas.h File Reference

sbas functions

```
#include "rtklib.h"
```

## Functions

- char \* **getfield** (char \*p, int pos)
- double **varfcorr** (int udre)
- double **varicorr** (int give)
- double **degfcorr** (int ai)
- int **decode\_sbstype1** (const [sbsmsg\\_t](#) \*msg, [sbssat\\_t](#) \*sbssat)
- int **decode\_sbstype2** (const [sbsmsg\\_t](#) \*msg, [sbssat\\_t](#) \*sbssat)
- int **decode\_sbstype6** (const [sbsmsg\\_t](#) \*msg, [sbssat\\_t](#) \*sbssat)
- int **decode\_sbstype7** (const [sbsmsg\\_t](#) \*msg, [sbssat\\_t](#) \*sbssat)
- int **decode\_sbstype9** (const [sbsmsg\\_t](#) \*msg, [nav\\_t](#) \*nav)
- int **decode\_sbstype18** (const [sbsmsg\\_t](#) \*msg, [sbsion\\_t](#) \*sbsion)
- int **decode\_longcorr0** (const [sbsmsg\\_t](#) \*msg, int p, [sbssat\\_t](#) \*sbssat)
- int **decode\_longcorr1** (const [sbsmsg\\_t](#) \*msg, int p, [sbssat\\_t](#) \*sbssat)
- int **decode\_longcorrh** (const [sbsmsg\\_t](#) \*msg, int p, [sbssat\\_t](#) \*sbssat)
- int **decode\_sbstype24** (const [sbsmsg\\_t](#) \*msg, [sbssat\\_t](#) \*sbssat)
- int **decode\_sbstype25** (const [sbsmsg\\_t](#) \*msg, [sbssat\\_t](#) \*sbssat)
- int **decode\_sbstype26** (const [sbsmsg\\_t](#) \*msg, [sbsion\\_t](#) \*sbsion)
- int **sbsupdatecorr** (const [sbsmsg\\_t](#) \*msg, [nav\\_t](#) \*nav)
- void **readmsgs** (const char \*file, int sel, [gtime\\_t](#) ts, [gtime\\_t](#) te, [sbs\\_t](#) \*sbs)
- int **cmpmsgs** (const void \*p1, const void \*p2)
- int **sbsreadmsgt** (const char \*file, int sel, [gtime\\_t](#) ts, [gtime\\_t](#) te, [sbs\\_t](#) \*sbs)
- int **sbsreadmsg** (const char \*file, int sel, [sbs\\_t](#) \*sbs)
- void **sbsoutmsg** (FILE \*fp, [sbsmsg\\_t](#) \*sbsmsg)
- void **searchigp** ([gtime\\_t](#) time, const double \*pos, const [sbsion\\_t](#) \*ion, const [sbsigp\\_t](#) \*\*igp, double \*x, double \*y)
- int **sbsioncorr** ([gtime\\_t](#) time, const [nav\\_t](#) \*nav, const double \*pos, const double \*azel, double \*delay, double \*var)
- void **getmet** (double lat, double \*met)
- double **sbstropcorr** ([gtime\\_t](#) time, const double \*pos, const double \*azel, double \*var)
- int **sbslongcorr** ([gtime\\_t](#) time, int sat, const [sbssat\\_t](#) \*sbssat, double \*drs, double \*ddts)
- int **sbsfastcorr** ([gtime\\_t](#) time, int sat, const [sbssat\\_t](#) \*sbssat, double \*prc, double \*var)
- int **sbssatcorr** ([gtime\\_t](#) time, int sat, const [nav\\_t](#) \*nav, double \*rs, double \*dts, double \*var)
- int **sbsdecodemsg** ([gtime\\_t](#) time, int prn, const unsigned int \*words, [sbsmsg\\_t](#) \*sbsmsg)

## Variables

- const int **WEEKOFFSET** = 1024
- const [sbsigpband\\_t](#) **IGPBAND1** [9][8]
- const [sbsigpband\\_t](#) **IGPBAND2** [2][5]

### 11.320.1 Detailed Description

sbas functions

## Authors

- 2007-2013, T. Takasu
- 2017, Javier Arribas
- 2017, Carles Fernandez

This is a derived work from RTKLIB <http://www.rtklib.com/> The original source code at <https://github.com/tomojitakasu/RTKLIB> is released under the BSD 2-clause license with an additional exclusive clause that does not apply here. This additional clause is reproduced below:

" The software package includes some companion executive binaries or shared libraries necessary to execute APs on Windows. These licenses succeed to the original ones of these software. "

Neither the executive binaries nor the shared libraries are required by, used or included in GNSS-SDR.

Copyright (C) 2007-2013, T. Takasu Copyright (C) 2017, Javier Arribas Copyright (C) 2017, Carles Fernandez All rights reserved.

SPDX-License-Identifier: BSD-2-Clause

References : [1] RTCA/DO-229C, Minimum operational performance standards for global positioning system/wide area augmentation system airborne equipment, RTCA inc, November 28, 2001 [2] IS-QZSS v.1.1, Quasi-Zenith Satellite System Navigation Service Interface Specification for QZSS, Japan Aerospace Exploration Agency, July 31, 2009

## 11.320.2 Variable Documentation

### 11.320.2.1 IGPBAND1

```
const sbsigband_t IGPBAND1[9][8]
```

#### Initial value:

```
= {
 {{-180, X1, 1, 28}, {-175, X2, 29, 51}, {-170, X3, 52, 78}, {-165, X2, 79, 101},
 {-160, X3, 102, 128}, {-155, X2, 129, 151}, {-150, X3, 152, 178}, {-145, X2, 179, 201}},
 {{-140, X4, 1, 28}, {-135, X2, 29, 51}, {-130, X3, 52, 78}, {-125, X2, 79, 101},
 {-120, X3, 102, 128}, {-115, X2, 129, 151}, {-110, X3, 152, 178}, {-105, X2, 179, 201}},
 {{-100, X3, 1, 27}, {-95, X2, 28, 50}, {-90, X1, 51, 78}, {-85, X2, 79, 101},
 {-80, X3, 102, 128}, {-75, X2, 129, 151}, {-70, X3, 152, 178}, {-65, X2, 179, 201}},
 {{-60, X3, 1, 27}, {-55, X2, 28, 50}, {-50, X4, 51, 78}, {-45, X2, 79, 101},
 {-40, X3, 102, 128}, {-35, X2, 129, 151}, {-30, X3, 152, 178}, {-25, X2, 179, 201}},
 {{-20, X3, 1, 27}, {-15, X2, 28, 50}, {-10, X3, 51, 77}, {-5, X2, 78, 100},
 {0, X1, 101, 128}, {5, X2, 129, 151}, {10, X3, 152, 178}, {15, X2, 179, 201}},
 {{20, X3, 1, 27}, {25, X2, 28, 50}, {30, X3, 51, 77}, {35, X2, 78, 100},
 {40, X4, 101, 128}, {45, X2, 129, 151}, {50, X3, 152, 178}, {55, X2, 179, 201}},
 {{60, X3, 1, 27}, {65, X2, 28, 50}, {70, X3, 51, 77}, {75, X2, 78, 100},
 {80, X3, 101, 127}, {85, X2, 128, 150}, {90, X1, 151, 178}, {95, X2, 179, 201}},
 {{100, X3, 1, 27}, {105, X2, 28, 50}, {110, X3, 51, 77}, {115, X2, 78, 100},
 {120, X3, 101, 127}, {125, X2, 128, 150}, {130, X4, 151, 178}, {135, X2, 179, 201}},
 {{140, X3, 1, 27}, {145, X2, 28, 50}, {150, X3, 51, 77}, {155, X2, 78, 100},
 {160, X3, 101, 127}, {165, X2, 128, 150}, {170, X3, 151, 177}, {175, X2, 178, 200}}}
```

Definition at line 73 of file rtklib\_sbass.h.

### 11.320.2.2 IGPBAND2

```
const sbsigpband_t IGPBAND2[2][5]
```

**Initial value:**

```
= {
 {{60, X5, 1, 72}, {65, X6, 73, 108}, {70, X6, 109, 144}, {75, X6, 145, 180},
 {85, X7, 181, 192}},
 {{-60, X5, 1, 72}, {-65, X6, 73, 108}, {-70, X6, 109, 144}, {-75, X6, 145, 180},
 {-85, X8, 181, 192}}
```

Definition at line 92 of file rtklib\_sbas.h.

## 11.321 rtklib\_solution.h File Reference

solution functions headers

```
#include "rtklib.h"
```

### Macros

- **#define COMMENTH** "%" /\* comment line indicator for solution \*/
- **#define MSG\_DISCONNECT** "\$\_DISCONNECT\r\n" /\* disconnect message \*/

### Functions

- const char \* **opt2sep** (const [solopt\\_t](#) \*opt)
- int **tonum** (char \*buff, const char \*sep, double \*v)
- double **sqvar** (double covar)
- double **dmm2deg** (double dmm)
- void **septime** (double t, double \*t1, double \*t2, double \*t3)
- void **soltocov** (const [sol\\_t](#) \*sol, double \*P)
- void **covtosol** (const double \*P, [sol\\_t](#) \*sol)
- int **decode\_nmearmc** (char \*\*val, int n, [sol\\_t](#) \*sol)
- int **decode\_nmeagga** (char \*\*val, int n, [sol\\_t](#) \*sol)
- int **decode\_nmea** (char \*buff, [sol\\_t](#) \*sol)
- char \* **decode\_soltime** (char \*buff, const [solopt\\_t](#) \*opt, [gtime\\_t](#) \*time)
- int **decode\_solxyz** (char \*buff, const [solopt\\_t](#) \*opt, [sol\\_t](#) \*sol)
- int **decode\_solllh** (char \*buff, const [solopt\\_t](#) \*opt, [sol\\_t](#) \*sol)
- int **decode\_solenu** (char \*buff, const [solopt\\_t](#) \*opt, [sol\\_t](#) \*sol)
- int **decode\_solgsi** (char \*buff, const [solopt\\_t](#) \*opt, [sol\\_t](#) \*sol)
- int **decode\_solpos** (char \*buff, const [solopt\\_t](#) \*opt, [sol\\_t](#) \*sol)
- void **decode\_refpos** (char \*buff, const [solopt\\_t](#) \*opt, double \*rb)
- int **decode\_sol** (char \*buff, const [solopt\\_t](#) \*opt, [sol\\_t](#) \*sol, double \*rb)
- void **decode\_solopt** (char \*buff, [solopt\\_t](#) \*opt)
- void **readsolopt** (FILE \*fp, [solopt\\_t](#) \*opt)
- int **inputsol** (unsigned char data, [gtime\\_t](#) ts, [gtime\\_t](#) te, double tint, int qflag, const [solopt\\_t](#) \*opt, [solbuf\\_t](#) \*solbuf)
- int **readsoldata** (FILE \*fp, [gtime\\_t](#) ts, [gtime\\_t](#) te, double tint, int qflag, const [solopt\\_t](#) \*opt, [solbuf\\_t](#) \*solbuf)

- int **cmpsol** (const void \*p1, const void \*p2)
- int **sort\_solbuf** ([solbuf\\_t](#) \*solbuf)
- int **readsolt** (char \*files[], int nfile, [gtime\\_t](#) ts, [gtime\\_t](#) te, double tint, int qflag, [solbuf\\_t](#) \*solbuf)
- int **readsol** (char \*files[], int nfile, [solbuf\\_t](#) \*sol)
- int **addsol** ([solbuf\\_t](#) \*solbuf, const [sol\\_t](#) \*sol)
- [sol\\_t](#) \* **getsol** ([solbuf\\_t](#) \*solbuf, int index)
- void **initsolbuf** ([solbuf\\_t](#) \*solbuf, int cyclic, int nmax)
- void **freesolbuf** ([solbuf\\_t](#) \*solbuf)
- void **freesolstatbuf** ([solstatbuf\\_t](#) \*solstatbuf)
- int **cmpsolstat** (const void \*p1, const void \*p2)
- int **sort\_solstat** ([solstatbuf\\_t](#) \*statbuf)
- int **decode\_solstat** (char \*buff, [solstat\\_t](#) \*stat)
- void **addsolstat** ([solstatbuf\\_t](#) \*statbuf, const [solstat\\_t](#) \*stat)
- int **readsolstatdata** (FILE \*fp, [gtime\\_t](#) ts, [gtime\\_t](#) te, double tint, [solstatbuf\\_t](#) \*statbuf)
- int **readsolstatt** (char \*files[], int nfile, [gtime\\_t](#) ts, [gtime\\_t](#) te, double tint, [solstatbuf\\_t](#) \*statbuf)
- int **readsolstat** (char \*files[], int nfile, [solstatbuf\\_t](#) \*statbuf)
- int **outecef** (unsigned char \*buff, const char \*s, const [sol\\_t](#) \*sol, const [solopt\\_t](#) \*opt)
- int **outpos** (unsigned char \*buff, const char \*s, const [sol\\_t](#) \*sol, const [solopt\\_t](#) \*opt)
- int **outenu** (unsigned char \*buff, const char \*s, const [sol\\_t](#) \*sol, const double \*rb, const [solopt\\_t](#) \*opt)
- int **outnmea\_rmc** (unsigned char \*buff, const [sol\\_t](#) \*sol)
- int **outnmea\_gga** (unsigned char \*buff, const [sol\\_t](#) \*sol)
- int **outnmea\_gsa** (unsigned char \*buff, const [sol\\_t](#) \*sol, const [ssat\\_t](#) \*ssat)
- int **outnmea\_gsv** (unsigned char \*buff, const [sol\\_t](#) \*sol, const [ssat\\_t](#) \*ssat)
- int **outprcopts** (unsigned char \*buff, const [prcopt\\_t](#) \*opt)
- int **outsolheads** (unsigned char \*buff, const [solopt\\_t](#) \*opt)
- int **outsols** (unsigned char \*buff, const [sol\\_t](#) \*sol, const double \*rb, const [solopt\\_t](#) \*opt)
- int **outsollexs** (unsigned char \*buff, const [sol\\_t](#) \*sol, const [ssat\\_t](#) \*ssat, const [solopt\\_t](#) \*opt)
- void **outprcopt** (FILE \*fp, const [prcopt\\_t](#) \*opt)
- void **outsolhead** (FILE \*fp, const [solopt\\_t](#) \*opt)
- void **outsol** (FILE \*fp, const [sol\\_t](#) \*sol, const double \*rb, const [solopt\\_t](#) \*opt)
- void **outsollex** (FILE \*fp, const [sol\\_t](#) \*sol, const [ssat\\_t](#) \*ssat, const [solopt\\_t](#) \*opt)

### 11.321.1 Detailed Description

solution functions headers

#### Authors

- 2007-2013, T. Takasu
- 2017, Javier Arribas
- 2017, Carles Fernandez

This is a derived work from RTKLIB <http://www.rtklib.com/> The original source code at <https://github.com/tomojitakasu/RTKLIB> is released under the BSD 2-clause license with an additional exclusive clause that does not apply here. This additional clause is reproduced below:

" The software package includes some companion executive binaries or shared libraries necessary to execute APs on Windows. These licenses succeed to the original ones of these software. "

Neither the executive binaries nor the shared libraries are required by, used or included in GNSS-SDR.

Copyright (C) 2007-2013, T. Takasu Copyright (C) 2017, Javier Arribas Copyright (C) 2017, Carles Fernandez All rights reserved.

## 11.322 rtklib\_solver.h File Reference

PVT solver based on rtklib library functions adapted to the GNSS-SDR data flow and structures.

```
#include "beidou_dnav_almanac.h"
#include "beidou_dnav_ephemeris.h"
#include "beidou_dnav_iono.h"
#include "beidou_dnav_utc_model.h"
#include "galileo_almanac.h"
#include "galileo_ephemeris.h"
#include "galileo_iono.h"
#include "galileo_utc_model.h"
#include "glonass_gnav_almanac.h"
#include "glonass_gnav_ephemeris.h"
#include "glonass_gnav_utc_model.h"
#include "gnss_synchro.h"
#include "gps_almanac.h"
#include "gps_cnav_ephemeris.h"
#include "gps_cnav_iono.h"
#include "gps_cnav_utc_model.h"
#include "gps_ephemeris.h"
#include "gps_iono.h"
#include "gps_utc_model.h"
#include "monitor_pvt.h"
#include "pvt_solution.h"
#include "rtklib.h"
#include <array>
#include <fstream>
#include <map>
#include <string>
```

### Classes

- class [Rtklib\\_Solver](#)

*This class implements a PVT solution based on RTKLIB.*

### 11.322.1 Detailed Description

PVT solver based on rtklib library functions adapted to the GNSS-SDR data flow and structures.

#### Authors

- 2017, Javier Arribas
- 2017, Carles Fernandez
- 2007-2013, T. Takasu

This is a derived work from RTKLIB <http://www.rtklib.com/> The original source code at <https://github.com/tomojitakasu/RTKLIB> is released under the BSD 2-clause license with an additional exclusive clause that does not apply here. This additional clause is reproduced below:

" The software package includes some companion executive binaries or shared libraries necessary to execute APs on Windows. These licenses succeed to the original ones of these software. "

Neither the executive binaries nor the shared libraries are required by, used or included in GNSS-SDR.

Copyright (C) 2007-2013, T. Takasu Copyright (C) 2017-2019, Javier Arribas Copyright (C) 2017-2019, Carles Fernandez All rights reserved.

SPDX-License-Identifier: BSD-2-Clause



## 11.323 rtklib\_solver\_dump\_reader.h File Reference

Helper file for unit testing.

```
#include <cstdint>
#include <fstream>
#include <string>
#include <vector>
```

### Classes

- class [Rtklib\\_Solver\\_Dump\\_Reader](#)

### 11.323.1 Detailed Description

Helper file for unit testing.

#### Author

Javier Arribas, 2017. jarribas(at)cttc.es

GNSS-SDR is a Global Navigation Satellite System software-defined receiver. This file is part of GNSS-SDR.

Copyright (C) 2010-2020 (see AUTHORS file for a list of contributors) SPDX-License-Identifier: GPL-3.0-or-later

## 11.324 rtklib\_stream.h File Reference

streaming functions

```
#include "rtklib.h"
```

### Macros

- **#define TINTACT** 200 /\* period for stream active (ms) \*/
- **#define SERIBUFFSIZE** 4096 /\* serial buffer size (bytes) \*/
- **#define TIMETAGH\_LEN** 64 /\* time tag file header length \*/
- **#define MAXCLI** 32 /\* max client connection for tcp svr \*/
- **#define MAXSTATMSG** 32 /\* max length of status message \*/
- **#define VER\_RTKLIB** "2.4.2"
- **#define NTRIP\_AGENT** "RTKLIB/" VER\_RTKLIB
- **#define NTRIP\_CLI\_PORT** 2101 /\* default ntrip-client connection port \*/
- **#define NTRIP\_SVR\_PORT** 80 /\* default ntrip-server connection port \*/
- **#define NTRIP\_MAXRSP** 32768 /\* max size of ntrip response \*/
- **#define NTRIP\_MAXSTR** 256 /\* max length of mountpoint string \*/
- **#define NTRIP\_RSP\_OK\_CLI** "ICY 200 OK\r\n" /\* ntrip response: client \*/
- **#define NTRIP\_RSP\_OK\_SVR** "OK\r\n" /\* ntrip response: server \*/
- **#define NTRIP\_RSP\_SRCTBL** "SOURCETABLE 200 OK\r\n" /\* ntrip response: source table \*/
- **#define NTRIP\_RSP\_TBLEND** "ENDSOURCETABLE"
- **#define NTRIP\_RSP\_HTTP** "HTTP/" /\* ntrip response: http \*/
- **#define NTRIP\_RSP\_ERROR** "ERROR" /\* ntrip response: error \*/
- **#define FTP\_CMD** "wget" /\* ftp/http command \*/
- **#define FTP\_TIMEOUT** 30 /\* ftp/http timeout (s) \*/

## Functions

- [serial\\_t](#) \* **openserial** (const char \*path, int mode, char \*msg)
- void **closeserial** ([serial\\_t](#) \*serial)
- int **readserial** ([serial\\_t](#) \*serial, unsigned char \*buff, int n, char \*msg)
- int **writeserial** ([serial\\_t](#) \*serial, unsigned char \*buff, int n, char \*msg)
- int **stateserial** ([serial\\_t](#) \*serial)
- int **openfile\_** ([file\\_t](#) \*file, [gtime\\_t](#) time, char \*msg)
- void **closefile\_** ([file\\_t](#) \*file)
- [file\\_t](#) \* **openfile** (const char \*path, int mode, char \*msg)
- void **closefile** ([file\\_t](#) \*file)
- void **swapfile** ([file\\_t](#) \*file, [gtime\\_t](#) time, char \*msg)
- void **swapclose** ([file\\_t](#) \*file)
- int **statefile** ([file\\_t](#) \*file)
- int **readfile** ([file\\_t](#) \*file, unsigned char \*buff, int nmax, char \*msg)
- int **writefile** ([file\\_t](#) \*file, unsigned char \*buff, int n, char \*msg)
- void **syncfile** ([file\\_t](#) \*file1, [file\\_t](#) \*file2)
- void **decodetcppath** (const char \*path, char \*addr, char \*port, char \*user, char \*passwd, char \*mntpt, char \*str)
- int **errsock** ()
- int **setsock** (socket\_t sock, char \*msg)
- socket\_t **accept\_nb** (socket\_t sock, struct sockaddr \*addr, socklen\_t \*len)
- int **connect\_nb** (socket\_t sock, struct sockaddr \*addr, socklen\_t len)
- int **recv\_nb** (socket\_t sock, unsigned char \*buff, int n)
- int **send\_nb** (socket\_t sock, unsigned char \*buff, int n)
- int **gentcp** ([tcp\\_t](#) \*tcp, int type, char \*msg)
- void **discontcp** ([tcp\\_t](#) \*tcp, int tcon)
- [tcpsvr\\_t](#) \* **opentcpsvr** (const char \*path, char \*msg)
- void **closetcpsvr** ([tcpsvr\\_t](#) \*tcpsvr)
- void **updatetcpsvr** ([tcpsvr\\_t](#) \*tcpsvr, char \*msg)
- int **accsock** ([tcpsvr\\_t](#) \*tcpsvr, char \*msg)
- int **waittcpsvr** ([tcpsvr\\_t](#) \*tcpsvr, char \*msg)
- int **readtcpsvr** ([tcpsvr\\_t](#) \*tcpsvr, unsigned char \*buff, int n, char \*msg)
- int **writetcpsvr** ([tcpsvr\\_t](#) \*tcpsvr, unsigned char \*buff, int n, char \*msg)
- int **statetcpsvr** ([tcpsvr\\_t](#) \*tcpsvr)
- int **consock** ([tcpcli\\_t](#) \*tcpcli, char \*msg)
- [tcpcli\\_t](#) \* **opentcpcli** (const char \*path, char \*msg)
- void **closetcpcli** ([tcpcli\\_t](#) \*tcpcli)
- int **waittcpcli** ([tcpcli\\_t](#) \*tcpcli, char \*msg)
- int **readtcpcli** ([tcpcli\\_t](#) \*tcpcli, unsigned char \*buff, int n, char \*msg)
- int **writetcpcli** ([tcpcli\\_t](#) \*tcpcli, unsigned char \*buff, int n, char \*msg)
- int **statetcpcli** ([tcpcli\\_t](#) \*tcpcli)
- int **encbase64** (char \*str, const unsigned char \*byte, int n)
- int **reqntrip\_s** ([ntrip\\_t](#) \*ntrip, char \*msg)
- int **reqntrip\_c** ([ntrip\\_t](#) \*ntrip, char \*msg)
- int **rspntrip\_s** ([ntrip\\_t](#) \*ntrip, char \*msg)
- int **rspntrip\_c** ([ntrip\\_t](#) \*ntrip, char \*msg)
- int **waitntrip** ([ntrip\\_t](#) \*ntrip, char \*msg)
- [ntrip\\_t](#) \* **openntrip** (const char \*path, int type, char \*msg)
- void **closetrip** ([ntrip\\_t](#) \*ntrip)
- int **readntrip** ([ntrip\\_t](#) \*ntrip, unsigned char \*buff, int n, char \*msg)
- int **writenrip** ([ntrip\\_t](#) \*ntrip, unsigned char \*buff, int n, char \*msg)
- int **statenrip** ([ntrip\\_t](#) \*ntrip)
- void **decodeftppath** (const char \*path, char \*addr, char \*file, char \*user, char \*passwd, int \*topts)
- [gtime\\_t](#) **nextdltime** (const int \*topts, int stat)

- void \* **ftpthread** (void \*arg)
- **ftp\_t** \* **openftp** (const char \*path, int type, char \*msg)
- void **closeftp** (**ftp\_t** \*ftp)
- int **readftp** (**ftp\_t** \*ftp, unsigned char \*buff, int n, char \*msg)
- int **stateftp** (**ftp\_t** \*ftp)
- void **strinitcom** ()
- void **strinit** (**stream\_t** \*stream)
- int **stropen** (**stream\_t** \*stream, int type, int mode, const char \*path)
- void **strclose** (**stream\_t** \*stream)
- void **strsync** (**stream\_t** \*stream1, **stream\_t** \*stream2)
- void **strlock** (**stream\_t** \*stream)
- void **strunlock** (**stream\_t** \*stream)
- int **stread** (**stream\_t** \*stream, unsigned char \*buff, int n)
- int **strwrite** (**stream\_t** \*stream, unsigned char \*buff, int n)
- int **strstat** (**stream\_t** \*stream, char \*msg)
- void **strsum** (**stream\_t** \*stream, int \*inb, int \*inr, int \*outb, int \*outr)
- void **strsetopt** (const int \*opt)
- void **strsettimeout** (**stream\_t** \*stream, int inactive\_timeout, int tirecon)
- void **strsetdir** (const char \*dir)
- void **strsetproxy** (const char \*addr)
- **gtime\_t** **strgettime** (**stream\_t** \*stream)
- void **strsendnmea** (**stream\_t** \*stream, const double \*pos)
- int **gen\_hex** (const char \*msg, unsigned char \*buff)
- void **strsendcmd** (**stream\_t** \*str, const char \*cmd)

### 11.324.1 Detailed Description

streaming functions

#### Authors

- 2007-2013, T. Takasu
- 2017, Javier Arribas
- 2017, Carles Fernandez

This is a derived work from RTKLIB <http://www.rtklib.com/> The original source code at <https://github.com/tomojitakasu/RTKLIB> is released under the BSD 2-clause license with an additional exclusive clause that does not apply here. This additional clause is reproduced below:

" The software package includes some companion executive binaries or shared libraries necessary to execute APs on Windows. These licenses succeed to the original ones of these software. "

Neither the executive binaries nor the shared libraries are required by, used or included in GNSS-SDR.

Copyright (C) 2007-2013, T. Takasu Copyright (C) 2017, Javier Arribas Copyright (C) 2017, Carles Fernandez All rights reserved.

SPDX-License-Identifier: BSD-2-Clause

## 11.325 rtklib\_tides.h File Reference

Tidal displacement corrections.

```
#include "rtklib.h"
```

### Functions

- void **tide\_pl** (const double \*eu, const double \*rp, double GMp, const double \*pos, double \*dr)
- void **tide\_solid** (const double \*rsun, const double \*rmoon, const double \*pos, const double \*E, double gmst, int opt, double \*dr)
- void **tide\_oload** ([gtime\\_t](#) tut, const double \*odisp, double \*denu)
- void **iers\_mean\_pole** ([gtime\\_t](#) tut, double \*xp\_bar, double \*yp\_bar)
- void **tide\_pole** ([gtime\\_t](#) tut, const double \*pos, const double \*erpv, double \*denu)
- void **tidedisp** ([gtime\\_t](#) tutc, const double \*rr, int opt, const [erp\\_t](#) \*erp, const double \*odisp, double \*dr)

### Variables

- const double **GME** = 3.986004415E+14
- const double **GMS** = 1.327124E+20
- const double **GMM** = 4.902801E+12

### 11.325.1 Detailed Description

Tidal displacement corrections.

#### Authors

- 2015, T. Takasu
- 2017, Javier Arribas
- 2017, Carles Fernandez

This is a derived work from RTKLIB <http://www.rtklib.com/> The original source code at <https://github.com/tomojitakasu/RTKLIB> is released under the BSD 2-clause license with an additional exclusive clause that does not apply here. This additional clause is reproduced below:

" The software package includes some companion executive binaries or shared libraries necessary to execute APs on Windows. These licenses succeed to the original ones of these software. "

Neither the executive binaries nor the shared libraries are required by, used or included in GNSS-SDR.

Copyright (C) 2015, T. Takasu Copyright (C) 2017, Javier Arribas Copyright (C) 2017, Carles Fernandez All rights reserved.

SPDX-License-Identifier: BSD-2-Clause

References: [1] D.D.McCarthy, IERS Technical Note 21, IERS Conventions 1996, July 1996 [2] D.D.McCarthy and G.Petit, IERS Technical Note 32, IERS Conventions 2003, November 2003 [3] D.A.Vallado, Fundamentals of Astrodynamics and Applications 2nd ed, Space Technology Library, 2004 [4] J.Kouba, A Guide to using International GNSS Service (IGS) products, May 2009 [5] G.Petit and B.Luzum (eds), IERS Technical Note No. 36, IERS

## 11.326 rtl\_tcp\_commands.h File Reference

Defines structures and constants for communicating with rtl\_tcp.

```
#include <boost/asio/ip/tcp.hpp>
#include <boost/system/error_code.hpp>
```

### Enumerations

- enum [RTL\\_TCP\\_COMMAND](#) {  
**RTL\_TCP\_SET\_FREQUENCY** = 1, **RTL\_TCP\_SET\_SAMPLE\_RATE** = 2, **RTL\_TCP\_SET\_GAIN\_MODE** = 3, **RTL\_TCP\_SET\_GAIN** = 4,  
**RTL\_TCP\_SET\_IF\_GAIN** = 6, **RTL\_TCP\_SET\_AGC\_MODE** = 8 }  
*Command IDs for configuration rtl\_tcp.*

### Functions

- boost::system::error\_code [rtl\\_tcp\\_command](#) ([RTL\\_TCP\\_COMMAND](#) id, unsigned param, boost::asio::ip::socket &socket)  
*Send a command to rtl\_tcp over the given socket.*

#### 11.326.1 Detailed Description

Defines structures and constants for communicating with rtl\_tcp.

#### Author

Anthony Arnold, 2015. [anthony.arnold@uqconnect.edu.au](mailto:anthony.arnold@uqconnect.edu.au)

This file contains information taken from librtlsdr:

GNSS-SDR is a Global Navigation Satellite System software-defined receiver. This file is part of GNSS-SDR.

Copyright (C) 2010-2020 (see AUTHORS file for a list of contributors) SPDX-License-Identifier: GPL-3.0-or-later

## 11.327 rtl\_tcp\_dongle\_info.h File Reference

Interface for a structure sent by rtl\_tcp defining the hardware.

```
#include <boost/asio/ip/tcp.hpp>
```

### Classes

- class [Rtl\\_Tcp\\_Dongle\\_Info](#)  
*This class represents the dongle information which is sent by rtl\_tcp.*

### 11.327.1 Detailed Description

Interface for a structure sent by rtl\_tcp defining the hardware.

#### Author

Anthony Arnold, 2015. [anthony.arnold@uqconnect.edu.au](mailto:anthony.arnold@uqconnect.edu.au)

This file contains information taken from librtlsdr:

GNSS-SDR is a Global Navigation Satellite System software-defined receiver. This file is part of GNSS-SDR.

Copyright (C) 2010-2020 (see AUTHORS file for a list of contributors) SPDX-License-Identifier: GPL-3.0-or-later

## 11.328 rtl\_tcp\_signal\_source.h File Reference

Signal source which reads from rtl\_tcp. (see <https://osmocom.org/projects/rtl-sdr/wiki> for more information)

```
#include "concurrent_queue.h"
#include "rtl_tcp_signal_source_c.h"
#include "signal_source_base.h"
#include <gnuradio/blocks/deinterleave.h>
#include <gnuradio/blocks/file_sink.h>
#include <gnuradio/blocks/float_to_complex.h>
#include <pmt/pmt.h>
#include <stdexcept>
#include <string>
```

### Classes

- class [RtlTcpSignalSource](#)

*This class reads from rtl\_tcp, which streams interleaved I/Q samples over TCP. (see <https://osmocom.org/projects/rtl-sdr/wiki>)*

### 11.328.1 Detailed Description

Signal source which reads from rtl\_tcp. (see <https://osmocom.org/projects/rtl-sdr/wiki> for more information)

#### Author

Anthony Arnold, 2015. [anthony.arnold@uqconnect.edu.au](mailto:anthony.arnold@uqconnect.edu.au)

GNSS-SDR is a Global Navigation Satellite System software-defined receiver. This file is part of GNSS-SDR.

Copyright (C) 2010-2020 (see AUTHORS file for a list of contributors) SPDX-License-Identifier: GPL-3.0-or-later

## 11.329 rtl\_tcp\_signal\_source\_c.h File Reference

Interface of an rtl\_tcp signal source reader.

```
#include "gnss_block_interface.h"
#include "rtl_tcp_dongle_info.h"
#include <boost/array.hpp>
#include <boost/asio.hpp>
#include <boost/circular_buffer.hpp>
#include <boost/thread/condition.hpp>
#include <boost/thread/mutex.hpp>
#include <gnuradio/sync_block.h>
#include <stdint>
#include <string>
#include <vector>
```

### Classes

- class [rtl\\_tcp\\_signal\\_source\\_c](#)

*This class reads interleaved I/Q samples from an rtl\_tcp server and outputs complex types.*

### Typedefs

- using **rtl\_tcp\_signal\_source\_c\_sptr** = gnss\_shared\_ptr< [rtl\\_tcp\\_signal\\_source\\_c](#) >
- using **b\_io\_context** = boost::asio::io\_service

### Functions

- rtl\_tcp\_signal\_source\_c\_sptr **rtl\_tcp\_make\_signal\_source\_c** (const std::string &address, int16\_t port, bool flip\_iq=false)

#### 11.329.1 Detailed Description

Interface of an rtl\_tcp signal source reader.

#### Author

Anthony Arnold, 2015. [anthony.arnold@uqconnect.edu.au](mailto:anthony.arnold@uqconnect.edu.au)

The implementation of this block is a combination of various helpful sources. The data format and command structure is taken from the original Osmocom rtl\_tcp\_source\_f (<https://git.osmocom.org/gr-osmosdr>). The asynchronous reading code comes from the examples provides by Boost.Asio and the bounded buffer producer-consumer solution is taken from the Boost.CircularBuffer examples (<https://www.boost.org/>).

GNSS-SDR is a Global Navigation Satellite System software-defined receiver. This file is part of GNSS-SDR.

Copyright (C) 2010-2020 (see AUTHORS file for a list of contributors) SPDX-License-Identifier: GPL-3.0-or-later

## 11.330 sbas\_ephemeris.h File Reference

Interface of a SBAS REFERENCE LOCATION storage.

```
#include <ostream>
```

### Classes

- class [Sbas\\_Ephemeris](#)  
*This class stores SBAS SV ephemeris data.*

### 11.330.1 Detailed Description

Interface of a SBAS REFERENCE LOCATION storage.

#### Author

Daniel Fehr, 2013. [daniel.co\(at\)bluewin.ch](mailto:daniel.co(at)bluewin.ch)

GNSS-SDR is a Global Navigation Satellite System software-defined receiver. This file is part of GNSS-SDR.

Copyright (C) 2010-2020 (see AUTHORS file for a list of contributors) SPDX-License-Identifier: GPL-3.0-or-later

## 11.331 sbas\_l1\_telemetry\_decoder.h File Reference

Interface of an adapter of a SBAS telemetry data decoder block to a [TelemetryDecoderInterface](#).

```
#include "gnss_satellite.h"
#include "gnss_synchro.h"
#include "sbas_l1_telemetry_decoder_gs.h"
#include "telemetry_decoder_interface.h"
#include <gnuradio/runtime_types.h>
#include <stddef>
#include <string>
```

### Classes

- class [SbasL1TelemetryDecoder](#)  
*This class implements a NAV data decoder for SBAS frames in L1 radio link.*



### 11.331.1 Detailed Description

Interface of an adapter of a SBAS telemetry data decoder block to a [TelemetryDecoderInterface](#).

#### Author

Daniel Fehr 2013. daniel.co(at)bluewin.ch

GNSS-SDR is a Global Navigation Satellite System software-defined receiver. This file is part of GNSS-SDR.

Copyright (C) 2010-2020 (see AUTHORS file for a list of contributors) SPDX-License-Identifier: GPL-3.0-or-later

## 11.332 sbas\_l1\_telemetry\_decoder\_gs.h File Reference

Interface of a SBAS telemetry data decoder block.

```
#include "gnss_block_interface.h"
#include "gnss_satellite.h"
#include <boost/crc.hpp>
#include <gnuradio/block.h>
#include <gnuradio/types.h>
#include <cstdint>
#include <cstdint>
#include <deque>
#include <fstream>
#include <memory>
#include <string>
#include <utility>
#include <vector>
```

### Classes

- class [sbas\\_l1\\_telemetry\\_decoder\\_gs](#)

*This class implements a block that decodes the SBAS integrity and corrections data defined in RTCA MOPS DO-229.*

### Typedefs

- using **sbas\_l1\_telemetry\_decoder\_gs\_sptr** = gnss\_shared\_ptr< [sbas\\_l1\\_telemetry\\_decoder\\_gs](#) >

### Functions

- sbas\_l1\_telemetry\_decoder\_gs\_sptr **sbas\_l1\_make\_telemetry\_decoder\_gs** (const [Gnss\\_Satellite](#) &satellite, bool dump)

### 11.332.1 Detailed Description

Interface of a SBAS telemetry data decoder block.

#### Author

Daniel Fehr 2013. daniel.co(at)bluewin.ch

GNSS-SDR is a Global Navigation Satellite System software-defined receiver. This file is part of GNSS-SDR.

Copyright (C) 2010-2020 (see AUTHORS file for a list of contributors) SPDX-License-Identifier: GPL-3.0-or-later

## 11.333 serdes\_galileo\_eph.h File Reference

Serialization / Deserialization of [Galileo\\_Ephemeris](#) objects using Protocol Buffers.

```
#include "galileo_ephemeris.h"
#include "galileo_ephemeris.pb.h"
#include <memory>
#include <string>
#include <utility>
```

### Classes

- class [Serdes\\_Galileo\\_Eph](#)

*This class implements serialization and deserialization of [Galileo\\_Ephemeris](#) using Protocol Buffers.*

### 11.333.1 Detailed Description

Serialization / Deserialization of [Galileo\\_Ephemeris](#) objects using Protocol Buffers.

#### Author

Javier Arribas, 2021. jarribas(at)cttc.es

GNSS-SDR is a Global Navigation Satellite System software-defined receiver. This file is part of GNSS-SDR.

Copyright (C) 2010-2021 (see AUTHORS file for a list of contributors) SPDX-License-Identifier: GPL-3.0-or-later

## 11.334 serdes\_gnss\_synchro.h File Reference

Serialization / Deserialization of [Gnss\\_Synchro](#) objects using Protocol Buffers.

```
#include "gnss_synchro.h"
#include "gnss_synchro.pb.h"
#include <array>
#include <string>
#include <utility>
#include <vector>
```

## Classes

- class [Serdes\\_Gnss\\_Synchro](#)

*This class implements serialization and deserialization of [Gnss\\_Synchro](#) objects using Protocol Buffers.*

### 11.334.1 Detailed Description

Serialization / Deserialization of [Gnss\\_Synchro](#) objects using Protocol Buffers.

#### Author

Carles Fernandez-Prades, 2019. cfernandez(at)cttc.es

GNSS-SDR is a Global Navigation Satellite System software-defined receiver. This file is part of GNSS-SDR.

Copyright (C) 2010-2020 (see AUTHORS file for a list of contributors) SPDX-License-Identifier: GPL-3.0-or-later

## 11.335 serdes\_gps\_eph.h File Reference

Serialization / Deserialization of [Gps\\_Ephemeris](#) objects using Protocol Buffers.

```
#include "gps_ephemeris.h"
#include "gps_ephemeris.pb.h"
#include <memory>
#include <string>
#include <utility>
```

## Classes

- class [Serdes\\_Gps\\_Eph](#)

*This class implements serialization and deserialization of [Gps\\_Ephemeris](#) objects using Protocol Buffers.*

### 11.335.1 Detailed Description

Serialization / Deserialization of [Gps\\_Ephemeris](#) objects using Protocol Buffers.

#### Author

Javier Arribas, 2021. jarribas(at)cttc.es

GNSS-SDR is a Global Navigation Satellite System software-defined receiver. This file is part of GNSS-SDR.

Copyright (C) 2010-2021 (see AUTHORS file for a list of contributors) SPDX-License-Identifier: GPL-3.0-or-later

## 11.336 serdes\_monitor\_pvt.h File Reference

Serialization / Deserialization of [Monitor\\_Pvt](#) objects using Protocol Buffers.

```
#include "monitor_pvt.h"
#include "monitor_pvt.pb.h"
#include <memory>
#include <string>
#include <utility>
```

### Classes

- class [Serdes\\_Monitor\\_Pvt](#)

*This class implements serialization and deserialization of [Monitor\\_Pvt](#) objects using Protocol Buffers.*

### 11.336.1 Detailed Description

Serialization / Deserialization of [Monitor\\_Pvt](#) objects using Protocol Buffers.

#### Author

Carles Fernandez-Prades, 2019. cfernandez(at)cttc.es

GNSS-SDR is a Global Navigation Satellite System software-defined receiver. This file is part of GNSS-SDR.

Copyright (C) 2010-2020 (see AUTHORS file for a list of contributors) SPDX-License-Identifier: GPL-3.0-or-later

## 11.337 serdes\_nav\_message.h File Reference

Serialization / Deserialization of [Nav\\_Message\\_Packet](#) objects using Protocol Buffers.

```
#include "nav_message.pb.h"
#include "nav_message_packet.h"
#include <cstdint>
#include <memory>
#include <string>
#include <utility>
```

### Classes

- class [Serdes\\_Nav\\_Message](#)

*This class implements serialization and deserialization of [Nav\\_Message\\_Packet](#) objects using Protocol Buffers.*

### 11.337.1 Detailed Description

Serialization / Deserialization of [Nav\\_Message\\_Packet](#) objects using Protocol Buffers.

#### Author

Carles Fernandez-Prades, 2021. cfernandez(at)cttc.es

GNSS-SDR is a Global Navigation Satellite System software-defined receiver. This file is part of GNSS-SDR.

Copyright (C) 2010-2021 (see AUTHORS file for a list of contributors) SPDX-License-Identifier: GPL-3.0-or-later

## 11.338 short\_x2\_to\_cshort.h File Reference

Adapts two short streams into a `std::complex<short>` stream.

```
#include "gnss_block_interface.h"
#include <gnuradio/sync_block.h>
#include <gnuradio/types.h>
```

### Classes

- class [short\\_x2\\_to\\_cshort](#)  
*This class adapts two short streams into a `std::complex<short>` stream.*

### Typedefs

- using **short\_x2\_to\_cshort\_sptr** = `gnss_shared_ptr< short\_x2\_to\_cshort >`

### Functions

- `short_x2_to_cshort_sptr make_short_x2_to_cshort ()`

### 11.338.1 Detailed Description

Adapts two short streams into a `std::complex<short>` stream.

#### Author

Carles Fernandez Prades, cfernandez(at)cttc.es

GNSS-SDR is a Global Navigation Satellite System software-defined receiver. This file is part of GNSS-SDR.

Copyright (C) 2010-2020 (see AUTHORS file for a list of contributors) SPDX-License-Identifier: GPL-3.0-or-later

## 11.339 signal\_conditioner.h File Reference

It wraps blocks to change data type, filter and resample input data.

```
#include "gnss_block_interface.h"
#include <gnuradio/block.h>
#include <cstdint>
#include <memory>
#include <string>
```

### Classes

- class [SignalConditioner](#)

*This class wraps blocks to change data\_type\_adapter, input\_filter and resampler to be applied to the input flow of sampled signal.*

### 11.339.1 Detailed Description

It wraps blocks to change data type, filter and resample input data.

#### Author

Luis Esteve, 2012. luis(at)epsilon-formacion.com

GNSS-SDR is a Global Navigation Satellite System software-defined receiver. This file is part of GNSS-SDR.

Copyright (C) 2010-2020 (see AUTHORS file for a list of contributors) SPDX-License-Identifier: GPL-3.0-or-later

## 11.340 signal\_generator.h File Reference

Adapter of a class that generates synthesized GNSS signal.

```
#include "concurrent_queue.h"
#include "gnss_block_interface.h"
#include "signal_generator_c.h"
#include <gnuradio/blocks/file_sink.h>
#include <gnuradio/blocks/vector_to_stream.h>
#include <gnuradio/hier_block2.h>
#include <pmt/pmt.h>
#include <memory>
#include <string>
#include <vector>
```

### Classes

- class [SignalGenerator](#)

*This class generates synthesized GNSS signal.*

### 11.340.1 Detailed Description

Adapter of a class that generates synthesized GNSS signal.

#### Author

Marc Molina, 2013. [marc.molina.pena@gmail.com](mailto:marc.molina.pena@gmail.com)

GNSS-SDR is a Global Navigation Satellite System software-defined receiver. This file is part of GNSS-SDR.

Copyright (C) 2010-2020 (see AUTHORS file for a list of contributors) SPDX-License-Identifier: GPL-3.0-or-later

## 11.341 signal\_generator\_c.h File Reference

GNU Radio source block that generates synthesized GNSS signal.

```
#include "gnss_block_interface.h"
#include <gnuradio/block.h>
#include <random>
#include <string>
#include <vector>
```

### Classes

- class [signal\\_generator\\_c](#)  
*This class generates synthesized GNSS signal.*

### Typedefs

- using **signal\_generator\_c\_sptr** = `gnss_shared_ptr< signal\_generator\_c >`

### Functions

- `signal_generator_c_sptr signal\_make\_generator\_c (const std::vector< std::string > &signal1, const std::vector< std::string > &system, const std::vector< unsigned int > &PRN, const std::vector< float > &C/N0_dB, const std::vector< float > &doppler_Hz, const std::vector< unsigned int > &delay_chips, const std::vector< unsigned int > &delay_sec, bool data_flag, bool noise_flag, unsigned int fs_in, unsigned int vector_length, float BW_BB)`  
*Return a shared\_ptr to a new instance of gen\_source.*

### 11.341.1 Detailed Description

GNU Radio source block that generates synthesized GNSS signal.

#### Author

Marc Molina, 2013. [marc.molina.pena@gmail.com](mailto:marc.molina.pena@gmail.com)

GNSS-SDR is a Global Navigation Satellite System software-defined receiver. This file is part of GNSS-SDR.

Copyright (C) 2010-2020 (see AUTHORS file for a list of contributors) SPDX-License-Identifier: GPL-3.0-or-later

## 11.341.2 Function Documentation

### 11.341.2.1 signal\_make\_generator\_c()

```
signal_generator_c_sptr signal_make_generator_c (
 const std::vector< std::string > & signall,
 const std::vector< std::string > & system,
 const std::vector< unsigned int > & PRN,
 const std::vector< float > & CN0_dB,
 const std::vector< float > & doppler_Hz,
 const std::vector< unsigned int > & delay_chips,
 const std::vector< unsigned int > & delay_sec,
 bool data_flag,
 bool noise_flag,
 unsigned int fs_in,
 unsigned int vector_length,
 float BW_BB)
```

Return a shared\_ptr to a new instance of gen\_source.

To avoid accidental use of raw pointers, gen\_source's constructor is private. signal\_make\_generator\_c is the public interface for creating new instances.

## 11.342 signal\_generator\_flags.h File Reference

Helper file for unit testing.

```
#include <gflags/gflags.h>
#include <limits>
#include <string>
```

### Functions

- **DEFINE\_bool** (disable\_generator, false, "Disable the signal generator (a external signal file must be available for the test)")
- **DEFINE\_string** (generator\_binary, std::string(SW\_GENERATOR\_BIN), "Path of software-defined signal generator binary")
- **DEFINE\_string** (rinex\_nav\_file, std::string(DEFAULT\_RINEX\_NAV), "Input RINEX navigation file")
- **DEFINE\_int32** (duration, 100, "Duration of the experiment [in seconds, max = 300]")
- **DEFINE\_string** (static\_position, "30.286502,120.032669,100", "Static receiver position [latitude,longitude,height]")
- **DEFINE\_string** (dynamic\_position, "", "Observer positions file, in .csv or .nmea format")
- **DEFINE\_string** (filename\_rinex\_obs, "sim.16o", "Filename of output RINEX navigation file")
- **DEFINE\_string** (filename\_raw\_data, "signal\_out.bin", "Filename of output raw data file")
- **DEFINE\_int32** (fs\_gen\_sps, 2600000, "Sampling frequency [sps]")
- **DEFINE\_int32** (test\_satellite\_PRN, 1, "PRN of the satellite under test (must be visible during the observation time)")
- **DEFINE\_int32** (test\_satellite\_PRN2, 2, "PRN of the satellite under test (must be visible during the observation time)")
- **DEFINE\_string** (test\_satellite\_PRN\_list, "1,2,3,6,9,10,12,17,20,23,28", "List of PRN of the satellites under test (must be visible during the observation time)")
- **DEFINE\_double** (CN0\_dBHz, std::numeric\_limits< double >::infinity(), "Enable noise generator and set the CN0 [dB-Hz]")



### 11.342.1 Detailed Description

Helper file for unit testing.

#### Author

Carles Fernandez-Prades, 2017. cfernandez(at)cttc.es

GNSS-SDR is a Global Navigation Satellite System software-defined receiver. This file is part of GNSS-SDR.

Copyright (C) 2010-2020 (see AUTHORS file for a list of contributors) SPDX-License-Identifier: GPL-3.0-or-later

## 11.343 signal\_source\_base.h File Reference

Header file of the base class to signal\_source GNSS blocks.

```
#include "signal_source_interface.h"
#include <cstdint>
#include <string>
```

### Classes

- class [SignalSourceBase](#)

### 11.343.1 Detailed Description

Header file of the base class to signal\_source GNSS blocks.

#### Author

Jim Melton, 2020. jim.melton(at)sncorp.com

GNSS-SDR is a Global Navigation Satellite System software-defined receiver. This file is part of GNSS-SDR.

Copyright (C) 2010-2021 (see AUTHORS file for a list of contributors) SPDX-License-Identifier: GPL-3.0-or-later

## 11.344 spir\_file\_signal\_source.h File Reference

Implementation of a class that reads signals samples from a SPIR file and adapts it to a [SignalSourceInterface](#).

```
#include "file_source_base.h"
#include "unpack_intspir_lbit_samples.h"
#include <cstdint>
#include <string>
#include <tuple>
```

## Classes

- class [SpirFileSignalSource](#)

*Class that reads signals samples from a file and adapts it to a [SignalSourceInterface](#).*

### 11.344.1 Detailed Description

Implementation of a class that reads signals samples from a SPIR file and adapts it to a [SignalSourceInterface](#).

#### Author

Fran Fabra, 2014 fabra(at)ice.csic.es

GNSS-SDR is a Global Navigation Satellite System software-defined receiver. This file is part of GNSS-SDR.

Copyright (C) 2010-2021 (see AUTHORS file for a list of contributors) SPDX-License-Identifier: GPL-3.0-or-later

## 11.345 spir\_gss6450\_file\_signal\_source.h File Reference

Implementation of a class that reads signals samples from a SPIR file and adapts it to a [SignalSourceInterface](#).

```
#include "concurrent_queue.h"
#include "gnss_sdr_valve.h"
#include "signal_source_base.h"
#include "unpack_spir_gss6450_samples.h"
#include <gnuradio/blocks/deinterleave.h>
#include <gnuradio/blocks/endian_swap.h>
#include <gnuradio/blocks/file_sink.h>
#include <gnuradio/blocks/file_source.h>
#include <gnuradio/blocks/null_sink.h>
#include <gnuradio/blocks/throttle.h>
#include <gnuradio/hier_block2.h>
#include <pmt/pmt.h>
#include <cstdint>
#include <string>
#include <vector>
```

## Classes

- class [SpirGSS6450FileSignalSource](#)

*Class that reads signals samples from a file and adapts it to a [SignalSourceInterface](#).*

### 11.345.1 Detailed Description

Implementation of a class that reads signals samples from a SPIR file and adapts it to a [SignalSourceInterface](#).

#### Author

Antonio Ramos, 2017 antonio.ramos(at)cttc.es

Copyright (C) 2010-2020 (see AUTHORS file for a list of contributors)

GNSS-SDR is a software defined Global Navigation Satellite Systems receiver

This file is not part of GNSS-SDR.

SPDX-License-Identifier: GPL-3.0-or-later

## 11.346 spirent\_motion\_csv\_dump\_reader.h File Reference

Helper file for unit testing.

```
#include <stdint>
#include <fstream>
#include <string>
#include <vector>
```

### Classes

- class [Spirent\\_Motion\\_Csv\\_Dump\\_Reader](#)

#### 11.346.1 Detailed Description

Helper file for unit testing.

##### Author

Javier Arribas, 2018. jarribas(at)cttc.es

GNSS-SDR is a Global Navigation Satellite System software-defined receiver. This file is part of GNSS-SDR.

Copyright (C) 2010-2020 (see AUTHORS file for a list of contributors) SPDX-License-Identifier: GPL-3.0-or-later

## 11.347 string\_converter.h File Reference

Interface of a class that interprets the contents of a string and converts it into different types.

```
#include <stdint>
#include <string>
```

### Classes

- class [StringConverter](#)  
*Class that interprets the contents of a string and converts it into different types.*

#### 11.347.1 Detailed Description

Interface of a class that interprets the contents of a string and converts it into different types.

##### Author

Carlos Aviles, 2010. carlos.avilesr(at)gmail.com

GNSS-SDR is a Global Navigation Satellite System software-defined receiver. This file is part of GNSS-SDR.

Copyright (C) 2010-2020 (see AUTHORS file for a list of contributors) SPDX-License-Identifier: GPL-3.0-or-later

## 11.348 swift\_common.h File Reference

Common definitions used throughout the libswiftnav library.

```
#include <inttypes.h>
#include <stdbool.h>
#include <stdint.h>
```

### Macros

- **#define ABS(x)**  $((x) < 0 ? -(x) : (x))$
- **#define MIN(x, y)**  $((x) < (y)) ? (x) : (y)$
- **#define MAX(x, y)**  $((x) > (y)) ? (x) : (y)$
- **#define CLAMP\_DIFF(a, b)**  $(MAX((a), (b)) - (b))$

### 11.348.1 Detailed Description

Common definitions used throughout the libswiftnav library.

#### Author

Henry Hallam [henry@swift-nav.com](mailto:henry@swift-nav.com) Fergus Noble [fergus@swift-nav.com](mailto:fergus@swift-nav.com)  
GNSS-SDR is a Global Navigation Satellite System software-defined receiver. This file is part of GNSS-SDR.

This file was originally borrowed from libswiftnav <https://github.com/swift-nav/libswiftnav>, a portable C library implementing GNSS related functions and algorithms, and then modified by J. Arribas and C. Fernandez

Copyright (C) 2012 Swift Navigation Inc. Contact: Henry Hallam [henry@swift-nav.com](mailto:henry@swift-nav.com) Fergus Noble [fergus@swift-nav.com](mailto:fergus@swift-nav.com)

SPDX-License-Identifier: LGPL-3.0-only

## 11.349 tcp\_cmd\_interface.h File Reference

Class that implements a TCP/IP telecommand command line interface for GNSS-SDR.

```
#include "concurrent_queue.h"
#include <pmt/pmt.h>
#include <array>
#include <stdint>
#include <ctime>
#include <functional>
#include <memory>
#include <string>
#include <unordered_map>
#include <vector>
```

## Classes

- class [TcpCmdInterface](#)

### 11.349.1 Detailed Description

Class that implements a TCP/IP telecommand command line interface for GNSS-SDR.

#### Author

Javier Arribas jarribas (at) cttc.es

GNSS-SDR is a Global Navigation Satellite System software-defined receiver. This file is part of GNSS-SDR.

Copyright (C) 2010-2020 (see AUTHORS file for a list of contributors) SPDX-License-Identifier: GPL-3.0-or-later

## 11.350 tcp\_communication.h File Reference

Interface of the TCP communication class.

```
#include "tcp_packet_data.h"
#include <boost/array.hpp>
#include <boost/asio.hpp>
```

## Classes

- class [Tcp\\_Communication](#)  
*TCP communication class.*

## Macros

- #define **NUM\_TX\_VARIABLES\_GALILEO\_E1** 13
- #define **NUM\_TX\_VARIABLES\_GPS\_L1\_CA** 9
- #define **NUM\_RX\_VARIABLES** 4

## Typedefs

- using **b\_io\_context** = boost::asio::io\_service

### 11.350.1 Detailed Description

Interface of the TCP communication class.

#### Author

David Pubill, 2011. dpubill(at)cttc.es

GNSS-SDR is a Global Navigation Satellite System software-defined receiver. This file is part of GNSS-SDR.

Copyright (C) 2010-2020 (see AUTHORS file for a list of contributors) SPDX-License-Identifier: GPL-3.0-or-later

## 11.351 tcp\_packet\_data.h File Reference

Interface of the TCP data packet class.

### Classes

- class [Tcp\\_Packet\\_Data](#)  
*Class that implements a TCP data packet.*

### 11.351.1 Detailed Description

Interface of the TCP data packet class.

#### Author

David Pubill, 2011. dpubill(at)cttc.es

GNSS-SDR is a Global Navigation Satellite System software-defined receiver. This file is part of GNSS-SDR.

Copyright (C) 2010-2020 (see AUTHORS file for a list of contributors) SPDX-License-Identifier: GPL-3.0-or-later

## 11.352 telemetry\_decoder\_interface.h File Reference

This class represents an interface to a telemetry decoder block.

```
#include "gnss_block_interface.h"
#include "gnss_satellite.h"
```

### Classes

- class [TelemetryDecoderInterface](#)  
*This abstract class represents an interface to a navigation GNSS block.*

### 11.352.1 Detailed Description

This class represents an interface to a telemetry decoder block.

#### Author

Javier Arribas, 2011. jarribas(at)cttc.es

Abstract class for telemetry decoders. Since all its methods are virtual, this class cannot be instantiated directly, and a subclass can only be instantiated directly if all inherited pure virtual methods have been implemented by that class or a parent class.

GNSS-SDR is a Global Navigation Satellite System software-defined receiver. This file is part of GNSS-SDR.

Copyright (C) 2010-2020 (see AUTHORS file for a list of contributors) SPDX-License-Identifier: GPL-3.0-or-later

## 11.353 test\_flags.h File Reference

Helper file for unit testing.

```
#include <gflags/gflags.h>
#include <string>
```

### Functions

- **DEFINE\_string** (gnuplot\_executable, "", "Gnuplot binary path")
- **DEFINE\_bool** (plot\_acq\_grid, false, "Plots acquisition grid with gnuplot")
- **DEFINE\_int32** (plot\_decimate, 1, "Decimate plots")

#### 11.353.1 Detailed Description

Helper file for unit testing.

##### Author

Carles Fernandez-Prades, 2017. cfernandez(at)cttc.es

GNSS-SDR is a Global Navigation Satellite System software-defined receiver. This file is part of GNSS-SDR.

Copyright (C) 2010-2020 (see AUTHORS file for a list of contributors) SPDX-License-Identifier: GPL-3.0-or-later

## 11.354 tlm\_conf.h File Reference

Class that contains all the configuration parameters for generic telemetry decoder block.

```
#include "configuration_interface.h"
#include <string>
```

### Classes

- class [Tlm\\_Conf](#)

#### 11.354.1 Detailed Description

Class that contains all the configuration parameters for generic telemetry decoder block.

##### Author

Carles Fernandez, 2020. cfernandez(at)cttc.es

GNSS-SDR is a Global Navigation Satellite System software-defined receiver. This file is part of GNSS-SDR.

Copyright (C) 2010-2020 (see AUTHORS file for a list of contributors) SPDX-License-Identifier: GPL-3.0-or-later

## 11.355 tlm\_crc\_stats.h File Reference

Class that computes the telemetry CRC statistics.

```
#include <cstdint>
#include <fstream>
#include <string>
```

### Classes

- class [Tlm\\_CRC\\_Stats](#)  
*Class that computes the telemetry CRC statistics.*

### 11.355.1 Detailed Description

Class that computes the telemetry CRC statistics.

#### Author

Marc Majoral, 2021. mmajoral(at)cttc.es

GNSS-SDR is a Global Navigation Satellite System software-defined receiver. This file is part of GNSS-SDR.

Copyright (C) 2010-2020 (see AUTHORS file for a list of contributors) SPDX-License-Identifier: GPL-3.0-or-later

## 11.356 tlm\_dump\_reader.h File Reference

Helper file for unit testing.

```
#include <cstdint>
#include <fstream>
#include <string>
#include <vector>
```

### Classes

- class [Tlm\\_Dump\\_Reader](#)

### 11.356.1 Detailed Description

Helper file for unit testing.

#### Author

Javier Arribas, 2017. jarribas(at)cttc.es

GNSS-SDR is a Global Navigation Satellite System software-defined receiver. This file is part of GNSS-SDR.

Copyright (C) 2010-2020 (see AUTHORS file for a list of contributors) SPDX-License-Identifier: GPL-3.0-or-later



## 11.357 tlm\_utils.h File Reference

Utilities for the telemetry decoder blocks.

```
#include <string>
```

### Functions

- int **save\_tlm\_matfile** (const std::string &dumpfile)
- bool **tlm\_remove\_file** (const std::string &file\_to\_remove)

#### 11.357.1 Detailed Description

Utilities for the telemetry decoder blocks.

##### Author

Carles Fernandez, 2020. cfernandez(at)cttc.es

GNSS-SDR is a Global Navigation Satellite System software-defined receiver. This file is part of GNSS-SDR.

Copyright (C) 2010-2020 (see AUTHORS file for a list of contributors) SPDX-License-Identifier: GPL-3.0-or-later

## 11.358 tracking\_2nd\_DLL\_filter.h File Reference

Interface of a 2nd order DLL filter for code tracking loop.

### Classes

- class [Tracking\\_2nd\\_DLL\\_filter](#)  
*This class implements a 2nd order DLL filter for code tracking loop.*

#### 11.358.1 Detailed Description

Interface of a 2nd order DLL filter for code tracking loop.

##### Author

Javier Arribas, 2011. jarribas(at)cttc.es

Class that implements a 2nd order PLL filter for code tracking loop. The algorithm is described in: K.Borre, D.M.↵ Akos, N.Bertelsen, P.Rinder, and S. H. Jensen, A Software-Defined GPS and Galileo Receiver. A Single-Frequency Approach, Birkhauser, 2007, Applied and Numerical Harmonic Analysis.

GNSS-SDR is a Global Navigation Satellite System software-defined receiver. This file is part of GNSS-SDR.

Copyright (C) 2010-2020 (see AUTHORS file for a list of contributors) SPDX-License-Identifier: GPL-3.0-or-later

## 11.359 tracking\_2nd\_PLL\_filter.h File Reference

Interface of a 2nd order PLL filter for carrier tracking loop.

### Classes

- class [Tracking\\_2nd\\_PLL\\_filter](#)

*This class implements a 2nd order PLL filter for carrier tracking loop.*

### 11.359.1 Detailed Description

Interface of a 2nd order PLL filter for carrier tracking loop.

#### Author

Javier Arribas, 2011. jarribas(at)cttc.es

Class that implements 2 order PLL filter for tracking carrier loop. The algorithm is described in K.Borre, D.M.↵ Akos, N.Bertelsen, P.Rinder, and S.H. Jensen, A Software-Defined GPS and Galileo Receiver. A Single-Frequency Approach, Birkhauser, 2007, Applied and Numerical Harmonic Analysis.

GNSS-SDR is a Global Navigation Satellite System software-defined receiver. This file is part of GNSS-SDR.

Copyright (C) 2010-2020 (see AUTHORS file for a list of contributors) SPDX-License-Identifier: GPL-3.0-or-later

## 11.360 tracking\_discriminators.h File Reference

Interface of a library with a set of code tracking and carrier tracking discriminators.

```
#include <gnuradio/gr_complex.h>
#include <cmath>
```

### Functions

- double [fil\\_four\\_quadrant\\_atan](#) (gr\_complex prompt\_s1, gr\_complex prompt\_s2, double t1, double t2)
- double [fil\\_diff\\_atan](#) (gr\_complex prompt\_s1, gr\_complex prompt\_s2, double t1, double t2)
- double [phase\\_unwrap](#) (double phase\_rad)  
*Phase unwrapping function, input is [rad].*
- double [pll\\_four\\_quadrant\\_atan](#) (gr\_complex prompt\_s1)  
*PLL four quadrant arctan discriminator.*
- double [pll\\_cloop\\_two\\_quadrant\\_atan](#) (gr\_complex prompt\_s1)  
*PLL Costas loop two quadrant arctan discriminator.*
- double [dll\\_nc\\_e\\_minus\\_l\\_normalized](#) (gr\_complex early\_s1, gr\_complex late\_s1, float spc=0.5, float slope=1.0, float y\_intercept=1.0)  
*DLL Noncoherent Early minus Late envelope normalized discriminator.*
- double [dll\\_nc\\_vemlp\\_normalized](#) (gr\_complex very\_early\_s1, gr\_complex early\_s1, gr\_complex late\_s1, gr↵\_complex very\_late\_s1)

*DLL Noncoherent Very Early Minus Late Power (VEMLP) normalized discriminator.*

- `template<typename Fun >`  
`double CalculateSlope (Fun &&f, double x)`
- `template<typename Fun >`  
`double CalculateSlopeAbs (Fun &&f, double x)`
- `template<typename Fun >`  
`double GetYIntercept (Fun &&f, double x)`
- `template<typename Fun >`  
`double GetYInterceptAbs (Fun &&f, double x)`
- `template<int M = 1, int N = M>`  
`double SinBocCorrelationFunction (double offset_in_chips)`
- `template<int M = 1, int N = M>`  
`double CosBocCorrelationFunction (double offset_in_chips)`

### 11.360.1 Detailed Description

Interface of a library with a set of code tracking and carrier tracking discriminators.

#### Authors

- Javier Arribas, 2011. jarribas(at)cttc.es
- Luis Esteve, 2012. luis(at)epsilon-formacion.com

Library with a set of code tracking and carrier tracking discriminators that is used by the tracking algorithms.

GNSS-SDR is a Global Navigation Satellite System software-defined receiver. This file is part of GNSS-SDR.

Copyright (C) 2010-2020 (see AUTHORS file for a list of contributors) SPDX-License-Identifier: GPL-3.0-or-later

## 11.361 tracking\_dump\_reader.h File Reference

Helper file for unit testing.

```
#include <cstdint>
#include <fstream>
#include <string>
#include <vector>
```

### Classes

- class [Tracking\\_Dump\\_Reader](#)

### 11.361.1 Detailed Description

Helper file for unit testing.

#### Author

Javier Arribas, 2017. jarribas(at)cttc.es

GNSS-SDR is a Global Navigation Satellite System software-defined receiver. This file is part of GNSS-SDR.

Copyright (C) 2010-2020 (see AUTHORS file for a list of contributors) SPDX-License-Identifier: GPL-3.0-or-later

## 11.362 tracking\_FLL\_PLL\_filter.h File Reference

Interface of a hybrid FLL and PLL filter for tracking carrier loop.

### Classes

- class [Tracking\\_FLL\\_PLL\\_filter](#)  
*This class implements a hybrid FLL and PLL filter for tracking carrier loop.*

### 11.362.1 Detailed Description

Interface of a hybrid FLL and PLL filter for tracking carrier loop.

#### Author

Javier Arribas, 2011. jarribas(at)cttc.es

GNSS-SDR is a Global Navigation Satellite System software-defined receiver. This file is part of GNSS-SDR.

Copyright (C) 2010-2020 (see AUTHORS file for a list of contributors) SPDX-License-Identifier: GPL-3.0-or-later

## 11.363 tracking\_interface.h File Reference

This class represents an interface to a tracking block.

```
#include "gnss_block_interface.h"
#include "gnss_synchro.h"
```

### Classes

- class [Concurrent\\_Queue< Data >](#)  
*This class implements a thread-safe std::queue.*
- class [TrackingInterface](#)  
*This abstract class represents an interface to a tracking block.*

### 11.363.1 Detailed Description

This class represents an interface to a tracking block.

#### Author

Carlos Aviles, 2010. carlos.avilesr(at)gmail.com

Abstract class for tracking interfaces. Since all its methods are virtual, this class cannot be instantiated directly, and a subclass can only be instantiated directly if all inherited pure virtual methods have been implemented by that class or a parent class.

GNSS-SDR is a Global Navigation Satellite System software-defined receiver. This file is part of GNSS-SDR.

Copyright (C) 2010-2020 (see AUTHORS file for a list of contributors) SPDX-License-Identifier: GPL-3.0-or-later

## 11.364 tracking\_loop\_filter.h File Reference

Generic 1st to 3rd order loop filter implementation.

```
#include <vector>
```

### Classes

- class [Tracking\\_loop\\_filter](#)

*This class implements a generic 1st, 2nd or 3rd order loop filter.*

### 11.364.1 Detailed Description

Generic 1st to 3rd order loop filter implementation.

#### Author

Cillian O'Driscoll, 2015. [cillian.odriscoll\(at\)gmail.com](mailto:cillian.odriscoll(at)gmail.com)

Class implementing a generic 1st, 2nd or 3rd order loop filter. Based on the bilinear transform of the standard Wiener filter.

GNSS-SDR is a Global Navigation Satellite System software-defined receiver. This file is part of GNSS-SDR.

Copyright (C) 2010-2020 (see AUTHORS file for a list of contributors) SPDX-License-Identifier: GPL-3.0-or-later

## 11.365 tracking\_tests\_flags.h File Reference

Helper file for unit testing.

```
#include <gflags/gflags.h>
#include <limits>
#include <string>
```

## Functions

- **DEFINE\_string** (trk\_test\_implementation, std::string("GPS\_L1\_CA\_DLL\_PLL\_Tracking"), "Tracking block implementation under test, defaults to GPS\_L1\_CA\_DLL\_PLL\_Tracking")
- **DEFINE\_bool** (enable\_external\_signal\_file, false, "Use an external signal file capture instead of the software-defined signal generator")
- **DEFINE\_double** (external\_signal\_acquisition\_threshold, 2.5, "Threshold for satellite acquisition when external file is used")
- **DEFINE\_int32** (external\_signal\_acquisition\_dwells, 5, "Maximum dwells count for satellite acquisition when external file is used")
- **DEFINE\_double** (external\_signal\_acquisition\_doppler\_max\_hz, 5000.0, "Doppler max for satellite acquisition when external file is used")
- **DEFINE\_double** (external\_signal\_acquisition\_doppler\_step\_hz, 125.0, "Doppler step for satellite acquisition when external file is used")
- **DEFINE\_bool** (use\_acquisition\_resampler, false, "Reduce the sampling rate of the input signal for the acquisition in order to optimize the SNR and decrease the processor load")
- **DEFINE\_string** (signal\_file, std::string("signal\_out.bin"), "Path of the external signal capture file")
- **DEFINE\_double** (CN0\_dBHz\_start, std::numeric\_limits< double >::infinity(), "Enable noise generator and set the CN0 start sweep value [dB-Hz]")
- **DEFINE\_double** (CN0\_dBHz\_stop, std::numeric\_limits< double >::infinity(), "Enable noise generator and set the CN0 stop sweep value [dB-Hz]")
- **DEFINE\_double** (CN0\_dB\_step, 3.0, "Noise generator CN0 sweep step value [dB]")
- **DEFINE\_double** (PLL\_bw\_hz\_start, 20.0, "PLL Wide configuration start sweep value [Hz]")
- **DEFINE\_double** (PLL\_bw\_hz\_stop, 20.0, "PLL Wide configuration stop sweep value [Hz]")
- **DEFINE\_double** (PLL\_bw\_hz\_step, 5.0, "PLL Wide configuration sweep step value [Hz]")
- **DEFINE\_double** (DLL\_bw\_hz\_start, 1.0, "DLL Wide configuration start sweep value [Hz]")
- **DEFINE\_double** (DLL\_bw\_hz\_stop, 1.0, "DLL Wide configuration stop sweep value [Hz]")
- **DEFINE\_double** (DLL\_bw\_hz\_step, 0.25, "DLL Wide configuration sweep step value [Hz]")
- **DEFINE\_double** (fll\_bw\_hz, 4.0, "FLL filter bandwidth [Hz]")
- **DEFINE\_bool** (enable\_fll\_pull\_in, false, "Enable FLL in pull-in phase")
- **DEFINE\_bool** (enable\_fll\_steady\_state, false, "Enable FLL in steady-state phase")
- **DEFINE\_double** (PLL\_narrow\_bw\_hz, 5.0, "PLL Narrow configuration value [Hz]")
- **DEFINE\_double** (DLL\_narrow\_bw\_hz, 0.75, "DLL Narrow configuration value [Hz]")
- **DEFINE\_double** (acq\_Doppler\_error\_hz\_start, 1000.0, "Acquisition Doppler error start sweep value [Hz]")
- **DEFINE\_double** (acq\_Doppler\_error\_hz\_stop, -1000.0, "Acquisition Doppler error stop sweep value [Hz]")
- **DEFINE\_double** (acq\_Doppler\_error\_hz\_step, -50.0, "Acquisition Doppler error sweep step value [Hz]")
- **DEFINE\_double** (acq\_Delay\_error\_chips\_start, 2.0, "Acquisition Code Delay error start sweep value [Chips]")
- **DEFINE\_double** (acq\_Delay\_error\_chips\_stop, -2.0, "Acquisition Code Delay error stop sweep value [Chips]")
- **DEFINE\_double** (acq\_Delay\_error\_chips\_step, -0.1, "Acquisition Code Delay error sweep step value [Chips]")
- **DEFINE\_double** (acq\_to\_trk\_delay\_s, 0.0, "Acquisition to Tracking delay value [s]")
- **DEFINE\_int64** (skip\_samples, 0, "Skip an initial transitory in the processed signal file capture [samples]")
- **DEFINE\_int32** (plot\_detail\_level, 0, "Specify the desired plot detail (0,1,2): 0 - Minimum plots (default) 2 - Plot all tracking parameters")
- **DEFINE\_double** (skip\_trk\_transitory\_s, 1.0, "Skip the initial tracking output signal to avoid transitory results [s]")
- **DEFINE\_int32** (extend\_correlation\_symbols, 1, "Set the tracking coherent correlation to N symbols (up to 20 for GPS L1 C/A)")
- **DEFINE\_int32** (smoother\_length, 10, "Set the moving average size for the carrier phase and code phase in case of high dynamics")
- **DEFINE\_bool** (high\_dyn, false, "Activates the code [resampler](#) and NCO generator for high dynamics")
- **DEFINE\_bool** (plot\_gps\_l1\_tracking\_test, false, "Plots results of GpsL1CADIIPIITrackingTest with gnuplot")

### 11.365.1 Detailed Description

Helper file for unit testing.

#### Author

Javier Arribas, 2018. jarribas(at)cttc.es

GNSS-SDR is a Global Navigation Satellite System software-defined receiver. This file is part of GNSS-SDR.

Copyright (C) 2010-2020 (see AUTHORS file for a list of contributors) SPDX-License-Identifier: GPL-3.0-or-later

## 11.366 tracking\_true\_obs\_reader.h File Reference

Helper file for unit testing.

```
#include <cstdint>
#include <fstream>
#include <string>
#include <vector>
```

#### Classes

- class [Tracking\\_True\\_Obs\\_Reader](#)

### 11.366.1 Detailed Description

Helper file for unit testing.

#### Author

Javier Arribas, 2017. jarribas(at)cttc.es

GNSS-SDR is a Global Navigation Satellite System software-defined receiver. This file is part of GNSS-SDR.

Copyright (C) 2010-2020 (see AUTHORS file for a list of contributors) SPDX-License-Identifier: GPL-3.0-or-later

## 11.367 trackingcmd.h File Reference

Class that stores information to update the GNSS signal tracking estimations.

```
#include <cstdint>
```

## Classes

- class [TrackingCmd](#)

### 11.367.1 Detailed Description

Class that stores information to update the GNSS signal tracking estimations.

#### Author

Javier Arribas, 2021. jarribas(at)cttc.es

GNSS-SDR is a Global Navigation Satellite System software-defined receiver. This file is part of GNSS-SDR.

Copyright (C) 2010-2020 (see AUTHORS file for a list of contributors) SPDX-License-Identifier: GPL-3.0-or-later

## 11.368 true\_observables\_reader.h File Reference

Helper file for unit testing.

```
#include <cstdint>
#include <fstream>
#include <string>
#include <vector>
```

## Classes

- class [True\\_Observables\\_Reader](#)

### 11.368.1 Detailed Description

Helper file for unit testing.

#### Author

Javier Arribas, 2017. jarribas(at)cttc.es

GNSS-SDR is a Global Navigation Satellite System software-defined receiver. This file is part of GNSS-SDR.

Copyright (C) 2010-2020 (see AUTHORS file for a list of contributors) SPDX-License-Identifier: GPL-3.0-or-later



## 11.369 two\_bit\_cpx\_file\_signal\_source.h File Reference

Interface of a class that reads signals samples from a 2 bit complex sampler front-end file and adapts it to a [SignalSourceInterface](#).

```
#include "file_source_base.h"
#include "unpack_byte_2bit_cpx_samples.h"
#include <gnuradio/blocks/interleaved_short_to_complex.h>
#include <cstdio>
#include <string>
#include <tuple>
```

### Classes

- class [TwoBitCpxFileSignalSource](#)

*Class that reads signals samples from a file and adapts it to a [SignalSourceInterface](#).*

### 11.369.1 Detailed Description

Interface of a class that reads signals samples from a 2 bit complex sampler front-end file and adapts it to a [SignalSourceInterface](#).

#### Author

Javier Arribas, 2015 jarribas(at)cttc.es

This class represents a file signal source.

GNSS-SDR is a Global Navigation Satellite System software-defined receiver. This file is part of GNSS-SDR.

Copyright (C) 2010-2021 (see AUTHORS file for a list of contributors) SPDX-License-Identifier: GPL-3.0-or-later

## 11.370 two\_bit\_packed\_file\_signal\_source.h File Reference

Interface of a class that reads signals samples from a file. Each sample is two bits, which are packed into bytes or shorts.

```
#include "file_source_base.h"
#include "unpack_2bit_samples.h"
#include <gnuradio/blocks/interleaved_char_to_complex.h>
#include <cstdio>
#include <string>
#include <tuple>
```

### Classes

- class [TwoBitPackedFileSignalSource](#)

*Class that reads signals samples from a file and adapts it to a [SignalSourceInterface](#).*

### 11.370.1 Detailed Description

Interface of a class that reads signals samples from a file. Each sample is two bits, which are packed into bytes or shorts.

#### Author

Cillian O'Driscoll, 2015 cillian.odriscoll (at) gmail.com

This class represents a file signal source.

GNSS-SDR is a Global Navigation Satellite System software-defined receiver. This file is part of GNSS-SDR.

Copyright (C) 2010-2020 (see AUTHORS file for a list of contributors) SPDX-License-Identifier: GPL-3.0-or-later

### 11.371 uhd\_signal\_source.h File Reference

Interface for the Universal Hardware Driver signal source.

```
#include "concurrent_queue.h"
#include "signal_source_base.h"
#include <gnuradio/blocks/file_sink.h>
#include <gnuradio/hier_block2.h>
#include <gnuradio/uhd/usrp_source.h>
#include <pmt/pmt.h>
#include <cstdint>
#include <string>
#include <vector>
```

#### Classes

- class [UhdSignalSource](#)

*This class reads samples from a UHD device (see <http://code.ettus.com/redmine/ettus/projects/uhd/wiki>)*

### 11.371.1 Detailed Description

Interface for the Universal Hardware Driver signal source.

#### Author

Javier Arribas, 2012. jarribas(at)cttc.es

GNSS-SDR is a Global Navigation Satellite System software-defined receiver. This file is part of GNSS-SDR.

Copyright (C) 2010-2020 (see AUTHORS file for a list of contributors) SPDX-License-Identifier: GPL-3.0-or-later

## 11.372 uio\_fpga.h File Reference

This library contains functions to determine the uio device driver file that corresponds to a hardware accelerator device name in the FPGA.

```
#include <stdint>
#include <string>
```

### Functions

- const std::string **uio\_dir** ("/sys/class/uio/")
- const std::string **uio\_filename** ("uio")
- const std::string **uio\_subdir\_name** ("/name")
- int32\_t **find\_uio\_dev\_file\_name** (std::string &device\_file\_name, const std::string &device\_name, uint32\_t device\_num)

*This function finds the uio device driver device file name out of the device name and the device number.*

### 11.372.1 Detailed Description

This library contains functions to determine the uio device driver file that corresponds to a hardware accelerator device name in the FPGA.

#### Author

Marc Majoral, 2020. mmajoral(at)cttc.es

GNSS-SDR is a Global Navigation Satellite System software-defined receiver. This file is part of GNSS-SDR.

Copyright (C) 2010-2020 (see AUTHORS file for a list of contributors) SPDX-License-Identifier: GPL-3.0-or-later

## 11.373 unpack\_2bit\_samples.h File Reference

Unpacks 2 bit samples samples may be packed in any of the following ways: 1) Into bytes [ item == byte ] 1a) Big endian ordering within the byte 1b) Little endian ordering within the byte 2) Into shorts [ item == short ] 2a) Big endian ordering of bytes, big endian within the byte 2b) Big endian ordering of bytes, little endian within the byte 2c) Little endian ordering of bytes, big endian within the byte 2d) Little endian ordering of bytes, little endian within the byte.

```
#include "gnss_block_interface.h"
#include <gnuradio/sync_interpolator.h>
#include <stdint>
#include <vector>
```

### Classes

- class **unpack\_2bit\_samples**

*This class takes 2 bit samples that have been packed into bytes or shorts as input and generates a byte for each sample. It generates eight times as much data as is input (every two bits become 16 bits)*

## Typedefs

- using **unpack\_2bit\_samples\_sptr** = gnss\_shared\_ptr< [unpack\\_2bit\\_samples](#) >

## Functions

- `unpack_2bit_samples_sptr` **make\_unpack\_2bit\_samples** (bool big\_endian\_bytes, size\_t item\_size, bool big\_endian\_items, bool reverse\_interleaving=false)

### 11.373.1 Detailed Description

Unpacks 2 bit samples samples may be packed in any of the following ways: 1) Into bytes [ item == byte ] 1a) Big endian ordering within the byte 1b) Little endian ordering within the byte 2) Into shorts [ item == short ] 2a) Big endian ordering of bytes, big endian within the byte 2b) Big endian ordering of bytes, little endian within the byte 2c) Little endian ordering of bytes, big endian within the byte 2d) Little endian ordering of bytes, little endian within the byte.

Within a byte the two possibilities look like this: 7 6 5 4 3 2 1 0 : Bit number  $x_{n,1}$   $x_{n,0}$   $x_{n+1,1}$   $x_{n+1,0}$   $x_{n+2,1}$   $x_{n+2,0}$   $x_{n+3,1}$   $x_{n+3,0}$  : Little endian  $x_{n+3,1}$   $x_{n+3,0}$   $x_{n+2,1}$   $x_{n+2,0}$   $x_{n+1,1}$   $x_{n+1,0}$   $x_{n,1}$   $x_{n,0}$  : Big Endian

For a short (uint16\_t) the bytes are either transmitted as follows:

1 0 : Byte number Byte\_n Byte\_n+1 : Little endian Byte\_n+1 Byte\_n : Bit endian

The two bit values are assumed to have the following mapping:

$x_1$   $x_0$  Value 0 0 +1 0 1 +3 1 0 -3 1 1 -1

Letting  $x$  denote the two's complement interpretation of  $x_1$   $x_0$ , then:

Value =  $2 \cdot x + 1$

We want to output the data in the order:

Value\_0, Value\_1, Value\_2, ..., Value\_n, Value\_n+1, Value\_n+2, ...

#### Author

Cillian O'Driscoll cillian.odriscoll (at) gmail . com

GNSS-SDR is a Global Navigation Satellite System software-defined receiver. This file is part of GNSS-SDR.

Copyright (C) 2010-2020 (see AUTHORS file for a list of contributors) SPDX-License-Identifier: GPL-3.0-or-later

### 11.374 unpack\_byte\_2bit\_cpx\_samples.h File Reference

Unpacks byte samples to 2 bits complex samples. Packing Order Most Significant Nibble - Sample n Least Significant Nibble - Sample n+1 Packing order in Nibble Q1 Q0 I1 I0.

```
#include "gnss_block_interface.h"
#include <gnuradio/sync_interpolator.h>
```

## Classes

- class [unpack\\_byte\\_2bit\\_cpx\\_samples](#)

*This class implements conversion between byte packet samples to 2bit\_cpx samples 1 byte = 2 x complex 2bit I, + 2bit Q samples.*

## Typedefs

- using **unpack\_byte\_2bit\_cpx\_samples\_sptr** = gnss\_shared\_ptr< [unpack\\_byte\\_2bit\\_cpx\\_samples](#) >

## Functions

- `unpack_byte_2bit_cpx_samples_sptr make_unpack_byte_2bit_cpx_samples ()`

### 11.374.1 Detailed Description

Unpacks byte samples to 2 bits complex samples. Packing Order Most Significant Nibble - Sample n Least Significant Nibble - Sample n+1 Packing order in Nibble Q1 Q0 I1 I0.

#### Author

Javier Arribas jarribas (at) cttc.es

GNSS-SDR is a Global Navigation Satellite System software-defined receiver. This file is part of GNSS-SDR.

Copyright (C) 2010-2020 (see AUTHORS file for a list of contributors) SPDX-License-Identifier: GPL-3.0-or-later

## 11.375 unpack\_byte\_2bit\_samples.h File Reference

Unpacks byte samples to NSR 2 bits samples.

```
#include "gnss_block_interface.h"
#include <gnuradio/sync_interpolator.h>
```

## Classes

- class [unpack\\_byte\\_2bit\\_samples](#)

*This class implements conversion between byte packet samples to 2bit samples 1 byte = 4 2bit samples.*

## Typedefs

- using **unpack\_byte\_2bit\_samples\_sptr** = gnss\_shared\_ptr< [unpack\\_byte\\_2bit\\_samples](#) >

## Functions

- `unpack_byte_2bit_samples_sptr make_unpack_byte_2bit_samples ()`

### 11.375.1 Detailed Description

Unpacks byte samples to NSR 2 bits samples.

#### Author

Javier Arribas jarribas (at) ctct.es

GNSS-SDR is a Global Navigation Satellite System software-defined receiver. This file is part of GNSS-SDR.

Copyright (C) 2010-2020 (see AUTHORS file for a list of contributors) SPDX-License-Identifier: GPL-3.0-or-later

## 11.376 unpack\_byte\_4bit\_samples.h File Reference

Unpacks byte samples to 4 bits samples. Packing Order Packing order in Nibble I0 I1 I2 I3 I0 I1 I2 I3.

```
#include <gnuradio/sync_interpolator.h>
#include <memory>
```

## Classes

- class [unpack\\_byte\\_4bit\\_samples](#)

*This class implements conversion between byte packet samples to 4bit\_cpx samples 1 byte = 1 x complex 4bit I, + 4bit Q samples.*

## Typedefs

- using `unpack_byte_4bit_samples_sptr` = `std::shared_ptr< unpack\_byte\_4bit\_samples >`

## Functions

- `unpack_byte_4bit_samples_sptr make_unpack_byte_4bit_samples ()`

### 11.376.1 Detailed Description

Unpacks byte samples to 4 bits samples. Packing Order Packing order in Nibble I0 I1 I2 I3 I0 I1 I2 I3.

#### Author

Javier Arribas jarribas (at) ctct.es

GNSS-SDR is a Global Navigation Satellite System software-defined receiver. This file is part of GNSS-SDR.

Copyright (C) 2010-2020 (see AUTHORS file for a list of contributors) SPDX-License-Identifier: GPL-3.0-or-later

## 11.377 unpack\_intspir\_1bit\_samples.h File Reference

Unpacks SPIR int samples to NSR 1 bit samples.

```
#include "gnss_block_interface.h"
#include <gnuradio/sync_interpolator.h>
```

### Classes

- class [unpack\\_intspir\\_1bit\\_samples](#)

*This class implements conversion between byte packet samples to 2bit samples 1 byte = 4 2bit samples.*

### Typedefs

- using **unpack\_intspir\_1bit\_samples\_sptr** = gnss\_shared\_ptr< [unpack\\_intspir\\_1bit\\_samples](#) >

### Functions

- `unpack_intspir_1bit_samples_sptr` **make\_unpack\_intspir\_1bit\_samples** ()

#### 11.377.1 Detailed Description

Unpacks SPIR int samples to NSR 1 bit samples.

#### Author

Fran Fabra fabra (at) ice.csic.es

GNSS-SDR is a Global Navigation Satellite System software-defined receiver. This file is not part of GNSS-SDR.

Copyright (C) 2010-2020 (see AUTHORS file for a list of contributors) SPDX-License-Identifier: GPL-3.0-or-later

## 11.378 unpack\_spir\_gss6450\_samples.h File Reference

Unpacks SPIR int samples.

```
#include "gnss_block_interface.h"
#include <gnuradio/sync_interpolator.h>
```

### Classes

- class [unpack\\_spir\\_gss6450\\_samples](#)

## Typedefs

- using **unpack\_spir\_gss6450\_samples\_sptr** = gnss\_shared\_ptr< [unpack\\_spir\\_gss6450\\_samples](#) >

## Functions

- `unpack_spir_gss6450_samples_sptr` **make\_unpack\_spir\_gss6450\_samples** (int adc\_nbit\_)

### 11.378.1 Detailed Description

Unpacks SPIR int samples.

#### Author

Antonio Ramos, antonio.ramos(at)cttc.es  
Javier Arribas jarribas (at) cttc.es

GNSS-SDR is a Global Navigation Satellite System software-defined receiver. This file is not part of GNSS-SDR.

Copyright (C) 2010-2020 (see AUTHORS file for a list of contributors) SPDX-License-Identifier: GPL-3.0-or-later

### 11.379 viterbi\_decoder.h File Reference

Class that implements a Viterbi decoder.

```
#include <array>
#include <cstdint>
#include <vector>
```

## Classes

- class [Viterbi\\_Decoder](#)  
*Class that implements a Viterbi decoder.*

### 11.379.1 Detailed Description

Class that implements a Viterbi decoder.

#### Author

Carles Fernandez, 2021. cfernandez(at)cttc.es

GNSS-SDR is a Global Navigation Satellite System software-defined receiver. This file is part of GNSS-SDR.

Copyright (C) 2010-2021 (see AUTHORS file for a list of contributors) SPDX-License-Identifier: GPL-3.0-or-later



## 11.380 viterbi\_decoder\_sbas.h File Reference

Interface of a Viterbi decoder class based on the Iterative Solutions Coded Modulation Library by Matthew C. Valenti.

```
#include <cstdlib>
#include <deque>
#include <vector>
```

### Classes

- class [Viterbi\\_Decoder\\_Sbas](#)  
*Class that implements a Viterbi decoder.*

### 11.380.1 Detailed Description

Interface of a Viterbi decoder class based on the Iterative Solutions Coded Modulation Library by Matthew C. Valenti.

#### Author

Daniel Fehr 2013. [daniel.co\(at\)bluewin.ch](mailto:daniel.co(at)bluewin.ch)

GNSS-SDR is a Global Navigation Satellite System software-defined receiver. This file is part of GNSS-SDR.

Copyright (C) 2010-2020 (see AUTHORS file for a list of contributors) SPDX-License-Identifier: GPL-3.0-or-later



# Index

- ~Acquisition\_msg\_rx
  - Acquisition\_msg\_rx, [296](#)
- ~An\_Packet\_Printer
  - An\_Packet\_Printer, [303](#)
- ~ArraySignalConditioner
  - ArraySignalConditioner, [305](#)
- ~Channel
  - Channel, [343](#)
- ~ControlThread
  - ControlThread, [365](#)
- ~Exponential\_Smoother
  - Exponential\_Smoother, [382](#)
- ~FirFilter
  - FirFilter, [396](#)
- ~Fpga\_Acquisition
  - Fpga\_Acquisition, [400](#)
- ~Fpga\_Multicorrelator\_8sc
  - Fpga\_Multicorrelator\_8sc, [408](#)
- ~Fpga\_Switch
  - Fpga\_Switch, [412](#)
- ~Fpga\_buffer\_monitor
  - Fpga\_buffer\_monitor, [404](#)
- ~Fpga\_dynamic\_bit\_selection
  - Fpga\_dynamic\_bit\_selection, [406](#)
- ~GNSSFlowgraph
  - GNSSFlowgraph, [651](#)
- ~GalileoE1DIIPIIVemlTrackingFpga
  - GalileoE1DIIPIIVemlTrackingFpga, [462](#)
- ~GalileoE1PcpsAmbiguousAcquisitionFpga
  - GalileoE1PcpsAmbiguousAcquisitionFpga, [475](#)
- ~GalileoE5aDIIPIITrackingFpga
  - GalileoE5aDIIPIITrackingFpga, [497](#)
- ~GalileoE5aPcpsAcquisitionFpga
  - GalileoE5aPcpsAcquisitionFpga, [510](#)
- ~GalileoE5bPcpsAcquisition
  - GalileoE5bPcpsAcquisition, [521](#)
- ~GalileoE5bPcpsAcquisitionFpga
  - GalileoE5bPcpsAcquisitionFpga, [527](#)
- ~Gnss\_Satellite
  - Gnss\_Satellite, [621](#)
- ~Gnss\_Synchro
  - Gnss\_Synchro, [638](#)
- ~GpsL1CaDIIPIITrackingFpga
  - GpsL1CaDIIPIITrackingFpga, [700](#)
- ~GpsL1CaPcpsAcquisitionFpga
  - GpsL1CaPcpsAcquisitionFpga, [719](#)
- ~GpsL5DIIPIITrackingFpga
  - GpsL5DIIPIITrackingFpga, [760](#)
- ~GpsL5iPcpsAcquisitionFpga
  - GpsL5iPcpsAcquisitionFpga, [769](#)
- ~Nav\_Message\_Packet
  - Nav\_Message\_Packet, [804](#)
- ~Nmea\_Printer
  - Nmea\_Printer, [810](#)
- ~Rinex\_Printer
  - Rinex\_Printer, [880](#)
- ~Rtcm\_Printer
  - Rtcm\_Printer, [900](#)
- ~SignalConditioner
  - SignalConditioner, [940](#)
- ~beidou\_b1i\_telemetry\_decoder\_gs
  - beidou\_b1i\_telemetry\_decoder\_gs, [309](#)
- ~beidou\_b3i\_telemetry\_decoder\_gs
  - beidou\_b3i\_telemetry\_decoder\_gs, [311](#)
- ~channel\_msg\_receiver\_cc
  - channel\_msg\_receiver\_cc, [346](#)
- ~channel\_status\_msg\_receiver
  - channel\_status\_msg\_receiver, [347](#)
- ~dll\_pll\_veml\_tracking\_fpga
  - dll\_pll\_veml\_tracking\_fpga, [378](#)
- ~galileo\_e5a\_noncoherentIQ\_acquisition\_caf\_cc
  - galileo\_e5a\_noncoherentIQ\_acquisition\_caf\_cc, [421](#)
- ~galileo\_e6\_has\_msg\_receiver
  - galileo\_e6\_has\_msg\_receiver, [426](#)
- ~galileo\_pcps\_8ms\_acquisition\_cc
  - galileo\_pcps\_8ms\_acquisition\_cc, [446](#)
- ~glonass\_l1\_ca\_telemetry\_decoder\_gs
  - glonass\_l1\_ca\_telemetry\_decoder\_gs, [578](#)
- ~glonass\_l2\_ca\_telemetry\_decoder\_gs
  - glonass\_l2\_ca\_telemetry\_decoder\_gs, [582](#)
- ~gnss\_synchro\_monitor
  - gnss\_synchro\_monitor, [647](#)
- ~nav\_message\_monitor
  - nav\_message\_monitor, [803](#)
- ~pcps\_acquisition\_fine\_doppler\_cc
  - pcps\_acquisition\_fine\_doppler\_cc, [826](#)
- ~pcps\_acquisition\_fpga
  - pcps\_acquisition\_fpga, [832](#)
- ~pcps\_assisted\_acquisition\_cc
  - pcps\_assisted\_acquisition\_cc, [838](#)
- ~pcps\_cccwsr\_acquisition\_cc
  - pcps\_cccwsr\_acquisition\_cc, [843](#)
- ~pcps\_openc1\_acquisition\_cc
  - pcps\_openc1\_acquisition\_cc, [848](#)
- ~pcps\_quicksync\_acquisition\_cc
  - pcps\_quicksync\_acquisition\_cc, [853](#)
- ~pcps\_tong\_acquisition\_cc

- pcps\_tong\_acquisition\_cc, [858](#)
- ~rtklib\_pvt\_gs
  - rtklib\_pvt\_gs, [907](#)
- A0
  - Gps\_Utc\_Model, [694](#)
- A0\_GAL
  - Beidou\_Dnav\_Utc\_Model, [324](#)
- A0\_GLO
  - Beidou\_Dnav\_Utc\_Model, [324](#)
- A0\_GPS
  - Beidou\_Dnav\_Utc\_Model, [324](#)
- A0\_UTC
  - Beidou\_Dnav\_Utc\_Model, [324](#)
- A1
  - Gps\_Utc\_Model, [695](#)
- A1\_GAL
  - Beidou\_Dnav\_Utc\_Model, [324](#)
- A1\_GLO
  - Beidou\_Dnav\_Utc\_Model, [324](#)
- A1\_GPS
  - Beidou\_Dnav\_Utc\_Model, [325](#)
- A1\_UTC
  - Beidou\_Dnav\_Utc\_Model, [325](#)
- A2
  - Gps\_Utc\_Model, [695](#)
- ALPHA\_0
  - core\_system\_parameters, [232](#)
- AODC
  - Beidou\_Dnav\_Ephemeris, [316](#)
- AODE
  - Beidou\_Dnav\_Ephemeris, [316](#)
- AODO
  - Beidou\_Dnav\_Ephemeris, [316](#)
  - Gps\_Ephemeris, [675](#)
- ARMODE\_CONT
  - algorithms\_libs\_rtklib, [131](#)
- ARMODE\_FIXHOLD
  - algorithms\_libs\_rtklib, [131](#)
- ARMODE\_INST
  - algorithms\_libs\_rtklib, [131](#)
- ARMODE\_OFF
  - algorithms\_libs\_rtklib, [131](#)
- ARMODE\_PPPAR\_ILS
  - algorithms\_libs\_rtklib, [131](#)
- ARMODE\_PPPAR
  - algorithms\_libs\_rtklib, [131](#)
- AS2R
  - core\_system\_parameters, [232](#)
- AS\_status
  - Gps\_Almanac, [662](#)
- Acq\_Conf, [293](#)
- acq\_conf.h, [985](#)
- Acq\_delay\_samples
  - Gnss\_Synchro, [640](#)
- Acq\_doppler\_hz
  - Gnss\_Synchro, [640](#)
- Acq\_doppler\_step
  - Gnss\_Synchro, [640](#)
- Acq\_samplestamp\_samples
  - Gnss\_Synchro, [640](#)
- Acquisition, [71](#)
- Acquisition\_Dump\_Reader, [294](#)
  - Acquisition\_Dump\_Reader, [294](#), [295](#)
  - operator=, [295](#)
- acquisition\_adapters, [72](#)
- acquisition\_dump\_reader.h, [985](#)
- acquisition\_gr\_blocks, [74](#)
- acquisition\_interface.h, [986](#)
- acquisition\_libs, [76](#)
- acquisition\_manager
  - GNSSFlowgraph, [652](#)
- Acquisition\_msg\_rx, [295](#)
  - ~Acquisition\_msg\_rx, [296](#)
- acquisition\_msg\_rx.h, [987](#)
- AcquisitionInterface, [297](#)
- ad9361\_fpga\_signal\_source.h, [987](#)
- ad9361\_manager.h, [988](#)
- Ad9361FpgaSignalSource, [298](#)
  - start, [299](#)
- Adot
  - Gps\_CNAV\_Ephemeris, [665](#)
- af0
  - Gnss\_Almanac, [605](#)
  - Gnss\_Ephemeris, [611](#)
- af0red
  - Galileo\_Reduced\_CED, [451](#)
- af1
  - Gnss\_Almanac, [605](#)
  - Gnss\_Ephemeris, [611](#)
- af1red
  - Galileo\_Reduced\_CED, [452](#)
- af2
  - Gnss\_Ephemeris, [612](#)
- Agnss\_Ref\_Location, [299](#)
  - Agnss\_Ref\_Location, [299](#)
  - serialize, [300](#)
- Agnss\_Ref\_Time, [300](#)
  - Agnss\_Ref\_Time, [301](#)
  - serialize, [301](#)
- agnss\_ref\_location.h, [989](#)
- agnss\_ref\_time.h, [990](#)
- ai0
  - Galileo\_Iono, [442](#)
- ai1
  - Galileo\_Iono, [442](#)
- ai2
  - Galileo\_Iono, [442](#)
- alert
  - cnav\_msg\_t, [353](#)
- alert\_flag
  - Beidou\_Dnav\_Ephemeris, [315](#)
  - Gps\_CNAV\_Ephemeris, [665](#)
  - Gps\_Ephemeris, [675](#)
- Algorithms Common Library, [88](#)
- algorithms\_libs, [89](#)
  - at, [94](#)

- back, 94
- beidou\_b1i\_code\_gen\_complex, 94
- beidou\_b1i\_code\_gen\_complex\_sampled, 94
- beidou\_b1i\_code\_gen\_float, 94
- beidou\_b1i\_code\_gen\_int, 95
- beidou\_b3i\_code\_gen\_complex, 95
- beidou\_b3i\_code\_gen\_complex\_sampled, 95
- beidou\_b3i\_code\_gen\_float, 95
- beidou\_b3i\_code\_gen\_int, 95
- cart2geo, 96
- cart2utm, 96
- clear, 96
- clksin, 96
- clsin, 97
- complex\_exp\_gen, 97
- complex\_exp\_gen\_conj, 97
- findUtmZone, 97
- front, 98
- galileo\_e1\_code\_gen\_complex\_sampled, 98
- galileo\_e1\_code\_gen\_float\_sampled, 98, 99
- galileo\_e1\_code\_gen\_sinboc11\_float, 99
- galileo\_e5\_a\_code\_gen\_complex\_primary, 99
- galileo\_e5\_a\_code\_gen\_complex\_sampled, 99
- galileo\_e5\_b\_code\_gen\_complex\_primary, 100
- galileo\_e5\_b\_code\_gen\_complex\_sampled, 100
- galileo\_e6\_b\_code\_gen\_complex\_primary, 100
- galileo\_e6\_b\_code\_gen\_complex\_sampled, 100
- galileo\_e6\_b\_code\_gen\_float\_primary, 101
- galileo\_e6\_c\_code\_gen\_complex\_primary, 101
- galileo\_e6\_c\_code\_gen\_complex\_sampled, 101
- galileo\_e6\_c\_code\_gen\_float\_primary, 101
- galileo\_e6\_c\_secondary\_code, 101
- galileo\_e6\_c\_secondary\_code\_gen\_complex, 102
- galileo\_e6\_c\_secondary\_code\_gen\_float, 102
- Geo\_to\_ECEF, 102
- get, 102
- glonass\_l1\_ca\_code\_gen\_complex, 103
- glonass\_l1\_ca\_code\_gen\_complex\_sampled, 103
- glonass\_l2\_ca\_code\_gen\_complex, 103
- glonass\_l2\_ca\_code\_gen\_complex\_sampled, 103
- Gnss\_circular\_deque, 103, 104
- gps\_l1\_ca\_code\_gen\_complex, 104
- gps\_l1\_ca\_code\_gen\_complex\_sampled, 104
- gps\_l1\_ca\_code\_gen\_float, 104
- gps\_l1\_ca\_code\_gen\_int, 105
- gps\_l2c\_m\_code\_gen\_complex, 105
- gps\_l2c\_m\_code\_gen\_complex\_sampled, 105
- gps\_l2c\_m\_code\_gen\_float, 105
- gps\_l5i\_code\_gen\_complex, 105
- gps\_l5i\_code\_gen\_complex\_sampled, 106
- gps\_l5i\_code\_gen\_float, 106
- gps\_l5q\_code\_gen\_complex, 106
- gps\_l5q\_code\_gen\_complex\_sampled, 106
- gps\_l5q\_code\_gen\_float, 106
- Gravity\_ECEF, 107
- great\_circle\_distance, 107
- hex\_to\_binary\_converter, 107
- hex\_to\_binary\_string, 107
- item\_type\_is\_complex, 107
- item\_type\_size, 108
- item\_type\_valid, 108
- make\_vector\_converter, 108
- pop\_front, 109
- push\_back, 109
- pv\_Geo\_to\_ECEF, 109
- resampler, 109, 110
- reset, 110
- size, 110
- Skew\_symmetric, 111
- togeod, 111
- topocent, 111
- algorithms\_libs\_rtklib, 119
  - ARMODE\_CONT, 131
  - ARMODE\_FIXHOLD, 131
  - ARMODE\_INST, 131
  - ARMODE\_OFF, 131
  - ARMODE\_PPPAR\_ILS, 131
  - ARMODE\_PPPAR, 131
  - CHISQR, 132
  - DTTOL, 132
  - EFACT\_BDS, 132
  - EFACT\_GAL, 132
  - EFACT\_GLO, 133
  - EFACT\_GPS, 133
  - EFACT\_IRN, 133
  - EFACT\_QZS, 133
  - EFACT\_SBS, 133
  - EPHOPT\_BRDC, 134
  - EPHOPT\_LEX, 134
  - EPHOPT\_PREC, 134
  - EPHOPT\_SBAS, 134
  - EPHOPT\_SSRAPC, 134
  - EPHOPT\_SSRCOM, 135
  - ERR\_BRDCI, 135
  - ERR\_CBIAS, 135
  - ERR\_SAAS, 135
  - eph\_to\_rtklib, 130
  - FE\_WGS84, 135
  - FTP\_TIMEOUT, 136
  - fatalfunc\_t, 130
  - GAP\_RESION, 136
  - HION, 136
  - INT\_SWAP\_STAT, 136
  - INT\_SWAP\_TRAC, 136
  - IONOOPT\_BRDC, 137
  - IONOOPT\_EST, 137
  - IONOOPT\_IFLC, 137
  - IONOOPT\_LEX, 137
  - IONOOPT\_OFF, 137
  - IONOOPT\_QZS, 138
  - IONOOPT\_SBAS, 138
  - IONOOPT\_STEC, 138
  - IONOOPT\_TEC, 138
  - LAM\_CARR, 138
  - MAXANT, 139
  - MAXBAND, 139

- MAXCLI, [139](#)
- MAXDTOE\_BDS, [140](#)
- MAXDTOE\_GAL, [140](#)
- MAXDTOE\_GLO, [140](#)
- MAXDTOE\_QZS, [140](#)
- MAXDTOE\_SBS, [141](#)
- MAXDTOE\_S, [140](#)
- MAXDTOE, [139](#)
- MAXERRMSG, [141](#)
- MAXEXFILE, [141](#)
- MAXFREQ, [141](#)
- MAXGDOP, [141](#)
- MAXLEAPS, [142](#)
- MAXNGEO, [142](#)
- MAXNIGP, [142](#)
- MAXOBSBUF, [142](#)
- MAXOBSTYPE, [143](#)
- MAXOBS, [142](#)
- MAXPRNBDS, [143](#)
- MAXPRNGAL, [143](#)
- MAXPRNGLO, [143](#)
- MAXPRNGPS, [143](#)
- MAXPRNIRN, [144](#)
- MAXPRNLEO, [144](#)
- MAXPRNQZS, [144](#)
- MAXPRNSBS, [144](#)
- MAXRAWLEN, [144](#)
- MAXRCV, [145](#)
- MAXSBSAGEF, [145](#)
- MAXSBSAGEL, [145](#)
- MAXSBSMSG, [145](#)
- MAXSBSURA, [145](#)
- MAXSOLBUF, [146](#)
- MAXSOLMSG, [146](#)
- MAXSOLQ, [146](#)
- MAXSTATMSG, [146](#)
- MAXSTRMSG, [146](#)
- MAXSTRPATH, [147](#)
- MINPRNBDS, [147](#)
- MINPRNGAL, [147](#)
- MINPRNGLO, [147](#)
- MINPRNGPS, [147](#)
- MINPRNIRN, [148](#)
- MINPRNLEO, [148](#)
- MINPRNQZS, [148](#)
- MINPRNSBS, [148](#)
- NEXOBS, [148](#)
- NFREQGLO, [149](#)
- NFREQ, [149](#)
- NSATBDS, [149](#)
- NSATGAL, [149](#)
- NSATGLO, [149](#)
- NSATGPS, [150](#)
- NSATSBS, [150](#)
- NSYS, [150](#)
- PMODE\_DGPS, [150](#)
- PMODE\_FIXED, [150](#)
- PMODE\_KINEMA, [151](#)
- PMODE\_MOVEB, [151](#)
- PMODE\_PPP\_FIXED, [151](#)
- PMODE\_PPP\_KINEMA, [151](#)
- PMODE\_PPP\_STATIC, [151](#)
- PMODE\_SINGLE, [152](#)
- PMODE\_STATIC, [152](#)
- POLYCRC24Q, [152](#)
- POLYCRC32, [152](#)
- POSOPT\_RINEX, [152](#)
- PRN\_HWBIAS, [153](#)
- RE\_WGS84, [153](#)
- REL\_HUMI, [153](#)
- SERIBUFFSIZE, [153](#)
- SOLF\_ENU, [153](#)
- SOLF\_GSIF, [154](#)
- SOLF\_LLH, [154](#)
- SOLF\_NMEA, [154](#)
- SOLF\_STAT, [154](#)
- SOLF\_XYZ, [154](#)
- SOLQ\_DGPS, [155](#)
- SOLQ\_DR, [155](#)
- SOLQ\_FIX, [155](#)
- SOLQ\_FLOAT, [155](#)
- SOLQ\_NONE, [155](#)
- SOLQ\_PPP, [156](#)
- SOLQ\_SBAS, [156](#)
- SOLQ\_SINGLE, [156](#)
- SYS\_ALL, [156](#)
- SYS\_BDS, [156](#)
- SYS\_GAL, [157](#)
- SYS\_GLO, [157](#)
- SYS\_GPS, [157](#)
- SYS\_IRN, [157](#)
- SYS\_LEO, [157](#)
- SYS\_NONE, [158](#)
- SYS\_QZS, [158](#)
- SYS\_SBS, [158](#)
- TIMES\_GPST, [158](#)
- TIMES\_JST, [158](#)
- TIMES\_UTC, [159](#)
- TIMETAGH\_LEN, [159](#)
- TINTACT, [159](#)
- TROPOPT\_CORG, [159](#)
- TROPOPT\_COR, [159](#)
- TROPOPT\_ESTG, [160](#)
- TROPOPT\_EST, [160](#)
- TROPOPT\_OFF, [160](#)
- TROPOPT\_SAAS, [160](#)
- TROPOPT\_SBAS, [160](#)
- alm\_t, [301](#)
- alpha0
  - Gps\_Iono, [680](#)
- alpha1
  - Gps\_Iono, [680](#)
- alpha2
  - Gps\_Iono, [681](#)
- alpha3
  - Gps\_Iono, [681](#)

- ambc\_t, [302](#)
- An\_Packet\_Printer, [302](#)
  - ~An\_Packet\_Printer, [303](#)
  - An\_Packet\_Printer, [303](#)
  - close\_serial, [303](#)
  - print\_packet, [303](#)
- an\_packet\_printer.h, [991](#)
- an\_packet\_t, [304](#)
- antispoofing\_flag
  - Beidou\_Dnav\_Ephemeris, [315](#)
  - Gps\_CNAV\_Ephemeris, [665](#)
  - Gps\_Ephemeris, [675](#)
- apply\_action
  - GNSSFlowgraph, [652](#)
- array\_signal\_conditioner.h, [991](#)
- ArraySignalConditioner, [304](#)
  - ~ArraySignalConditioner, [305](#)
  - ArraySignalConditioner, [305](#)
  - implementation, [305](#)
- at
  - algorithms\_libs, [94](#)
- AU
  - core\_system\_parameters, [233](#)
- Azimuth
  - Gps\_Acq\_Assist, [659](#)
- b\_sv\_do\_not\_use
  - Sbas\_Ephemeris, [917](#)
- BEIDOU\_B1I\_CODE\_LENGTH\_CHIPS
  - core\_system\_parameters, [233](#)
- BEIDOU\_B1I\_CODE\_PERIOD\_MS
  - core\_system\_parameters, [233](#)
- BEIDOU\_B1I\_CODE\_PERIOD\_S
  - core\_system\_parameters, [233](#)
- BEIDOU\_B1I\_CODE\_RATE\_CPS
  - core\_system\_parameters, [233](#)
- BEIDOU\_B1I\_FREQ\_HZ
  - core\_system\_parameters, [234](#)
- BEIDOU\_B3I\_CODE\_LENGTH\_CHIPS
  - core\_system\_parameters, [234](#)
- BEIDOU\_B3I\_CODE\_PERIOD\_MS
  - core\_system\_parameters, [234](#)
- BEIDOU\_B3I\_CODE\_PERIOD\_S
  - core\_system\_parameters, [234](#)
- BEIDOU\_B3I\_CODE\_RATE\_CPS
  - core\_system\_parameters, [234](#)
- BEIDOU\_B3I\_FREQ\_HZ
  - core\_system\_parameters, [235](#)
- BEIDOU\_B3I\_TELEMETRY\_RATE\_BITS\_SECOND
  - core\_system\_parameters, [235](#)
- BEIDOU\_DNAV\_SUBFRAME\_DATA\_BITS
  - core\_system\_parameters, [235](#)
- BEIDOU\_GM
  - core\_system\_parameters, [235](#)
- BEIDOU\_OMEGA\_EARTH\_DOT
  - core\_system\_parameters, [236](#)
- BEIDOU\_F
  - core\_system\_parameters, [235](#)
- BGD\_E1E5a
  - Galileo\_Ephemeris, [428](#)
- BGD\_E1E5b
  - Galileo\_Ephemeris, [428](#)
- back
  - algorithms\_libs, [94](#)
- bayesian\_estimation.h, [992](#)
- Bayesian\_estimator, [306](#)
- beamformer, [306](#)
- beamformer.h, [993](#)
- beamformer\_filter.h, [993](#)
- BeamformerFilter, [307](#)
  - implementation, [308](#)
- Beidou\_B1I.h, [994](#)
- Beidou\_B3I.h, [999](#)
- Beidou\_DNAV.h, [1003](#)
- Beidou\_Dnav\_Almanac, [312](#)
  - Beidou\_Dnav\_Almanac, [312](#)
  - SV\_health, [313](#)
- Beidou\_Dnav\_Ephemeris, [313](#)
  - AODC, [316](#)
  - AODE, [316](#)
  - AODO, [316](#)
  - alert\_flag, [315](#)
  - antispoofing\_flag, [315](#)
  - Beidou\_Dnav\_Ephemeris, [314](#)
  - fit\_interval\_flag, [316](#)
  - integrity\_status\_flag, [317](#)
  - nav\_type, [317](#)
  - SV\_accuracy, [318](#)
  - satelliteBlock, [317](#)
  - serialize, [315](#)
  - sig\_type, [317](#)
  - TGD1, [318](#)
  - TGD2, [318](#)
- Beidou\_Dnav\_Iono, [319](#)
  - Beidou\_Dnav\_Iono, [319](#)
- Beidou\_Dnav\_Navigation\_Message, [319](#)
  - Beidou\_Dnav\_Navigation\_Message, [320](#)
  - d1\_subframe\_decoder, [321](#)
  - d2\_subframe\_decoder, [321](#)
  - get\_ephemeris, [321](#)
  - get\_iono, [321](#)
  - get\_utc\_model, [321](#)
  - have\_new\_almanac, [321](#)
  - have\_new\_ephemeris, [322](#)
  - have\_new\_iono, [322](#)
  - have\_new\_utc\_model, [322](#)
  - set\_satellite\_PRN, [322](#)
  - utc\_time, [322](#)
- Beidou\_Dnav\_Utc\_Model, [323](#)
  - A0\_GAL, [324](#)
  - A0\_GLO, [324](#)
  - A0\_GPS, [324](#)
  - A0\_UTC, [324](#)
  - A1\_GAL, [324](#)
  - A1\_GLO, [324](#)
  - A1\_GPS, [325](#)
  - A1\_UTC, [325](#)

- DeltaT\_LSF, 325
- DeltaT\_LS, 325
- DN, 325
- WN\_LSF, 326
- beidou\_b1i\_code\_gen\_complex
  - algorithms\_libs, 94
- beidou\_b1i\_code\_gen\_complex\_sampled
  - algorithms\_libs, 94
- beidou\_b1i\_code\_gen\_float
  - algorithms\_libs, 94
- beidou\_b1i\_code\_gen\_int
  - algorithms\_libs, 95
- beidou\_b1i\_dll\_pll\_tracking.h, 995
- beidou\_b1i\_pcps\_acquisition.h, 996
- beidou\_b1i\_signal\_replica.h, 996
- beidou\_b1i\_telemetry\_decoder.h, 997
- beidou\_b1i\_telemetry\_decoder\_gs, 308
  - ~beidou\_b1i\_telemetry\_decoder\_gs, 309
  - general\_work, 309
  - set\_channel, 309
  - set\_satellite, 309
- beidou\_b1i\_telemetry\_decoder\_gs.h, 998
- beidou\_b3i\_code\_gen\_complex
  - algorithms\_libs, 95
- beidou\_b3i\_code\_gen\_complex\_sampled
  - algorithms\_libs, 95
- beidou\_b3i\_code\_gen\_float
  - algorithms\_libs, 95
- beidou\_b3i\_code\_gen\_int
  - algorithms\_libs, 95
- beidou\_b3i\_dll\_pll\_tracking.h, 1000
- beidou\_b3i\_pcps\_acquisition.h, 1000
- beidou\_b3i\_signal\_replica.h, 1001
- beidou\_b3i\_telemetry\_decoder.h, 1002
- beidou\_b3i\_telemetry\_decoder\_gs, 310
  - ~beidou\_b3i\_telemetry\_decoder\_gs, 311
  - general\_work, 311
  - set\_channel, 311
  - set\_satellite, 311
- beidou\_b3i\_telemetry\_decoder\_gs.h, 1002
- beidou\_dnav\_almanac.h, 1008
- beidou\_dnav\_ephemeris.h, 1008
- beidou\_dnav\_ephemeris\_map
  - Rtklib\_Solver, 910
- beidou\_dnav\_iono.h, 1009
- beidou\_dnav\_navigation\_message.h, 1009
- beidou\_dnav\_utc\_model.h, 1010
- BeidouB1iDIIPIITracking, 326
  - set\_channel, 327
  - set\_gnss\_synchro, 327
  - stop\_tracking, 327
- BeidouB1iPcpsAcquisition, 328
  - implementation, 329
  - init, 329
  - mag, 329
  - reset, 329
  - set\_channel, 329
  - set\_channel\_fsm, 330
  - set\_doppler\_max, 330
  - set\_doppler\_step, 330
  - set\_gnss\_synchro, 330
  - set\_local\_code, 330
  - set\_resampler\_latency, 331
  - set\_state, 331
  - set\_threshold, 331
  - stop\_acquisition, 331
- BeidouB1iTelemetryDecoder, 332
  - implementation, 332
- BeidouB3iDIIPIITracking, 333
  - set\_channel, 333
  - set\_gnss\_synchro, 334
  - stop\_tracking, 334
- BeidouB3iPcpsAcquisition, 334
  - implementation, 335
  - init, 336
  - mag, 336
  - reset, 336
  - set\_channel, 336
  - set\_channel\_fsm, 336
  - set\_doppler\_max, 337
  - set\_doppler\_step, 337
  - set\_gnss\_synchro, 337
  - set\_local\_code, 337
  - set\_resampler\_latency, 338
  - set\_state, 338
  - set\_threshold, 338
  - stop\_acquisition, 338
- BeidouB3iTelemetryDecoder, 339
  - implementation, 339
- beta0
  - Gps\_iono, 681
- beta1
  - Gps\_iono, 681
- beta2
  - Gps\_iono, 682
- beta3
  - Gps\_iono, 682
- bin\_to\_binary\_data
  - Rtcm, 887
- bin\_to\_double
  - Rtcm, 887
- bin\_to\_hex
  - Rtcm, 888
- bin\_to\_uint
  - Rtcm, 888
- binary\_data\_to\_bin
  - Rtcm, 888
- bit\_selection
  - Fpga\_dynamic\_bit\_selection, 406
- bits.h, 1010
- byte\_to\_short.h, 1011
- byte\_x2\_to\_complex\_byte, 340
- byte\_x2\_to\_complex\_byte.h, 1012
- ByteToShort, 340
  - implementation, 341
- CHISQR



- algorithms\_libs\_rtklib, [132](#)
- CN0\_dB\_hz
  - Gnss\_Synchro, [641](#)
- CODE\_L1A
  - core\_system\_parameters, [236](#)
- CODE\_L1B
  - core\_system\_parameters, [236](#)
- CODE\_L1C
  - core\_system\_parameters, [236](#)
- CODE\_L1E
  - core\_system\_parameters, [236](#)
- CODE\_L1I
  - core\_system\_parameters, [237](#)
- CODE\_L1L
  - core\_system\_parameters, [237](#)
- CODE\_L1M
  - core\_system\_parameters, [237](#)
- CODE\_L1N
  - core\_system\_parameters, [237](#)
- CODE\_L1P
  - core\_system\_parameters, [237](#)
- CODE\_L1Q
  - core\_system\_parameters, [238](#)
- CODE\_L1S
  - core\_system\_parameters, [238](#)
- CODE\_L1W
  - core\_system\_parameters, [238](#)
- CODE\_L1X
  - core\_system\_parameters, [238](#)
- CODE\_L1Y
  - core\_system\_parameters, [238](#)
- CODE\_L1Z
  - core\_system\_parameters, [239](#)
- CODE\_L2C
  - core\_system\_parameters, [239](#)
- CODE\_L2D
  - core\_system\_parameters, [239](#)
- CODE\_L2I
  - core\_system\_parameters, [239](#)
- CODE\_L2L
  - core\_system\_parameters, [239](#)
- CODE\_L2M
  - core\_system\_parameters, [240](#)
- CODE\_L2N
  - core\_system\_parameters, [240](#)
- CODE\_L2P
  - core\_system\_parameters, [240](#)
- CODE\_L2Q
  - core\_system\_parameters, [240](#)
- CODE\_L2S
  - core\_system\_parameters, [240](#)
- CODE\_L2W
  - core\_system\_parameters, [241](#)
- CODE\_L2X
  - core\_system\_parameters, [241](#)
- CODE\_L2Y
  - core\_system\_parameters, [241](#)
- CODE\_L3I
  - core\_system\_parameters, [241](#)
- CODE\_L3Q
  - core\_system\_parameters, [241](#)
- CODE\_L3X
  - core\_system\_parameters, [242](#)
- CODE\_L5A
  - core\_system\_parameters, [242](#)
- CODE\_L5B
  - core\_system\_parameters, [242](#)
- CODE\_L5C
  - core\_system\_parameters, [242](#)
- CODE\_L5I
  - core\_system\_parameters, [242](#)
- CODE\_L5Q
  - core\_system\_parameters, [243](#)
- CODE\_L5X
  - core\_system\_parameters, [243](#)
- CODE\_L6A
  - core\_system\_parameters, [243](#)
- CODE\_L6B
  - core\_system\_parameters, [243](#)
- CODE\_L6C
  - core\_system\_parameters, [243](#)
- CODE\_L6I
  - core\_system\_parameters, [244](#)
- CODE\_L6L
  - core\_system\_parameters, [244](#)
- CODE\_L6Q
  - core\_system\_parameters, [244](#)
- CODE\_L6S
  - core\_system\_parameters, [244](#)
- CODE\_L6X
  - core\_system\_parameters, [244](#)
- CODE\_L6Z
  - core\_system\_parameters, [245](#)
- CODE\_L7I
  - core\_system\_parameters, [245](#)
- CODE\_L7Q
  - core\_system\_parameters, [245](#)
- CODE\_L7X
  - core\_system\_parameters, [245](#)
- CODE\_L8I
  - core\_system\_parameters, [245](#)
- CODE\_L8Q
  - core\_system\_parameters, [246](#)
- CODE\_L8X
  - core\_system\_parameters, [246](#)
- CODE\_L9A
  - core\_system\_parameters, [246](#)
- CODE\_L9B
  - core\_system\_parameters, [246](#)
- CODE\_L9C
  - core\_system\_parameters, [246](#)
- CODE\_L9X
  - core\_system\_parameters, [247](#)
- CODE\_NONE
  - core\_system\_parameters, [247](#)
- CODES\_BDS

- rtklib\_rtc3.h, 1252
- CODES\_GAL
  - rtklib\_rtc3.h, 1252
- CODES\_GLO
  - rtklib\_rtc3.h, 1253
- CODES\_GPS
  - rtklib\_rtc3.h, 1253
- CODES\_QZS
  - rtklib\_rtc3.h, 1253
- CODES\_SBS
  - rtklib\_rtc3.h, 1254
- CRC\_test
  - Glonass\_Gnav\_Navigation\_Message, 569
- Carrier\_Doppler\_hz
  - Gnss\_Synchro, 640
- carrier\_lock\_detector
  - tracking\_libs, 189
- Carrier\_phase\_rads
  - Gnss\_Synchro, 641
- Carrier\_wipeoff\_multicorrelator\_resampler
  - Fpga\_Multicorrelator\_8sc, 408
- cart2geo
  - algorithms\_libs, 96
- cart2utm
  - algorithms\_libs, 96
- Channel, 77, 341
  - ~Channel, 343
  - Channel, 342
  - connect, 343
  - get\_left\_block\_acq, 343
  - get\_left\_block\_trk, 343
  - get\_right\_block, 344
  - get\_right\_block\_acq, 344
  - get\_right\_block\_trk, 344
  - implementation, 344
  - set\_signal, 344
  - start\_acquisition, 345
  - stop\_channel, 345
- channel.h, 1013
- Channel\_Event, 345
- Channel\_ID
  - Gnss\_Synchro, 641
- channel\_adapters, 78
- channel\_event.h, 1013
- channel\_fsm.h, 1014
- channel\_interface.h, 1015
- channel\_libs, 79
- channel\_msg\_receiver\_cc, 346
  - ~channel\_msg\_receiver\_cc, 346
- channel\_msg\_receiver\_cc.h, 1015
- channel\_status\_msg\_receiver, 347
  - ~channel\_status\_msg\_receiver, 347
  - get\_current\_status\_map, 348
  - get\_current\_status\_pvt, 348
- channel\_status\_msg\_receiver.h, 1016
- ChannelFsm, 348
- ChannelInterface, 349
- check\_CRC
  - Rtc3, 888
- check\_buffer\_overflow\_and\_monitor\_buffer\_status
  - Fpga\_buffer\_monitor, 405
- Cic
  - Gnss\_Ephemeris, 612
- Cis
  - Gnss\_Ephemeris, 612
- cl\_fft\_plan, 350
- clFFT.h, 1017
- clFFT\_Complex, 350
- clFFT\_Dim3, 351
- clFFT\_SplitComplex, 351
- clear
  - algorithms\_libs, 96
- clear\_ephemeris
  - rtklib\_pvt\_gs, 907
- clksin
  - algorithms\_libs, 96
- close\_device
  - Fpga\_Acquisition, 400
- close\_serial
  - An\_Packet\_Printer, 303
- clsln
  - algorithms\_libs, 97
- cn0\_m2m4\_estimator
  - tracking\_libs, 190
- cn0\_svn\_estimator
  - tracking\_libs, 190
- cnav\_msg.h, 1018
- cnav\_msg\_decoder\_t, 351
  - part1, 352
  - part2, 352
- cnav\_msg\_t, 352
  - alert, 353
  - msg\_id, 353
  - prn, 353
  - raw\_msg, 353
  - tow, 354
- cnav\_v27\_part\_t, 354
  - crc\_ok, 355
  - dec, 355
  - decisions, 355
  - decoded, 355
  - init, 355
  - invert, 355
  - message\_lock, 356
  - n\_crc\_fail, 356
  - n\_decoded, 356
  - n\_symbols, 356
  - preamble\_seen, 356
  - symbols, 357
- Code\_Phase
  - Gps\_Acq\_Assist, 659
- Code\_Phase\_int
  - Gps\_Acq\_Assist, 659
- Code\_Phase\_window
  - Gps\_Acq\_Assist, 659
- code\_on\_L2

- Gps\_Ephemeris, [676](#)
- Code\_phase\_samples
  - Gnss\_Synchro, [641](#)
- Command\_Event, [357](#)
- command\_event.h, [1019](#)
- complex\_byte\_to\_float\_x2, [358](#)
- complex\_byte\_to\_float\_x2.h, [1019](#)
- complex\_exp\_gen
  - algorithms\_libs, [97](#)
- complex\_exp\_gen\_conj
  - algorithms\_libs, [97](#)
- complex\_float\_to\_complex\_byte, [358](#)
- complex\_float\_to\_complex\_byte.h, [1020](#)
- compute\_GLONASS\_time
  - Glonass\_Gnav\_Ephemeris, [555](#)
- compute\_eph
  - Galileo\_Reduced\_CED, [451](#)
- computeSamplesInFile
  - FileSourceBase, [392](#)
- Concurrent\_Map< Data >, [359](#)
- Concurrent\_Queue< Data >, [360](#)
- concurrent\_map.h, [1021](#)
- concurrent\_queue.h, [1021](#)
- conditioner\_adapters, [81](#)
- configuration\_interface.h, [1022](#)
- ConfigurationInterface, [360](#)
- configure\_acquisition
  - Fpga\_Acquisition, [400](#)
- conjugate\_cc, [361](#)
- conjugate\_cc.h, [1023](#)
- conjugate\_ic, [362](#)
- conjugate\_ic.h, [1023](#)
- conjugate\_sc, [363](#)
- conjugate\_sc.h, [1024](#)
- connect
  - Channel, [343](#)
  - FifoSignalSource, [387](#)
  - GNSSFlowgraph, [652](#)
  - GalileoE1DIIPIIvemlTrackingFpga, [462](#)
  - GalileoE1PcpsAmbiguousAcquisitionFpga, [475](#)
  - GalileoE5aDIIPIITrackingFpga, [497](#)
  - GalileoE5aPcpsAcquisitionFpga, [510](#)
  - GalileoE5bDIIPIITracking, [517](#)
  - GalileoE5bPcpsAcquisition, [521](#)
  - GalileoE5bPcpsAcquisitionFpga, [528](#)
  - GalileoE5bTelemetryDecoder, [533](#)
  - GalileoE6DIIPIITracking, [535](#)
  - GalileoE6TelemetryDecoder, [542](#)
  - GpsL1CaDIIPIITrackingFpga, [700](#)
  - GpsL1CaPcpsAcquisitionFpga, [719](#)
  - GpsL5DIIPIITrackingFpga, [760](#)
  - GpsL5IPcpsAcquisitionFpga, [769](#)
- control\_thread.h, [1025](#)
- ControlThread, [363](#)
  - ~ControlThread, [365](#)
  - ControlThread, [364](#)
  - flowgraph, [365](#)
  - run, [365](#)
  - set\_control\_queue, [365](#)
- Core GNSS Receiver, [193](#)
- core\_libs, [195](#)
  - find\_uio\_dev\_file\_name, [196](#)
  - ini\_parse, [196](#)
- core\_monitor, [197](#)
- core\_receiver, [198](#)
- core\_system\_parameters, [199](#)
  - ALPHA\_0, [232](#)
  - AS2R, [232](#)
  - AU, [233](#)
  - BEIDOU\_B1I\_CODE\_LENGTH\_CHIPS, [233](#)
  - BEIDOU\_B1I\_CODE\_PERIOD\_MS, [233](#)
  - BEIDOU\_B1I\_CODE\_PERIOD\_S, [233](#)
  - BEIDOU\_B1I\_CODE\_RATE\_CPS, [233](#)
  - BEIDOU\_B1I\_FREQ\_HZ, [234](#)
  - BEIDOU\_B3I\_CODE\_LENGTH\_CHIPS, [234](#)
  - BEIDOU\_B3I\_CODE\_PERIOD\_MS, [234](#)
  - BEIDOU\_B3I\_CODE\_PERIOD\_S, [234](#)
  - BEIDOU\_B3I\_CODE\_RATE\_CPS, [234](#)
  - BEIDOU\_B3I\_FREQ\_HZ, [235](#)
  - BEIDOU\_B3I\_TELEMETRY\_RATE\_BITS\_SEC↵  
OND, [235](#)
  - BEIDOU\_DNAV\_SUBFRAME\_DATA\_BITS, [235](#)
  - BEIDOU\_GM, [235](#)
  - BEIDOU\_OMEGA\_EARTH\_DOT, [236](#)
  - BEIDOU\_F, [235](#)
  - CODE\_L1A, [236](#)
  - CODE\_L1B, [236](#)
  - CODE\_L1C, [236](#)
  - CODE\_L1E, [236](#)
  - CODE\_L1I, [237](#)
  - CODE\_L1L, [237](#)
  - CODE\_L1M, [237](#)
  - CODE\_L1N, [237](#)
  - CODE\_L1P, [237](#)
  - CODE\_L1Q, [238](#)
  - CODE\_L1S, [238](#)
  - CODE\_L1W, [238](#)
  - CODE\_L1X, [238](#)
  - CODE\_L1Y, [238](#)
  - CODE\_L1Z, [239](#)
  - CODE\_L2C, [239](#)
  - CODE\_L2D, [239](#)
  - CODE\_L2I, [239](#)
  - CODE\_L2L, [239](#)
  - CODE\_L2M, [240](#)
  - CODE\_L2N, [240](#)
  - CODE\_L2P, [240](#)
  - CODE\_L2Q, [240](#)
  - CODE\_L2S, [240](#)
  - CODE\_L2W, [241](#)
  - CODE\_L2X, [241](#)
  - CODE\_L2Y, [241](#)
  - CODE\_L3I, [241](#)
  - CODE\_L3Q, [241](#)
  - CODE\_L3X, [242](#)
  - CODE\_L5A, [242](#)

- CODE\_L5B, [242](#)
- CODE\_L5C, [242](#)
- CODE\_L5I, [242](#)
- CODE\_L5Q, [243](#)
- CODE\_L5X, [243](#)
- CODE\_L6A, [243](#)
- CODE\_L6B, [243](#)
- CODE\_L6C, [243](#)
- CODE\_L6I, [244](#)
- CODE\_L6L, [244](#)
- CODE\_L6Q, [244](#)
- CODE\_L6S, [244](#)
- CODE\_L6X, [244](#)
- CODE\_L6Z, [245](#)
- CODE\_L7I, [245](#)
- CODE\_L7Q, [245](#)
- CODE\_L7X, [245](#)
- CODE\_L8I, [245](#)
- CODE\_L8Q, [246](#)
- CODE\_L8X, [246](#)
- CODE\_L9A, [246](#)
- CODE\_L9B, [246](#)
- CODE\_L9C, [246](#)
- CODE\_L9X, [247](#)
- CODE\_NONE, [247](#)
- D2R, [247](#)
- DFRQ1\_GLO, [247](#)
- DFRQ2\_GLO, [247](#)
- FREQ1, [248](#)
- FREQ1\_BDS, [248](#)
- FREQ1\_GLO, [248](#)
- FREQ2, [248](#)
- FREQ2\_BDS, [248](#)
- FREQ2\_GLO, [249](#)
- FREQ3\_BDS, [249](#)
- FREQ3\_GLO, [249](#)
- FREQ5, [249](#)
- FREQ6, [249](#)
- FREQ7, [250](#)
- FREQ8, [250](#)
- FREQ9, [250](#)
- GALILEO\_CNAV\_PAGE\_MS, [250](#)
- GALILEO\_CNAV\_SYMBOLS\_PER\_PAGE, [250](#)
- GALILEO\_E1\_B\_CODE\_LENGTH\_CHIPS, [251](#)
- GALILEO\_E1\_B\_SAMPLES\_PER\_SYMBOL, [251](#)
- GALILEO\_E1\_B\_SYMBOL\_RATE\_BPS, [251](#)
- GALILEO\_E1\_C\_SECONDARY\_CODE\_LENGTH↵  
TH, [251](#)
- GALILEO\_E1\_CODE\_CHIP\_RATE\_CPS, [251](#)
- GALILEO\_E1\_CODE\_PERIOD\_MS, [252](#)
- GALILEO\_E1\_CODE\_PERIOD\_S, [252](#)
- GALILEO\_E1\_FREQ\_HZ, [252](#)
- GALILEO\_E1\_HISTORY\_DEEP, [252](#)
- GALILEO\_E1\_OPT\_ACQ\_FS\_SPS, [252](#)
- GALILEO\_E1\_SUB\_CARRIER\_A\_RATE\_HZ, [253](#)
- GALILEO\_E1\_SUB\_CARRIER\_B\_RATE\_HZ, [253](#)
- GALILEO\_E5A\_CODE\_CHIP\_RATE\_CPS, [253](#)
- GALILEO\_E5A\_CODE\_LENGTH\_CHIPS, [253](#)
- GALILEO\_E5A\_CODE\_PERIOD\_MS, [253](#)
- GALILEO\_E5A\_CODE\_PERIOD\_S, [254](#)
- GALILEO\_E5A\_FREQ\_HZ, [254](#)
- GALILEO\_E5A\_I\_SECONDARY\_CODE\_LENGTH↵  
TH, [254](#)
- GALILEO\_E5A\_I\_TIERED\_CODE\_PERIOD\_S, [254](#)
- GALILEO\_E5A\_OPT\_ACQ\_FS\_SPS, [254](#)
- GALILEO\_E5A\_Q\_SECONDARY\_CODE\_LENGTH↵  
GTH, [255](#)
- GALILEO\_E5A\_Q\_TIERED\_CODE\_PERIOD\_S, [255](#)
- GALILEO\_E5A\_SYMBOL\_RATE\_BPS, [255](#)
- GALILEO\_E5B\_CODE\_CHIP\_RATE\_CPS, [255](#)
- GALILEO\_E5B\_CODE\_LENGTH\_CHIPS, [255](#)
- GALILEO\_E5B\_CODE\_PERIOD\_MS, [256](#)
- GALILEO\_E5B\_CODE\_PERIOD\_S, [256](#)
- GALILEO\_E5B\_FREQ\_HZ, [256](#)
- GALILEO\_E5B\_I\_SECONDARY\_CODE\_LENGTH↵  
TH, [256](#)
- GALILEO\_E5B\_I\_TIERED\_CODE\_PERIOD\_S, [256](#)
- GALILEO\_E5B\_OPT\_ACQ\_FS\_SPS, [257](#)
- GALILEO\_E5B\_Q\_SECONDARY\_CODE\_LENGTH↵  
GTH, [257](#)
- GALILEO\_E5B\_Q\_TIERED\_CODE\_PERIOD\_S, [257](#)
- GALILEO\_E5B\_SYMBOL\_RATE\_BPS, [257](#)
- GALILEO\_E6\_B\_CODE\_CHIP\_RATE\_CPS, [257](#)
- GALILEO\_E6\_B\_CODE\_LENGTH\_CHIPS, [258](#)
- GALILEO\_E6\_C\_CODE\_CHIP\_RATE\_CPS, [258](#)
- GALILEO\_E6\_C\_CODE\_LENGTH\_CHIPS, [258](#)
- GALILEO\_E6\_C\_SECONDARY\_CODE\_LENGTH↵  
TH\_CHIPS, [258](#)
- GALILEO\_E6\_CODE\_PERIOD\_MS, [258](#)
- GALILEO\_E6\_CODE\_PERIOD\_S, [259](#)
- GALILEO\_E6\_FREQ\_HZ, [259](#)
- GALILEO\_GM, [259](#)
- GALILEO\_INAV\_PAGE\_PART\_SYMBOLS, [259](#)
- GALILEO\_INAV\_PAGE\_PART\_WITH\_PREABL↵  
E\_SECONDS, [260](#)
- GALILEO\_INAV\_PAGE\_SYMBOLS, [260](#)
- GALILEO\_F, [259](#)
- GLONASS\_C20, [260](#)
- GLONASS\_EARTH\_INCLINATION, [260](#)
- GLONASS\_EARTH\_RADIUS, [260](#)
- GLONASS\_F\_M\_A, [261](#)
- GLONASS\_FLATTENING, [261](#)
- GLONASS\_GNAV\_HAMMING\_CODE\_BITS, [261](#)
- GLONASS\_GNAV\_PREAMBLE, [232](#)
- GLONASS\_GNAV\_STRING\_BITS, [261](#)
- GLONASS\_GNAV\_STRING\_SYMBOLS, [262](#)
- GLONASS\_GNAV\_TELEMETRY\_RATE\_BITS↵  
SECOND, [262](#)
- GLONASS\_GNAV\_TELEMETRY\_RATE\_SYMB↵  
OLS\_SECOND, [262](#)
- GLONASS\_GRAVITY\_CORRECTION, [262](#)
- GLONASS\_GRAVITY, [262](#)

- GLONASS\_GM, [261](#)
- GLONASS\_J2, [263](#)
- GLONASS\_J4, [263](#)
- GLONASS\_J6, [263](#)
- GLONASS\_J8, [263](#)
- GLONASS\_L1\_CA\_CHIP\_PERIOD\_S, [263](#)
- GLONASS\_L1\_CA\_CODE\_LENGTH\_CHIPS, [264](#)
- GLONASS\_L1\_CA\_CODE\_PERIOD\_S, [264](#)
- GLONASS\_L1\_CA\_CODE\_RATE\_CPS, [264](#)
- GLONASS\_L1\_CA\_DFREQ\_HZ, [264](#)
- GLONASS\_L1\_CA\_FREQ\_HZ, [264](#)
- GLONASS\_L2\_CA\_CHIP\_PERIOD\_S, [265](#)
- GLONASS\_L2\_CA\_CODE\_LENGTH\_CHIPS, [265](#)
- GLONASS\_L2\_CA\_CODE\_PERIOD\_S, [265](#)
- GLONASS\_L2\_CA\_CODE\_RATE\_CPS, [265](#)
- GLONASS\_L2\_CA\_DFREQ\_HZ, [265](#)
- GLONASS\_L2\_CA\_FREQ\_HZ, [266](#)
- GLONASS\_LEAP\_SECONDS, [266](#)
- GLONASS\_MOON\_ECCENTRICITY, [266](#)
- GLONASS\_MOON\_GM, [267](#)
- GLONASS\_MOON\_INCLINATION, [267](#)
- GLONASS\_MOON\_OMEGA\_0, [267](#)
- GLONASS\_MOON\_OMEGA\_1, [267](#)
- GLONASS\_MOON\_Q0, [267](#)
- GLONASS\_MOON\_Q1, [268](#)
- GLONASS\_MOON\_SEMI\_MAJOR\_AXIS, [268](#)
- GLONASS\_OMEGA\_EARTH\_DOT, [268](#)
- GLONASS\_SEMI\_MAJOR\_AXIS, [268](#)
- GLONASS\_SUN\_ECCENTRICITY, [268](#)
- GLONASS\_SUN\_GM, [269](#)
- GLONASS\_SUN\_OMEGA, [269](#)
- GLONASS\_SUN\_Q0, [269](#)
- GLONASS\_SUN\_Q1, [269](#)
- GLONASS\_SUN\_SEMI\_MAJOR\_AXIS, [269](#)
- GLONASS\_TAU\_0, [270](#)
- GLONASS\_TAU\_1, [270](#)
- GLONASS\_U0, [270](#)
- GNSS\_OMEGA\_EARTH\_DOT, [270](#)
- GNSS\_PI, [270](#)
- GPS\_CA\_TELEMETRY\_RATE\_BITS\_SECOND, [271](#)
- GPS\_CA\_TELEMETRY\_RATE\_SYMBOLS\_SECOND, [271](#)
- GPS\_GM, [271](#)
- GPS\_L1\_CA\_BIT\_PERIOD\_MS, [271](#)
- GPS\_L1\_CA\_CHIP\_PERIOD\_S, [272](#)
- GPS\_L1\_CA\_CODE\_LENGTH\_CHIPS, [272](#)
- GPS\_L1\_CA\_CODE\_PERIOD\_MS, [272](#)
- GPS\_L1\_CA\_CODE\_PERIOD\_S, [272](#)
- GPS\_L1\_CA\_CODE\_RATE\_CPS, [272](#)
- GPS\_L1\_CA\_OPT\_ACQ\_FS\_SPS, [273](#)
- GPS\_L1\_FREQ\_HZ, [273](#)
- GPS\_L2\_CNAV\_DATA\_PAGE\_BITS, [273](#)
- GPS\_L2\_FREQ\_HZ, [273](#)
- GPS\_L2\_L\_CODE\_LENGTH\_CHIPS, [273](#)
- GPS\_L2\_L\_CODE\_RATE\_CPS, [274](#)
- GPS\_L2\_L\_PERIOD\_S, [274](#)
- GPS\_L2\_M\_CODE\_LENGTH\_CHIPS, [274](#)
- GPS\_L2\_M\_CODE\_RATE\_CPS, [274](#)
- GPS\_L2\_M\_PERIOD\_S, [274](#)
- GPS\_L2C\_M\_INIT\_REG, [275](#)
- GPS\_L2C\_OPT\_ACQ\_FS\_SPS, [275](#)
- GPS\_L5\_CNAV\_DATA\_PAGE\_BITS, [275](#)
- GPS\_L5\_FREQ\_HZ, [276](#)
- GPS\_L5\_OPT\_ACQ\_FS\_SPS, [276](#)
- GPS\_L5I\_CODE\_LENGTH\_CHIPS, [276](#)
- GPS\_L5I\_CODE\_RATE\_CPS, [276](#)
- GPS\_L5I\_PERIOD\_MS, [276](#)
- GPS\_L5I\_PERIOD\_S, [277](#)
- GPS\_L5I\_SYMBOL\_PERIOD\_MS, [277](#)
- GPS\_L5I\_SYMBOL\_PERIOD\_S, [277](#)
- GPS\_L5Q\_CODE\_LENGTH\_CHIPS, [277](#)
- GPS\_L5Q\_CODE\_RATE\_CPS, [277](#)
- GPS\_L5Q\_PERIOD\_S, [278](#)
- GPS\_SUBFRAME\_BITS, [278](#)
- GPS\_SUBFRAME\_LENGTH, [278](#)
- GPS\_SUBFRAME\_MS, [278](#)
- GPS\_SUBFRAME\_SECONDS, [278](#)
- GPS\_WORD\_BITS, [279](#)
- GPS\_WORD\_LENGTH, [279](#)
- GPS\_F, [271](#)
- HALF\_PI, [279](#)
- MAX\_TOA\_DELAY\_MS, [279](#)
- MAXCODE, [279](#)
- PI\_TWO\_N19, [280](#)
- PI\_TWO\_N23, [280](#)
- PI\_TWO\_N31, [280](#)
- PI\_TWO\_N38, [280](#)
- PI\_TWO\_N43, [280](#)
- R2D, [281](#)
- SC2RAD, [281](#)
- SPEED\_OF\_LIGHT\_M\_MS, [281](#)
- SPEED\_OF\_LIGHT\_M\_S, [281](#)
- T\_OA, [232](#)
- TWO\_N10, [281](#)
- TWO\_N11, [282](#)
- TWO\_N14, [282](#)
- TWO\_N15, [282](#)
- TWO\_N16, [282](#)
- TWO\_N17, [282](#)
- TWO\_N18, [283](#)
- TWO\_N19, [283](#)
- TWO\_N2, [283](#)
- TWO\_N20, [283](#)
- TWO\_N21, [283](#)
- TWO\_N22, [284](#)
- TWO\_N23, [284](#)
- TWO\_N24, [284](#)
- TWO\_N25, [284](#)
- TWO\_N26, [284](#)
- TWO\_N27, [285](#)
- TWO\_N29, [285](#)
- TWO\_N30, [285](#)
- TWO\_N31, [285](#)
- TWO\_N32, [285](#)
- TWO\_N33, [286](#)

- TWO\_N34, [286](#)
- TWO\_N35, [286](#)
- TWO\_N38, [286](#)
- TWO\_N39, [286](#)
- TWO\_N40, [287](#)
- TWO\_N43, [287](#)
- TWO\_N44, [287](#)
- TWO\_N46, [287](#)
- TWO\_N48, [287](#)
- TWO\_N5, [288](#)
- TWO\_N50, [288](#)
- TWO\_N51, [288](#)
- TWO\_N55, [288](#)
- TWO\_N57, [288](#)
- TWO\_N59, [289](#)
- TWO\_N6, [289](#)
- TWO\_N60, [289](#)
- TWO\_N66, [289](#)
- TWO\_N68, [289](#)
- TWO\_N8, [290](#)
- TWO\_N9, [290](#)
- TWO\_P11, [290](#)
- TWO\_P12, [290](#)
- TWO\_P14, [290](#)
- TWO\_P16, [291](#)
- TWO\_P19, [291](#)
- TWO\_P3, [291](#)
- TWO\_P31, [291](#)
- TWO\_P32, [291](#)
- TWO\_P4, [292](#)
- TWO\_P56, [292](#)
- TWO\_P57, [292](#)
- TWO\_P8, [292](#)
- TWO\_PI, [292](#)
- correlation\_length\_ms
  - Gnss\_Synchro, [642](#)
- Cpu\_Multicorrelator, [366](#)
- Cpu\_Multicorrelator\_16sc, [366](#)
- Cpu\_Multicorrelator\_Real\_Codes, [367](#)
- cpu\_multicorrelator.h, [1026](#)
- cpu\_multicorrelator\_16sc.h, [1026](#)
- cpu\_multicorrelator\_real\_codes.h, [1027](#)
- Crc
  - Gnss\_Ephemeris, [612](#)
- crc\_ok
  - cnav\_v27\_part\_t, [355](#)
- createProtobuffer
  - Serdes\_Galileo\_Eph, [926](#)
  - Serdes\_Gnss\_Synchro, [929](#)
  - Serdes\_Gps\_Eph, [931](#)
  - Serdes\_Monitor\_Pvt, [933](#)
  - Serdes\_Nav\_Message, [935](#)
- Crs
  - Gnss\_Ephemeris, [613](#)
- cshort\_to\_float\_x2, [368](#)
- cshort\_to\_float\_x2.h, [1027](#)
- CubatureFilter, [368](#)
- Cuc
  - Gnss\_Ephemeris, [613](#)
- cuda\_multicorrelator, [369](#)
- cuda\_multicorrelator.h, [1028](#)
- Cus
  - Gnss\_Ephemeris, [613](#)
- custom\_udp\_signal\_source.h, [1029](#)
- CustomUDPSignalSource, [369](#)
- d1\_subframe\_decoder
  - Beidou\_Dnav\_Navigation\_Message, [321](#)
- d2\_subframe\_decoder
  - Beidou\_Dnav\_Navigation\_Message, [321](#)
- D2R
  - core\_system\_parameters, [247](#)
- d\_AXn
  - Glonass\_Gnav\_Ephemeris, [558](#)
- d\_AYn
  - Glonass\_Gnav\_Ephemeris, [558](#)
- d\_AZn
  - Glonass\_Gnav\_Ephemeris, [559](#)
- d\_B1
  - Glonass\_Gnav\_Utc\_Model, [573](#)
- d\_B2
  - Glonass\_Gnav\_Utc\_Model, [573](#)
- d\_B\_n
  - Glonass\_Gnav\_Ephemeris, [559](#)
- d\_C\_n
  - Glonass\_Gnav\_Almanac, [548](#)
- d\_Delta\_T\_n\_A\_dot
  - Glonass\_Gnav\_Almanac, [549](#)
- d\_Delta\_T\_n\_A
  - Glonass\_Gnav\_Almanac, [549](#)
- d\_Delta\_i\_n\_A
  - Glonass\_Gnav\_Almanac, [548](#)
- d\_Delta\_tau\_n
  - Glonass\_Gnav\_Ephemeris, [559](#)
- d\_E\_n
  - Glonass\_Gnav\_Ephemeris, [560](#)
- d\_F\_T
  - Glonass\_Gnav\_Ephemeris, [560](#)
- d\_H\_n\_A
  - Glonass\_Gnav\_Almanac, [549](#)
- d\_KP
  - Glonass\_Gnav\_Almanac, [550](#)
- d\_M\_n\_A
  - Glonass\_Gnav\_Almanac, [550](#)
- d\_N\_4
  - Glonass\_Gnav\_Utc\_Model, [573](#)
- d\_N\_A
  - Glonass\_Gnav\_Utc\_Model, [573](#)
- d\_N\_T
  - Glonass\_Gnav\_Ephemeris, [562](#)
- d\_P\_1
  - Glonass\_Gnav\_Ephemeris, [562](#)
- d\_P\_2
  - Glonass\_Gnav\_Ephemeris, [563](#)
- d\_P\_3
  - Glonass\_Gnav\_Ephemeris, [563](#)
- d\_P\_4

- Glonass\_Gnav\_Ephemeris, 563
- d\_TOW
  - Glonass\_Gnav\_Ephemeris, 565
- d\_VXn
  - Glonass\_Gnav\_Ephemeris, 565
- d\_VYn
  - Glonass\_Gnav\_Ephemeris, 565
- d\_VZn
  - Glonass\_Gnav\_Ephemeris, 565
- d\_WN
  - Glonass\_Gnav\_Ephemeris, 565
- d\_Xn
  - Glonass\_Gnav\_Ephemeris, 566
- d\_Yn
  - Glonass\_Gnav\_Ephemeris, 566
- d\_Zn
  - Glonass\_Gnav\_Ephemeris, 566
- d\_acc
  - Sbas\_Ephemeris, 917
- d\_af0
  - Sbas\_Ephemeris, 917
- d\_af1
  - Sbas\_Ephemeris, 917
- d\_dtr
  - Glonass\_Gnav\_Ephemeris, 559
- d\_epsilon\_n\_A
  - Glonass\_Gnav\_Almanac, 549
- d\_gamma\_n
  - Glonass\_Gnav\_Ephemeris, 560
- d\_iode
  - Glonass\_Gnav\_Ephemeris, 560
- d\_l3rd\_n
  - Glonass\_Gnav\_Ephemeris, 561
- d\_l5th\_n
  - Glonass\_Gnav\_Ephemeris, 561
- d\_l\_n
  - Glonass\_Gnav\_Almanac, 550
- d\_lambda\_n\_A
  - Glonass\_Gnav\_Almanac, 550
- d\_M
  - Glonass\_Gnav\_Ephemeris, 561
- d\_m
  - Glonass\_Gnav\_Ephemeris, 561
- d\_n
  - Glonass\_Gnav\_Ephemeris, 562
- d\_n\_A
  - Glonass\_Gnav\_Almanac, 551
- d\_omega\_n\_A
  - Glonass\_Gnav\_Almanac, 551
- d\_P
  - Glonass\_Gnav\_Ephemeris, 562
- d\_pos
  - Sbas\_Ephemeris, 917
- d\_satClkDrift
  - Glonass\_Gnav\_Ephemeris, 563
- d\_t\_b
  - Glonass\_Gnav\_Ephemeris, 564
- d\_t\_k
  - Glonass\_Gnav\_Ephemeris, 564
- d\_t\_lambda\_n\_A
  - Glonass\_Gnav\_Almanac, 551
- d\_tau\_c
  - Glonass\_Gnav\_Ephemeris, 564
  - Glonass\_Gnav\_Utc\_Model, 574
- d\_tau\_gps
  - Glonass\_Gnav\_Utc\_Model, 574
- d\_tau\_n
  - Glonass\_Gnav\_Ephemeris, 564
- d\_tau\_n\_A
  - Glonass\_Gnav\_Almanac, 551
- d\_tod
  - Glonass\_Gnav\_Ephemeris, 564
- d\_tof
  - Sbas\_Ephemeris, 918
- d\_vel
  - Sbas\_Ephemeris, 918
- d\_yr
  - Glonass\_Gnav\_Ephemeris, 566
- DECLARE\_bool
  - gnss\_sdr\_flags, 114
- DECLARE\_double
  - gnss\_sdr\_flags, 114
- DECLARE\_int32
  - gnss\_sdr\_flags, 115, 116
- DECLARE\_string
  - gnss\_sdr\_flags, 116, 117
- DFRQ1\_GLO
  - core\_system\_parameters, 247
- DFRQ2\_GLO
  - core\_system\_parameters, 247
- DTTOL
  - algorithms\_libs\_rtklib, 132
- Data Type Adapters, 82
- data\_type\_adapters, 83
- data\_type\_gr\_blocks, 84
- dec
  - cnav\_v27\_part\_t, 355
- decisions
  - cnav\_v27\_part\_t, 355
- decode
  - ReedSolomon, 878
  - Viterbi\_Decoder, 981
- decode\_block
  - Viterbi\_Decoder\_Sbas, 983
- decoded
  - cnav\_v27\_part\_t, 355
- delta\_OMEGAdot
  - Gps\_CNAV\_Ephemeris, 666
- delta\_A
  - Gps\_CNAV\_Ephemeris, 666
- delta\_i
  - Gnss\_Almanac, 605
- delta\_n
  - Gnss\_Ephemeris, 613
- delta\_ndot
  - Gps\_CNAV\_Ephemeris, 666



- DeltaAred
  - Galileo\_Reduced\_CED, [452](#)
- DeltaT\_LSF
  - Beidou\_Dnav\_Utc\_Model, [325](#)
  - Gps\_Utc\_Model, [695](#)
- DeltaT\_LS
  - Beidou\_Dnav\_Utc\_Model, [325](#)
  - Gps\_Utc\_Model, [695](#)
- Deltai0red
  - Galileo\_Reduced\_CED, [452](#)
- dgps\_t, [370](#)
- direct\_resampler\_conditioner.h, [1029](#)
- direct\_resampler\_conditioner\_cb, [371](#)
- direct\_resampler\_conditioner\_cb.h, [1030](#)
- direct\_resampler\_conditioner\_cc, [371](#)
- direct\_resampler\_conditioner\_cc.h, [1031](#)
- direct\_resampler\_conditioner\_cs, [372](#)
- direct\_resampler\_conditioner\_cs.h, [1031](#)
- DirectResamplerConditioner, [373](#)
  - implementation, [374](#)
- disable\_secondary\_codes
  - Fpga\_Multicorrelator\_8sc, [408](#)
- disconnect
  - GNSSFlowgraph, [652](#)
  - GalileoE1DIIPILVemlTrackingFpga, [462](#)
  - GalileoE1PcpsAmbiguousAcquisitionFpga, [475](#)
  - GalileoE5aDIIPILTrackingFpga, [497](#)
  - GalileoE5aPcpsAcquisitionFpga, [510](#)
  - GalileoE5bDIIPILTracking, [517](#)
  - GalileoE5bPcpsAcquisition, [521](#)
  - GalileoE5bPcpsAcquisitionFpga, [528](#)
  - GalileoE5bTelemetryDecoder, [534](#)
  - GalileoE6DIIPILTracking, [536](#)
  - GalileoE6TelemetryDecoder, [543](#)
  - GpsL1CaDIIPILTrackingFpga, [700](#)
  - GpsL1CaPcpsAcquisitionFpga, [719](#)
  - GpsL5DIIPILTrackingFpga, [760](#)
  - GpsL5iPcpsAcquisitionFpga, [769](#)
- display.h, [1032](#)
- Dll\_Pll\_Conf, [374](#)
- Dll\_Pll\_Conf\_Fpga, [375](#)
- dll\_nc\_e\_minus\_l\_normalized
  - tracking\_libs, [191](#)
- dll\_nc\_vemlp\_normalized
  - tracking\_libs, [191](#)
- dll\_pll\_conf.h, [1033](#)
- dll\_pll\_conf\_fpga.h, [1033](#)
- dll\_pll\_veml\_tracking, [377](#)
- dll\_pll\_veml\_tracking.h, [1034](#)
- dll\_pll\_veml\_tracking\_fpga, [377](#)
  - ~dll\_pll\_veml\_tracking\_fpga, [378](#)
  - general\_work, [378](#)
  - reset, [379](#)
  - set\_channel, [379](#)
  - set\_gnss\_synchro, [379](#)
  - start\_tracking, [379](#)
  - stop\_tracking, [379](#)
- dll\_pll\_veml\_tracking\_fpga.h, [1035](#)
- DN
  - Beidou\_Dnav\_Utc\_Model, [325](#)
  - Gps\_Utc\_Model, [695](#)
- Doppler0
  - Gps\_Acq\_Assist, [660](#)
- Doppler1
  - Gps\_Acq\_Assist, [660](#)
- dopplerUncertainty
  - Gps\_Acq\_Assist, [660](#)
- dtr
  - Gnss\_Ephemeris, [614](#)
- E1B\_DVS
  - Galileo\_Ephemeris, [428](#)
- E1B\_HS
  - Galileo\_Ephemeris, [429](#)
- E5a\_DVS
  - Galileo\_Ephemeris, [429](#)
- E5a\_HS
  - Galileo\_Ephemeris, [429](#)
- E5b\_DVS
  - Galileo\_Ephemeris, [429](#)
- E5b\_HS
  - Galileo\_Ephemeris, [430](#)
- EFACT\_BDS
  - algorithms\_libs\_rtklib, [132](#)
- EFACT\_GAL
  - algorithms\_libs\_rtklib, [132](#)
- EFACT\_GLO
  - algorithms\_libs\_rtklib, [133](#)
- EFACT\_GPS
  - algorithms\_libs\_rtklib, [133](#)
- EFACT\_IRN
  - algorithms\_libs\_rtklib, [133](#)
- EFACT\_QZS
  - algorithms\_libs\_rtklib, [133](#)
- EFACT\_SBS
  - algorithms\_libs\_rtklib, [133](#)
- EPHOPT\_BRDC
  - algorithms\_libs\_rtklib, [134](#)
- EPHOPT\_LEX
  - algorithms\_libs\_rtklib, [134](#)
- EPHOPT\_PREC
  - algorithms\_libs\_rtklib, [134](#)
- EPHOPT\_SBAS
  - algorithms\_libs\_rtklib, [134](#)
- EPHOPT\_SSRAPC
  - algorithms\_libs\_rtklib, [134](#)
- EPHOPT\_SSRCOM
  - algorithms\_libs\_rtklib, [135](#)
- ERR\_BRDCI
  - algorithms\_libs\_rtklib, [135](#)
- ERR\_CBIAS
  - algorithms\_libs\_rtklib, [135](#)
- ERR\_ION
  - rtklib\_pntpos.h, [1242](#)
- ERR\_SAAS
  - algorithms\_libs\_rtklib, [135](#)
- ERR\_TROP



- rtklib\_pntpos.h, [1242](#)
- ecc
  - Gnss\_Almanac, [605](#)
  - Gnss\_Ephemeris, [614](#)
- edc.h, [1036](#)
- Elevation
  - Gps\_Acq\_Assist, [660](#)
- enable\_secondary\_codes
  - Fpga\_Multicorrelator\_8sc, [409](#)
- encode\_with\_generator\_matrix
  - ReedSolomon, [878](#)
- encode\_with\_generator\_poly
  - ReedSolomon, [879](#)
- eph\_t, [380](#)
- eph\_to\_rtklib
  - algorithms\_libs\_rtklib, [130](#)
- erp\_t, [381](#)
- erpd\_t, [381](#)
- estimate\_doppler\_from\_eph
  - FrontEndCal, [414](#)
- Exponential\_Smoothen, [382](#)
  - ~Exponential\_Smoothen, [382](#)
  - Exponential\_Smoothen, [382](#), [383](#)
  - operator=, [383](#)
  - set\_alpha, [383](#)
  - set\_samples\_for\_initialization, [383](#)
- exponential\_smoother.h, [1037](#)
- exred
  - Galileo\_Reduced\_CED, [452](#)
- exterr\_t, [384](#)
- eyred
  - Galileo\_Reduced\_CED, [452](#)
- FE\_WGS84
  - algorithms\_libs\_rtklib, [135](#)
- FREQ1
  - core\_system\_parameters, [248](#)
- FREQ1\_BDS
  - core\_system\_parameters, [248](#)
- FREQ1\_GLO
  - core\_system\_parameters, [248](#)
- FREQ2
  - core\_system\_parameters, [248](#)
- FREQ2\_BDS
  - core\_system\_parameters, [248](#)
- FREQ2\_GLO
  - core\_system\_parameters, [249](#)
- FREQ3\_BDS
  - core\_system\_parameters, [249](#)
- FREQ3\_GLO
  - core\_system\_parameters, [249](#)
- FREQ5
  - core\_system\_parameters, [249](#)
- FREQ6
  - core\_system\_parameters, [249](#)
- FREQ7
  - core\_system\_parameters, [250](#)
- FREQ8
  - core\_system\_parameters, [250](#)
- FREQ9
  - core\_system\_parameters, [250](#)
- FTP\_TIMEOUT
  - algorithms\_libs\_rtklib, [136](#)
- fatalfunc\_t
  - algorithms\_libs\_rtklib, [130](#)
- fcdb\_t, [384](#)
- fec.h, [1037](#)
- fft\_base\_kernels.h, [1038](#)
- fft\_internal.h, [1038](#)
- fifo\_reader.h, [1039](#)
- fifo\_signal\_source.h, [1040](#)
- FifoReader, [384](#)
  - sptr, [385](#)
  - start, [385](#)
- FifoSignalSource, [386](#)
  - connect, [387](#)
- file\_configuration.h, [1040](#)
- file\_signal\_source.h, [1041](#)
- file\_source\_base.h, [1042](#)
- file\_t, [387](#)
- file\_timestamp\_signal\_source.h, [1042](#)
- FileConfiguration, [388](#)
- FileSignalSource, [389](#)
- FileSourceBase, [389](#)
  - computeSamplesInFile, [392](#)
  - FileSourceBase, [391](#)
  - filename, [392](#)
  - init, [392](#)
  - item\_size, [392](#)
  - item\_type, [392](#)
  - itemTypeToSize, [392](#)
  - packetsPerSample, [393](#)
  - repeat, [393](#)
  - samples, [393](#)
  - samplesToSkip, [393](#)
  - sampling\_frequency, [393](#)
  - source, [393](#)
  - source\_item\_size, [394](#)
- FileTimestampSignalSource, [394](#)
  - source, [395](#)
- filename
  - FileSourceBase, [392](#)
- find\_uio\_dev\_file\_name
  - core\_libs, [196](#)
- findUtmZone
  - algorithms\_libs, [97](#)
- fir\_filter.h, [1043](#)
- FirFilter, [395](#)
  - ~FirFilter, [396](#)
  - FirFilter, [396](#)
  - implementation, [397](#)
- fit\_interval\_flag
  - Beidou\_Dnav\_Ephemeris, [316](#)
  - Gps\_Ephemeris, [676](#)
- Flag\_PLL\_180\_deg\_phase\_locked
  - Gnss\_Synchro, [642](#)
- Flag\_valid\_acquisition

- Gnss\_Synchro, 642
- Flag\_valid\_pseudorange
  - Gnss\_Synchro, 642
- Flag\_valid\_symbol\_output
  - Gnss\_Synchro, 643
- Flag\_valid\_word
  - Gnss\_Synchro, 643
- flexiband\_signal\_source.h, 1044
- FlexibandSignalSource, 397
- fil\_four\_quadrant\_atan
  - tracking\_libs, 191
- flowgraph
  - ControlThread, 365
- fmcomms2\_signal\_source.h, 1044
- Fmcomms2SignalSource, 398
- Fpga\_Acquisition, 399
  - ~Fpga\_Acquisition, 400
  - close\_device, 400
  - configure\_acquisition, 400
  - Fpga\_Acquisition, 400
  - open\_device, 400
  - read\_acquisition\_results, 401
  - read\_fpga\_total\_scale\_factor, 401
  - reset\_acquisition, 401
  - run\_acquisition, 401
  - set\_block\_exp, 401
  - set\_doppler\_max, 402
  - set\_doppler\_step, 403
  - set\_doppler\_sweep, 403
  - set\_local\_code, 403
  - stop\_acquisition, 403
  - write\_local\_code, 403
- Fpga\_Multicorrelator\_8sc, 406
  - ~Fpga\_Multicorrelator\_8sc, 408
  - Carrier\_wipeoff\_multicorrelator\_resampler, 408
  - disable\_secondary\_codes, 408
  - enable\_secondary\_codes, 409
  - Fpga\_Multicorrelator\_8sc, 408
  - free, 409
  - initialize\_secondary\_code, 409
  - lock\_channel, 409
  - open\_channel, 409
  - read\_sample\_counter, 409
  - set\_initial\_sample, 410
  - set\_local\_code\_and\_taps, 410
  - set\_output\_vectors, 410
  - set\_secondary\_code\_lengths, 410
  - unlock\_channel, 410
  - update\_local\_code, 411
  - update\_prn\_code\_length, 411
- Fpga\_Switch, 411
  - ~Fpga\_Switch, 412
  - Fpga\_Switch, 412
  - set\_switch\_position, 412
- fpga\_acquisition.h, 1045
- Fpga\_buffer\_monitor, 404
  - ~Fpga\_buffer\_monitor, 404
- check\_buffer\_overflow\_and\_monitor\_buffer\_↔
  - status, 405
- Fpga\_buffer\_monitor, 404
- fpga\_buffer\_monitor.h, 1046
- Fpga\_dynamic\_bit\_selection, 405
  - ~Fpga\_dynamic\_bit\_selection, 406
  - bit\_selection, 406
  - Fpga\_dynamic\_bit\_selection, 405
- fpga\_dynamic\_bit\_selection.h, 1046
- fpga\_multicorrelator.h, 1047
- fpga\_switch.h, 1047
- free
  - Fpga\_Multicorrelator\_8sc, 409
- freq\_xlating\_fir\_filter.h, 1048
- FreqXlatingFirFilter, 413
  - implementation, 413
- front
  - algorithms\_libs, 98
- front\_end\_cal.h, 1049
- FrontEndCal, 414
  - estimate\_doppler\_from\_eph, 414
  - GPS\_L1\_front\_end\_model\_E4000, 415
  - get\_ephemeris, 415
  - set\_configuration, 415
- fs
  - Gnss\_Synchro, 643
- ftp\_t, 416
- GALILEO\_CNAV\_PAGE\_MS
  - core\_system\_parameters, 250
- GALILEO\_CNAV\_SYMBOLS\_PER\_PAGE
  - core\_system\_parameters, 250
- GALILEO\_E1\_B\_CODE\_LENGTH\_CHIPS
  - core\_system\_parameters, 251
- GALILEO\_E1\_B\_SAMPLES\_PER\_SYMBOL
  - core\_system\_parameters, 251
- GALILEO\_E1\_B\_SYMBOL\_RATE\_BPS
  - core\_system\_parameters, 251
- GALILEO\_E1\_C\_SECONDARY\_CODE\_LENGTH
  - core\_system\_parameters, 251
- GALILEO\_E1\_CODE\_CHIP\_RATE\_CPS
  - core\_system\_parameters, 251
- GALILEO\_E1\_CODE\_PERIOD\_MS
  - core\_system\_parameters, 252
- GALILEO\_E1\_CODE\_PERIOD\_S
  - core\_system\_parameters, 252
- GALILEO\_E1\_FREQ\_HZ
  - core\_system\_parameters, 252
- GALILEO\_E1\_HISTORY\_DEEP
  - core\_system\_parameters, 252
- GALILEO\_E1\_OPT\_ACQ\_FS\_SPS
  - core\_system\_parameters, 252
- GALILEO\_E1\_SUB\_CARRIER\_A\_RATE\_HZ
  - core\_system\_parameters, 253
- GALILEO\_E1\_SUB\_CARRIER\_B\_RATE\_HZ
  - core\_system\_parameters, 253
- GALILEO\_E5A\_CODE\_CHIP\_RATE\_CPS
  - core\_system\_parameters, 253
- GALILEO\_E5A\_CODE\_LENGTH\_CHIPS

- core\_system\_parameters, [253](#)
- GALILEO\_E5A\_CODE\_PERIOD\_MS
  - core\_system\_parameters, [253](#)
- GALILEO\_E5A\_CODE\_PERIOD\_S
  - core\_system\_parameters, [254](#)
- GALILEO\_E5A\_FREQ\_HZ
  - core\_system\_parameters, [254](#)
- GALILEO\_E5A\_I\_SECONDARY\_CODE\_LENGTH
  - core\_system\_parameters, [254](#)
- GALILEO\_E5A\_I\_TIERED\_CODE\_PERIOD\_S
  - core\_system\_parameters, [254](#)
- GALILEO\_E5A\_OPT\_ACQ\_FS\_SPS
  - core\_system\_parameters, [254](#)
- GALILEO\_E5A\_Q\_SECONDARY\_CODE\_LENGTH
  - core\_system\_parameters, [255](#)
- GALILEO\_E5A\_Q\_TIERED\_CODE\_PERIOD\_S
  - core\_system\_parameters, [255](#)
- GALILEO\_E5A\_SYMBOL\_RATE\_BPS
  - core\_system\_parameters, [255](#)
- GALILEO\_E5B\_CODE\_CHIP\_RATE\_CPS
  - core\_system\_parameters, [255](#)
- GALILEO\_E5B\_CODE\_LENGTH\_CHIPS
  - core\_system\_parameters, [255](#)
- GALILEO\_E5B\_CODE\_PERIOD\_MS
  - core\_system\_parameters, [256](#)
- GALILEO\_E5B\_CODE\_PERIOD\_S
  - core\_system\_parameters, [256](#)
- GALILEO\_E5B\_FREQ\_HZ
  - core\_system\_parameters, [256](#)
- GALILEO\_E5B\_I\_SECONDARY\_CODE\_LENGTH
  - core\_system\_parameters, [256](#)
- GALILEO\_E5B\_I\_TIERED\_CODE\_PERIOD\_S
  - core\_system\_parameters, [256](#)
- GALILEO\_E5B\_OPT\_ACQ\_FS\_SPS
  - core\_system\_parameters, [257](#)
- GALILEO\_E5B\_Q\_SECONDARY\_CODE\_LENGTH
  - core\_system\_parameters, [257](#)
- GALILEO\_E5B\_Q\_TIERED\_CODE\_PERIOD\_S
  - core\_system\_parameters, [257](#)
- GALILEO\_E5B\_SYMBOL\_RATE\_BPS
  - core\_system\_parameters, [257](#)
- GALILEO\_E6\_B\_CODE\_CHIP\_RATE\_CPS
  - core\_system\_parameters, [257](#)
- GALILEO\_E6\_B\_CODE\_LENGTH\_CHIPS
  - core\_system\_parameters, [258](#)
- GALILEO\_E6\_C\_CODE\_CHIP\_RATE\_CPS
  - core\_system\_parameters, [258](#)
- GALILEO\_E6\_C\_CODE\_LENGTH\_CHIPS
  - core\_system\_parameters, [258](#)
- GALILEO\_E6\_C\_SECONDARY\_CODE\_LENGTH\_C↵
  - HIPS
  - core\_system\_parameters, [258](#)
- GALILEO\_E6\_CODE\_PERIOD\_MS
  - core\_system\_parameters, [258](#)
- GALILEO\_E6\_CODE\_PERIOD\_S
  - core\_system\_parameters, [259](#)
- GALILEO\_E6\_FREQ\_HZ
  - core\_system\_parameters, [259](#)
- GALILEO\_GM
  - core\_system\_parameters, [259](#)
- GALILEO\_INAV\_PAGE\_PART\_SYMBOLS
  - core\_system\_parameters, [259](#)
- GALILEO\_INAV\_PAGE\_PART\_WITH\_PREABLE\_S↵
  - ECONDS
  - core\_system\_parameters, [260](#)
- GALILEO\_INAV\_PAGE\_SYMBOLS
  - core\_system\_parameters, [260](#)
- GALILEO\_F
  - core\_system\_parameters, [259](#)
- GAP\_RESION
  - algorithms\_libs\_rtklib, [136](#)
- GLONASS\_C20
  - core\_system\_parameters, [260](#)
- GLONASS\_EARTH\_INCLINATION
  - core\_system\_parameters, [260](#)
- GLONASS\_EARTH\_RADIUS
  - core\_system\_parameters, [260](#)
- GLONASS\_F\_M\_A
  - core\_system\_parameters, [261](#)
- GLONASS\_FLATTENING
  - core\_system\_parameters, [261](#)
- GLONASS\_GNAV\_HAMMING\_CODE\_BITS
  - core\_system\_parameters, [261](#)
- GLONASS\_GNAV\_PREAMBLE
  - core\_system\_parameters, [232](#)
- GLONASS\_GNAV\_STRING\_BITS
  - core\_system\_parameters, [261](#)
- GLONASS\_GNAV\_STRING\_SYMBOLS
  - core\_system\_parameters, [262](#)
- GLONASS\_GNAV\_TELEMETRY\_RATE\_BITS\_SEC↵
  - OND
  - core\_system\_parameters, [262](#)
- GLONASS\_GNAV\_TELEMETRY\_RATE\_SYMBOLS↵
  - \_SECOND
  - core\_system\_parameters, [262](#)
- GLONASS\_GRAVITY\_CORRECTION
  - core\_system\_parameters, [262](#)
- GLONASS\_GRAVITY
  - core\_system\_parameters, [262](#)
- GLONASS\_GM
  - core\_system\_parameters, [261](#)
- GLONASS\_J2
  - core\_system\_parameters, [263](#)
- GLONASS\_J4
  - core\_system\_parameters, [263](#)
- GLONASS\_J6
  - core\_system\_parameters, [263](#)
- GLONASS\_J8
  - core\_system\_parameters, [263](#)
- GLONASS\_L1\_CA\_CHIP\_PERIOD\_S
  - core\_system\_parameters, [263](#)
- GLONASS\_L1\_CA\_CODE\_LENGTH\_CHIPS
  - core\_system\_parameters, [264](#)
- GLONASS\_L1\_CA\_CODE\_PERIOD\_S
  - core\_system\_parameters, [264](#)
- GLONASS\_L1\_CA\_CODE\_RATE\_CPS

- core\_system\_parameters, 264
- GLONASS\_L1\_CA\_DFREQ\_HZ
  - core\_system\_parameters, 264
- GLONASS\_L1\_CA\_FREQ\_HZ
  - core\_system\_parameters, 264
- GLONASS\_L1\_L2\_CA.h, 1104
- GLONASS\_L2\_CA\_CHIP\_PERIOD\_S
  - core\_system\_parameters, 265
- GLONASS\_L2\_CA\_CODE\_LENGTH\_CHIPS
  - core\_system\_parameters, 265
- GLONASS\_L2\_CA\_CODE\_PERIOD\_S
  - core\_system\_parameters, 265
- GLONASS\_L2\_CA\_CODE\_RATE\_CPS
  - core\_system\_parameters, 265
- GLONASS\_L2\_CA\_DFREQ\_HZ
  - core\_system\_parameters, 265
- GLONASS\_L2\_CA\_FREQ\_HZ
  - core\_system\_parameters, 266
- GLONASS\_LEAP\_SECONDS
  - core\_system\_parameters, 266
- GLONASS\_MOON\_ECCENTRICITY
  - core\_system\_parameters, 266
- GLONASS\_MOON\_GM
  - core\_system\_parameters, 267
- GLONASS\_MOON\_INCLINATION
  - core\_system\_parameters, 267
- GLONASS\_MOON\_OMEGA\_0
  - core\_system\_parameters, 267
- GLONASS\_MOON\_OMEGA\_1
  - core\_system\_parameters, 267
- GLONASS\_MOON\_Q0
  - core\_system\_parameters, 267
- GLONASS\_MOON\_Q1
  - core\_system\_parameters, 268
- GLONASS\_MOON\_SEMI\_MAJOR\_AXIS
  - core\_system\_parameters, 268
- GLONASS\_OMEGA\_EARTH\_DOT
  - core\_system\_parameters, 268
- GLONASS\_SEMI\_MAJOR\_AXIS
  - core\_system\_parameters, 268
- GLONASS\_SUN\_ECCENTRICITY
  - core\_system\_parameters, 268
- GLONASS\_SUN\_GM
  - core\_system\_parameters, 269
- GLONASS\_SUN\_OMEGA
  - core\_system\_parameters, 269
- GLONASS\_SUN\_Q0
  - core\_system\_parameters, 269
- GLONASS\_SUN\_Q1
  - core\_system\_parameters, 269
- GLONASS\_SUN\_SEMI\_MAJOR\_AXIS
  - core\_system\_parameters, 269
- GLONASS\_TAU\_0
  - core\_system\_parameters, 270
- GLONASS\_TAU\_1
  - core\_system\_parameters, 270
- GLONASS\_U0
  - core\_system\_parameters, 270
- GNSS block interfaces, 194
- GNSS\_OMEGA\_EARTH\_DOT
  - core\_system\_parameters, 270
- GNSS\_PI
  - core\_system\_parameters, 270
- GNSSBlockFactory, 648
  - GetBlock, 648
- GNSSBlockInterface, 649
  - start, 650
- GNSSFlowgraph, 650
  - ~GNSSFlowgraph, 651
  - acquisition\_manager, 652
  - apply\_action, 652
  - connect, 652
  - disconnect, 652
  - GNSSFlowgraph, 651
  - get\_pvt, 653
  - priorize\_satellites, 653
  - send\_telemetry\_msg, 653
  - set\_configuration, 653
  - start, 653
  - stop, 653
  - wait, 654
- GPS\_Bit\_Number
  - Gps\_Acq\_Assist, 660
- GPS\_CA\_TELEMETRY\_RATE\_BITS\_SECOND
  - core\_system\_parameters, 271
- GPS\_CA\_TELEMETRY\_RATE\_SYMBOLS\_SECOND
  - core\_system\_parameters, 271
- GPS\_CNAV.h, 1140
- GPS\_GM
  - core\_system\_parameters, 271
- GPS\_L1\_CA.h, 1145
- GPS\_L1\_CA\_BIT\_PERIOD\_MS
  - core\_system\_parameters, 271
- GPS\_L1\_CA\_CHIP\_PERIOD\_S
  - core\_system\_parameters, 272
- GPS\_L1\_CA\_CODE\_LENGTH\_CHIPS
  - core\_system\_parameters, 272
- GPS\_L1\_CA\_CODE\_PERIOD\_MS
  - core\_system\_parameters, 272
- GPS\_L1\_CA\_CODE\_PERIOD\_S
  - core\_system\_parameters, 272
- GPS\_L1\_CA\_CODE\_RATE\_CPS
  - core\_system\_parameters, 272
- GPS\_L1\_CA\_OPT\_ACQ\_FS\_SPS
  - core\_system\_parameters, 273
- GPS\_L1\_FREQ\_HZ
  - core\_system\_parameters, 273
- GPS\_L1\_front\_end\_model\_E4000
  - FrontEndCal, 415
- GPS\_L2\_CNAV\_DATA\_PAGE\_BITS
  - core\_system\_parameters, 273
- GPS\_L2\_FREQ\_HZ
  - core\_system\_parameters, 273
- GPS\_L2\_L\_CODE\_LENGTH\_CHIPS
  - core\_system\_parameters, 273
- GPS\_L2\_L\_CODE\_RATE\_CPS

- core\_system\_parameters, [274](#)
- GPS\_L2\_L\_PERIOD\_S
  - core\_system\_parameters, [274](#)
- GPS\_L2\_M\_CODE\_LENGTH\_CHIPS
  - core\_system\_parameters, [274](#)
- GPS\_L2\_M\_CODE\_RATE\_CPS
  - core\_system\_parameters, [274](#)
- GPS\_L2\_M\_PERIOD\_S
  - core\_system\_parameters, [274](#)
- GPS\_L2\_V27\_HISTORY\_LENGTH\_BITS
  - telemetry\_decoder\_libswiftcnv, [181](#)
- GPS\_L2C.h, [1164](#)
- GPS\_L2C\_M\_INIT\_REG
  - core\_system\_parameters, [275](#)
- GPS\_L2C\_OPT\_ACQ\_FS\_SPS
  - core\_system\_parameters, [275](#)
- GPS\_L2C\_V27\_DECODE\_BITS
  - telemetry\_decoder\_libswiftcnv, [182](#)
- GPS\_L2C\_V27\_DELAY\_BITS
  - telemetry\_decoder\_libswiftcnv, [182](#)
- GPS\_L2C\_V27\_INIT\_BITS
  - telemetry\_decoder\_libswiftcnv, [182](#)
- GPS\_L5.h, [1168](#)
- GPS\_L5\_CNAV\_DATA\_PAGE\_BITS
  - core\_system\_parameters, [275](#)
- GPS\_L5\_FREQ\_HZ
  - core\_system\_parameters, [276](#)
- GPS\_L5\_OPT\_ACQ\_FS\_SPS
  - core\_system\_parameters, [276](#)
- GPS\_L5I\_CODE\_LENGTH\_CHIPS
  - core\_system\_parameters, [276](#)
- GPS\_L5I\_CODE\_RATE\_CPS
  - core\_system\_parameters, [276](#)
- GPS\_L5I\_PERIOD\_MS
  - core\_system\_parameters, [276](#)
- GPS\_L5I\_PERIOD\_S
  - core\_system\_parameters, [277](#)
- GPS\_L5I\_SYMBOL\_PERIOD\_MS
  - core\_system\_parameters, [277](#)
- GPS\_L5I\_SYMBOL\_PERIOD\_S
  - core\_system\_parameters, [277](#)
- GPS\_L5Q\_CODE\_LENGTH\_CHIPS
  - core\_system\_parameters, [277](#)
- GPS\_L5Q\_CODE\_RATE\_CPS
  - core\_system\_parameters, [277](#)
- GPS\_L5Q\_PERIOD\_S
  - core\_system\_parameters, [278](#)
- GPS\_SUBFRAME\_BITS
  - core\_system\_parameters, [278](#)
- GPS\_SUBFRAME\_LENGTH
  - core\_system\_parameters, [278](#)
- GPS\_SUBFRAME\_MS
  - core\_system\_parameters, [278](#)
- GPS\_SUBFRAME\_SECONDS
  - core\_system\_parameters, [278](#)
- GPS\_WORD\_BITS
  - core\_system\_parameters, [279](#)
- GPS\_WORD\_LENGTH
  - core\_system\_parameters, [279](#)
- GPS\_F
  - core\_system\_parameters, [271](#)
- GPU\_Complex, [775](#)
- GPU\_Complex\_Short, [775](#)
- GST\_to\_UTC\_time
  - Galileo\_Utc\_Model, [456](#)
- Galileo\_Almanac, [416](#)
  - Galileo\_Almanac, [417](#)
- Galileo\_Almanac\_Helper, [417](#)
  - Galileo\_Almanac\_Helper, [419](#)
- Galileo\_CNAV.h, [1050](#)
- Galileo\_Cnav\_Message, [419](#)
- Galileo\_E1.h, [1053](#)
- Galileo\_E1\_Tcp\_Connector\_Tracking\_cc, [420](#)
- Galileo\_E5a.h, [1062](#)
- Galileo\_E5b.h, [1069](#)
- Galileo\_E6.h, [1073](#)
- Galileo\_Ephemeris, [426](#)
  - BGD\_E1E5a, [428](#)
  - BGD\_E1E5b, [428](#)
  - E1B\_DVS, [428](#)
  - E1B\_HS, [429](#)
  - E5a\_DVS, [429](#)
  - E5a\_HS, [429](#)
  - E5b\_DVS, [429](#)
  - E5b\_HS, [430](#)
  - Galileo\_System\_Time, [427](#)
  - SISA, [430](#)
  - serialize, [427](#)
- Galileo\_FNAV.h, [1078](#)
- Galileo\_Fnav\_Message, [430](#)
- Galileo\_HAS\_data, [431](#)
  - get\_PRNs\_in\_mask, [436](#)
  - get\_PRNs\_in\_submask, [436](#)
  - get\_code\_bias\_m, [433](#)
  - get\_delta\_along\_track\_m, [433](#), [434](#)
  - get\_delta\_clock\_c0\_m, [434](#)
  - get\_delta\_cross\_track\_m, [434](#)
  - get\_delta\_radial\_m, [434](#), [435](#)
  - get\_gnss\_id, [435](#)
  - get\_gnss\_iod, [435](#)
  - get\_nsat, [435](#)
  - get\_nsatprime, [435](#)
  - get\_num\_satellites, [435](#)
  - get\_phase\_bias\_cycle, [436](#)
  - get\_signals\_in\_mask, [436](#)
  - get\_systems\_string, [436](#)
  - get\_validity\_interval\_s, [436](#)
  - Nsys, [437](#)
- Galileo\_HAS\_page, [437](#)
  - has\_message\_string, [438](#)
  - has\_status, [438](#)
  - message\_id, [438](#)
  - message\_page\_id, [438](#)
  - message\_size, [438](#)
  - message\_type, [439](#)
  - reserved, [439](#)

- Galileo\_INAV.h, 1083
- Galileo\_Inav\_Message, 439
- Galileo\_Iono, 440
  - ai0, 442
  - ai1, 442
  - ai2, 442
  - Galileo\_Iono, 441
  - Region1\_flag, 443
  - Region2\_flag, 443
  - Region3\_flag, 443
  - Region4\_flag, 443
  - Region5\_flag, 444
  - serialize, 442
  - tow, 444
  - WN, 444
- Galileo\_Reduced\_CED, 450
  - af0red, 451
  - af1red, 452
  - compute\_eph, 451
  - DeltaAred, 452
  - Deltai0red, 452
  - exred, 452
  - eyred, 452
  - Galileo\_Reduced\_CED, 451
  - IODnav, 453
  - lambda0red, 453
  - Omega0red, 453
  - PRN, 453
  - TOTRedCED, 453
- Galileo\_System\_Time
  - Galileo\_Ephemeris, 427
- Galileo\_Utc\_Model, 455
  - GST\_to\_UTC\_time, 456
  - Galileo\_Utc\_Model, 456
  - serialize, 457
  - tot, 457
  - WNot, 457
- galileo\_almanac.h, 1049
- galileo\_almanac\_helper.h, 1050
- galileo\_cnav\_message.h, 1052
- galileo\_e1\_code\_gen\_complex\_sampled
  - algorithms\_libs, 98
- galileo\_e1\_code\_gen\_float\_sampled
  - algorithms\_libs, 98, 99
- galileo\_e1\_code\_gen\_sinboc11\_float
  - algorithms\_libs, 99
- galileo\_e1\_dll\_pll\_veml\_tracking.h, 1054
- galileo\_e1\_dll\_pll\_veml\_tracking\_fpga.h, 1054
- galileo\_e1\_pcps\_8ms\_ambiguous\_acquisition.h, 1055
- galileo\_e1\_pcps\_ambiguous\_acquisition.h, 1056
- galileo\_e1\_pcps\_ambiguous\_acquisition\_fpga.h, 1056
- galileo\_e1\_pcps\_cccwsr\_ambiguous\_acquisition.h, 1057
- galileo\_e1\_pcps\_quicksync\_ambiguous\_acquisition.h, 1057
- galileo\_e1\_pcps\_tong\_ambiguous\_acquisition.h, 1058
- galileo\_e1\_signal\_replica.h, 1059
- galileo\_e1\_tcp\_connector\_tracking.h, 1059
- galileo\_e1\_tcp\_connector\_tracking\_cc.h, 1060
- galileo\_e1b\_telemetry\_decoder.h, 1061
- galileo\_e5\_a\_code\_gen\_complex\_primary
  - algorithms\_libs, 99
- galileo\_e5\_a\_code\_gen\_complex\_sampled
  - algorithms\_libs, 99
- galileo\_e5\_b\_code\_gen\_complex\_primary
  - algorithms\_libs, 100
- galileo\_e5\_b\_code\_gen\_complex\_sampled
  - algorithms\_libs, 100
- galileo\_e5\_signal\_replica.h, 1062
- galileo\_e5a\_dll\_pll\_tracking.h, 1064
- galileo\_e5a\_dll\_pll\_tracking\_fpga.h, 1064
- galileo\_e5a\_noncoherent\_iq\_acquisition\_caf.h, 1065
- galileo\_e5a\_noncoherent\_iq\_acquisition\_caf\_cc.h, 1066
- galileo\_e5a\_noncoherentIQ\_acquisition\_caf\_cc, 420
  - ~galileo\_e5a\_noncoherentIQ\_acquisition\_caf\_cc, 421
- general\_work, 422
- init, 422
- mag, 422
- set\_active, 422
- set\_channel, 423
- set\_channel\_fsm, 423
- set\_doppler\_max, 423
- set\_doppler\_step, 423
- set\_gnss\_synchro, 424
- set\_local\_code, 424
- set\_state, 424
- set\_threshold, 425
- galileo\_e5a\_pcps\_acquisition.h, 1067
- galileo\_e5a\_pcps\_acquisition\_fpga.h, 1067
- galileo\_e5a\_telemetry\_decoder.h, 1068
- galileo\_e5b\_dll\_pll\_tracking.h, 1070
- galileo\_e5b\_pcps\_acquisition.h, 1071
- galileo\_e5b\_pcps\_acquisition\_fpga.h, 1071
- galileo\_e5b\_telemetry\_decoder.h, 1072
- galileo\_e6\_b\_code\_gen\_complex\_primary
  - algorithms\_libs, 100
- galileo\_e6\_b\_code\_gen\_complex\_sampled
  - algorithms\_libs, 100
- galileo\_e6\_b\_code\_gen\_float\_primary
  - algorithms\_libs, 101
- galileo\_e6\_c\_code\_gen\_complex\_primary
  - algorithms\_libs, 101
- galileo\_e6\_c\_code\_gen\_complex\_sampled
  - algorithms\_libs, 101
- galileo\_e6\_c\_code\_gen\_float\_primary
  - algorithms\_libs, 101
- galileo\_e6\_c\_secondary\_code
  - algorithms\_libs, 101
- galileo\_e6\_c\_secondary\_code\_gen\_complex
  - algorithms\_libs, 102
- galileo\_e6\_c\_secondary\_code\_gen\_float
  - algorithms\_libs, 102
- galileo\_e6\_dll\_pll\_tracking.h, 1074
- galileo\_e6\_has\_msg\_receiver, 425



- ~galileo\_e6\_has\_msg\_receiver, 426
- galileo\_e6\_has\_msg\_receiver.h, 1074
- galileo\_e6\_pcps\_acquisition.h, 1075
- galileo\_e6\_signal\_replica.h, 1076
- galileo\_e6\_telemetry\_decoder.h, 1077
- galileo\_ephemeris.h, 1077
- galileo\_ephemeris\_map
  - Rtklib\_Solver, 911
- galileo\_fnav\_message.h, 1081
- galileo\_has\_data.h, 1082
- galileo\_has\_page.h, 1082
- galileo\_inav\_message.h, 1088
- galileo\_iono.h, 1088
- galileo\_pcps\_8ms\_acquisition\_cc, 445
  - ~galileo\_pcps\_8ms\_acquisition\_cc, 446
  - general\_work, 446
  - init, 446
  - mag, 446
  - set\_active, 446
  - set\_channel, 447
  - set\_channel\_fsm, 447
  - set\_doppler\_max, 447
  - set\_doppler\_step, 447
  - set\_gnss\_synchro, 448
  - set\_local\_code, 448
  - set\_state, 448
  - set\_threshold, 450
- galileo\_pcps\_8ms\_acquisition\_cc.h, 1089
- galileo\_reduced\_ced.h, 1090
- galileo\_telemetry\_decoder\_gs, 454
  - general\_work, 455
  - set\_channel, 455
  - set\_satellite, 455
- galileo\_telemetry\_decoder\_gs.h, 1091
- galileo\_utc\_model.h, 1092
- GalileoE1BTelemetryDecoder, 458
  - implementation, 458
- GalileoE1DIIPIVemlTracking, 459
  - implementation, 459
  - set\_channel, 460
  - set\_gnss\_synchro, 460
  - stop\_tracking, 460
- GalileoE1DIIPIVemlTrackingFpga, 461
  - ~GalileoE1DIIPIVemlTrackingFpga, 462
  - connect, 462
  - disconnect, 462
  - GalileoE1DIIPIVemlTrackingFpga, 462
  - get\_left\_block, 463
  - get\_right\_block, 463
  - implementation, 463
  - item\_size, 463
  - role, 463
  - set\_channel, 464
  - set\_gnss\_synchro, 464
  - start\_tracking, 464
  - stop\_tracking, 464
- GalileoE1Pcps8msAmbiguousAcquisition, 465
  - implementation, 466
  - init, 466
  - mag, 466
  - reset, 466
  - set\_channel, 466
  - set\_channel\_fsm, 467
  - set\_doppler\_max, 467
  - set\_doppler\_step, 467
  - set\_gnss\_synchro, 467
  - set\_local\_code, 468
  - set\_threshold, 468
  - stop\_acquisition, 468
- GalileoE1PcpsAmbiguousAcquisition, 469
  - implementation, 470
  - init, 470
  - mag, 470
  - reset, 470
  - set\_channel, 471
  - set\_channel\_fsm, 471
  - set\_doppler\_center, 471
  - set\_doppler\_max, 471
  - set\_doppler\_step, 471
  - set\_gnss\_synchro, 472
  - set\_local\_code, 472
  - set\_resampler\_latency, 472
  - set\_state, 472
  - set\_threshold, 472
  - stop\_acquisition, 473
- GalileoE1PcpsAmbiguousAcquisitionFpga, 473
  - ~GalileoE1PcpsAmbiguousAcquisitionFpga, 475
  - connect, 475
  - disconnect, 475
  - GalileoE1PcpsAmbiguousAcquisitionFpga, 475
  - get\_left\_block, 476
  - get\_right\_block, 476
  - implementation, 476
  - init, 476
  - item\_size, 476
  - mag, 477
  - reset, 477
  - role, 477
  - set\_channel, 477
  - set\_channel\_fsm, 477
  - set\_doppler\_center, 478
  - set\_doppler\_max, 478
  - set\_doppler\_step, 478
  - set\_gnss\_synchro, 478
  - set\_local\_code, 478
  - set\_resampler\_latency, 479
  - set\_state, 479
  - set\_threshold, 479
  - stop\_acquisition, 479
- GalileoE1PcpsCccwsrAmbiguousAcquisition, 480
  - implementation, 481
  - init, 481
  - mag, 481
  - reset, 481
  - set\_channel, 481
  - set\_channel\_fsm, 482

- set\_doppler\_max, [482](#)
  - set\_doppler\_step, [482](#)
  - set\_gnss\_synchro, [482](#)
  - set\_state, [483](#)
  - set\_threshold, [483](#)
  - stop\_acquisition, [483](#)
- GalileoE1PcpsQuickSyncAmbiguousAcquisition, [484](#)
  - implementation, [485](#)
  - init, [485](#)
  - mag, [485](#)
  - reset, [485](#)
  - set\_channel, [485](#)
  - set\_channel\_fsm, [486](#)
  - set\_doppler\_max, [486](#)
  - set\_doppler\_step, [486](#)
  - set\_gnss\_synchro, [486](#)
  - set\_local\_code, [487](#)
  - set\_state, [487](#)
  - set\_threshold, [487](#)
  - stop\_acquisition, [487](#)
- GalileoE1PcpsTongAmbiguousAcquisition, [488](#)
  - implementation, [489](#)
  - init, [489](#)
  - mag, [489](#)
  - reset, [489](#)
  - set\_channel, [489](#)
  - set\_channel\_fsm, [490](#)
  - set\_doppler\_max, [490](#)
  - set\_doppler\_step, [490](#)
  - set\_gnss\_synchro, [490](#)
  - set\_local\_code, [491](#)
  - set\_state, [491](#)
  - set\_threshold, [491](#)
  - stop\_acquisition, [491](#)
- GalileoE1TcpConnectorTracking, [492](#)
  - implementation, [492](#)
  - set\_channel, [493](#)
  - set\_gnss\_synchro, [493](#)
  - stop\_tracking, [493](#)
- GalileoE5aDIIPITracking, [494](#)
  - implementation, [494](#)
  - set\_channel, [495](#)
  - set\_gnss\_synchro, [495](#)
  - stop\_tracking, [495](#)
- GalileoE5aDIIPITrackingFpga, [496](#)
  - ~GalileoE5aDIIPITrackingFpga, [497](#)
  - connect, [497](#)
  - disconnect, [497](#)
  - GalileoE5aDIIPITrackingFpga, [497](#)
  - get\_left\_block, [497](#)
  - get\_right\_block, [498](#)
  - implementation, [498](#)
  - item\_size, [498](#)
  - role, [498](#)
  - set\_channel, [498](#)
  - set\_gnss\_synchro, [499](#)
  - start\_tracking, [499](#)
  - stop\_tracking, [499](#)
- GalileoE5aNoncoherentIQAcquisitionCaf, [500](#)
  - implementation, [501](#)
  - init, [501](#)
  - mag, [501](#)
  - reset, [501](#)
  - set\_channel, [501](#)
  - set\_channel\_fsm, [502](#)
  - set\_doppler\_max, [502](#)
  - set\_doppler\_step, [502](#)
  - set\_gnss\_synchro, [502](#)
  - set\_local\_code, [503](#)
  - set\_state, [503](#)
  - set\_threshold, [503](#)
  - stop\_acquisition, [503](#)
- GalileoE5aPcpsAcquisition, [504](#)
  - init, [505](#)
  - mag, [505](#)
  - reset, [505](#)
  - set\_channel, [506](#)
  - set\_channel\_fsm, [506](#)
  - set\_doppler\_center, [506](#)
  - set\_doppler\_max, [506](#)
  - set\_doppler\_step, [506](#)
  - set\_gnss\_synchro, [507](#)
  - set\_local\_code, [507](#)
  - set\_resampler\_latency, [507](#)
  - set\_state, [507](#)
  - set\_threshold, [508](#)
  - stop\_acquisition, [508](#)
- GalileoE5aPcpsAcquisitionFpga, [508](#)
  - ~GalileoE5aPcpsAcquisitionFpga, [510](#)
  - connect, [510](#)
  - disconnect, [510](#)
  - GalileoE5aPcpsAcquisitionFpga, [510](#)
  - get\_left\_block, [511](#)
  - get\_right\_block, [511](#)
  - implementation, [511](#)
  - init, [511](#)
  - item\_size, [511](#)
  - mag, [512](#)
  - reset, [512](#)
  - role, [512](#)
  - set\_channel, [512](#)
  - set\_channel\_fsm, [512](#)
  - set\_doppler\_center, [513](#)
  - set\_doppler\_max, [513](#)
  - set\_doppler\_step, [513](#)
  - set\_gnss\_synchro, [513](#)
  - set\_local\_code, [513](#)
  - set\_resampler\_latency, [514](#)
  - set\_single\_doppler\_flag, [514](#)
  - set\_state, [514](#)
  - set\_threshold, [514](#)
  - stop\_acquisition, [515](#)
- GalileoE5aTelemetryDecoder, [515](#)
  - implementation, [516](#)
- GalileoE5bDIIPITracking, [516](#)
  - connect, [517](#)



- disconnect, [517](#)
- get\_left\_block, [518](#)
- get\_right\_block, [518](#)
- implementation, [518](#)
- set\_channel, [518](#)
- set\_gnss\_synchro, [518](#)
- stop\_tracking, [519](#)
- GalileoE5bPcpsAcquisition, [519](#)
  - ~GalileoE5bPcpsAcquisition, [521](#)
  - connect, [521](#)
  - disconnect, [521](#)
  - GalileoE5bPcpsAcquisition, [520](#)
  - get\_left\_block, [521](#)
  - get\_right\_block, [521](#)
  - implementation, [522](#)
  - init, [522](#)
  - item\_size, [522](#)
  - mag, [522](#)
  - reset, [522](#)
  - role, [523](#)
  - set\_channel, [523](#)
  - set\_channel\_fsm, [523](#)
  - set\_doppler\_center, [523](#)
  - set\_doppler\_max, [524](#)
  - set\_doppler\_step, [524](#)
  - set\_gnss\_synchro, [524](#)
  - set\_local\_code, [524](#)
  - set\_resampler\_latency, [524](#)
  - set\_state, [525](#)
  - set\_threshold, [525](#)
  - stop\_acquisition, [525](#)
- GalileoE5bPcpsAcquisitionFpga, [526](#)
  - ~GalileoE5bPcpsAcquisitionFpga, [527](#)
  - connect, [528](#)
  - disconnect, [528](#)
  - GalileoE5bPcpsAcquisitionFpga, [527](#)
  - get\_left\_block, [528](#)
  - get\_right\_block, [528](#)
  - implementation, [528](#)
  - init, [529](#)
  - item\_size, [529](#)
  - mag, [529](#)
  - reset, [529](#)
  - role, [529](#)
  - set\_channel, [530](#)
  - set\_channel\_fsm, [530](#)
  - set\_doppler\_center, [530](#)
  - set\_doppler\_max, [530](#)
  - set\_doppler\_step, [531](#)
  - set\_gnss\_synchro, [531](#)
  - set\_local\_code, [531](#)
  - set\_resampler\_latency, [531](#)
  - set\_single\_doppler\_flag, [531](#)
  - set\_state, [532](#)
  - set\_threshold, [532](#)
  - stop\_acquisition, [532](#)
- GalileoE5bTelemetryDecoder, [533](#)
  - connect, [533](#)
  - disconnect, [534](#)
  - get\_left\_block, [534](#)
  - get\_right\_block, [534](#)
  - implementation, [534](#)
- GalileoE6DIIPIITracking, [535](#)
  - connect, [535](#)
  - disconnect, [536](#)
  - get\_left\_block, [536](#)
  - get\_right\_block, [536](#)
  - implementation, [536](#)
  - set\_channel, [536](#)
  - set\_gnss\_synchro, [537](#)
  - stop\_tracking, [537](#)
- GalileoE6PcpsAcquisition, [537](#)
  - implementation, [538](#)
  - init, [539](#)
  - mag, [539](#)
  - reset, [539](#)
  - set\_channel, [539](#)
  - set\_channel\_fsm, [539](#)
  - set\_doppler\_center, [540](#)
  - set\_doppler\_max, [540](#)
  - set\_doppler\_step, [540](#)
  - set\_gnss\_synchro, [540](#)
  - set\_local\_code, [540](#)
  - set\_resampler\_latency, [541](#)
  - set\_state, [541](#)
  - set\_threshold, [541](#)
  - stop\_acquisition, [541](#)
- GalileoE6TelemetryDecoder, [542](#)
  - connect, [542](#)
  - disconnect, [543](#)
  - get\_left\_block, [543](#)
  - get\_right\_block, [543](#)
  - implementation, [543](#)
- gen\_signal\_source.h, [1092](#)
- GenSignalSource, [544](#)
  - GenSignalSource, [544](#)
  - implementation, [545](#)
- general\_work
  - beidou\_b1i\_telemetry\_decoder\_gs, [309](#)
  - beidou\_b3i\_telemetry\_decoder\_gs, [311](#)
  - dll\_pll\_veml\_tracking\_fpga, [378](#)
  - galileo\_e5a\_noncoherentIQ\_acquisition\_caf\_cc, [422](#)
  - galileo\_pcps\_8ms\_acquisition\_cc, [446](#)
  - galileo\_telemetry\_decoder\_gs, [455](#)
  - glonass\_l1\_ca\_telemetry\_decoder\_gs, [578](#)
  - glonass\_l2\_ca\_telemetry\_decoder\_gs, [582](#)
  - gps\_l1\_ca\_telemetry\_decoder\_gs, [686](#)
  - gps\_l2c\_telemetry\_decoder\_gs, [687](#)
  - pcps\_acquisition, [822](#)
  - pcps\_acquisition\_fine\_doppler\_cc, [827](#)
  - pcps\_assisted\_acquisition\_cc, [839](#)
  - pcps\_cccwsr\_acquisition\_cc, [843](#)
  - pcps\_openc1\_acquisition\_cc, [848](#)
  - pcps\_quicksync\_acquisition\_cc, [854](#)
  - pcps\_tong\_acquisition\_cc, [858](#)

- sbas\_l1\_telemetry\_decoder\_gs, 920
- Geo\_to\_ECEF
  - algorithms\_libs, 102
- GeoJSON\_Printer, 545
- geofunctions.h, 1093
- geojson\_printer.h, 1094
- geph\_t, 546
- Get
  - INIReader, 784
- get
  - algorithms\_libs, 102
- get\_GPS\_week
  - Gps\_Navigation\_Message, 691
- get\_LLH
  - TcpCmdInterface, 956
- get\_PRNs\_in\_mask
  - Galileo\_HAS\_data, 436
- get\_PRNs\_in\_submask
  - Galileo\_HAS\_data, 436
- get\_PRN
  - Gnss\_Satellite, 621
- get\_TOW
  - Gps\_Navigation\_Message, 692
- get\_almanac
  - Glionass\_Gnav\_Navigation\_Message, 569
- get\_avg\_height
  - Pvt\_Solution, 870
- get\_avg\_latitude
  - Pvt\_Solution, 871
- get\_avg\_longitude
  - Pvt\_Solution, 871
- get\_beidou\_dnav\_almanac\_map
  - rtklib\_pvt\_gs, 908
- get\_beidou\_dnav\_ephemeris\_map
  - rtklib\_pvt\_gs, 908
- get\_block
  - Gnss\_Satellite, 621
- get\_clock\_drift\_ppm
  - Pvt\_Solution, 871
- get\_code\_bias\_m
  - Galileo\_HAS\_data, 433
- get\_code\_nco
  - Tracking\_2nd\_DLL\_filter, 962
- get\_course\_over\_ground
  - Pvt\_Solution, 871
- get\_current\_status\_map
  - channel\_status\_msg\_receiver, 348
- get\_current\_status\_pvt
  - channel\_status\_msg\_receiver, 348
- get\_delta\_along\_track\_m
  - Galileo\_HAS\_data, 433, 434
- get\_delta\_clock\_c0\_m
  - Galileo\_HAS\_data, 434
- get\_delta\_cross\_track\_m
  - Galileo\_HAS\_data, 434
- get\_delta\_radial\_m
  - Galileo\_HAS\_data, 434, 435
- get\_ephemeris
  - Beidou\_Dnav\_Navigation\_Message, 321
  - FrontEndCal, 415
  - Glionass\_Gnav\_Navigation\_Message, 569
  - Gps\_CNAV\_Navigation\_Message, 671
  - Gps\_Navigation\_Message, 691
- get\_flag\_iono\_valid
  - Gps\_Navigation\_Message, 691
- get\_flag\_utc\_model\_valid
  - Gps\_Navigation\_Message, 691
- get\_frame\_number
  - Glionass\_Gnav\_Navigation\_Message, 569
- get\_galileo\_almanac\_map
  - rtklib\_pvt\_gs, 908
- get\_galileo\_ephemeris\_map
  - rtklib\_pvt\_gs, 908
- get\_gnss\_id
  - Galileo\_HAS\_data, 435
- get\_gnss\_iod
  - Galileo\_HAS\_data, 435
- get\_gps\_almanac\_map
  - rtklib\_pvt\_gs, 908
- get\_gps\_ephemeris\_map
  - rtklib\_pvt\_gs, 908
- get\_height
  - Pvt\_Solution, 871
- get\_iono
  - Beidou\_Dnav\_Navigation\_Message, 321
  - Gps\_CNAV\_Navigation\_Message, 671
  - Gps\_Navigation\_Message, 691
- get\_latest\_PVT
  - rtklib\_pvt\_gs, 909
- get\_latitude
  - Pvt\_Solution, 871
- get\_left\_block
  - GalileoE1DIIPIIVemlTrackingFpga, 463
  - GalileoE1PcpsAmbiguousAcquisitionFpga, 476
  - GalileoE5aDIIPIITrackingFpga, 497
  - GalileoE5aPcpsAcquisitionFpga, 511
  - GalileoE5bDIIPIITracking, 518
  - GalileoE5bPcpsAcquisition, 521
  - GalileoE5bPcpsAcquisitionFpga, 528
  - GalileoE5bTelemetryDecoder, 534
  - GalileoE6DIIPIITracking, 536
  - GalileoE6TelemetryDecoder, 543
  - GpsL1CaDIIPIITrackingFpga, 700
  - GpsL1CaPcpsAcquisitionFpga, 720
  - GpsL5DIIPIITrackingFpga, 760
  - GpsL5iPcpsAcquisitionFpga, 770
- get\_left\_block\_acq
  - Channel, 343
- get\_left\_block\_trk
  - Channel, 343
- get\_longitude
  - Pvt\_Solution, 872
- get\_navfilename
  - Rinex\_Printer, 880
- get\_nsat
  - Galileo\_HAS\_data, 435

- get\_nsatprime
  - Galileo\_HAS\_data, [435](#)
- get\_num\_satellites
  - Galileo\_HAS\_data, [435](#)
- get\_num\_valid\_observations
  - Pvt\_Solution, [872](#)
- get\_obsfilename
  - Rinex\_Printer, [881](#)
- get\_phase\_bias\_cycle
  - Galileo\_HAS\_data, [436](#)
- get\_pvt
  - GNSSFlowgraph, [653](#)
- get\_rf\_link
  - Gnss\_Satellite, [622](#)
- get\_right\_block
  - Channel, [344](#)
  - GalileoE1DIIPIIVemlTrackingFpga, [463](#)
  - GalileoE1PcpsAmbiguousAcquisitionFpga, [476](#)
  - GalileoE5aDIIPIITrackingFpga, [498](#)
  - GalileoE5aPcpsAcquisitionFpga, [511](#)
  - GalileoE5bDIIPIITracking, [518](#)
  - GalileoE5bPcpsAcquisition, [521](#)
  - GalileoE5bPcpsAcquisitionFpga, [528](#)
  - GalileoE5bTelemetryDecoder, [534](#)
  - GalileoE6DIIPIITracking, [536](#)
  - GalileoE6TelemetryDecoder, [543](#)
  - GpsL1CaDIIPIITrackingFpga, [701](#)
  - GpsL1CaPcpsAcquisitionFpga, [720](#)
  - GpsL5DIIPIITrackingFpga, [761](#)
  - GpsL5iPcpsAcquisitionFpga, [770](#)
- get\_right\_block\_acq
  - Channel, [344](#)
- get\_right\_block\_trk
  - Channel, [344](#)
- get\_satellite
  - Gnss\_Signal, [635](#)
- get\_satellite\_PRN
  - Gps\_Navigation\_Message, [691](#)
- get\_signal\_str
  - Gnss\_Signal, [635](#)
- get\_signals\_in\_mask
  - Galileo\_HAS\_data, [436](#)
- get\_speed\_over\_ground
  - Pvt\_Solution, [872](#)
- get\_system
  - Gnss\_Satellite, [622](#)
- get\_system\_short
  - Gnss\_Satellite, [622](#)
- get\_systems\_string
  - Galileo\_HAS\_data, [436](#)
- get\_time\_offset\_s
  - Pvt\_Solution, [872](#)
- get\_utc\_model
  - Beidou\_Dnav\_Navigation\_Message, [321](#)
  - Glomass\_Gnav\_Navigation\_Message, [570](#)
  - Gps\_CNAV\_Navigation\_Message, [671](#)
  - Gps\_Navigation\_Message, [692](#)
- get\_utc\_time
  - TcpCmdInterface, [956](#)
- get\_validity\_interval\_s
  - Galileo\_HAS\_data, [436](#)
- GetBlock
  - GNSSBlockFactory, [648](#)
- GetInteger
  - INIReader, [784](#)
- Glomass\_Gnav\_Almanac, [546](#)
  - d\_C\_n, [548](#)
  - d\_Delta\_T\_n\_A\_dot, [549](#)
  - d\_Delta\_T\_n\_A, [549](#)
  - d\_Delta\_i\_n\_A, [548](#)
  - d\_H\_n\_A, [549](#)
  - d\_KP, [550](#)
  - d\_M\_n\_A, [550](#)
  - d\_epsilon\_n\_A, [549](#)
  - d\_I\_n, [550](#)
  - d\_lambda\_n\_A, [550](#)
  - d\_n\_A, [551](#)
  - d\_omega\_n\_A, [551](#)
  - d\_t\_lambda\_n\_A, [551](#)
  - d\_tau\_n\_A, [551](#)
  - Glomass\_Gnav\_Almanac, [548](#)
  - i\_satellite\_freq\_channel, [552](#)
  - i\_satellite\_slot\_number, [552](#)
  - PRN, [552](#)
  - serialize, [548](#)
- Glomass\_Gnav\_Ephemeris, [553](#)
  - compute\_GLONASS\_time, [555](#)
  - d\_AXn, [558](#)
  - d\_AYn, [558](#)
  - d\_AZn, [559](#)
  - d\_B\_n, [559](#)
  - d\_Delta\_tau\_n, [559](#)
  - d\_E\_n, [560](#)
  - d\_F\_T, [560](#)
  - d\_N\_T, [562](#)
  - d\_P\_1, [562](#)
  - d\_P\_2, [563](#)
  - d\_P\_3, [563](#)
  - d\_P\_4, [563](#)
  - d\_TOW, [565](#)
  - d\_VXn, [565](#)
  - d\_VYn, [565](#)
  - d\_VZn, [565](#)
  - d\_WN, [565](#)
  - d\_Xn, [566](#)
  - d\_Yn, [566](#)
  - d\_Zn, [566](#)
  - d\_dtr, [559](#)
  - d\_gamma\_n, [560](#)
  - d\_iode, [560](#)
  - d\_l3rd\_n, [561](#)
  - d\_l5th\_n, [561](#)
  - d\_M, [561](#)
  - d\_m, [561](#)
  - d\_n, [562](#)
  - d\_P, [562](#)

- d\_satClkDrift, [563](#)
- d\_t\_b, [564](#)
- d\_t\_k, [564](#)
- d\_tau\_c, [564](#)
- d\_tau\_n, [564](#)
- d\_tod, [564](#)
- d\_yr, [566](#)
- Glomass\_Gnav\_Ephemeris, [555](#)
- glot\_to\_gpst, [556](#)
- glot\_to\_utc, [556](#)
- i\_satellite\_freq\_channel, [566](#)
- i\_satellite\_slot\_number, [567](#)
- PRN, [567](#)
- serialize, [557](#)
- sv\_clock\_drift, [558](#)
- Glomass\_Gnav\_Navigation\_Message, [567](#)
  - CRC\_test, [569](#)
  - get\_almanac, [569](#)
  - get\_ephemeris, [569](#)
  - get\_frame\_number, [569](#)
  - get\_utc\_model, [570](#)
  - Glomass\_Gnav\_Navigation\_Message, [568](#)
  - have\_new\_almanac, [570](#)
  - have\_new\_ephemeris, [570](#)
  - have\_new\_utc\_model, [570](#)
  - string\_decoder, [570](#)
- Glomass\_Gnav\_Utc\_Model, [571](#)
  - d\_B1, [573](#)
  - d\_B2, [573](#)
  - d\_N\_4, [573](#)
  - d\_N\_A, [573](#)
  - d\_tau\_c, [574](#)
  - d\_tau\_gps, [574](#)
  - Glomass\_Gnav\_Utc\_Model, [572](#)
  - serialize, [572](#)
  - utc\_time, [572](#)
- Glomass\_L1\_Ca\_DLL\_PII\_Tracking\_cc, [576](#)
- Glomass\_L2\_Ca\_DLL\_PII\_Tracking\_cc, [580](#)
- glonass\_gnav\_almanac
  - Rtklib\_Solver, [911](#)
- glonass\_gnav\_almanac.h, [1095](#)
- glonass\_gnav\_ephemeris.h, [1095](#)
- glonass\_gnav\_ephemeris\_map
  - Rtklib\_Solver, [911](#)
- glonass\_gnav\_navigation\_message.h, [1096](#)
- glonass\_gnav\_utc\_model
  - Rtklib\_Solver, [911](#)
- glonass\_gnav\_utc\_model.h, [1097](#)
- glonass\_l1\_ca\_code\_gen\_complex
  - algorithms\_libs, [103](#)
- glonass\_l1\_ca\_code\_gen\_complex\_sampled
  - algorithms\_libs, [103](#)
- glonass\_l1\_ca\_dll\_pll\_c\_aid\_tracking.h, [1097](#)
- glonass\_l1\_ca\_dll\_pll\_c\_aid\_tracking\_cc, [574](#)
- glonass\_l1\_ca\_dll\_pll\_c\_aid\_tracking\_cc.h, [1098](#)
- glonass\_l1\_ca\_dll\_pll\_c\_aid\_tracking\_sc, [575](#)
- glonass\_l1\_ca\_dll\_pll\_c\_aid\_tracking\_sc.h, [1099](#)
- glonass\_l1\_ca\_dll\_pll\_tracking.h, [1100](#)
- glonass\_l1\_ca\_dll\_pll\_tracking\_cc.h, [1101](#)
- glonass\_l1\_ca\_pcps\_acquisition.h, [1102](#)
- glonass\_l1\_ca\_telemetry\_decoder.h, [1102](#)
- glonass\_l1\_ca\_telemetry\_decoder\_gs, [577](#)
  - ~glonass\_l1\_ca\_telemetry\_decoder\_gs, [578](#)
  - general\_work, [578](#)
  - set\_channel, [578](#)
  - set\_satellite, [578](#)
- glonass\_l1\_ca\_telemetry\_decoder\_gs.h, [1103](#)
- glonass\_l2\_ca\_code\_gen\_complex
  - algorithms\_libs, [103](#)
- glonass\_l2\_ca\_code\_gen\_complex\_sampled
  - algorithms\_libs, [103](#)
- glonass\_l2\_ca\_dll\_pll\_c\_aid\_tracking.h, [1108](#)
- glonass\_l2\_ca\_dll\_pll\_c\_aid\_tracking\_cc, [579](#)
- glonass\_l2\_ca\_dll\_pll\_c\_aid\_tracking\_cc.h, [1109](#)
- glonass\_l2\_ca\_dll\_pll\_c\_aid\_tracking\_sc, [580](#)
- glonass\_l2\_ca\_dll\_pll\_c\_aid\_tracking\_sc.h, [1110](#)
- glonass\_l2\_ca\_dll\_pll\_tracking.h, [1111](#)
- glonass\_l2\_ca\_dll\_pll\_tracking\_cc.h, [1112](#)
- glonass\_l2\_ca\_pcps\_acquisition.h, [1113](#)
- glonass\_l2\_ca\_telemetry\_decoder.h, [1113](#)
- glonass\_l2\_ca\_telemetry\_decoder\_gs, [581](#)
  - ~glonass\_l2\_ca\_telemetry\_decoder\_gs, [582](#)
  - general\_work, [582](#)
  - set\_channel, [582](#)
  - set\_satellite, [582](#)
- glonass\_l2\_ca\_telemetry\_decoder\_gs.h, [1114](#)
- glonass\_l2\_signal\_replica.h, [1115](#)
- GlomassL1CaDIIPICAidTracking, [583](#)
  - implementation, [584](#)
  - set\_channel, [584](#)
  - set\_gnss\_synchro, [584](#)
  - stop\_tracking, [584](#)
- GlomassL1CaDIIPIITracking, [585](#)
  - implementation, [586](#)
  - set\_channel, [586](#)
  - set\_gnss\_synchro, [586](#)
  - stop\_tracking, [586](#)
- GlomassL1CaPcpsAcquisition, [587](#)
  - implementation, [588](#)
  - init, [588](#)
  - mag, [588](#)
  - reset, [589](#)
  - set\_channel, [589](#)
  - set\_channel\_fsm, [589](#)
  - set\_doppler\_max, [589](#)
  - set\_doppler\_step, [590](#)
  - set\_gnss\_synchro, [590](#)
  - set\_local\_code, [590](#)
  - set\_state, [590](#)
  - set\_threshold, [590](#)
  - stop\_acquisition, [591](#)
- GlomassL1CaTelemetryDecoder, [591](#)
  - implementation, [592](#)
- GlomassL2CaDIIPICAidTracking, [592](#)
  - implementation, [593](#)
  - set\_channel, [593](#)

- set\_gnss\_synchro, [593](#)
  - stop\_tracking, [594](#)
- GlonassL2CaDIPIITracking, [594](#)
  - implementation, [595](#)
  - set\_channel, [595](#)
  - set\_gnss\_synchro, [595](#)
  - stop\_tracking, [595](#)
- GlonassL2CaPcpsAcquisition, [596](#)
  - implementation, [597](#)
  - init, [597](#)
  - mag, [597](#)
  - reset, [598](#)
  - set\_channel, [598](#)
  - set\_channel\_fsm, [598](#)
  - set\_doppler\_max, [598](#)
  - set\_doppler\_step, [599](#)
  - set\_gnss\_synchro, [599](#)
  - set\_local\_code, [599](#)
  - set\_state, [599](#)
  - set\_threshold, [599](#)
  - stop\_acquisition, [600](#)
- GlonassL2CaTelemetryDecoder, [600](#)
  - implementation, [601](#)
- glot\_to\_gpst
  - Glonass\_Gnav\_Ephemeris, [556](#)
- glot\_to\_utc
  - Glonass\_Gnav\_Ephemeris, [556](#)
- GnMaxSignalSource, [601](#)
- gnmax\_signal\_source.h, [1116](#)
- Gnss\_Almanac, [602](#)
  - af0, [605](#)
  - af1, [605](#)
  - delta\_i, [605](#)
  - ecc, [605](#)
  - Gnss\_Almanac, [603](#)
  - M\_0, [605](#)
  - OMEGA\_0, [606](#)
  - OMEGAdot, [606](#)
  - omega, [605](#)
  - PRN, [606](#)
  - predicted\_doppler, [604](#)
  - satellitePosVelComputation, [604](#)
  - sqrtA, [606](#)
  - System, [606](#)
  - toa, [607](#)
  - WNa, [607](#)
- Gnss\_Ephemeris, [608](#)
  - af0, [611](#)
  - af1, [611](#)
  - af2, [612](#)
  - Cic, [612](#)
  - Cis, [612](#)
  - Crc, [612](#)
  - Crs, [613](#)
  - Cuc, [613](#)
  - Cus, [613](#)
  - delta\_n, [613](#)
  - dtr, [614](#)
  - ecc, [614](#)
  - i\_0, [614](#)
  - idot, [614](#)
  - M\_0, [615](#)
  - OMEGA\_0, [615](#)
  - OMEGAdot, [615](#)
  - omega, [615](#)
  - PRN, [616](#)
  - predicted\_doppler, [610](#)
  - satClkDrift, [616](#)
  - satellitePosition, [611](#)
  - satpos\_X, [616](#)
  - satpos\_Y, [616](#)
  - satpos\_Z, [617](#)
  - satvel\_X, [617](#)
  - satvel\_Y, [617](#)
  - satvel\_Z, [617](#)
  - sqrtA, [617](#)
  - sv\_clock\_drift, [611](#)
  - System, [618](#)
  - toc, [618](#)
  - toe, [618](#)
  - tow, [618](#)
  - WN, [619](#)
- Gnss\_Satellite, [619](#)
  - ~Gnss\_Satellite, [621](#)
  - get\_PRN, [621](#)
  - get\_block, [621](#)
  - get\_rf\_link, [622](#)
  - get\_system, [622](#)
  - get\_system\_short, [622](#)
  - Gnss\_Satellite, [620](#), [621](#)
  - operator<<, [623](#)
  - operator=, [622](#)
  - operator==, [623](#)
  - update\_PRN, [622](#)
  - what\_block, [623](#)
- Gnss\_Sdr\_Supl\_Client, [625](#)
  - load\_cnav\_ephemeris\_xml, [627](#)
  - load\_cnav\_utc\_xml, [627](#)
  - load\_ephemeris\_xml, [627](#)
  - load\_gal\_almanac\_xml, [627](#)
  - load\_gal\_ephemeris\_xml, [627](#)
  - load\_gal\_iono\_xml, [628](#)
  - load\_gal\_utc\_xml, [628](#)
  - load\_glo\_utc\_xml, [628](#)
  - load\_gnav\_ephemeris\_xml, [628](#)
  - load\_gps\_almanac\_xml, [628](#)
  - load\_iono\_xml, [628](#)
  - load\_ref\_location\_xml, [629](#)
  - load\_ref\_time\_xml, [629](#)
  - load\_utc\_xml, [629](#)
  - save\_cnav\_ephemeris\_map\_xml, [629](#)
  - save\_cnav\_utc\_xml, [629](#)
  - save\_ephemeris\_map\_xml, [630](#)
  - save\_gal\_almanac\_xml, [630](#)
  - save\_gal\_ephemeris\_map\_xml, [630](#)
  - save\_gal\_iono\_xml, [630](#)

- save\_gal\_utc\_xml, 630
- save\_glo\_utc\_xml, 631
- save\_gnav\_ephemeris\_map\_xml, 631
- save\_gps\_almanac\_xml, 631
- save\_iono\_xml, 631
- save\_ref\_location\_xml, 631
- save\_ref\_time\_xml, 632
- save\_utc\_xml, 632
- Gnss\_Sdr\_Timestamp, 633
- Gnss\_Sdr\_Valve, 634
- Gnss\_Signal, 634
  - get\_satellite, 635
  - get\_signal\_str, 635
  - operator<<, 635
  - operator==, 636
- Gnss\_Synchro, 636
  - ~Gnss\_Synchro, 638
  - Acq\_delay\_samples, 640
  - Acq\_doppler\_hz, 640
  - Acq\_doppler\_step, 640
  - Acq\_samplestamp\_samples, 640
  - CNO\_dB\_hz, 641
  - Carrier\_Doppler\_hz, 640
  - Carrier\_phase\_rads, 641
  - Channel\_ID, 641
  - Code\_phase\_samples, 641
  - correlation\_length\_ms, 642
  - Flag\_PLL\_180\_deg\_phase\_locked, 642
  - Flag\_valid\_acquisition, 642
  - Flag\_valid\_pseudorange, 642
  - Flag\_valid\_symbol\_output, 643
  - Flag\_valid\_word, 643
  - fs, 643
  - Gnss\_Synchro, 638
  - interp\_TOW\_ms, 643
  - operator=, 639
  - PRN, 644
  - Prompt\_I, 644
  - Prompt\_Q, 644
  - Pseudorange\_m, 644
  - RX\_time, 645
  - serialize, 639
  - Signal, 645
  - System, 645
  - TOW\_at\_current\_symbol\_ms, 645
  - Tracking\_sample\_counter, 646
- Gnss\_Synchro\_Udp\_Sink, 647
- gnss\_almanac.h, 1116
- gnss\_block\_factory.h, 1117
- gnss\_block\_interface.h, 1118
- Gnss\_circular\_deque
  - algorithms\_libs, 103, 104
- Gnss\_circular\_deque< T >, 607
- gnss\_circular\_deque.h, 1118
- gnss\_ephemeris.h, 1119
- gnss\_flowgraph.h, 1120
- gnss\_frequencies.h, 1120
- gnss\_obs\_codes.h, 1121
- gnss\_satellite.h, 1124
- gnss\_sdr\_create\_directory.h, 1125
- gnss\_sdr\_fft.h, 1125
- gnss\_sdr\_filesystem.h, 1126
- gnss\_sdr\_flags, 113
  - DECLARE\_bool, 114
  - DECLARE\_double, 114
  - DECLARE\_int32, 115, 116
  - DECLARE\_string, 116, 117
- gnss\_sdr\_flags.h, 1127
- gnss\_sdr\_fpga\_sample\_counter, 624
- gnss\_sdr\_fpga\_sample\_counter.h, 1128
- gnss\_sdr\_make\_unique.h, 1129
- gnss\_sdr\_sample\_counter, 624
- gnss\_sdr\_sample\_counter.h, 1129
- gnss\_sdr\_string\_literals.h, 1130
- gnss\_sdr\_supl\_client.h, 1130
- gnss\_sdr\_time\_counter, 632
- gnss\_sdr\_time\_counter.h, 1131
- gnss\_sdr\_timestamp.h, 1132
- gnss\_sdr\_valve.h, 1133
- gnss\_signal.h, 1133
- gnss\_signal\_replica.h, 1134
- gnss\_synchro.h, 1135
- gnss\_synchro\_monitor, 646
  - ~gnss\_synchro\_monitor, 647
- gnss\_synchro\_monitor.h, 1135
- gnss\_synchro\_udp\_sink.h, 1136
- gnss\_time.h, 1137
- GnssTime, 654
  - week, 654
- Gnuplot, 655
  - Gnuplot, 656
  - operator<<, 657
  - replot, 657
  - unset\_title, 657
- gnuplot\_i.h, 1138
- GnuplotException, 657
- Gps\_Acq\_Assist, 658
  - Azimuth, 659
  - Code\_Phase, 659
  - Code\_Phase\_int, 659
  - Code\_Phase\_window, 659
  - Doppler0, 660
  - Doppler1, 660
  - dopplerUncertainty, 660
  - Elevation, 660
  - GPS\_Bit\_Number, 660
  - Gps\_Acq\_Assist, 659
  - PRN, 661
  - tow, 661
- Gps\_Almanac, 661
  - AS\_status, 662
  - Gps\_Almanac, 662
  - SV\_health, 662
- Gps\_CNAV\_Ephemeris, 663
  - Adot, 665
  - alert\_flag, 665

- antispoofing\_flag, 665
- delta\_OMEGAdot, 666
- delta\_A, 666
- delta\_ndot, 666
- Gps\_CNAV\_Ephemeris, 664
- integrity\_status\_flag, 666
- serialize, 665
- signal\_health, 667
- TGD, 667
- toe1, 667
- toe2, 667
- top, 668
- URA0, 668
- URA1, 668
- URA2, 668
- URA, 668
- Gps\_CNAV\_Iono, 669
  - Gps\_CNAV\_Iono, 669
- Gps\_CNAV\_Navigation\_Message, 670
  - get\_ephemeris, 671
  - get\_iono, 671
  - get\_utc\_model, 671
  - Gps\_CNAV\_Navigation\_Message, 670
  - have\_new\_ephemeris, 671
  - have\_new\_iono, 671
  - have\_new\_utc\_model, 671
- Gps\_CNAV\_Utc\_Model, 672
  - Gps\_CNAV\_Utc\_Model, 672
- Gps\_Ephemeris, 673
  - AODO, 675
  - alert\_flag, 675
  - antispoofing\_flag, 675
  - code\_on\_L2, 676
  - fit\_interval\_flag, 676
  - Gps\_Ephemeris, 674
  - IODE\_SF2, 677
  - IODE\_SF3, 677
  - IODC, 676
  - integrity\_status\_flag, 676
  - L2\_P\_data\_flag, 677
  - SV\_accuracy, 678
  - SV\_health, 678
  - satelliteBlock, 677
  - serialize, 674
  - TGD, 678
- Gps\_Iono, 679
  - alpha0, 680
  - alpha1, 680
  - alpha2, 681
  - alpha3, 681
  - beta0, 681
  - beta1, 681
  - beta2, 682
  - beta3, 682
  - Gps\_Iono, 680
  - serialize, 680
  - valid, 682
- Gps\_L1\_Ca\_Dll\_Pll\_Tracking\_GPU\_cc, 683
- Gps\_L1\_Ca\_Kf\_Tracking\_cc, 683
- Gps\_L1\_Ca\_Tcp\_Connector\_Tracking\_cc, 684
- Gps\_Navigation\_Message, 689
  - get\_GPS\_week, 691
  - get\_TOW, 692
  - get\_ephemeris, 691
  - get\_flag\_iono\_valid, 691
  - get\_flag\_utc\_model\_valid, 691
  - get\_iono, 691
  - get\_satellite\_PRN, 691
  - get\_utc\_model, 692
  - Gps\_Navigation\_Message, 690
  - set\_channel, 692
  - set\_satellite\_PRN, 692
  - subframe\_decoder, 692
  - utc\_time, 693
- Gps\_Utc\_Model, 693
  - A0, 694
  - A1, 695
  - A2, 695
  - DeltaT\_LSF, 695
  - DeltaT\_LS, 695
  - DN, 695
  - Gps\_Utc\_Model, 694
  - tot, 696
  - WN\_LSF, 696
  - WN\_T, 696
- gps\_acq\_assist.h, 1139
- gps\_almanac.h, 1139
- gps\_cnav\_ephemeris.h, 1142
- gps\_cnav\_ephemeris\_map
  - Rtklib\_Solver, 911
- gps\_cnav\_iono.h, 1143
- gps\_cnav\_navigation\_message.h, 1143
- gps\_cnav\_utc\_model.h, 1144
- gps\_ephemeris.h, 1144
- gps\_ephemeris\_map
  - Rtklib\_Solver, 912
- gps\_iono.h, 1145
- gps\_l1\_ca\_code\_gen\_complex
  - algorithms\_libs, 104
- gps\_l1\_ca\_code\_gen\_complex\_sampled
  - algorithms\_libs, 104
- gps\_l1\_ca\_code\_gen\_float
  - algorithms\_libs, 104
- gps\_l1\_ca\_code\_gen\_int
  - algorithms\_libs, 105
- gps\_l1\_ca\_dll\_pll\_tracking.h, 1149
- gps\_l1\_ca\_dll\_pll\_tracking\_fpga.h, 1150
- gps\_l1\_ca\_dll\_pll\_tracking\_gpu.h, 1150
- gps\_l1\_ca\_dll\_pll\_tracking\_gpu\_cc.h, 1151
- gps\_l1\_ca\_kf\_tracking.h, 1152
- gps\_l1\_ca\_kf\_tracking\_cc.h, 1153
- gps\_l1\_ca\_kf\_vtl\_tracking.h, 1154
- gps\_l1\_ca\_pcps\_acquisition.h, 1154
- gps\_l1\_ca\_pcps\_acquisition\_fine\_doppler.h, 1155
- gps\_l1\_ca\_pcps\_acquisition\_fpga.h, 1156
- gps\_l1\_ca\_pcps\_assisted\_acquisition.h, 1156



- gps\_l1\_ca\_pcps\_openc1\_acquisition.h, 1157
- gps\_l1\_ca\_pcps\_quicksync\_acquisition.h, 1158
- gps\_l1\_ca\_pcps\_tong\_acquisition.h, 1158
- gps\_l1\_ca\_tcp\_connector\_tracking.h, 1159
- gps\_l1\_ca\_tcp\_connector\_tracking\_cc.h, 1160
- gps\_l1\_ca\_telemetry\_decoder.h, 1161
- gps\_l1\_ca\_telemetry\_decoder\_gs, 685
  - general\_work, 686
  - set\_channel, 686
  - set\_satellite, 686
- gps\_l1\_ca\_telemetry\_decoder\_gs.h, 1161
- gps\_l2\_m\_dll\_pll\_tracking.h, 1162
- gps\_l2\_m\_dll\_pll\_tracking\_fpga.h, 1163
- gps\_l2\_m\_pcps\_acquisition.h, 1163
- gps\_l2\_m\_pcps\_acquisition\_fpga.h, 1164
- gps\_l2c\_m\_code\_gen\_complex
  - algorithms\_libs, 105
- gps\_l2c\_m\_code\_gen\_complex\_sampled
  - algorithms\_libs, 105
- gps\_l2c\_m\_code\_gen\_float
  - algorithms\_libs, 105
- gps\_l2c\_signal\_replica.h, 1165
- gps\_l2c\_telemetry\_decoder.h, 1166
- gps\_l2c\_telemetry\_decoder\_gs, 687
  - general\_work, 687
  - set\_channel, 687
  - set\_satellite, 688
- gps\_l2c\_telemetry\_decoder\_gs.h, 1167
- gps\_l5\_dll\_pll\_tracking.h, 1169
- gps\_l5\_dll\_pll\_tracking\_fpga.h, 1169
- gps\_l5\_signal\_replica.h, 1170
- gps\_l5\_telemetry\_decoder.h, 1171
- gps\_l5\_telemetry\_decoder\_gs, 688
  - set\_channel, 689
  - set\_satellite, 689
- gps\_l5\_telemetry\_decoder\_gs.h, 1172
- gps\_l5i\_code\_gen\_complex
  - algorithms\_libs, 105
- gps\_l5i\_code\_gen\_complex\_sampled
  - algorithms\_libs, 106
- gps\_l5i\_code\_gen\_float
  - algorithms\_libs, 106
- gps\_l5i\_pcps\_acquisition.h, 1172
- gps\_l5i\_pcps\_acquisition\_fpga.h, 1173
- gps\_l5q\_code\_gen\_complex
  - algorithms\_libs, 106
- gps\_l5q\_code\_gen\_complex\_sampled
  - algorithms\_libs, 106
- gps\_l5q\_code\_gen\_float
  - algorithms\_libs, 106
- gps\_navigation\_message.h, 1174
- gps\_sdr\_signal\_replica.h, 1174
- gps\_utc\_model.h, 1175
- GpsL1CaDlIPILTracking, 697
  - implementation, 697
  - set\_channel, 698
  - set\_gnss\_synchro, 698
  - stop\_tracking, 698
- GpsL1CaDlIPILTrackingFpga, 699
  - ~GpsL1CaDlIPILTrackingFpga, 700
  - connect, 700
  - disconnect, 700
  - get\_left\_block, 700
  - get\_right\_block, 701
  - GpsL1CaDlIPILTrackingFpga, 700
  - implementation, 701
  - item\_size, 701
  - role, 701
  - set\_channel, 701
  - set\_gnss\_synchro, 702
  - start\_tracking, 702
  - stop\_tracking, 702
- GpsL1CaDlIPILTrackingGPU, 703
  - implementation, 703
  - set\_channel, 704
  - set\_gnss\_synchro, 704
  - stop\_tracking, 704
- GpsL1CaKfTracking, 705
  - implementation, 705
  - set\_channel, 706
  - set\_gnss\_synchro, 706
  - stop\_tracking, 706
- GpsL1CaKfVtlTracking, 707
  - implementation, 707
  - set\_channel, 708
  - set\_gnss\_synchro, 708
  - stop\_tracking, 708
- GpsL1CaPcpsAcquisition, 709
  - implementation, 710
  - init, 710
  - mag, 710
  - reset, 710
  - set\_channel, 711
  - set\_channel\_fsm, 711
  - set\_doppler\_center, 711
  - set\_doppler\_max, 711
  - set\_doppler\_step, 711
  - set\_gnss\_synchro, 712
  - set\_local\_code, 712
  - set\_resampler\_latency, 712
  - set\_state, 712
  - set\_threshold, 712
  - stop\_acquisition, 713
- GpsL1CaPcpsAcquisitionFineDoppler, 713
  - implementation, 714
  - init, 715
  - mag, 715
  - reset, 715
  - set\_channel, 715
  - set\_channel\_fsm, 715
  - set\_doppler\_max, 716
  - set\_doppler\_step, 716
  - set\_gnss\_synchro, 716
  - set\_state, 716
  - set\_threshold, 717
  - stop\_acquisition, 717



- GpsL1CaPcpsAcquisitionFpga, 717
  - ~GpsL1CaPcpsAcquisitionFpga, 719
  - connect, 719
  - disconnect, 719
  - get\_left\_block, 720
  - get\_right\_block, 720
  - GpsL1CaPcpsAcquisitionFpga, 719
  - implementation, 720
  - init, 720
  - item\_size, 720
  - mag, 721
  - reset, 721
  - role, 721
  - set\_channel, 721
  - set\_channel\_fsm, 721
  - set\_doppler\_center, 722
  - set\_doppler\_max, 722
  - set\_doppler\_step, 722
  - set\_gnss\_synchro, 722
  - set\_local\_code, 722
  - set\_resampler\_latency, 723
  - set\_state, 723
  - set\_threshold, 723
  - stop\_acquisition, 723
- GpsL1CaPcpsAssistedAcquisition, 724
  - implementation, 725
  - init, 725
  - mag, 725
  - reset, 725
  - set\_channel, 725
  - set\_channel\_fsm, 726
  - set\_doppler\_max, 726
  - set\_doppler\_step, 726
  - set\_gnss\_synchro, 726
  - set\_threshold, 727
  - stop\_acquisition, 727
- GpsL1CaPcpsOpenCIAcquisition, 727
  - implementation, 728
  - init, 729
  - mag, 729
  - reset, 729
  - set\_channel, 729
  - set\_channel\_fsm, 729
  - set\_doppler\_max, 730
  - set\_doppler\_step, 730
  - set\_gnss\_synchro, 730
  - set\_local\_code, 730
  - set\_threshold, 731
  - stop\_acquisition, 731
- GpsL1CaPcpsQuickSyncAcquisition, 731
  - implementation, 732
  - init, 733
  - mag, 733
  - reset, 733
  - set\_channel, 733
  - set\_channel\_fsm, 733
  - set\_doppler\_max, 734
  - set\_doppler\_step, 734
  - set\_gnss\_synchro, 734
  - set\_local\_code, 734
  - set\_state, 735
  - set\_threshold, 735
  - stop\_acquisition, 735
- GpsL1CaPcpsTongAcquisition, 736
  - implementation, 737
  - init, 737
  - mag, 737
  - reset, 737
  - set\_channel, 737
  - set\_channel\_fsm, 738
  - set\_doppler\_max, 738
  - set\_doppler\_step, 738
  - set\_gnss\_synchro, 738
  - set\_local\_code, 739
  - set\_state, 739
  - set\_threshold, 739
  - stop\_acquisition, 739
- GpsL1CaTcpConnectorTracking, 740
  - implementation, 740
  - set\_channel, 741
  - set\_gnss\_synchro, 741
  - stop\_tracking, 741
- GpsL1CaTelemetryDecoder, 742
  - implementation, 742
- GpsL2CTelemetryDecoder, 743
  - implementation, 743
- GpsL2MDIIPITracking, 744
  - implementation, 744
  - set\_channel, 745
  - set\_gnss\_synchro, 745
  - stop\_tracking, 745
- GpsL2MDIIPITrackingFpga, 746
  - implementation, 746
  - set\_channel, 747
  - set\_gnss\_synchro, 747
  - stop\_tracking, 747
- GpsL2MPcpsAcquisition, 748
  - implementation, 749
  - init, 749
  - mag, 749
  - reset, 749
  - set\_channel, 750
  - set\_channel\_fsm, 750
  - set\_doppler\_center, 750
  - set\_doppler\_max, 750
  - set\_doppler\_step, 750
  - set\_gnss\_synchro, 751
  - set\_local\_code, 751
  - set\_resampler\_latency, 751
  - set\_state, 751
  - set\_threshold, 751
  - stop\_acquisition, 752
- GpsL2MPcpsAcquisitionFpga, 752
  - implementation, 753
  - init, 754
  - mag, 754

- reset, 754
- set\_channel, 754
- set\_channel\_fsm, 754
- set\_doppler\_max, 755
- set\_doppler\_step, 755
- set\_gnss\_synchro, 755
- set\_local\_code, 755
- set\_state, 756
- set\_threshold, 756
- stop\_acquisition, 756
- GpsL5DIIPITracking, 757
  - implementation, 757
  - set\_channel, 758
  - set\_gnss\_synchro, 758
  - stop\_tracking, 758
- GpsL5DIIPITrackingFpga, 759
  - ~GpsL5DIIPITrackingFpga, 760
  - connect, 760
  - disconnect, 760
  - get\_left\_block, 760
  - get\_right\_block, 761
  - GpsL5DIIPITrackingFpga, 760
  - implementation, 761
  - item\_size, 761
  - role, 761
  - set\_channel, 761
  - set\_gnss\_synchro, 762
  - start\_tracking, 762
  - stop\_tracking, 762
- GpsL5TelemetryDecoder, 774
  - implementation, 774
- GpsL5iPcpsAcquisition, 763
  - implementation, 764
  - init, 764
  - mag, 764
  - reset, 764
  - set\_channel, 765
  - set\_channel\_fsm, 765
  - set\_doppler\_center, 765
  - set\_doppler\_max, 765
  - set\_doppler\_step, 765
  - set\_gnss\_synchro, 766
  - set\_local\_code, 766
  - set\_resampler\_latency, 766
  - set\_state, 766
  - set\_threshold, 766
  - stop\_acquisition, 767
- GpsL5iPcpsAcquisitionFpga, 767
  - ~GpsL5iPcpsAcquisitionFpga, 769
  - connect, 769
  - disconnect, 769
  - get\_left\_block, 770
  - get\_right\_block, 770
  - GpsL5iPcpsAcquisitionFpga, 769
  - implementation, 770
  - init, 770
  - item\_size, 770
  - mag, 771
  - reset, 771
  - role, 771
  - set\_channel, 771
  - set\_channel\_fsm, 771
  - set\_doppler\_center, 772
  - set\_doppler\_max, 772
  - set\_doppler\_step, 772
  - set\_gnss\_synchro, 772
  - set\_local\_code, 772
  - set\_resampler\_latency, 773
  - set\_state, 773
  - set\_threshold, 773
  - stop\_acquisition, 773
- Gpx\_Printer, 776
- gpx\_printer.h, 1175
- Gr\_Complex\_Ip\_Packet\_Source, 776
- gr\_complex\_ip\_packet\_source.h, 1176
- Gravity\_ECEF
  - algorithms\_libs, 107
- great\_circle\_distance
  - algorithms\_libs, 107
- gtime\_t, 777
- HALF\_PI
  - core\_system\_parameters, 279
- HION
  - algorithms\_libs\_rtklib, 136
- half\_cyc\_tag, 777
- Has\_Simple\_Printer, 778
- has\_message\_string
  - Galileo\_HAS\_page, 438
- has\_simple\_printer.h, 1177
- has\_status
  - Galileo\_HAS\_page, 438
- HasSection
  - INIReader, 784
- HasValue
  - INIReader, 785
- have\_new\_almanac
  - Beidou\_Dnav\_Navigation\_Message, 321
  - Glomass\_Gnav\_Navigation\_Message, 570
- have\_new\_ephemeris
  - Beidou\_Dnav\_Navigation\_Message, 322
  - Glomass\_Gnav\_Navigation\_Message, 570
  - Gps\_CNAV\_Navigation\_Message, 671
- have\_new\_iono
  - Beidou\_Dnav\_Navigation\_Message, 322
  - Gps\_CNAV\_Navigation\_Message, 671
- have\_new\_utc\_model
  - Beidou\_Dnav\_Navigation\_Message, 322
  - Glomass\_Gnav\_Navigation\_Message, 570
  - Gps\_CNAV\_Navigation\_Message, 671
- hex\_to\_bin
  - Rtcm, 888
- hex\_to\_binary\_converter
  - algorithms\_libs, 107
- hex\_to\_binary\_string
  - algorithms\_libs, 107
- hex\_to\_int

- Rtcm, [888](#)
- hex\_to\_uint
  - Rtcm, [889](#)
- hybrid\_observables.h, [1177](#)
- hybrid\_observables\_gs, [778](#)
- hybrid\_observables\_gs.h, [1178](#)
- HybridObservables, [779](#)
  - implementation, [780](#)
  - item\_size, [780](#)
- i\_0
  - Gnss\_Ephemeris, [614](#)
- i\_prn
  - Sbas\_Ephemeris, [918](#)
- i\_satellite\_freq\_channel
  - Glionass\_Gnav\_Almanac, [552](#)
  - Glionass\_Gnav\_Ephemeris, [566](#)
- i\_satellite\_slot\_number
  - Glionass\_Gnav\_Almanac, [552](#)
  - Glionass\_Gnav\_Ephemeris, [567](#)
- i\_sv\_ura
  - Sbas\_Ephemeris, [918](#)
- i\_t0
  - Sbas\_Ephemeris, [918](#)
- IGPBAND1
  - rtklib\_sbas.h, [1265](#)
- IGPBAND2
  - rtklib\_sbas.h, [1265](#)
- INIReader, [783](#)
  - Get, [784](#)
  - GetInteger, [784](#)
  - HasSection, [784](#)
  - HasValue, [785](#)
  - INIReader, [784](#)
  - ParseError, [785](#)
- INIReader.h, [1182](#)
- INT\_SWAP\_STAT
  - algorithms\_libs\_rtklib, [136](#)
- INT\_SWAP\_TRAC
  - algorithms\_libs\_rtklib, [136](#)
- IODE\_SF2
  - Gps\_Ephemeris, [677](#)
- IODE\_SF3
  - Gps\_Ephemeris, [677](#)
- IODC
  - Gps\_Ephemeris, [676](#)
- IODnav
  - Galileo\_Reduced\_CED, [453](#)
- IONOOPT\_BRDC
  - algorithms\_libs\_rtklib, [137](#)
- IONOOPT\_EST
  - algorithms\_libs\_rtklib, [137](#)
- IONOOPT\_IFLC
  - algorithms\_libs\_rtklib, [137](#)
- IONOOPT\_LEX
  - algorithms\_libs\_rtklib, [137](#)
- IONOOPT\_OFF
  - algorithms\_libs\_rtklib, [137](#)
- IONOOPT\_QZS
  - algorithms\_libs\_rtklib, [138](#)
- IONOOPT\_SBAS
  - algorithms\_libs\_rtklib, [138](#)
- IONOOPT\_STEC
  - algorithms\_libs\_rtklib, [138](#)
- IONOOPT\_TEC
  - algorithms\_libs\_rtklib, [138](#)
- ibyte\_to\_cbyte.h, [1179](#)
- ibyte\_to\_complex.h, [1179](#)
- ibyte\_to\_cshort.h, [1180](#)
- lbyteToCbyte, [780](#)
  - implementation, [781](#)
- lbyteToComplex, [781](#)
  - implementation, [782](#)
- lbyteToCshort, [782](#)
  - implementation, [783](#)
- idot
  - Gnss\_Ephemeris, [614](#)
- implementation
  - ArraySignalConditioner, [305](#)
  - BeamformerFilter, [308](#)
  - BeidouB1iPcpsAcquisition, [329](#)
  - BeidouB1iTelemetryDecoder, [332](#)
  - BeidouB3iPcpsAcquisition, [335](#)
  - BeidouB3iTelemetryDecoder, [339](#)
  - ByteToShort, [341](#)
  - Channel, [344](#)
  - DirectResamplerConditioner, [374](#)
  - FirFilter, [397](#)
  - FreqXlatingFirFilter, [413](#)
  - GalileoE1BTelemetryDecoder, [458](#)
  - GalileoE1DIIPIIVemlTracking, [459](#)
  - GalileoE1DIIPIIVemlTrackingFpga, [463](#)
  - GalileoE1Pcps8msAmbiguousAcquisition, [466](#)
  - GalileoE1PcpsAmbiguousAcquisition, [470](#)
  - GalileoE1PcpsAmbiguousAcquisitionFpga, [476](#)
  - GalileoE1PcpsCccwsrAmbiguousAcquisition, [481](#)
  - GalileoE1PcpsQuickSyncAmbiguousAcquisition, [485](#)
  - GalileoE1PcpsTongAmbiguousAcquisition, [489](#)
  - GalileoE1TcpConnectorTracking, [492](#)
  - GalileoE5aDIIPIITracking, [494](#)
  - GalileoE5aDIIPIITrackingFpga, [498](#)
  - GalileoE5aNoncoherentIQAcquisitionCaf, [501](#)
  - GalileoE5aPcpsAcquisitionFpga, [511](#)
  - GalileoE5aTelemetryDecoder, [516](#)
  - GalileoE5bDIIPIITracking, [518](#)
  - GalileoE5bPcpsAcquisition, [522](#)
  - GalileoE5bPcpsAcquisitionFpga, [528](#)
  - GalileoE5bTelemetryDecoder, [534](#)
  - GalileoE6DIIPIITracking, [536](#)
  - GalileoE6PcpsAcquisition, [538](#)
  - GalileoE6TelemetryDecoder, [543](#)
  - GenSignalSource, [545](#)
  - GlionassL1CaDIIPIICaidTracking, [584](#)
  - GlionassL1CaDIIPIITracking, [586](#)
  - GlionassL1CaPcpsAcquisition, [588](#)
  - GlionassL1CaTelemetryDecoder, [592](#)

- GlionassL2CaDIIPICAidTracking, [593](#)
  - GlionassL2CaDIIPITracking, [595](#)
  - GlionassL2CaPcpsAcquisition, [597](#)
  - GlionassL2CaTelemetryDecoder, [601](#)
  - GpsL1CaDIIPITracking, [697](#)
  - GpsL1CaDIIPITrackingFpga, [701](#)
  - GpsL1CaDIIPITrackingGPU, [703](#)
  - GpsL1CaKfTracking, [705](#)
  - GpsL1CaKfVtlTracking, [707](#)
  - GpsL1CaPcpsAcquisition, [710](#)
  - GpsL1CaPcpsAcquisitionFineDoppler, [714](#)
  - GpsL1CaPcpsAcquisitionFpga, [720](#)
  - GpsL1CaPcpsAssistedAcquisition, [725](#)
  - GpsL1CaPcpsOpenCIAcquisition, [728](#)
  - GpsL1CaPcpsQuickSyncAcquisition, [732](#)
  - GpsL1CaPcpsTongAcquisition, [737](#)
  - GpsL1CaTcpConnectorTracking, [740](#)
  - GpsL1CaTelemetryDecoder, [742](#)
  - GpsL2CTelemetryDecoder, [743](#)
  - GpsL2MDIIPITracking, [744](#)
  - GpsL2MDIIPITrackingFpga, [746](#)
  - GpsL2MPcpsAcquisition, [749](#)
  - GpsL2MPcpsAcquisitionFpga, [753](#)
  - GpsL5DIIPITracking, [757](#)
  - GpsL5DIIPITrackingFpga, [761](#)
  - GpsL5TelemetryDecoder, [774](#)
  - GpsL5iPcpsAcquisition, [764](#)
  - GpsL5iPcpsAcquisitionFpga, [770](#)
  - HybridObservables, [780](#)
  - lbyteToCbyte, [781](#)
  - lbyteToComplex, [782](#)
  - lbyteToCshort, [783](#)
  - lshortToComplex, [789](#)
  - lshortToCshort, [790](#)
  - NotchFilter, [812](#)
  - NotchFilterLite, [813](#)
  - Pass\_Through, [820](#)
  - PulseBlankingFilter, [867](#)
  - Rtklib\_Pvt, [905](#)
  - SbasL1TelemetryDecoder, [921](#)
  - SignalConditioner, [940](#)
  - SignalGenerator, [941](#)
- in\_memory\_configuration.h, [1181](#)
- InMemoryConfiguration, [785](#)
- ini.h, [1181](#)
- ini\_parse
  - core\_libs, [196](#)
- init
  - BeidouB1iPcpsAcquisition, [329](#)
  - BeidouB3iPcpsAcquisition, [336](#)
  - cnav\_v27\_part\_t, [355](#)
  - FileSourceBase, [392](#)
  - galileo\_e5a\_noncoherentIQ\_acquisition\_caf\_cc, [422](#)
  - galileo\_pcps\_8ms\_acquisition\_cc, [446](#)
  - GalileoE1Pcps8msAmbiguousAcquisition, [466](#)
  - GalileoE1PcpsAmbiguousAcquisition, [470](#)
  - GalileoE1PcpsAmbiguousAcquisitionFpga, [476](#)
  - GalileoE1PcpsCccwsrAmbiguousAcquisition, [481](#)
  - GalileoE1PcpsQuickSyncAmbiguousAcquisition, [485](#)
  - GalileoE1PcpsTongAmbiguousAcquisition, [489](#)
  - GalileoE5aNoncoherentIQAcquisitionCaf, [501](#)
  - GalileoE5aPcpsAcquisition, [505](#)
  - GalileoE5aPcpsAcquisitionFpga, [511](#)
  - GalileoE5bPcpsAcquisition, [522](#)
  - GalileoE5bPcpsAcquisitionFpga, [529](#)
  - GalileoE6PcpsAcquisition, [539](#)
  - GlionassL1CaPcpsAcquisition, [588](#)
  - GlionassL2CaPcpsAcquisition, [597](#)
  - GpsL1CaPcpsAcquisition, [710](#)
  - GpsL1CaPcpsAcquisitionFineDoppler, [715](#)
  - GpsL1CaPcpsAcquisitionFpga, [720](#)
  - GpsL1CaPcpsAssistedAcquisition, [725](#)
  - GpsL1CaPcpsOpenCIAcquisition, [729](#)
  - GpsL1CaPcpsQuickSyncAcquisition, [733](#)
  - GpsL1CaPcpsTongAcquisition, [737](#)
  - GpsL2MPcpsAcquisition, [749](#)
  - GpsL2MPcpsAcquisitionFpga, [754](#)
  - GpsL5iPcpsAcquisition, [764](#)
  - GpsL5iPcpsAcquisitionFpga, [770](#)
  - pcps\_acquisition, [822](#)
  - pcps\_acquisition\_fine\_doppler\_cc, [827](#)
  - pcps\_acquisition\_fpga, [833](#)
  - pcps\_assisted\_acquisition\_cc, [839](#)
  - pcps\_cccwsr\_acquisition\_cc, [843](#)
  - pcps\_openc1\_acquisition\_cc, [848](#)
  - pcps\_quicksync\_acquisition\_cc, [854](#)
  - pcps\_tong\_acquisition\_cc, [859](#)
- initialize
  - TIm\_CRC\_Stats, [961](#)
  - Tracking\_2nd\_DLL\_filter, [962](#)
- initialize\_secondary\_code
  - Fpga\_Multicorrelator\_8sc, [409](#)
- Input Filter, [85](#)
- input\_filter\_adapters, [86](#)
- input\_filter\_gr\_blocks, [87](#)
- integrity\_status\_flag
  - Beidou\_Dnav\_Ephemeris, [317](#)
  - Gps\_CNAV\_Ephemeris, [666](#)
  - Gps\_Ephemeris, [676](#)
- interleaved\_byte\_to\_complex\_byte, [786](#)
- interleaved\_byte\_to\_complex\_byte.h, [1183](#)
- interleaved\_byte\_to\_complex\_short, [787](#)
- interleaved\_byte\_to\_complex\_short.h, [1183](#)
- interleaved\_short\_to\_complex\_short, [788](#)
- interleaved\_short\_to\_complex\_short.h, [1184](#)
- interp\_TOW\_ms
  - Gnss\_Synchro, [643](#)
- invert
  - cnav\_v27\_part\_t, [355](#)
- is\_rinex\_header\_written
  - Rinex\_Printer, [881](#)
- is\_server\_running
  - Rtcm, [889](#)
- ishort\_to\_complex.h, [1185](#)

- ishort\_to\_cshort.h, [1185](#)
- IshortToComplex, [788](#)
  - implementation, [789](#)
- IshortToCshort, [789](#)
  - implementation, [790](#)
- item\_size
  - FileSourceBase, [392](#)
  - GalileoE1DIIPIIVemlTrackingFpga, [463](#)
  - GalileoE1PcpsAmbiguousAcquisitionFpga, [476](#)
  - GalileoE5aDIIPIITrackingFpga, [498](#)
  - GalileoE5aPcpsAcquisitionFpga, [511](#)
  - GalileoE5bPcpsAcquisition, [522](#)
  - GalileoE5bPcpsAcquisitionFpga, [529](#)
  - GpsL1CaDIIPIITrackingFpga, [701](#)
  - GpsL1CaPcpsAcquisitionFpga, [720](#)
  - GpsL5DIIPIITrackingFpga, [761](#)
  - GpsL5iPcpsAcquisitionFpga, [770](#)
  - HybridObservables, [780](#)
  - Rtklib\_Pvt, [906](#)
- item\_type
  - FileSourceBase, [392](#)
- item\_type\_helpers.h, [1186](#)
- item\_type\_is\_complex
  - algorithms\_libs, [107](#)
- item\_type\_size
  - algorithms\_libs, [108](#)
- item\_type\_valid
  - algorithms\_libs, [108](#)
- itemTypeToSize
  - FileSourceBase, [392](#)
  - NsrFileSignalSource, [814](#)
  - SpirFileSignalSource, [949](#)
  - TwoBitCpxFileSignalSource, [971](#)
  - TwoBitPackedFileSignalSource, [973](#)
- kernel\_info\_t, [790](#)
- Kf\_Conf, [791](#)
- kf\_vtl\_tracking, [792](#)
- Kml\_Printer, [793](#)
- kml\_printer.h, [1187](#)
- L2\_P\_data\_flag
  - Gps\_Ephemeris, [677](#)
- LAM\_CARR
  - algorithms\_libs\_rtklib, [138](#)
- labsat23\_source, [793](#)
- labsat23\_source.h, [1187](#)
- labsat\_signal\_source.h, [1188](#)
- LabsatSignalSource, [794](#)
- lambda0red
  - Galileo\_Reduced\_CED, [453](#)
- lex\_t, [795](#)
- lexeph\_t, [795](#)
- lexion\_t, [796](#)
- lexmsg\_t, [796](#)
- LimesdrSignalSource, [797](#)
- load\_cnav\_ephemeris\_xml
  - Gnss\_Sdr\_Supl\_Client, [627](#)
- load\_cnav\_utc\_xml
  - Gnss\_Sdr\_Supl\_Client, [627](#)
- load\_ephemeris\_xml
  - Gnss\_Sdr\_Supl\_Client, [627](#)
- load\_gal\_almanac\_xml
  - Gnss\_Sdr\_Supl\_Client, [627](#)
- load\_gal\_ephemeris\_xml
  - Gnss\_Sdr\_Supl\_Client, [627](#)
- load\_gal\_iono\_xml
  - Gnss\_Sdr\_Supl\_Client, [628](#)
- load\_gal\_utc\_xml
  - Gnss\_Sdr\_Supl\_Client, [628](#)
- load\_glo\_utc\_xml
  - Gnss\_Sdr\_Supl\_Client, [628](#)
- load\_gnav\_ephemeris\_xml
  - Gnss\_Sdr\_Supl\_Client, [628](#)
- load\_gps\_almanac\_xml
  - Gnss\_Sdr\_Supl\_Client, [628](#)
- load\_iono\_xml
  - Gnss\_Sdr\_Supl\_Client, [628](#)
- load\_ref\_location\_xml
  - Gnss\_Sdr\_Supl\_Client, [629](#)
- load\_ref\_time\_xml
  - Gnss\_Sdr\_Supl\_Client, [629](#)
- load\_utc\_xml
  - Gnss\_Sdr\_Supl\_Client, [629](#)
- lock\_channel
  - Fpga\_Multicorrelator\_8sc, [409](#)
- lock\_detectors.h, [1189](#)
- lock\_time
  - Rtcm, [889](#), [890](#)
  - Rtcm\_Printer, [901](#)
- log\_rinex\_nav\_bds\_dnav
  - Rinex\_Printer, [881](#)
- log\_rinex\_nav\_gal\_nav
  - Rinex\_Printer, [881](#)
- log\_rinex\_nav\_glo\_gnav
  - Rinex\_Printer, [881](#)
- log\_rinex\_nav\_gps\_cnav
  - Rinex\_Printer, [882](#)
- log\_rinex\_nav\_gps\_nav
  - Rinex\_Printer, [882](#)
- M\_0
  - Gnss\_Almanac, [605](#)
  - Gnss\_Ephemeris, [615](#)
- MATH\_CONSTANTS.h, [1189](#)
- MAX\_TOA\_DELAY\_MS
  - core\_system\_parameters, [279](#)
- MAXANT
  - algorithms\_libs\_rtklib, [139](#)
- MAXBAND
  - algorithms\_libs\_rtklib, [139](#)
- MAXCLI
  - algorithms\_libs\_rtklib, [139](#)
- MAXCODE
  - core\_system\_parameters, [279](#)
- MAXDTOE\_BDS
  - algorithms\_libs\_rtklib, [140](#)
- MAXDTOE\_GAL

- algorithms\_libs\_rtklib, [140](#)
- MAXDTOE\_GLO
  - algorithms\_libs\_rtklib, [140](#)
- MAXDTOE\_QZS
  - algorithms\_libs\_rtklib, [140](#)
- MAXDTOE\_SBS
  - algorithms\_libs\_rtklib, [141](#)
- MAXDTOE\_S
  - algorithms\_libs\_rtklib, [140](#)
- MAXDTOE
  - algorithms\_libs\_rtklib, [139](#)
- MAXERRMSG
  - algorithms\_libs\_rtklib, [141](#)
- MAXEXFILE
  - algorithms\_libs\_rtklib, [141](#)
- MAXFREQ
  - algorithms\_libs\_rtklib, [141](#)
- MAXGDOP
  - algorithms\_libs\_rtklib, [141](#)
- MAXITR
  - rtklib\_pntpos.h, [1242](#)
- MAXLEAPS
  - algorithms\_libs\_rtklib, [142](#)
- MAXNGEO
  - algorithms\_libs\_rtklib, [142](#)
- MAXNIGP
  - algorithms\_libs\_rtklib, [142](#)
- MAXOBSBUF
  - algorithms\_libs\_rtklib, [142](#)
- MAXOBSTYPE
  - algorithms\_libs\_rtklib, [143](#)
- MAXOBS
  - algorithms\_libs\_rtklib, [142](#)
- MAXPRNBDS
  - algorithms\_libs\_rtklib, [143](#)
- MAXPRNGAL
  - algorithms\_libs\_rtklib, [143](#)
- MAXPRNGLO
  - algorithms\_libs\_rtklib, [143](#)
- MAXPRNGPS
  - algorithms\_libs\_rtklib, [143](#)
- MAXPRNIRN
  - algorithms\_libs\_rtklib, [144](#)
- MAXPRNLEO
  - algorithms\_libs\_rtklib, [144](#)
- MAXPRNQZS
  - algorithms\_libs\_rtklib, [144](#)
- MAXPRNSBS
  - algorithms\_libs\_rtklib, [144](#)
- MAXRAWLEN
  - algorithms\_libs\_rtklib, [144](#)
- MAXRCV
  - algorithms\_libs\_rtklib, [145](#)
- MAXSBSAGEF
  - algorithms\_libs\_rtklib, [145](#)
- MAXSBSAGEL
  - algorithms\_libs\_rtklib, [145](#)
- MAXSBSMSG
  - algorithms\_libs\_rtklib, [145](#)
- MAXSBSURA
  - algorithms\_libs\_rtklib, [145](#)
- MAXSOLBUF
  - algorithms\_libs\_rtklib, [146](#)
- MAXSOLMSG
  - algorithms\_libs\_rtklib, [146](#)
- MAXSOLQ
  - algorithms\_libs\_rtklib, [146](#)
- MAXSTATMSG
  - algorithms\_libs\_rtklib, [146](#)
- MAXSTRMSG
  - algorithms\_libs\_rtklib, [146](#)
- MAXSTRPATH
  - algorithms\_libs\_rtklib, [147](#)
- MINPRNBDS
  - algorithms\_libs\_rtklib, [147](#)
- MINPRNGAL
  - algorithms\_libs\_rtklib, [147](#)
- MINPRNGLO
  - algorithms\_libs\_rtklib, [147](#)
- MINPRNGPS
  - algorithms\_libs\_rtklib, [147](#)
- MINPRNIRN
  - algorithms\_libs\_rtklib, [148](#)
- MINPRNLEO
  - algorithms\_libs\_rtklib, [148](#)
- MINPRNQZS
  - algorithms\_libs\_rtklib, [148](#)
- MINPRNSBS
  - algorithms\_libs\_rtklib, [148](#)
- mag
  - BeidouB1iPcpsAcquisition, [329](#)
  - BeidouB3iPcpsAcquisition, [336](#)
  - galileo\_e5a\_noncoherentIQ\_acquisition\_caf\_cc, [422](#)
  - galileo\_pcps\_8ms\_acquisition\_cc, [446](#)
  - GalileoE1Pcps8msAmbiguousAcquisition, [466](#)
  - GalileoE1PcpsAmbiguousAcquisition, [470](#)
  - GalileoE1PcpsAmbiguousAcquisitionFpga, [477](#)
  - GalileoE1PcpsCccwsrAmbiguousAcquisition, [481](#)
  - GalileoE1PcpsQuickSyncAmbiguousAcquisition, [485](#)
  - GalileoE1PcpsTongAmbiguousAcquisition, [489](#)
  - GalileoE5aNoncoherentIQAcquisitionCaf, [501](#)
  - GalileoE5aPcpsAcquisition, [505](#)
  - GalileoE5aPcpsAcquisitionFpga, [512](#)
  - GalileoE5bPcpsAcquisition, [522](#)
  - GalileoE5bPcpsAcquisitionFpga, [529](#)
  - GalileoE6PcpsAcquisition, [539](#)
  - GlonassL1CaPcpsAcquisition, [588](#)
  - GlonassL2CaPcpsAcquisition, [597](#)
  - GpsL1CaPcpsAcquisition, [710](#)
  - GpsL1CaPcpsAcquisitionFineDoppler, [715](#)
  - GpsL1CaPcpsAcquisitionFpga, [721](#)
  - GpsL1CaPcpsAssistedAcquisition, [725](#)
  - GpsL1CaPcpsOpenCIAcquisition, [729](#)
  - GpsL1CaPcpsQuickSyncAcquisition, [733](#)



- GpsL1CaPcpsTongAcquisition, [737](#)
- GpsL2MPcpsAcquisition, [749](#)
- GpsL2MPcpsAcquisitionFpga, [754](#)
- GpsL5iPcpsAcquisition, [764](#)
- GpsL5iPcpsAcquisitionFpga, [771](#)
- pcps\_acquisition, [822](#)
- pcps\_acquisition\_fine\_doppler\_cc, [827](#)
- pcps\_acquisition\_fpga, [833](#)
- pcps\_assisted\_acquisition\_cc, [839](#)
- pcps\_cccwsr\_acquisition\_cc, [843](#)
- pcps\_openc1\_acquisition\_cc, [848](#)
- pcps\_quicksync\_acquisition\_cc, [854](#)
- pcps\_tong\_acquisition\_cc, [859](#)
- make\_vector\_converter
  - algorithms\_libs, [108](#)
- message\_id
  - Galileo\_HAS\_page, [438](#)
- message\_lock
  - cnav\_v27\_part\_t, [356](#)
- message\_page\_id
  - Galileo\_HAS\_page, [438](#)
- message\_size
  - Galileo\_HAS\_page, [438](#)
- message\_type
  - Galileo\_HAS\_page, [439](#)
- mmse\_resampler\_conditioner.h, [1193](#)
- MmseResamplerConditioner, [797](#)
- ModelFunction, [798](#)
- Monitor\_Ephemeris\_Udp\_Sink, [798](#)
- Monitor\_Pvt, [799](#)
  - serialize, [800](#)
- Monitor\_Pvt\_Udp\_Sink, [800](#)
- monitor\_ephemeris\_udp\_sink.h, [1194](#)
- monitor\_pvt.h, [1194](#)
- monitor\_pvt\_udp\_sink.h, [1195](#)
- msg\_id
  - cnav\_msg\_t, [353](#)
- msm\_h\_t, [801](#)
- mt1\_header, [801](#)
- multichannel\_file\_signal\_source.h, [1196](#)
- MultichannelFileSignalSource, [802](#)
- n\_crc\_fail
  - cnav\_v27\_part\_t, [356](#)
- n\_decoded
  - cnav\_v27\_part\_t, [356](#)
- n\_symbols
  - cnav\_v27\_part\_t, [356](#)
- NEXOBS
  - algorithms\_libs\_rtklib, [148](#)
- NFREQGLO
  - algorithms\_libs\_rtklib, [149](#)
- NFREQ
  - algorithms\_libs\_rtklib, [149](#)
- NSATBDS
  - algorithms\_libs\_rtklib, [149](#)
- NSATGAL
  - algorithms\_libs\_rtklib, [149](#)
- NSATGLO
  - algorithms\_libs\_rtklib, [149](#)
- NSATGPS
  - algorithms\_libs\_rtklib, [150](#)
- NSATSBS
  - algorithms\_libs\_rtklib, [150](#)
- NSYS
  - algorithms\_libs\_rtklib, [150](#)
- Nav\_Message\_Packet, [804](#)
  - ~Nav\_Message\_Packet, [804](#)
  - Nav\_Message\_Packet, [804](#), [805](#)
  - nav\_message, [806](#)
  - operator=, [805](#)
  - prn, [806](#)
  - signal, [806](#)
  - system, [806](#)
  - tow\_at\_current\_symbol\_ms, [807](#)
- Nav\_Message\_Udp\_Sink, [807](#)
- Nav\_Msg\_Udp\_Listener, [807](#)
- nav\_message
  - Nav\_Message\_Packet, [806](#)
- nav\_message\_monitor, [803](#)
  - ~nav\_message\_monitor, [803](#)
- nav\_message\_monitor.h, [1196](#)
- nav\_message\_packet.h, [1197](#)
- nav\_message\_udp\_sink.h, [1198](#)
- nav\_msg\_udp\_listener.h, [1198](#)
- nav\_t, [808](#)
- nav\_type
  - Beidou\_Dnav\_Ephemeris, [317](#)
- nextPowerOf2
  - pcps\_acquisition\_fine\_doppler\_cc, [827](#)
- Nmea\_Printer, [809](#)
  - ~Nmea\_Printer, [810](#)
  - Nmea\_Printer, [810](#)
  - Print\_Nmea\_Line, [810](#)
- nmea\_printer.h, [1199](#)
- nonlinear\_tracking.h, [1199](#)
- Notch, [810](#)
- notch\_cc.h, [1200](#)
- notch\_filter.h, [1201](#)
- notch\_filter\_lite.h, [1202](#)
- notch\_lite\_cc.h, [1202](#)
- NotchFilter, [811](#)
  - implementation, [812](#)
- NotchFilterLite, [812](#)
  - implementation, [813](#)
- NotchLite, [813](#)
- nsr\_file\_signal\_source.h, [1203](#)
- NsrFileSignalSource, [814](#)
  - itemTypeToSize, [814](#)
  - packetsPerSample, [815](#)
  - source, [815](#)
- Nsys
  - Galileo\_HAS\_data, [437](#)
- ntrip\_t, [815](#)
- NX
  - rtklib\_pntpos.h, [1242](#)
- OMEGA\_0

- Gnss\_Almanac, [606](#)
- Gnss\_Ephemeris, [615](#)
- OMEGAdot
  - Gnss\_Almanac, [606](#)
  - Gnss\_Ephemeris, [615](#)
- Obs\_Conf, [816](#)
- obs\_adapters, [162](#)
- obs\_conf.h, [1204](#)
- obs\_gr\_blocks, [163](#)
- obs\_t, [816](#)
- obsd\_t, [817](#)
- obsdiff\_flags.h, [1204](#)
- observable\_tests\_flags.h, [1205](#)
- Observables, [161](#)
- Observables\_Dump\_Reader, [817](#)
- observables\_dump\_reader.h, [1206](#)
- observables\_interface.h, [1206](#)
- observables\_libs, [164](#)
- ObservablesInterface, [818](#)
- omega
  - Gnss\_Almanac, [605](#)
  - Gnss\_Ephemeris, [615](#)
- Omega0red
  - Galileo\_Reduced\_CED, [453](#)
- open\_channel
  - Fpga\_Multicorrelator\_8sc, [409](#)
- open\_device
  - Fpga\_Acquisition, [400](#)
- operator<<
  - Gnss\_Satellite, [623](#)
  - Gnss\_Signal, [635](#)
  - Gnuplot, [657](#)
- operator=
  - Acquisition\_Dump\_Reader, [295](#)
  - Exponential\_Smoother, [383](#)
  - Gnss\_Satellite, [622](#)
  - Gnss\_Synchro, [639](#)
  - Nav\_Message\_Packet, [805](#)
  - Serdes\_Galileo\_Eph, [927](#)
  - Serdes\_Gnss\_Synchro, [930](#)
  - Serdes\_Gps\_Eph, [931](#), [932](#)
  - Serdes\_Monitor\_Pvt, [933](#)
  - Serdes\_Nav\_Message, [935](#)
  - Tracking\_loop\_filter, [967](#)
- operator==
  - Gnss\_Satellite, [623](#)
  - Gnss\_Signal, [636](#)
- opt\_t, [818](#)
- osmosdr\_signal\_source.h, [1207](#)
- OsmosdrSignalSource, [819](#)
- PI\_TWO\_N19
  - core\_system\_parameters, [280](#)
- PI\_TWO\_N23
  - core\_system\_parameters, [280](#)
- PI\_TWO\_N31
  - core\_system\_parameters, [280](#)
- PI\_TWO\_N38
  - core\_system\_parameters, [280](#)
- PI\_TWO\_N43
  - core\_system\_parameters, [280](#)
- PMODE\_DGPS
  - algorithms\_libs\_rtklib, [150](#)
- PMODE\_FIXED
  - algorithms\_libs\_rtklib, [150](#)
- PMODE\_KINEMA
  - algorithms\_libs\_rtklib, [151](#)
- PMODE\_MOVEB
  - algorithms\_libs\_rtklib, [151](#)
- PMODE\_PPP\_FIXED
  - algorithms\_libs\_rtklib, [151](#)
- PMODE\_PPP\_KINEMA
  - algorithms\_libs\_rtklib, [151](#)
- PMODE\_PPP\_STATIC
  - algorithms\_libs\_rtklib, [151](#)
- PMODE\_SINGLE
  - algorithms\_libs\_rtklib, [152](#)
- PMODE\_STATIC
  - algorithms\_libs\_rtklib, [152](#)
- POLYCRC24Q
  - algorithms\_libs\_rtklib, [152](#)
- POLYCRC32
  - algorithms\_libs\_rtklib, [152](#)
- POSOPT\_RINEX
  - algorithms\_libs\_rtklib, [152](#)
- PRCOPT\_DEFAULT
  - rtklib\_rtksvr.h, [1263](#)
- PRN\_HWBIAS
  - algorithms\_libs\_rtklib, [153](#)
- PRN
  - Galileo\_Reduced\_CED, [453](#)
  - Glonass\_Gnav\_Almanac, [552](#)
  - Glonass\_Gnav\_Ephemeris, [567](#)
  - Gnss\_Almanac, [606](#)
  - Gnss\_Ephemeris, [616](#)
  - Gnss\_Synchro, [644](#)
  - Gps\_Acq\_Assist, [661](#)
- PVT, [118](#)
- packetsPerSample
  - FileSourceBase, [393](#)
  - NsrFileSignalSource, [815](#)
  - TwoBitCpxFileSignalSource, [971](#)
  - TwoBitPackedFileSignalSource, [973](#)
- ParseError
  - INIReader, [785](#)
- part1
  - cnav\_msg\_decoder\_t, [352](#)
- part2
  - cnav\_msg\_decoder\_t, [352](#)
- Pass\_Through, [819](#)
  - implementation, [820](#)
- pass\_through.h, [1207](#)
- pclk\_t, [820](#)
- pcps\_acquisition, [821](#)
  - general\_work, [822](#)
  - init, [822](#)
  - mag, [822](#)



- set\_active, [822](#)
- set\_channel, [823](#)
- set\_channel\_fsm, [823](#)
- set\_doppler\_center, [823](#)
- set\_doppler\_max, [823](#)
- set\_doppler\_step, [824](#)
- set\_gnss\_synchro, [824](#)
- set\_local\_code, [824](#)
- set\_state, [825](#)
- set\_threshold, [825](#)
- pcps\_acquisition.h, [1208](#)
- pcps\_acquisition\_fine\_doppler\_cc, [825](#)
  - ~pcps\_acquisition\_fine\_doppler\_cc, [826](#)
  - general\_work, [827](#)
  - init, [827](#)
  - mag, [827](#)
  - nextPowerOf2, [827](#)
  - set\_active, [828](#)
  - set\_channel, [828](#)
  - set\_channel\_fsm, [828](#)
  - set\_doppler\_max, [828](#)
  - set\_doppler\_step, [830](#)
  - set\_gnss\_synchro, [830](#)
  - set\_local\_code, [830](#)
  - set\_state, [831](#)
  - set\_threshold, [831](#)
- pcps\_acquisition\_fine\_doppler\_cc.h, [1209](#)
- pcps\_acquisition\_fpga, [831](#)
  - ~pcps\_acquisition\_fpga, [832](#)
  - init, [833](#)
  - mag, [833](#)
  - reset\_acquisition, [833](#)
  - set\_active, [833](#)
  - set\_channel, [833](#)
  - set\_channel\_fsm, [835](#)
  - set\_doppler\_center, [835](#)
  - set\_doppler\_max, [835](#)
  - set\_doppler\_step, [835](#)
  - set\_gnss\_synchro, [836](#)
  - set\_local\_code, [836](#)
  - set\_state, [836](#)
  - set\_threshold, [837](#)
  - stop\_acquisition, [837](#)
- pcps\_acquisition\_fpga.h, [1210](#)
- pcps\_assisted\_acquisition\_cc, [837](#)
  - ~pcps\_assisted\_acquisition\_cc, [838](#)
  - general\_work, [839](#)
  - init, [839](#)
  - mag, [839](#)
  - set\_active, [839](#)
  - set\_channel, [840](#)
  - set\_channel\_fsm, [840](#)
  - set\_doppler\_max, [840](#)
  - set\_doppler\_step, [840](#)
  - set\_gnss\_synchro, [841](#)
  - set\_local\_code, [841](#)
  - set\_threshold, [841](#)
- pcps\_assisted\_acquisition\_cc.h, [1211](#)
- pcps\_cccwsr\_acquisition\_cc, [842](#)
  - ~pcps\_cccwsr\_acquisition\_cc, [843](#)
  - general\_work, [843](#)
  - init, [843](#)
  - mag, [843](#)
  - set\_active, [844](#)
  - set\_channel, [844](#)
  - set\_channel\_fsm, [844](#)
  - set\_doppler\_max, [844](#)
  - set\_doppler\_step, [845](#)
  - set\_gnss\_synchro, [845](#)
  - set\_local\_code, [845](#)
  - set\_state, [846](#)
  - set\_threshold, [846](#)
- pcps\_cccwsr\_acquisition\_cc.h, [1212](#)
- pcps\_openc1\_acquisition\_cc, [846](#)
  - ~pcps\_openc1\_acquisition\_cc, [848](#)
  - general\_work, [848](#)
  - init, [848](#)
  - mag, [848](#)
  - set\_active, [848](#)
  - set\_channel, [849](#)
  - set\_channel\_fsm, [849](#)
  - set\_doppler\_max, [849](#)
  - set\_doppler\_step, [849](#)
  - set\_gnss\_synchro, [850](#)
  - set\_local\_code, [850](#)
  - set\_state, [850](#)
  - set\_threshold, [852](#)
- pcps\_openc1\_acquisition\_cc.h, [1213](#)
- pcps\_quicksync\_acquisition\_cc, [852](#)
  - ~pcps\_quicksync\_acquisition\_cc, [853](#)
  - general\_work, [854](#)
  - init, [854](#)
  - mag, [854](#)
  - set\_active, [854](#)
  - set\_channel, [854](#)
  - set\_channel\_fsm, [855](#)
  - set\_doppler\_max, [855](#)
  - set\_doppler\_step, [855](#)
  - set\_gnss\_synchro, [856](#)
  - set\_local\_code, [856](#)
  - set\_state, [856](#)
  - set\_threshold, [857](#)
- pcps\_quicksync\_acquisition\_cc.h, [1215](#)
- pcps\_tong\_acquisition\_cc, [857](#)
  - ~pcps\_tong\_acquisition\_cc, [858](#)
  - general\_work, [858](#)
  - init, [859](#)
  - mag, [859](#)
  - set\_active, [859](#)
  - set\_channel, [859](#)
  - set\_channel\_fsm, [860](#)
  - set\_doppler\_max, [860](#)
  - set\_doppler\_step, [860](#)
  - set\_gnss\_synchro, [860](#)
  - set\_local\_code, [861](#)
  - set\_state, [861](#)

- set\_threshold, 861
- pcps\_tong\_acquisition\_cc.h, 1216
- pcpsconf\_fpga\_t, 862
- pcv\_t, 862
- pcvs\_t, 863
- peph\_t, 863
- phase\_unwrap
  - tracking\_libs, 192
- pll\_cloop\_two\_quadrant\_atan
  - tracking\_libs, 192
- pll\_four\_quadrant\_atan
  - tracking\_libs, 192
- plutosdr\_signal\_source.h, 1217
- PlutosdrSignalSource, 864
- pntpos
  - rtklib\_pntpos.h, 1241
- pop\_front
  - algorithms\_libs, 109
- position\_test\_flags.h, 1218
- pppcorr\_t, 864
- prcopt\_t, 865
- preamble\_seen
  - cnav\_v27\_part\_t, 356
- predicted\_doppler
  - Gnss\_Almanac, 604
  - Gnss\_Ephemeris, 610
- print\_MSM\_1
  - Rtcm, 890
- print\_MSM\_2
  - Rtcm, 890
- print\_MSM\_3
  - Rtcm, 891
- print\_MSM\_4
  - Rtcm, 891
- print\_MSM\_5
  - Rtcm, 891
- print\_MSM\_6
  - Rtcm, 892
- print\_MSM\_7
  - Rtcm, 892
- print\_MT1001
  - Rtcm, 892
- print\_MT1002
  - Rtcm, 893
- print\_MT1003
  - Rtcm, 893
- print\_MT1004
  - Rtcm, 893
- print\_MT1005
  - Rtcm, 893
- print\_MT1005\_test
  - Rtcm, 894
  - Rtcm\_Printer, 901
- print\_MT1006
  - Rtcm, 894
- print\_MT1008
  - Rtcm, 894
- print\_MT1009
  - Rtcm, 894
- print\_MT1010
  - Rtcm, 895
- print\_MT1011
  - Rtcm, 896
- print\_MT1012
  - Rtcm, 896
- print\_MT1019
  - Rtcm, 897
- print\_MT1020
  - Rtcm, 897
- print\_MT1029
  - Rtcm, 897
- print\_MT1045
  - Rtcm, 898
- Print\_Nmea\_Line
  - Nmea\_Printer, 810
- Print\_Rtcm\_Messages
  - Rtcm\_Printer, 901
- print\_packet
  - An\_Packet\_Printer, 303
- print\_rinex\_annotation
  - Rinex\_Printer, 882
- priorize\_satellites
  - GNSSFlowgraph, 653
- prn
  - cnav\_msg\_t, 353
  - Nav\_Message\_Packet, 806
- Prompt\_I
  - Gnss\_Synchro, 644
- Prompt\_Q
  - Gnss\_Synchro, 644
- Pseudorange\_m
  - Gnss\_Synchro, 644
- pulse\_blanking\_cc, 866
- pulse\_blanking\_cc.h, 1219
- pulse\_blanking\_filter.h, 1220
- PulseBlankingFilter, 867
  - implementation, 867
- push\_back
  - algorithms\_libs, 109
- pv\_Geo\_to\_ECEF
  - algorithms\_libs, 109
- Pvt\_Conf, 868
- Pvt\_Solution, 869
  - get\_avg\_height, 870
  - get\_avg\_latitude, 871
  - get\_avg\_longitude, 871
  - get\_clock\_drift\_ppm, 871
  - get\_course\_over\_ground, 871
  - get\_height, 871
  - get\_latitude, 871
  - get\_longitude, 872
  - get\_num\_valid\_observations, 872
  - get\_speed\_over\_ground, 872
  - get\_time\_offset\_s, 872
  - set\_averaging\_depth, 872
  - set\_clock\_drift\_ppm, 872

- set\_course\_over\_ground, [873](#)
  - set\_num\_valid\_observations, [873](#)
  - set\_pre\_2009\_file, [873](#)
  - set\_rx\_pos, [873](#)
  - set\_rx\_vel, [873](#)
  - set\_speed\_over\_ground, [873](#)
  - set\_time\_offset\_s, [874](#)
- pvt\_adapters, [165](#)
- pvt\_conf.h, [1220](#)
- pvt\_gr\_blocks, [166](#)
- pvt\_interface.h, [1221](#)
- pvt\_libs, [167](#)
- pvt\_solution.h, [1221](#)
- PvtInterface, [874](#)
- R2D
  - core\_system\_parameters, [281](#)
- RE\_WGS84
  - algorithms\_libs\_rtklib, [153](#)
- REL\_HUMI
  - algorithms\_libs\_rtklib, [153](#)
- RTL\_TCP\_COMMAND
  - signal\_source\_libs, [176](#)
- RX\_time
  - Gnss\_Synchro, [645](#)
- raw\_array\_signal\_source.h, [1222](#)
- raw\_msg
  - cnav\_msg\_t, [353](#)
- raw\_t, [875](#)
- RawArraySignalSource, [876](#)
- read\_MT1005
  - Rtcm, [898](#)
- read\_MT1019
  - Rtcm, [898](#)
- read\_MT1020
  - Rtcm, [898](#)
- read\_MT1045
  - Rtcm, [899](#)
- read\_acquisition\_results
  - Fpga\_Acquisition, [401](#)
- read\_fpga\_total\_scale\_factor
  - Fpga\_Acquisition, [401](#)
- read\_sample\_counter
  - Fpga\_Multicorrelator\_8sc, [409](#)
- readProtobuffer
  - Serdes\_Galileo\_Eph, [927](#)
  - Serdes\_Gnss\_Synchro, [930](#)
  - Serdes\_Gps\_Eph, [932](#)
  - Serdes\_Monitor\_Pvt, [934](#)
  - Serdes\_Nav\_Message, [936](#)
- reed\_solomon.h, [1222](#)
- ReedSolomon, [877](#)
  - decode, [878](#)
  - encode\_with\_generator\_matrix, [878](#)
  - encode\_with\_generator\_poly, [879](#)
  - ReedSolomon, [877](#)
- Region1\_flag
  - Galileo\_Iono, [443](#)
- Region2\_flag
  - Galileo\_Iono, [443](#)
- Region3\_flag
  - Galileo\_Iono, [443](#)
- Region4\_flag
  - Galileo\_Iono, [443](#)
- Region5\_flag
  - Galileo\_Iono, [444](#)
- repeat
  - FileSourceBase, [393](#)
- replot
  - Gnuplot, [657](#)
- Resampler, [169](#)
- resampler
  - algorithms\_libs, [109](#), [110](#)
- resampler\_adapters, [170](#)
- resampler\_gr\_blocks, [171](#)
- reserved
  - Galileo\_HAS\_page, [439](#)
- reset
  - algorithms\_libs, [110](#)
  - BeidouB1iPcpsAcquisition, [329](#)
  - BeidouB3iPcpsAcquisition, [336](#)
  - dll\_pll\_veml\_tracking\_fpga, [379](#)
  - GalileoE1Pcps8msAmbiguousAcquisition, [466](#)
  - GalileoE1PcpsAmbiguousAcquisition, [470](#)
  - GalileoE1PcpsAmbiguousAcquisitionFpga, [477](#)
  - GalileoE1PcpsCccwsrAmbiguousAcquisition, [481](#)
  - GalileoE1PcpsQuickSyncAmbiguousAcquisition, [485](#)
  - GalileoE1PcpsTongAmbiguousAcquisition, [489](#)
  - GalileoE5aNoncoherentIQAcquisitionCaf, [501](#)
  - GalileoE5aPcpsAcquisition, [505](#)
  - GalileoE5aPcpsAcquisitionFpga, [512](#)
  - GalileoE5bPcpsAcquisition, [522](#)
  - GalileoE5bPcpsAcquisitionFpga, [529](#)
  - GalileoE6PcpsAcquisition, [539](#)
  - GlonassL1CaPcpsAcquisition, [589](#)
  - GlonassL2CaPcpsAcquisition, [598](#)
  - GpsL1CaPcpsAcquisition, [710](#)
  - GpsL1CaPcpsAcquisitionFineDoppler, [715](#)
  - GpsL1CaPcpsAcquisitionFpga, [721](#)
  - GpsL1CaPcpsAssistedAcquisition, [725](#)
  - GpsL1CaPcpsOpenCIAcquisition, [729](#)
  - GpsL1CaPcpsQuickSyncAcquisition, [733](#)
  - GpsL1CaPcpsTongAcquisition, [737](#)
  - GpsL2MPcpsAcquisition, [749](#)
  - GpsL2MPcpsAcquisitionFpga, [754](#)
  - GpsL5iPcpsAcquisition, [764](#)
  - GpsL5iPcpsAcquisitionFpga, [771](#)
  - Viterbi\_Decoder, [982](#)
- reset\_acquisition
  - Fpga\_Acquisition, [401](#)
  - pcps\_acquisition\_fpga, [833](#)
- Rinex\_Printer, [879](#)
  - ~Rinex\_Printer, [880](#)
  - get\_navfilename, [880](#)
  - get\_obsfilename, [881](#)
  - is\_rinex\_header\_written, [881](#)

- log\_rinex\_nav\_bds\_dnav, 881
- log\_rinex\_nav\_gal\_nav, 881
- log\_rinex\_nav\_glo\_gnav, 881
- log\_rinex\_nav\_gps\_cnav, 882
- log\_rinex\_nav\_gps\_nav, 882
- print\_rinex\_annotation, 882
- Rinex\_Printer, 880
- set\_pre\_2009\_file, 884
- rinex\_printer.h, 1223
- role
  - GalileoE1DIIPIIVemlTrackingFpga, 463
  - GalileoE1PcpsAmbiguousAcquisitionFpga, 477
  - GalileoE5aDIIPIITrackingFpga, 498
  - GalileoE5aPcpsAcquisitionFpga, 512
  - GalileoE5bPcpsAcquisition, 523
  - GalileoE5bPcpsAcquisitionFpga, 529
  - GpsL1CaDIIPIITrackingFpga, 701
  - GpsL1CaPcpsAcquisitionFpga, 721
  - GpsL5DIIPIITrackingFpga, 761
  - GpsL5iPcpsAcquisitionFpga, 771
- Rtcm, 884
  - bin\_to\_binary\_data, 887
  - bin\_to\_double, 887
  - bin\_to\_hex, 888
  - bin\_to\_uint, 888
  - binary\_data\_to\_bin, 888
  - check\_CRC, 888
  - hex\_to\_bin, 888
  - hex\_to\_int, 888
  - hex\_to\_uint, 889
  - is\_server\_running, 889
  - lock\_time, 889, 890
  - print\_MSM\_1, 890
  - print\_MSM\_2, 890
  - print\_MSM\_3, 891
  - print\_MSM\_4, 891
  - print\_MSM\_5, 891
  - print\_MSM\_6, 892
  - print\_MSM\_7, 892
  - print\_MT1001, 892
  - print\_MT1002, 893
  - print\_MT1003, 893
  - print\_MT1004, 893
  - print\_MT1005, 893
  - print\_MT1005\_test, 894
  - print\_MT1006, 894
  - print\_MT1008, 894
  - print\_MT1009, 894
  - print\_MT1010, 895
  - print\_MT1011, 896
  - print\_MT1012, 896
  - print\_MT1019, 897
  - print\_MT1020, 897
  - print\_MT1029, 897
  - print\_MT1045, 898
  - read\_MT1005, 898
  - read\_MT1019, 898
  - read\_MT1020, 898
  - read\_MT1045, 899
  - Rtcm, 887
  - run\_server, 899
  - send\_message, 899
  - stop\_server, 899
- rtcm.h, 1224
- Rtcm\_Printer, 900
  - ~Rtcm\_Printer, 900
  - lock\_time, 901
  - print\_MT1005\_test, 901
  - Print\_Rtcm\_Messages, 901
  - Rtcm\_Printer, 900
- rtcm\_printer.h, 1225
- rtcm\_t, 902
- rtk\_t, 903
- rtklib.h, 1226
- Rtklib\_Pvt, 903
  - implementation, 905
  - item\_size, 906
- Rtklib\_Solver, 909
  - beidou\_dnav\_ephemeris\_map, 910
  - galileo\_ephemeris\_map, 911
  - glonass\_gnav\_almanac, 911
  - glonass\_gnav\_ephemeris\_map, 911
  - glonass\_gnav\_utc\_model, 911
  - gps\_cnav\_ephemeris\_map, 911
  - gps\_ephemeris\_map, 912
- Rtklib\_Solver\_Dump\_Reader, 912
- rtklib\_conversions.h, 1235
- rtklib\_ephemeris.h, 1236
- rtklib\_ionex.h, 1237
- rtklib\_lambda.h, 1238
  - SWAP\_LAMBDA, 1239
- rtklib\_pntpos.h, 1240
  - ERR\_ION, 1242
  - ERR\_TROP, 1242
  - MAXITR, 1242
  - NX, 1242
  - pntpos, 1241
- rtklib\_ppp.h, 1243
  - SWAP\_D, 1245
  - SWAP\_I, 1245
- rtklib\_preceph.h, 1245
- rtklib\_pvt.h, 1247
- rtklib\_pvt\_gs, 906
  - ~rtklib\_pvt\_gs, 907
  - clear\_ephemeris, 907
  - get\_beidou\_dnav\_almanac\_map, 908
  - get\_beidou\_dnav\_ephemeris\_map, 908
  - get\_galileo\_almanac\_map, 908
  - get\_galileo\_ephemeris\_map, 908
  - get\_gps\_almanac\_map, 908
  - get\_gps\_ephemeris\_map, 908
  - get\_latest\_PVT, 909
  - work, 909
- rtklib\_pvt\_gs.h, 1247
- rtklib\_rtc.h, 1248
- rtklib\_rtc2.h, 1249

- rtklib\_rtc3.h, [1250](#)
  - CODES\_BDS, [1252](#)
  - CODES\_GAL, [1252](#)
  - CODES\_GLO, [1253](#)
  - CODES\_GPS, [1253](#)
  - CODES\_QZS, [1253](#)
  - CODES\_SBS, [1254](#)
  - SSRUDINT, [1254](#)
- rtklib\_rtkcmn.h, [1254](#)
  - Rx, [1258](#)
  - Ry, [1258](#)
  - Rz, [1259](#)
- rtklib\_rtkpos.h, [1259](#)
- rtklib\_rtksvr.h, [1261](#)
  - PRCOPT\_DEFAULT, [1263](#)
  - SOLOPT\_DEFAULT, [1263](#)
- rtklib\_sbas.h, [1263](#)
  - IGPBAND1, [1265](#)
  - IGPBAND2, [1265](#)
- rtklib\_solution.h, [1266](#)
- rtklib\_solver.h, [1268](#)
- rtklib\_solver\_dump\_reader.h, [1269](#)
- rtklib\_stream.h, [1269](#)
- rtklib\_tides.h, [1272](#)
- rtksvr\_t, [913](#)
- Rtl\_Tcp\_Dongle\_Info, [914](#)
- rtl\_tcp\_command
  - signal\_source\_libs, [176](#)
- rtl\_tcp\_commands.h, [1273](#)
- rtl\_tcp\_dongle\_info.h, [1273](#)
- rtl\_tcp\_signal\_source.h, [1274](#)
- rtl\_tcp\_signal\_source\_c, [914](#)
- rtl\_tcp\_signal\_source\_c.h, [1275](#)
- RtlTcpSignalSource, [915](#)
- run
  - ControlThread, [365](#)
- run\_acquisition
  - Fpga\_Acquisition, [401](#)
- run\_server
  - Rtc3, [899](#)
- Rx
  - rtklib\_rtkcmn.h, [1258](#)
- Ry
  - rtklib\_rtkcmn.h, [1258](#)
- Rz
  - rtklib\_rtkcmn.h, [1259](#)
- SC2RAD
  - core\_system\_parameters, [281](#)
- SERIBUFFSIZE
  - algorithms\_libs\_rtklib, [153](#)
- SISA
  - Galileo\_Ephemeris, [430](#)
- SOLF\_ENU
  - algorithms\_libs\_rtklib, [153](#)
- SOLF\_GSIF
  - algorithms\_libs\_rtklib, [154](#)
- SOLF\_LLH
  - algorithms\_libs\_rtklib, [154](#)
- SOLF\_NMEA
  - algorithms\_libs\_rtklib, [154](#)
- SOLF\_STAT
  - algorithms\_libs\_rtklib, [154](#)
- SOLF\_XYZ
  - algorithms\_libs\_rtklib, [154](#)
- SOLOPT\_DEFAULT
  - rtklib\_rtksvr.h, [1263](#)
- SOLQ\_DGPS
  - algorithms\_libs\_rtklib, [155](#)
- SOLQ\_DR
  - algorithms\_libs\_rtklib, [155](#)
- SOLQ\_FIX
  - algorithms\_libs\_rtklib, [155](#)
- SOLQ\_FLOAT
  - algorithms\_libs\_rtklib, [155](#)
- SOLQ\_NONE
  - algorithms\_libs\_rtklib, [155](#)
- SOLQ\_PPP
  - algorithms\_libs\_rtklib, [156](#)
- SOLQ\_SBAS
  - algorithms\_libs\_rtklib, [156](#)
- SOLQ\_SINGLE
  - algorithms\_libs\_rtklib, [156](#)
- SPEED\_OF\_LIGHT\_M\_MS
  - core\_system\_parameters, [281](#)
- SPEED\_OF\_LIGHT\_M\_S
  - core\_system\_parameters, [281](#)
- SSRUDINT
  - rtklib\_rtc3.h, [1254](#)
- SV\_accuracy
  - Beidou\_Dnav\_Ephemeris, [318](#)
  - Gps\_Ephemeris, [678](#)
- SV\_health
  - Beidou\_Dnav\_Almanac, [313](#)
  - Gps\_Almanac, [662](#)
  - Gps\_Ephemeris, [678](#)
- SWAP\_LAMBDA
  - rtklib\_lambda.h, [1239](#)
- SWAP\_D
  - rtklib\_ppp.h, [1245](#)
- SWAP\_I
  - rtklib\_ppp.h, [1245](#)
- SYS\_ALL
  - algorithms\_libs\_rtklib, [156](#)
- SYS\_BDS
  - algorithms\_libs\_rtklib, [156](#)
- SYS\_GAL
  - algorithms\_libs\_rtklib, [157](#)
- SYS\_GLO
  - algorithms\_libs\_rtklib, [157](#)
- SYS\_GPS
  - algorithms\_libs\_rtklib, [157](#)
- SYS\_IRN
  - algorithms\_libs\_rtklib, [157](#)
- SYS\_LEO
  - algorithms\_libs\_rtklib, [157](#)
- SYS\_NONE

- algorithms\_libs\_rtklib, 158
- SYS\_QZS
  - algorithms\_libs\_rtklib, 158
- SYS\_SBS
  - algorithms\_libs\_rtklib, 158
- samples
  - FileSourceBase, 393
- samplesToSkip
  - FileSourceBase, 393
- sampling\_frequency
  - FileSourceBase, 393
- satClkDrift
  - Gnss\_Ephemeris, 616
- satelliteBlock
  - Beidou\_Dnav\_Ephemeris, 317
  - Gps\_Ephemeris, 677
- satellitePosVelComputation
  - Gnss\_Almanac, 604
- satellitePosition
  - Gnss\_Ephemeris, 611
- satpos\_X
  - Gnss\_Ephemeris, 616
- satpos\_Y
  - Gnss\_Ephemeris, 616
- satpos\_Z
  - Gnss\_Ephemeris, 617
- satvel\_X
  - Gnss\_Ephemeris, 617
- satvel\_Y
  - Gnss\_Ephemeris, 617
- satvel\_Z
  - Gnss\_Ephemeris, 617
- save\_cnav\_ephemeris\_map\_xml
  - Gnss\_Sdr\_Supl\_Client, 629
- save\_cnav\_utc\_xml
  - Gnss\_Sdr\_Supl\_Client, 629
- save\_ephemeris\_map\_xml
  - Gnss\_Sdr\_Supl\_Client, 630
- save\_gal\_almanac\_xml
  - Gnss\_Sdr\_Supl\_Client, 630
- save\_gal\_ephemeris\_map\_xml
  - Gnss\_Sdr\_Supl\_Client, 630
- save\_gal\_iono\_xml
  - Gnss\_Sdr\_Supl\_Client, 630
- save\_gal\_utc\_xml
  - Gnss\_Sdr\_Supl\_Client, 630
- save\_glo\_utc\_xml
  - Gnss\_Sdr\_Supl\_Client, 631
- save\_gnav\_ephemeris\_map\_xml
  - Gnss\_Sdr\_Supl\_Client, 631
- save\_gps\_almanac\_xml
  - Gnss\_Sdr\_Supl\_Client, 631
- save\_iono\_xml
  - Gnss\_Sdr\_Supl\_Client, 631
- save\_ref\_location\_xml
  - Gnss\_Sdr\_Supl\_Client, 631
- save\_ref\_time\_xml
  - Gnss\_Sdr\_Supl\_Client, 632
- save\_utc\_xml
  - Gnss\_Sdr\_Supl\_Client, 632
- Sbas\_Ephemeris, 916
  - b\_sv\_do\_not\_use, 917
  - d\_acc, 917
  - d\_af0, 917
  - d\_af1, 917
  - d\_pos, 917
  - d\_tof, 918
  - d\_vel, 918
  - i\_prn, 918
  - i\_sv\_ura, 918
  - i\_t0, 918
- sbas\_ephemeris.h, 1276
- sbas\_l1\_telemetry\_decoder.h, 1276
- sbas\_l1\_telemetry\_decoder\_gs, 919
  - general\_work, 920
  - set\_channel, 920
  - set\_satellite, 920
- sbas\_l1\_telemetry\_decoder\_gs.h, 1277
- SbasL1TelemetryDecoder, 920
  - implementation, 921
- sbs\_t, 921
- sbsfcorr\_t, 922
- sbsigp\_t, 922
- sbsigpband\_t, 923
- sbsion\_t, 923
- sbslcorr\_t, 923
- sbsmsg\_t, 924
- sbssat\_t, 924
- sbssatp\_t, 925
- sdr\_gnss\_packet\_t, 925
- send\_message
  - Rtcm, 899
- send\_telemetry\_msg
  - GNSSFlowgraph, 653
- seph\_t, 926
- Serdes\_Galileo\_Eph, 926
  - createProtobuffer, 926
  - operator=, 927
  - readProtobuffer, 927
- Serdes\_Gnss\_Synchro, 928
  - createProtobuffer, 929
  - operator=, 930
  - readProtobuffer, 930
  - Serdes\_Gnss\_Synchro, 928
- Serdes\_Gps\_Eph, 931
  - createProtobuffer, 931
  - operator=, 931, 932
  - readProtobuffer, 932
- Serdes\_Monitor\_Pvt, 932
  - createProtobuffer, 933
  - operator=, 933
  - readProtobuffer, 934
- Serdes\_Nav\_Message, 934
  - createProtobuffer, 935
  - operator=, 935
  - readProtobuffer, 936

- Serdes\_Nav\_Message, 935
- serdes\_galileo\_eph.h, 1278
- serdes\_gnss\_synchro.h, 1278
- serdes\_gps\_eph.h, 1279
- serdes\_monitor\_pvt.h, 1280
- serdes\_nav\_message.h, 1280
- serial\_t, 936
- serialize
  - Agnss\_Ref\_Location, 300
  - Agnss\_Ref\_Time, 301
  - Beidou\_Dnav\_Ephemeris, 315
  - Galileo\_Ephemeris, 427
  - Galileo\_Iono, 442
  - Galileo\_Utc\_Model, 457
  - Glonass\_Gnav\_Almanac, 548
  - Glonass\_Gnav\_Ephemeris, 557
  - Glonass\_Gnav\_Utc\_Model, 572
  - Gnss\_Synchro, 639
  - Gps\_CNAV\_Ephemeris, 665
  - Gps\_Ephemeris, 674
  - Gps\_Iono, 680
  - Monitor\_Pvt, 800
- set\_DLL\_BW
  - Tracking\_2nd\_DLL\_filter, 963
- set\_PLL\_BW
  - Tracking\_2nd\_PLL\_filter, 964
- set\_active
  - galileo\_e5a\_noncoherentIQ\_acquisition\_caf\_cc, 422
  - galileo\_pcps\_8ms\_acquisition\_cc, 446
  - pcps\_acquisition, 822
  - pcps\_acquisition\_fine\_doppler\_cc, 828
  - pcps\_acquisition\_fpga, 833
  - pcps\_assisted\_acquisition\_cc, 839
  - pcps\_cccwsr\_acquisition\_cc, 844
  - pcps\_openc1\_acquisition\_cc, 848
  - pcps\_quicksync\_acquisition\_cc, 854
  - pcps\_tong\_acquisition\_cc, 859
- set\_alpha
  - Exponential\_Smoother, 383
- set\_averaging\_depth
  - Pvt\_Solution, 872
- set\_block\_exp
  - Fpga\_Acquisition, 401
- set\_channel
  - beidou\_b1i\_telemetry\_decoder\_gs, 309
  - beidou\_b3i\_telemetry\_decoder\_gs, 311
  - BeidouB1iDIIPIITracking, 327
  - BeidouB1iPcpsAcquisition, 329
  - BeidouB3iDIIPIITracking, 333
  - BeidouB3iPcpsAcquisition, 336
  - dll\_pll\_veml\_tracking\_fpga, 379
  - galileo\_e5a\_noncoherentIQ\_acquisition\_caf\_cc, 423
  - galileo\_pcps\_8ms\_acquisition\_cc, 447
  - galileo\_telemetry\_decoder\_gs, 455
  - GalileoE1DIIPIIVemlTracking, 460
  - GalileoE1DIIPIIVemlTrackingFpga, 464
  - GalileoE1Pcps8msAmbiguousAcquisition, 466
  - GalileoE1PcpsAmbiguousAcquisition, 471
  - GalileoE1PcpsAmbiguousAcquisitionFpga, 477
  - GalileoE1PcpsCccwsrAmbiguousAcquisition, 481
  - GalileoE1PcpsQuickSyncAmbiguousAcquisition, 485
  - GalileoE1PcpsTongAmbiguousAcquisition, 489
  - GalileoE1TcpConnectorTracking, 493
  - GalileoE5aDIIPIITracking, 495
  - GalileoE5aDIIPIITrackingFpga, 498
  - GalileoE5aNoncoherentIQAcquisitionCaf, 501
  - GalileoE5aPcpsAcquisition, 506
  - GalileoE5aPcpsAcquisitionFpga, 512
  - GalileoE5bDIIPIITracking, 518
  - GalileoE5bPcpsAcquisition, 523
  - GalileoE5bPcpsAcquisitionFpga, 530
  - GalileoE6DIIPIITracking, 536
  - GalileoE6PcpsAcquisition, 539
  - glonass\_l1\_ca\_telemetry\_decoder\_gs, 578
  - glonass\_l2\_ca\_telemetry\_decoder\_gs, 582
  - GlonassL1CaDIIPIICAidTracking, 584
  - GlonassL1CaDIIPIITracking, 586
  - GlonassL1CaPcpsAcquisition, 589
  - GlonassL2CaDIIPIICAidTracking, 593
  - GlonassL2CaDIIPIITracking, 595
  - GlonassL2CaPcpsAcquisition, 598
  - Gps\_Navigation\_Message, 692
  - gps\_l1\_ca\_telemetry\_decoder\_gs, 686
  - gps\_l2c\_telemetry\_decoder\_gs, 687
  - gps\_l5\_telemetry\_decoder\_gs, 689
  - GpsL1CaDIIPIITracking, 698
  - GpsL1CaDIIPIITrackingFpga, 701
  - GpsL1CaDIIPIITrackingGPU, 704
  - GpsL1CaKfTracking, 706
  - GpsL1CaKfVtITracking, 708
  - GpsL1CaPcpsAcquisition, 711
  - GpsL1CaPcpsAcquisitionFineDoppler, 715
  - GpsL1CaPcpsAcquisitionFpga, 721
  - GpsL1CaPcpsAssistedAcquisition, 725
  - GpsL1CaPcpsOpenCIAcquisition, 729
  - GpsL1CaPcpsQuickSyncAcquisition, 733
  - GpsL1CaPcpsTongAcquisition, 737
  - GpsL1CaTcpConnectorTracking, 741
  - GpsL2MDIIPIITracking, 745
  - GpsL2MDIIPIITrackingFpga, 747
  - GpsL2MPcpsAcquisition, 750
  - GpsL2MPcpsAcquisitionFpga, 754
  - GpsL5DIIPIITracking, 758
  - GpsL5DIIPIITrackingFpga, 761
  - GpsL5iPcpsAcquisition, 765
  - GpsL5iPcpsAcquisitionFpga, 771
  - pcps\_acquisition, 823
  - pcps\_acquisition\_fine\_doppler\_cc, 828
  - pcps\_acquisition\_fpga, 833
  - pcps\_assisted\_acquisition\_cc, 840
  - pcps\_cccwsr\_acquisition\_cc, 844
  - pcps\_openc1\_acquisition\_cc, 849
  - pcps\_quicksync\_acquisition\_cc, 854



- pcps\_tong\_acquisition\_cc, [859](#)
- sbas\_l1\_telemetry\_decoder\_gs, [920](#)
- TIm\_CRC\_Stats, [961](#)
- set\_channel\_fsm
  - BeidouB1iPcpsAcquisition, [330](#)
  - BeidouB3iPcpsAcquisition, [336](#)
  - galileo\_e5a\_noncoherentIQ\_acquisition\_caf\_cc, [423](#)
  - galileo\_pcps\_8ms\_acquisition\_cc, [447](#)
  - GalileoE1Pcps8msAmbiguousAcquisition, [467](#)
  - GalileoE1PcpsAmbiguousAcquisition, [471](#)
  - GalileoE1PcpsAmbiguousAcquisitionFpga, [477](#)
  - GalileoE1PcpsCccwsrAmbiguousAcquisition, [482](#)
  - GalileoE1PcpsQuickSyncAmbiguousAcquisition, [486](#)
  - GalileoE1PcpsTongAmbiguousAcquisition, [490](#)
  - GalileoE5aNoncoherentIQAcquisitionCaf, [502](#)
  - GalileoE5aPcpsAcquisition, [506](#)
  - GalileoE5aPcpsAcquisitionFpga, [512](#)
  - GalileoE5bPcpsAcquisition, [523](#)
  - GalileoE5bPcpsAcquisitionFpga, [530](#)
  - GalileoE6PcpsAcquisition, [539](#)
  - GlonassL1CaPcpsAcquisition, [589](#)
  - GlonassL2CaPcpsAcquisition, [598](#)
  - GpsL1CaPcpsAcquisition, [711](#)
  - GpsL1CaPcpsAcquisitionFineDoppler, [715](#)
  - GpsL1CaPcpsAcquisitionFpga, [721](#)
  - GpsL1CaPcpsAssistedAcquisition, [726](#)
  - GpsL1CaPcpsOpenCIAcquisition, [729](#)
  - GpsL1CaPcpsQuickSyncAcquisition, [733](#)
  - GpsL1CaPcpsTongAcquisition, [738](#)
  - GpsL2MPcpsAcquisition, [750](#)
  - GpsL2MPcpsAcquisitionFpga, [754](#)
  - GpsL5iPcpsAcquisition, [765](#)
  - GpsL5iPcpsAcquisitionFpga, [771](#)
  - pcps\_acquisition, [823](#)
  - pcps\_acquisition\_fine\_doppler\_cc, [828](#)
  - pcps\_acquisition\_fpga, [835](#)
  - pcps\_assisted\_acquisition\_cc, [840](#)
  - pcps\_cccwsr\_acquisition\_cc, [844](#)
  - pcps\_opencl\_acquisition\_cc, [849](#)
  - pcps\_quicksync\_acquisition\_cc, [855](#)
  - pcps\_tong\_acquisition\_cc, [860](#)
- set\_clock\_drift\_ppm
  - Pvt\_Solution, [872](#)
- set\_configuration
  - FrontEndCal, [415](#)
  - GNSSFlowgraph, [653](#)
- set\_control\_queue
  - ControlThread, [365](#)
- set\_course\_over\_ground
  - Pvt\_Solution, [873](#)
- set\_doppler\_center
  - GalileoE1PcpsAmbiguousAcquisition, [471](#)
  - GalileoE1PcpsAmbiguousAcquisitionFpga, [478](#)
  - GalileoE5aPcpsAcquisition, [506](#)
  - GalileoE5aPcpsAcquisitionFpga, [513](#)
  - GalileoE5bPcpsAcquisition, [523](#)
  - GalileoE5bPcpsAcquisitionFpga, [530](#)
  - GalileoE6PcpsAcquisition, [539](#)
  - GlonassL1CaPcpsAcquisition, [589](#)
  - GlonassL2CaPcpsAcquisition, [598](#)
  - GpsL1CaPcpsAcquisition, [711](#)
  - GpsL1CaPcpsAcquisitionFineDoppler, [715](#)
  - GpsL1CaPcpsAcquisitionFpga, [721](#)
  - GpsL1CaPcpsAssistedAcquisition, [726](#)
  - GpsL1CaPcpsOpenCIAcquisition, [729](#)
  - GpsL1CaPcpsQuickSyncAcquisition, [733](#)
  - GpsL1CaPcpsTongAcquisition, [738](#)
  - GpsL2MPcpsAcquisition, [750](#)
  - GpsL2MPcpsAcquisitionFpga, [754](#)
  - GpsL5iPcpsAcquisition, [765](#)
  - GpsL5iPcpsAcquisitionFpga, [771](#)
  - pcps\_acquisition, [823](#)
  - pcps\_acquisition\_fine\_doppler\_cc, [828](#)
  - pcps\_acquisition\_fpga, [835](#)
  - pcps\_assisted\_acquisition\_cc, [840](#)
  - pcps\_cccwsr\_acquisition\_cc, [844](#)
  - pcps\_opencl\_acquisition\_cc, [849](#)
  - pcps\_quicksync\_acquisition\_cc, [855](#)
  - pcps\_tong\_acquisition\_cc, [860](#)
- set\_doppler\_max
  - BeidouB1iPcpsAcquisition, [330](#)
  - BeidouB3iPcpsAcquisition, [337](#)
  - Fpga\_Acquisition, [402](#)
  - galileo\_e5a\_noncoherentIQ\_acquisition\_caf\_cc, [423](#)
  - galileo\_pcps\_8ms\_acquisition\_cc, [447](#)
  - GalileoE1Pcps8msAmbiguousAcquisition, [467](#)
  - GalileoE1PcpsAmbiguousAcquisition, [471](#)
  - GalileoE1PcpsAmbiguousAcquisitionFpga, [478](#)
  - GalileoE1PcpsCccwsrAmbiguousAcquisition, [482](#)
  - GalileoE1PcpsQuickSyncAmbiguousAcquisition, [486](#)
  - GalileoE1PcpsTongAmbiguousAcquisition, [490](#)
  - GalileoE5aNoncoherentIQAcquisitionCaf, [502](#)
  - GalileoE5aPcpsAcquisition, [506](#)
  - GalileoE5aPcpsAcquisitionFpga, [513](#)
  - GalileoE5bPcpsAcquisition, [524](#)
  - GalileoE5bPcpsAcquisitionFpga, [530](#)
  - GalileoE6PcpsAcquisition, [540](#)
  - GlonassL1CaPcpsAcquisition, [589](#)
  - GlonassL2CaPcpsAcquisition, [598](#)
  - GpsL1CaPcpsAcquisition, [711](#)
  - GpsL1CaPcpsAcquisitionFineDoppler, [716](#)
  - GpsL1CaPcpsAcquisitionFpga, [722](#)
  - GpsL1CaPcpsAssistedAcquisition, [726](#)
  - GpsL1CaPcpsOpenCIAcquisition, [730](#)
  - GpsL1CaPcpsQuickSyncAcquisition, [734](#)
  - GpsL1CaPcpsTongAcquisition, [738](#)
  - GpsL2MPcpsAcquisition, [750](#)
  - GpsL2MPcpsAcquisitionFpga, [755](#)
  - GpsL5iPcpsAcquisition, [765](#)
  - GpsL5iPcpsAcquisitionFpga, [772](#)
  - pcps\_acquisition, [823](#)
  - pcps\_acquisition\_fine\_doppler\_cc, [828](#)
  - pcps\_acquisition\_fpga, [835](#)
  - pcps\_assisted\_acquisition\_cc, [840](#)
  - pcps\_cccwsr\_acquisition\_cc, [844](#)
  - pcps\_opencl\_acquisition\_cc, [849](#)
  - pcps\_quicksync\_acquisition\_cc, [855](#)
  - pcps\_tong\_acquisition\_cc, [860](#)
- set\_doppler\_step
  - BeidouB1iPcpsAcquisition, [330](#)
  - BeidouB3iPcpsAcquisition, [337](#)
  - Fpga\_Acquisition, [403](#)
  - galileo\_e5a\_noncoherentIQ\_acquisition\_caf\_cc, [423](#)
  - galileo\_pcps\_8ms\_acquisition\_cc, [447](#)
  - GalileoE1Pcps8msAmbiguousAcquisition, [467](#)



- GalileoE1PcpsAmbiguousAcquisition, [471](#)
- GalileoE1PcpsAmbiguousAcquisitionFpga, [478](#)
- GalileoE1PcpsCccwsrAmbiguousAcquisition, [482](#)
- GalileoE1PcpsQuickSyncAmbiguousAcquisition, [486](#)
- GalileoE1PcpsTongAmbiguousAcquisition, [490](#)
- GalileoE5aNoncoherentIQAcquisitionCaf, [502](#)
- GalileoE5aPcpsAcquisition, [506](#)
- GalileoE5aPcpsAcquisitionFpga, [513](#)
- GalileoE5bPcpsAcquisition, [524](#)
- GalileoE5bPcpsAcquisitionFpga, [531](#)
- GalileoE6PcpsAcquisition, [540](#)
- GlonassL1CaPcpsAcquisition, [590](#)
- GlonassL2CaPcpsAcquisition, [599](#)
- GpsL1CaPcpsAcquisition, [711](#)
- GpsL1CaPcpsAcquisitionFineDoppler, [716](#)
- GpsL1CaPcpsAcquisitionFpga, [722](#)
- GpsL1CaPcpsAssistedAcquisition, [726](#)
- GpsL1CaPcpsOpenCIAcquisition, [730](#)
- GpsL1CaPcpsQuickSyncAcquisition, [734](#)
- GpsL1CaPcpsTongAcquisition, [738](#)
- GpsL2MPcpsAcquisition, [750](#)
- GpsL2MPcpsAcquisitionFpga, [755](#)
- GpsL5iPcpsAcquisition, [765](#)
- GpsL5iPcpsAcquisitionFpga, [772](#)
- pcps\_acquisition, [824](#)
- pcps\_acquisition\_fine\_doppler\_cc, [830](#)
- pcps\_acquisition\_fpga, [835](#)
- pcps\_assisted\_acquisition\_cc, [840](#)
- pcps\_cccwsr\_acquisition\_cc, [845](#)
- pcps\_openc1\_acquisition\_cc, [849](#)
- pcps\_quicksync\_acquisition\_cc, [855](#)
- pcps\_tong\_acquisition\_cc, [860](#)
- set\_doppler\_sweep
  - Fpga\_Acquisition, [403](#)
- set\_gnss\_synchro
  - BeidouB1iDIIPIITracking, [327](#)
  - BeidouB1iPcpsAcquisition, [330](#)
  - BeidouB3iDIIPIITracking, [334](#)
  - BeidouB3iPcpsAcquisition, [337](#)
  - dll\_pll\_veml\_tracking\_fpga, [379](#)
  - galileo\_e5a\_noncoherentIQ\_acquisition\_caf\_cc, [424](#)
  - galileo\_pcps\_8ms\_acquisition\_cc, [448](#)
  - GalileoE1DIIPIIVemlTracking, [460](#)
  - GalileoE1DIIPIIVemlTrackingFpga, [464](#)
  - GalileoE1Pcps8msAmbiguousAcquisition, [467](#)
  - GalileoE1PcpsAmbiguousAcquisition, [472](#)
  - GalileoE1PcpsAmbiguousAcquisitionFpga, [478](#)
  - GalileoE1PcpsCccwsrAmbiguousAcquisition, [482](#)
  - GalileoE1PcpsQuickSyncAmbiguousAcquisition, [486](#)
  - GalileoE1PcpsTongAmbiguousAcquisition, [490](#)
  - GalileoE1TcpConnectorTracking, [493](#)
  - GalileoE5aDIIPIITracking, [495](#)
  - GalileoE5aDIIPIITrackingFpga, [499](#)
  - GalileoE5aNoncoherentIQAcquisitionCaf, [502](#)
  - GalileoE5aPcpsAcquisition, [507](#)
  - GalileoE5aPcpsAcquisitionFpga, [513](#)
  - GalileoE5bDIIPIITracking, [518](#)
  - GalileoE5bPcpsAcquisition, [524](#)
  - GalileoE5bPcpsAcquisitionFpga, [531](#)
  - GalileoE6DIIPIITracking, [537](#)
  - GalileoE6PcpsAcquisition, [540](#)
  - GlonassL1CaDIIPIICAidTracking, [584](#)
  - GlonassL1CaDIIPIITracking, [586](#)
  - GlonassL1CaPcpsAcquisition, [590](#)
  - GlonassL2CaDIIPIICAidTracking, [593](#)
  - GlonassL2CaDIIPIITracking, [595](#)
  - GlonassL2CaPcpsAcquisition, [599](#)
  - GpsL1CaDIIPIITracking, [698](#)
  - GpsL1CaDIIPIITrackingFpga, [702](#)
  - GpsL1CaDIIPIITrackingGPU, [704](#)
  - GpsL1CaKfTracking, [706](#)
  - GpsL1CaKfVtITracking, [708](#)
  - GpsL1CaPcpsAcquisition, [712](#)
  - GpsL1CaPcpsAcquisitionFineDoppler, [716](#)
  - GpsL1CaPcpsAcquisitionFpga, [722](#)
  - GpsL1CaPcpsAssistedAcquisition, [726](#)
  - GpsL1CaPcpsOpenCIAcquisition, [730](#)
  - GpsL1CaPcpsQuickSyncAcquisition, [734](#)
  - GpsL1CaPcpsTongAcquisition, [738](#)
  - GpsL1CaTcpConnectorTracking, [741](#)
  - GpsL2MDIIPIITracking, [745](#)
  - GpsL2MDIIPIITrackingFpga, [747](#)
  - GpsL2MPcpsAcquisition, [751](#)
  - GpsL2MPcpsAcquisitionFpga, [755](#)
  - GpsL5DIIPIITracking, [758](#)
  - GpsL5DIIPIITrackingFpga, [762](#)
  - GpsL5iPcpsAcquisition, [766](#)
  - GpsL5iPcpsAcquisitionFpga, [772](#)
  - pcps\_acquisition, [824](#)
  - pcps\_acquisition\_fine\_doppler\_cc, [830](#)
  - pcps\_acquisition\_fpga, [836](#)
  - pcps\_assisted\_acquisition\_cc, [841](#)
  - pcps\_cccwsr\_acquisition\_cc, [845](#)
  - pcps\_openc1\_acquisition\_cc, [850](#)
  - pcps\_quicksync\_acquisition\_cc, [856](#)
  - pcps\_tong\_acquisition\_cc, [860](#)
- set\_initial\_sample
  - Fpga\_Multicorrelator\_8sc, [410](#)
- set\_local\_code
  - BeidouB1iPcpsAcquisition, [330](#)
  - BeidouB3iPcpsAcquisition, [337](#)
  - Fpga\_Acquisition, [403](#)
  - galileo\_e5a\_noncoherentIQ\_acquisition\_caf\_cc, [424](#)
  - galileo\_pcps\_8ms\_acquisition\_cc, [448](#)
  - GalileoE1Pcps8msAmbiguousAcquisition, [468](#)
  - GalileoE1PcpsAmbiguousAcquisition, [472](#)
  - GalileoE1PcpsAmbiguousAcquisitionFpga, [478](#)
  - GalileoE1PcpsQuickSyncAmbiguousAcquisition, [487](#)
  - GalileoE1PcpsTongAmbiguousAcquisition, [491](#)
  - GalileoE5aNoncoherentIQAcquisitionCaf, [503](#)
  - GalileoE5aPcpsAcquisition, [507](#)

- GalileoE5aPcpsAcquisitionFpga, 513
- GalileoE5bPcpsAcquisition, 524
- GalileoE5bPcpsAcquisitionFpga, 531
- GalileoE6PcpsAcquisition, 540
- GlonassL1CaPcpsAcquisition, 590
- GlonassL2CaPcpsAcquisition, 599
- GpsL1CaPcpsAcquisition, 712
- GpsL1CaPcpsAcquisitionFpga, 722
- GpsL1CaPcpsOpenCIAcquisition, 730
- GpsL1CaPcpsQuickSyncAcquisition, 734
- GpsL1CaPcpsTongAcquisition, 739
- GpsL2MPcpsAcquisition, 751
- GpsL2MPcpsAcquisitionFpga, 755
- GpsL5iPcpsAcquisition, 766
- GpsL5iPcpsAcquisitionFpga, 772
- pcps\_acquisition, 824
- pcps\_acquisition\_fine\_doppler\_cc, 830
- pcps\_acquisition\_fpga, 836
- pcps\_assisted\_acquisition\_cc, 841
- pcps\_cccwsr\_acquisition\_cc, 845
- pcps\_openc1\_acquisition\_cc, 850
- pcps\_quicksync\_acquisition\_cc, 856
- pcps\_tong\_acquisition\_cc, 861
- set\_local\_code\_and\_taps
  - Fpga\_Multicorrelator\_8sc, 410
- set\_num\_valid\_observations
  - Pvt\_Solution, 873
- set\_output\_vectors
  - Fpga\_Multicorrelator\_8sc, 410
- set\_pdi
  - Tracking\_2nd\_DLL\_filter, 963
  - Tracking\_2nd\_PLL\_filter, 964
- set\_pre\_2009\_file
  - Pvt\_Solution, 873
  - Rinex\_Printer, 884
- set\_resampler\_latency
  - BeidouB1iPcpsAcquisition, 331
  - BeidouB3iPcpsAcquisition, 338
  - GalileoE1PcpsAmbiguousAcquisition, 472
  - GalileoE1PcpsAmbiguousAcquisitionFpga, 479
  - GalileoE5aPcpsAcquisition, 507
  - GalileoE5aPcpsAcquisitionFpga, 514
  - GalileoE5bPcpsAcquisition, 524
  - GalileoE5bPcpsAcquisitionFpga, 531
  - GalileoE6PcpsAcquisition, 541
  - GpsL1CaPcpsAcquisition, 712
  - GpsL1CaPcpsAcquisitionFpga, 723
  - GpsL2MPcpsAcquisition, 751
  - GpsL5iPcpsAcquisition, 766
  - GpsL5iPcpsAcquisitionFpga, 773
- set\_rx\_pos
  - Pvt\_Solution, 873
- set\_rx\_vel
  - Pvt\_Solution, 873
- set\_samples\_for\_initialization
  - Exponential\_Smoothing, 383
- set\_satellite
  - beidou\_b1i\_telemetry\_decoder\_gs, 309
  - beidou\_b3i\_telemetry\_decoder\_gs, 311
  - galileo\_telemetry\_decoder\_gs, 455
  - glonass\_l1\_ca\_telemetry\_decoder\_gs, 578
  - glonass\_l2\_ca\_telemetry\_decoder\_gs, 582
  - gps\_l1\_ca\_telemetry\_decoder\_gs, 686
  - gps\_l2c\_telemetry\_decoder\_gs, 688
  - gps\_l5\_telemetry\_decoder\_gs, 689
  - sbas\_l1\_telemetry\_decoder\_gs, 920
- set\_satellite\_PRN
  - Beidou\_Dnav\_Navigation\_Message, 322
  - Gps\_Navigation\_Message, 692
- set\_secondary\_code\_lengths
  - Fpga\_Multicorrelator\_8sc, 410
- set\_signal
  - Channel, 344
- set\_single\_doppler\_flag
  - GalileoE5aPcpsAcquisitionFpga, 514
  - GalileoE5bPcpsAcquisitionFpga, 531
- set\_speed\_over\_ground
  - Pvt\_Solution, 873
- set\_state
  - BeidouB1iPcpsAcquisition, 331
  - BeidouB3iPcpsAcquisition, 338
  - galileo\_e5a\_noncoherentIQ\_acquisition\_caf\_cc, 424
  - galileo\_pcps\_8ms\_acquisition\_cc, 448
  - GalileoE1PcpsAmbiguousAcquisition, 472
  - GalileoE1PcpsAmbiguousAcquisitionFpga, 479
  - GalileoE1PcpsCccwsrAmbiguousAcquisition, 483
  - GalileoE1PcpsQuickSyncAmbiguousAcquisition, 487
  - GalileoE1PcpsTongAmbiguousAcquisition, 491
  - GalileoE5aNoncoherentIQAcquisitionCaf, 503
  - GalileoE5aPcpsAcquisition, 507
  - GalileoE5aPcpsAcquisitionFpga, 514
  - GalileoE5bPcpsAcquisition, 525
  - GalileoE5bPcpsAcquisitionFpga, 532
  - GalileoE6PcpsAcquisition, 541
  - GlonassL1CaPcpsAcquisition, 590
  - GlonassL2CaPcpsAcquisition, 599
  - GpsL1CaPcpsAcquisition, 712
  - GpsL1CaPcpsAcquisitionFineDoppler, 716
  - GpsL1CaPcpsAcquisitionFpga, 723
  - GpsL1CaPcpsQuickSyncAcquisition, 735
  - GpsL1CaPcpsTongAcquisition, 739
  - GpsL2MPcpsAcquisition, 751
  - GpsL2MPcpsAcquisitionFpga, 756
  - GpsL5iPcpsAcquisition, 766
  - GpsL5iPcpsAcquisitionFpga, 773
  - pcps\_acquisition, 825
  - pcps\_acquisition\_fine\_doppler\_cc, 831
  - pcps\_acquisition\_fpga, 836
  - pcps\_cccwsr\_acquisition\_cc, 846
  - pcps\_openc1\_acquisition\_cc, 850
  - pcps\_quicksync\_acquisition\_cc, 856
  - pcps\_tong\_acquisition\_cc, 861
- set\_switch\_position
  - Fpga\_Switch, 412

- set\_threshold
  - BeidouB1iPcpsAcquisition, [331](#)
  - BeidouB3iPcpsAcquisition, [338](#)
  - galileo\_e5a\_noncoherentIQ\_acquisition\_caf\_cc, [425](#)
  - galileo\_pcps\_8ms\_acquisition\_cc, [450](#)
  - GalileoE1Pcps8msAmbiguousAcquisition, [468](#)
  - GalileoE1PcpsAmbiguousAcquisition, [472](#)
  - GalileoE1PcpsAmbiguousAcquisitionFpga, [479](#)
  - GalileoE1PcpsCccwsrAmbiguousAcquisition, [483](#)
  - GalileoE1PcpsQuickSyncAmbiguousAcquisition, [487](#)
  - GalileoE1PcpsTongAmbiguousAcquisition, [491](#)
  - GalileoE5aNoncoherentIQAcquisitionCaf, [503](#)
  - GalileoE5aPcpsAcquisition, [508](#)
  - GalileoE5aPcpsAcquisitionFpga, [514](#)
  - GalileoE5bPcpsAcquisition, [525](#)
  - GalileoE5bPcpsAcquisitionFpga, [532](#)
  - GalileoE6PcpsAcquisition, [541](#)
  - GlonassL1CaPcpsAcquisition, [590](#)
  - GlonassL2CaPcpsAcquisition, [599](#)
  - GpsL1CaPcpsAcquisition, [712](#)
  - GpsL1CaPcpsAcquisitionFineDoppler, [717](#)
  - GpsL1CaPcpsAcquisitionFpga, [723](#)
  - GpsL1CaPcpsAssistedAcquisition, [727](#)
  - GpsL1CaPcpsOpenCIAcquisition, [731](#)
  - GpsL1CaPcpsQuickSyncAcquisition, [735](#)
  - GpsL1CaPcpsTongAcquisition, [739](#)
  - GpsL2MPcpsAcquisition, [751](#)
  - GpsL2MPcpsAcquisitionFpga, [756](#)
  - GpsL5iPcpsAcquisition, [766](#)
  - GpsL5iPcpsAcquisitionFpga, [773](#)
  - pcps\_acquisition, [825](#)
  - pcps\_acquisition\_fine\_doppler\_cc, [831](#)
  - pcps\_acquisition\_fpga, [837](#)
  - pcps\_assisted\_acquisition\_cc, [841](#)
  - pcps\_cccwsr\_acquisition\_cc, [846](#)
  - pcps\_openc1\_acquisition\_cc, [852](#)
  - pcps\_quicksync\_acquisition\_cc, [857](#)
  - pcps\_tong\_acquisition\_cc, [861](#)
- set\_time\_offset\_s
  - Pvt\_Solution, [874](#)
- short\_x2\_to\_cshort, [937](#)
- short\_x2\_to\_cshort.h, [1281](#)
- sig\_type
  - Beidou\_Dnav\_Ephemeris, [317](#)
- Signal
  - Gnss\_Synchro, [645](#)
- signal
  - Nav\_Message\_Packet, [806](#)
- Signal Conditioner, [80](#)
- Signal Source, [172](#)
- signal\_conditioner.h, [1282](#)
- signal\_generator.h, [1282](#)
- signal\_generator\_c, [937](#)
  - signal\_make\_generator\_c, [938](#)
- signal\_generator\_c.h, [1283](#)
  - signal\_make\_generator\_c, [1284](#)
- signal\_generator\_flags.h, [1284](#)
- signal\_health
  - Gps\_CNAV\_Ephemeris, [667](#)
- signal\_make\_generator\_c
  - signal\_generator\_c, [938](#)
  - signal\_generator\_c.h, [1284](#)
- signal\_source\_adapters, [173](#)
- signal\_source\_base.h, [1285](#)
- signal\_source\_gr\_blocks, [174](#)
- signal\_source\_libs, [175](#)
  - RTL\_TCP\_COMMAND, [176](#)
  - rtl\_tcp\_command, [176](#)
- SignalConditioner, [939](#)
  - ~SignalConditioner, [940](#)
  - implementation, [940](#)
  - SignalConditioner, [939](#)
- SignalGenerator, [940](#)
  - implementation, [941](#)
- SignalSourceBase, [942](#)
  - SignalSourceBase, [942](#)
- SignalSourceInterface, [943](#)
- size
  - algorithms\_libs, [110](#)
- Skew\_symmetric
  - algorithms\_libs, [111](#)
- snrmask\_t, [944](#)
- sol\_t, [944](#)
- solbuf\_t, [945](#)
- solopt\_t, [945](#)
- solstat\_t, [946](#)
- solstatbuf\_t, [946](#)
- source
  - FileSourceBase, [393](#)
  - FileTimestampSignalSource, [395](#)
  - NsrFileSignalSource, [815](#)
  - SpirFileSignalSource, [949](#)
  - TwoBitCpxFileSignalSource, [971](#)
  - TwoBitPackedFileSignalSource, [973](#)
- source\_item\_size
  - FileSourceBase, [394](#)
- spir\_file\_signal\_source.h, [1285](#)
- spir\_gss6450\_file\_signal\_source.h, [1286](#)
- SpirFileSignalSource, [948](#)
  - itemTypeToSize, [949](#)
  - source, [949](#)
- SpirGSS6450FileSignalSource, [949](#)
- Spirent\_Motion\_Csv\_Dump\_Reader, [947](#)
- spirent\_motion\_csv\_dump\_reader.h, [1287](#)
- sptr
  - FifoReader, [385](#)
- sqrtA
  - Gnss\_Almanac, [606](#)
  - Gnss\_Ephemeris, [617](#)
- ssat\_t, [950](#)
- ssr\_t, [951](#)
- sta\_t, [951](#)
- start
  - Ad9361FpgaSignalSource, [299](#)

- FifoReader, 385
- GNSSBlockInterface, 650
- GNSSFlowgraph, 653
- start\_acquisition
  - Channel, 345
- start\_tracking
  - dll\_pll\_veml\_tracking\_fpga, 379
  - GalileoE1DIIPIIVemlTrackingFpga, 464
  - GalileoE5aDIIPIITrackingFpga, 499
  - GpsL1CaDIIPIITrackingFpga, 702
  - GpsL5DIIPIITrackingFpga, 762
- stec\_t, 952
- stop
  - GNSSFlowgraph, 653
- stop\_acquisition
  - BeidouB1iPcpsAcquisition, 331
  - BeidouB3iPcpsAcquisition, 338
  - Fpga\_Acquisition, 403
  - GalileoE1Pcps8msAmbiguousAcquisition, 468
  - GalileoE1PcpsAmbiguousAcquisition, 473
  - GalileoE1PcpsAmbiguousAcquisitionFpga, 479
  - GalileoE1PcpsCccwsrAmbiguousAcquisition, 483
  - GalileoE1PcpsQuickSyncAmbiguousAcquisition, 487
  - GalileoE1PcpsTongAmbiguousAcquisition, 491
  - GalileoE5aNoncoherentIQAcquisitionCaf, 503
  - GalileoE5aPcpsAcquisition, 508
  - GalileoE5aPcpsAcquisitionFpga, 515
  - GalileoE5bPcpsAcquisition, 525
  - GalileoE5bPcpsAcquisitionFpga, 532
  - GalileoE6PcpsAcquisition, 541
  - GlonassL1CaPcpsAcquisition, 591
  - GlonassL2CaPcpsAcquisition, 600
  - GpsL1CaPcpsAcquisition, 713
  - GpsL1CaPcpsAcquisitionFineDoppler, 717
  - GpsL1CaPcpsAcquisitionFpga, 723
  - GpsL1CaPcpsAssistedAcquisition, 727
  - GpsL1CaPcpsOpenCIAcquisition, 731
  - GpsL1CaPcpsQuickSyncAcquisition, 735
  - GpsL1CaPcpsTongAcquisition, 739
  - GpsL2MPcpsAcquisition, 752
  - GpsL2MPcpsAcquisitionFpga, 756
  - GpsL5iPcpsAcquisition, 767
  - GpsL5iPcpsAcquisitionFpga, 773
  - pcps\_acquisition\_fpga, 837
- stop\_channel
  - Channel, 345
- stop\_server
  - Rtcm, 899
- stop\_tracking
  - BeidouB1iDIIPIITracking, 327
  - BeidouB3iDIIPIITracking, 334
  - dll\_pll\_veml\_tracking\_fpga, 379
  - GalileoE1DIIPIIVemlTracking, 460
  - GalileoE1DIIPIIVemlTrackingFpga, 464
  - GalileoE1TcpConnectorTracking, 493
  - GalileoE5aDIIPIITracking, 495
  - GalileoE5aDIIPIITrackingFpga, 499
  - GalileoE5bDIIPIITracking, 519
  - GalileoE6DIIPIITracking, 537
  - GlonassL1CaDIIPIICAidTracking, 584
  - GlonassL1CaDIIPIITracking, 586
  - GlonassL2CaDIIPIICAidTracking, 594
  - GlonassL2CaDIIPIITracking, 595
  - GpsL1CaDIIPIITracking, 698
  - GpsL1CaDIIPIITrackingFpga, 702
  - GpsL1CaDIIPIITrackingGPU, 704
  - GpsL1CaKfTracking, 706
  - GpsL1CaKfVtlTracking, 708
  - GpsL1CaTcpConnectorTracking, 741
  - GpsL2MDIIPIITracking, 745
  - GpsL2MDIIPIITrackingFpga, 747
  - GpsL5DIIPIITracking, 758
  - GpsL5DIIPIITrackingFpga, 762
- stream\_cfg, 952
- stream\_t, 953
- string\_converter.h, 1287
- string\_decoder
  - Glonass\_Gnav\_Navigation\_Message, 570
- StringConverter, 953
- subframe\_decoder
  - Gps\_Navigation\_Message, 692
- sv\_clock\_drift
  - Glonass\_Gnav\_Ephemeris, 558
  - Gnss\_Ephemeris, 611
- swift\_common.h, 1288
- symbols
  - cnav\_v27\_part\_t, 357
- System
  - Gnss\_Almanac, 606
  - Gnss\_Ephemeris, 618
  - Gnss\_Synchro, 645
- system
  - Nav\_Message\_Packet, 806
- T\_OA
  - core\_system\_parameters, 232
- TGD1
  - Beidou\_Dnav\_Ephemeris, 318
- TGD2
  - Beidou\_Dnav\_Ephemeris, 318
- TGD
  - Gps\_CNAV\_Ephemeris, 667
  - Gps\_Ephemeris, 678
- TIMES\_GPST
  - algorithms\_libs\_rtklib, 158
- TIMES\_JST
  - algorithms\_libs\_rtklib, 158
- TIMES\_UTC
  - algorithms\_libs\_rtklib, 159
- TIMETAGH\_LEN
  - algorithms\_libs\_rtklib, 159
- TINTACT
  - algorithms\_libs\_rtklib, 159
- TOTRedCED
  - Galileo\_Reduced\_CED, 453
- TOW\_at\_current\_symbol\_ms

- Gnss\_Synchro, [645](#)
- TROPOPT\_CORG
  - algorithms\_libs\_rtklib, [159](#)
- TROPOPT\_COR
  - algorithms\_libs\_rtklib, [159](#)
- TROPOPT\_ESTG
  - algorithms\_libs\_rtklib, [160](#)
- TROPOPT\_EST
  - algorithms\_libs\_rtklib, [160](#)
- TROPOPT\_OFF
  - algorithms\_libs\_rtklib, [160](#)
- TROPOPT\_SAAS
  - algorithms\_libs\_rtklib, [160](#)
- TROPOPT\_SBAS
  - algorithms\_libs\_rtklib, [160](#)
- TWO\_N10
  - core\_system\_parameters, [281](#)
- TWO\_N11
  - core\_system\_parameters, [282](#)
- TWO\_N14
  - core\_system\_parameters, [282](#)
- TWO\_N15
  - core\_system\_parameters, [282](#)
- TWO\_N16
  - core\_system\_parameters, [282](#)
- TWO\_N17
  - core\_system\_parameters, [282](#)
- TWO\_N18
  - core\_system\_parameters, [283](#)
- TWO\_N19
  - core\_system\_parameters, [283](#)
- TWO\_N2
  - core\_system\_parameters, [283](#)
- TWO\_N20
  - core\_system\_parameters, [283](#)
- TWO\_N21
  - core\_system\_parameters, [283](#)
- TWO\_N22
  - core\_system\_parameters, [284](#)
- TWO\_N23
  - core\_system\_parameters, [284](#)
- TWO\_N24
  - core\_system\_parameters, [284](#)
- TWO\_N25
  - core\_system\_parameters, [284](#)
- TWO\_N26
  - core\_system\_parameters, [284](#)
- TWO\_N27
  - core\_system\_parameters, [285](#)
- TWO\_N29
  - core\_system\_parameters, [285](#)
- TWO\_N30
  - core\_system\_parameters, [285](#)
- TWO\_N31
  - core\_system\_parameters, [285](#)
- TWO\_N32
  - core\_system\_parameters, [285](#)
- TWO\_N33
  - core\_system\_parameters, [286](#)
- TWO\_N34
  - core\_system\_parameters, [286](#)
- TWO\_N35
  - core\_system\_parameters, [286](#)
- TWO\_N38
  - core\_system\_parameters, [286](#)
- TWO\_N39
  - core\_system\_parameters, [286](#)
- TWO\_N40
  - core\_system\_parameters, [287](#)
- TWO\_N43
  - core\_system\_parameters, [287](#)
- TWO\_N44
  - core\_system\_parameters, [287](#)
- TWO\_N46
  - core\_system\_parameters, [287](#)
- TWO\_N48
  - core\_system\_parameters, [287](#)
- TWO\_N5
  - core\_system\_parameters, [288](#)
- TWO\_N50
  - core\_system\_parameters, [288](#)
- TWO\_N51
  - core\_system\_parameters, [288](#)
- TWO\_N55
  - core\_system\_parameters, [288](#)
- TWO\_N57
  - core\_system\_parameters, [288](#)
- TWO\_N59
  - core\_system\_parameters, [289](#)
- TWO\_N6
  - core\_system\_parameters, [289](#)
- TWO\_N60
  - core\_system\_parameters, [289](#)
- TWO\_N66
  - core\_system\_parameters, [289](#)
- TWO\_N68
  - core\_system\_parameters, [289](#)
- TWO\_N8
  - core\_system\_parameters, [290](#)
- TWO\_N9
  - core\_system\_parameters, [290](#)
- TWO\_P11
  - core\_system\_parameters, [290](#)
- TWO\_P12
  - core\_system\_parameters, [290](#)
- TWO\_P14
  - core\_system\_parameters, [290](#)
- TWO\_P16
  - core\_system\_parameters, [291](#)
- TWO\_P19
  - core\_system\_parameters, [291](#)
- TWO\_P3
  - core\_system\_parameters, [291](#)
- TWO\_P31
  - core\_system\_parameters, [291](#)
- TWO\_P32
  - core\_system\_parameters, [291](#)

- core\_system\_parameters, 291
- TWO\_P4
  - core\_system\_parameters, 292
- TWO\_P56
  - core\_system\_parameters, 292
- TWO\_P57
  - core\_system\_parameters, 292
- TWO\_P8
  - core\_system\_parameters, 292
- TWO\_PI
  - core\_system\_parameters, 292
- Tcp\_Communication, 954
- Tcp\_Packet\_Data, 954
- tcp\_cmd\_interface.h, 1288
- tcp\_communication.h, 1289
- tcp\_packet\_data.h, 1290
- tcp\_t, 955
- TcpCmdInterface, 956
  - get\_LLH, 956
  - get\_utc\_time, 956
- tcpcli\_t, 955
- tcpsvr\_t, 956
- tec\_t, 957
- Telemetry Decoder, 177
- telemetry\_decoder\_adapters, 178
- telemetry\_decoder\_gr\_blocks, 179
- telemetry\_decoder\_interface.h, 1290
- telemetry\_decoder\_libs, 183
- telemetry\_decoder\_libswiftcnv, 181
  - GPS\_L2\_V27\_HISTORY\_LENGTH\_BITS, 181
  - GPS\_L2C\_V27\_DECODE\_BITS, 182
  - GPS\_L2C\_V27\_DELAY\_BITS, 182
  - GPS\_L2C\_V27\_INIT\_BITS, 182
- TelemetryDecoderInterface, 957
- test\_flags.h, 1291
- tle\_t, 959
- tlcd\_t, 959
- Tlm\_CRC\_Stats, 960
  - initialize, 961
  - set\_channel, 961
  - update\_CRC\_stats, 961
- Tlm\_Conf, 960
- Tlm\_Dump\_Reader, 961
- tlm\_conf.h, 1291
- tlm\_crc\_stats.h, 1292
- tlm\_dump\_reader.h, 1292
- tlm\_utils.h, 1293
- toa
  - Gnss\_Almanac, 607
- toc
  - Gnss\_Ephemeris, 618
- toe
  - Gnss\_Ephemeris, 618
- toe1
  - Gps\_CNAV\_Ephemeris, 667
- toe2
  - Gps\_CNAV\_Ephemeris, 667
- togood
  - algorithms\_libs, 111
- top
  - Gps\_CNAV\_Ephemeris, 668
- topocent
  - algorithms\_libs, 111
- tot
  - Galileo\_Utc\_Model, 457
  - Gps\_Utc\_Model, 696
- tow
  - cnv\_msg\_t, 354
  - Galileo\_Iono, 444
  - Gnss\_Ephemeris, 618
  - Gps\_Acq\_Assist, 661
- tow\_at\_current\_symbol\_ms
  - Nav\_Message\_Packet, 807
- Tracking, 184
- Tracking\_2nd\_DLL\_filter, 962
  - get\_code\_nco, 962
  - initialize, 962
  - set\_DLL\_BW, 963
  - set\_pdi, 963
- tracking\_2nd\_DLL\_filter.h, 1293
- Tracking\_2nd\_PLL\_filter, 963
  - set\_PLL\_BW, 964
  - set\_pdi, 964
- tracking\_2nd\_PLL\_filter.h, 1294
- Tracking\_Dump\_Reader, 964
- Tracking\_FLL\_PLL\_filter, 965
- tracking\_FLL\_PLL\_filter.h, 1296
- Tracking\_True\_Obs\_Reader, 967
- tracking\_adapters, 185
- tracking\_discriminators.h, 1294
- tracking\_dump\_reader.h, 1295
- tracking\_gr\_blocks, 186
- tracking\_interface.h, 1296
- tracking\_libs, 188
  - carrier\_lock\_detector, 189
  - cn0\_m2m4\_estimator, 190
  - cn0\_svn\_estimator, 190
  - dll\_nc\_e\_minus\_l\_normalized, 191
  - dll\_nc\_vemlp\_normalized, 191
  - fil\_four\_quadrant\_atan, 191
  - phase\_unwrap, 192
  - pll\_cloop\_two\_quadrant\_atan, 192
  - pll\_four\_quadrant\_atan, 192
- Tracking\_loop\_filter, 966
  - operator=, 967
  - Tracking\_loop\_filter, 966
- tracking\_loop\_filter.h, 1297
- Tracking\_sample\_counter
  - Gnss\_Synchro, 646
- tracking\_tests\_flags.h, 1297
- tracking\_true\_obs\_reader.h, 1299
- TrackingCmd, 968
- TrackingInterface, 968
- trackingcmd.h, 1299
- trop\_t, 969
- True\_Observables\_Reader, 969



- true\_observables\_reader.h, [1300](#)
- two\_bit\_cpx\_file\_signal\_source.h, [1301](#)
- two\_bit\_packed\_file\_signal\_source.h, [1301](#)
- TwoBitCpxFileSignalSource, [970](#)
  - itemTypeToSize, [971](#)
  - packetsPerSample, [971](#)
  - source, [971](#)
- TwoBitPackedFileSignalSource, [972](#)
  - itemTypeToSize, [973](#)
  - packetsPerSample, [973](#)
  - source, [973](#)
- URA0
  - Gps\_CNAV\_Ephemeris, [668](#)
- URA1
  - Gps\_CNAV\_Ephemeris, [668](#)
- URA2
  - Gps\_CNAV\_Ephemeris, [668](#)
- URA
  - Gps\_CNAV\_Ephemeris, [668](#)
- uhd\_signal\_source.h, [1302](#)
- UhdSignalSource, [974](#)
- uio\_fpga.h, [1303](#)
- unlock\_channel
  - Fpga\_Multicorrelator\_8sc, [410](#)
- unpack\_2bit\_samples, [974](#)
- unpack\_2bit\_samples.h, [1303](#)
- unpack\_byte\_2bit\_cpx\_samples, [975](#)
- unpack\_byte\_2bit\_cpx\_samples.h, [1304](#)
- unpack\_byte\_2bit\_samples, [976](#)
- unpack\_byte\_2bit\_samples.h, [1305](#)
- unpack\_byte\_4bit\_samples, [977](#)
- unpack\_byte\_4bit\_samples.h, [1306](#)
- unpack\_intspir\_1bit\_samples, [977](#)
- unpack\_intspir\_1bit\_samples.h, [1307](#)
- unpack\_spir\_gss6450\_samples, [978](#)
- unpack\_spir\_gss6450\_samples.h, [1307](#)
- UnscentedFilter, [979](#)
- unset\_title
  - Gnuplot, [657](#)
- update\_CRC\_stats
  - TIm\_CRC\_Stats, [961](#)
- update\_PRN
  - Gnss\_Satellite, [622](#)
- update\_local\_code
  - Fpga\_Multicorrelator\_8sc, [411](#)
- update\_prn\_code\_length
  - Fpga\_Multicorrelator\_8sc, [411](#)
- url\_t, [979](#)
- utc\_time
  - Beidou\_Dnav\_Navigation\_Message, [322](#)
  - Glionass\_Gnav\_Utc\_Model, [572](#)
  - Gps\_Navigation\_Message, [693](#)
- v27\_decision\_t, [979](#)
- v27\_poly\_t, [980](#)
- v27\_t, [980](#)
- valid
  - Gps\_Iono, [682](#)
- Viterbi\_Decoder, [981](#)
  - decode, [981](#)
  - reset, [982](#)
  - Viterbi\_Decoder, [981](#)
- Viterbi\_Decoder\_Sbas, [982](#)
  - decode\_block, [983](#)
- viterbi\_decoder.h, [1308](#)
- viterbi\_decoder\_sbas.h, [1309](#)
- WN\_LSF
  - Beidou\_Dnav\_Utc\_Model, [326](#)
  - Gps\_Utc\_Model, [696](#)
- WN\_T
  - Gps\_Utc\_Model, [696](#)
- WNa
  - Gnss\_Almanac, [607](#)
- WNot
  - Galileo\_Utc\_Model, [457](#)
- wait
  - GNSSFlowgraph, [654](#)
- week
  - GnssTime, [654](#)
- what\_block
  - Gnss\_Satellite, [623](#)
- WN
  - Galileo\_Iono, [444](#)
  - Gnss\_Ephemeris, [619](#)
- work
  - rtklib\_pvt\_gs, [909](#)
- write\_local\_code
  - Fpga\_Acquisition, [403](#)