

# Linux Kernel Crypto API

**Stephan Mueller** <smueller@chronox.de>  
**Marek Vasut** <marek@denx.de>

---

# Linux Kernel Crypto API

by Stephan Mueller and Marek Vasut

Copyright © 2014 Stephan Mueller

This documentation is free software; you can redistribute it and/or modify it under the terms of the GNU General Public License as published by the Free Software Foundation; either version 2 of the License, or (at your option) any later version.

This program is distributed in the hope that it will be useful, but WITHOUT ANY WARRANTY; without even the implied warranty of MERCHANTABILITY or FITNESS FOR A PARTICULAR PURPOSE. See the GNU General Public License for more details.

You should have received a copy of the GNU General Public License along with this program; if not, write to the Free Software Foundation, Inc., 59 Temple Place, Suite 330, Boston, MA 02111-1307 USA

For more details see the file COPYING in the source distribution of Linux.

---

---

# Table of Contents

1. Kernel Crypto API Interface Specification .....	1
Introduction .....	1
Terminology .....	1
2. Kernel Crypto API Architecture .....	3
Cipher algorithm types .....	3
Ciphers And Templates .....	3
Synchronous And Asynchronous Operation .....	3
Crypto API Cipher References And Priority .....	4
Key Sizes .....	5
Cipher Allocation Type And Masks .....	5
Internal Structure of Kernel Crypto API .....	6
Generic AEAD Cipher Structure .....	6
Generic Block Cipher Structure .....	8
Generic Keyed Message Digest Structure .....	8
3. Developing Cipher Algorithms .....	10
Registering And Unregistering Transformation .....	10
Single-Block Symmetric Ciphers [CIPHER] .....	10
Registration specifics .....	10
Cipher Definition With struct cipher_alg .....	11
Multi-Block Ciphers .....	11
Registration Specifics .....	11
Cipher Definition With struct blkcipher_alg and ablkcipher_alg .....	11
Specifics Of Asynchronous Multi-Block Cipher .....	12
Hashing [HASH] .....	12
Registering And Unregistering The Transformation .....	12
Cipher Definition With struct shash_alg and ahash_alg .....	12
Specifics Of Asynchronous HASH Transformation .....	13
4. User Space Interface .....	14
Introduction .....	14
User Space API General Remarks .....	14
In-place Cipher operation .....	15
Message Digest API .....	15
Symmetric Cipher API .....	16
AEAD Cipher API .....	16
AEAD Memory Structure .....	17
Random Number Generator API .....	18
Zero-Copy Interface .....	18
Setsockopt Interface .....	19
User space API example .....	19
5. Programming Interface .....	20
Block Cipher Context Data Structures .....	20
Block Cipher Algorithm Definitions .....	21
Symmetric Key Cipher API .....	31
Symmetric Key Cipher Request Handle .....	41
Asynchronous Block Cipher API - Deprecated .....	47
Asynchronous Cipher Request Handle - Deprecated .....	56
Authenticated Encryption With Associated Data (AEAD) Cipher API .....	62
Asynchronous AEAD Request Handle .....	72
Synchronous Block Cipher API - Deprecated .....	79
Single Block Cipher API .....	92
Message Digest Algorithm Definitions .....	99

Asynchronous Message Digest API .....	103
Asynchronous Hash Request Handle .....	116
Synchronous Message Digest API .....	121
Crypto API Random Number API .....	134
Asymmetric Cipher API .....	141
Asymmetric Cipher Request Handle .....	148
6. Code Examples .....	158
Code Example For Symmetric Key Cipher Operation .....	158
Code Example For Use of Operational State Memory With SHASH .....	160
Code Example For Random Number Generator Usage .....	161

---

# Chapter 1. Kernel Crypto API Interface Specification

## Introduction

The kernel crypto API offers a rich set of cryptographic ciphers as well as other data transformation mechanisms and methods to invoke these. This document contains a description of the API and provides example code.

To understand and properly use the kernel crypto API a brief explanation of its structure is given. Based on the architecture, the API can be separated into different components. Following the architecture specification, hints to developers of ciphers are provided. Pointers to the API function call documentation are given at the end.

The kernel crypto API refers to all algorithms as "transformations". Therefore, a cipher handle variable usually has the name "tfm". Besides cryptographic operations, the kernel crypto API also knows compression transformations and handles them the same way as ciphers.

The kernel crypto API serves the following entity types:

- consumers requesting cryptographic services
- data transformation implementations (typically ciphers) that can be called by consumers using the kernel crypto API

This specification is intended for consumers of the kernel crypto API as well as for developers implementing ciphers. This API specification, however, does not discuss all API calls available to data transformation implementations (i.e. implementations of ciphers and other transformations (such as CRC or even compression algorithms) that can register with the kernel crypto API).

Note: The terms "transformation" and cipher algorithm are used interchangeably.

## Terminology

The transformation implementation is an actual code or interface to hardware which implements a certain transformation with precisely defined behavior.

The transformation object (TFM) is an instance of a transformation implementation. There can be multiple transformation objects associated with a single transformation implementation. Each of those transformation objects is held by a crypto API consumer or another transformation. Transformation object is allocated when a crypto API consumer requests a transformation implementation. The consumer is then provided with a structure, which contains a transformation object (TFM).

The structure that contains transformation objects may also be referred to as a "cipher handle". Such a cipher handle is always subject to the following phases that are reflected in the API calls applicable to such a cipher handle:

1. Initialization of a cipher handle.
2. Execution of all intended cipher operations applicable for the handle where the cipher handle must be furnished to every API call.

### 3. Destruction of a cipher handle.

When using the initialization API calls, a cipher handle is created and returned to the consumer. Therefore, please refer to all initialization API calls that refer to the data structure type a consumer is expected to receive and subsequently to use. The initialization API calls have all the same naming conventions of `crypto_alloc_*`.

The transformation context is private data associated with the transformation object.

---

# Chapter 2. Kernel Crypto API Architecture

## Cipher algorithm types

The kernel crypto API provides different API calls for the following cipher types:

- Symmetric ciphers
- AEAD ciphers
- Message digest, including keyed message digest
- Random number generation
- User space interface

## Ciphers And Templates

The kernel crypto API provides implementations of single block ciphers and message digests. In addition, the kernel crypto API provides numerous "templates" that can be used in conjunction with the single block ciphers and message digests. Templates include all types of block chaining mode, the HMAC mechanism, etc.

Single block ciphers and message digests can either be directly used by a caller or invoked together with a template to form multi-block ciphers or keyed message digests.

A single block cipher may even be called with multiple templates. However, templates cannot be used without a single cipher.

See `/proc/crypto` and search for "name". For example:

- aes
- ecb(aes)
- cmac(aes)
- ccm(aes)
- rfc4106(gcm(aes))
- sha1
- hmac(sha1)
- authenc(hmac(sha1),cbc(aes))

In these examples, "aes" and "sha1" are the ciphers and all others are the templates.

## Synchronous And Asynchronous Operation

The kernel crypto API provides synchronous and asynchronous API operations.

When using the synchronous API operation, the caller invokes a cipher operation which is performed synchronously by the kernel crypto API. That means, the caller waits until the cipher operation completes. Therefore, the kernel crypto API calls work like regular function calls. For synchronous operation, the set of API calls is small and conceptually similar to any other crypto library.

Asynchronous operation is provided by the kernel crypto API which implies that the invocation of a cipher operation will complete almost instantly. That invocation triggers the cipher operation but it does not signal its completion. Before invoking a cipher operation, the caller must provide a callback function the kernel crypto API can invoke to signal the completion of the cipher operation. Furthermore, the caller must ensure it can handle such asynchronous events by applying appropriate locking around its data. The kernel crypto API does not perform any special serialization operation to protect the caller's data integrity.

## Crypto API Cipher References And Priority

A cipher is referenced by the caller with a string. That string has the following semantics:

```
template(single block cipher)
```

where "template" and "single block cipher" is the aforementioned template and single block cipher, respectively. If applicable, additional templates may enclose other templates, such as

```
templatel(template2(single block cipher)))
```

The kernel crypto API may provide multiple implementations of a template or a single block cipher. For example, AES on newer Intel hardware has the following implementations: AES-NI, assembler implementation, or straight C. Now, when using the string "aes" with the kernel crypto API, which cipher implementation is used? The answer to that question is the priority number assigned to each cipher implementation by the kernel crypto API. When a caller uses the string to refer to a cipher during initialization of a cipher handle, the kernel crypto API looks up all implementations providing an implementation with that name and selects the implementation with the highest priority.

Now, a caller may have the need to refer to a specific cipher implementation and thus does not want to rely on the priority-based selection. To accommodate this scenario, the kernel crypto API allows the cipher implementation to register a unique name in addition to common names. When using that unique name, a caller is therefore always sure to refer to the intended cipher implementation.

The list of available ciphers is given in `/proc/crypto`. However, that list does not specify all possible permutations of templates and ciphers. Each block listed in `/proc/crypto` may contain the following information -- if one of the components listed as follows are not applicable to a cipher, it is not displayed:

- name: the generic name of the cipher that is subject to the priority-based selection -- this name can be used by the cipher allocation API calls (all names listed above are examples for such generic names)
- driver: the unique name of the cipher -- this name can be used by the cipher allocation API calls
- module: the kernel module providing the cipher implementation (or "kernel" for statically linked ciphers)
- priority: the priority value of the cipher implementation
- refcnt: the reference count of the respective cipher (i.e. the number of current consumers of this cipher)
- selftest: specification whether the self test for the cipher passed

- type:
  - skcipher for symmetric key ciphers
  - cipher for single block ciphers that may be used with an additional template
  - shash for synchronous message digest
  - ahash for asynchronous message digest
  - aead for AEAD cipher type
  - compression for compression type transformations
  - rng for random number generator
  - givcipher for cipher with associated IV generator (see the geniv entry below for the specification of the IV generator type used by the cipher implementation)
- blocksize: blocksize of cipher in bytes
- keysize: key size in bytes
- ivsize: IV size in bytes
- seedsize: required size of seed data for random number generator
- digestsize: output size of the message digest
- geniv: IV generation type:
  - eseqiv for encrypted sequence number based IV generation
  - seqiv for sequence number based IV generation
  - chainiv for chain iv generation
  - <builtin> is a marker that the cipher implements IV generation and handling as it is specific to the given cipher

## Key Sizes

When allocating a cipher handle, the caller only specifies the cipher type. Symmetric ciphers, however, typically support multiple key sizes (e.g. AES-128 vs. AES-192 vs. AES-256). These key sizes are determined with the length of the provided key. Thus, the kernel crypto API does not provide a separate way to select the particular symmetric cipher key size.

## Cipher Allocation Type And Masks

The different cipher handle allocation functions allow the specification of a type and mask flag. Both parameters have the following meaning (and are therefore not covered in the subsequent sections).

The type flag specifies the type of the cipher algorithm. The caller usually provides a 0 when the caller wants the default handling. Otherwise, the caller may provide the following selections which match the the aforementioned cipher types:

- CRYPTO\_ALG\_TYPE\_CIPHER Single block cipher

- CRYPTO\_ALG\_TYPE\_COMPRESS Compression
- CRYPTO\_ALG\_TYPE\_AEAD Authenticated Encryption with Associated Data (MAC)
- CRYPTO\_ALG\_TYPE\_BLKIPHER Synchronous multi-block cipher
- CRYPTO\_ALG\_TYPE\_ABLKIPHER Asynchronous multi-block cipher
- CRYPTO\_ALG\_TYPE\_GIVCIPHER Asynchronous multi-block cipher packed together with an IV generator (see `geniv` field in the `/proc/crypto` listing for the known IV generators)
- CRYPTO\_ALG\_TYPE\_DIGEST Raw message digest
- CRYPTO\_ALG\_TYPE\_HASH Alias for CRYPTO\_ALG\_TYPE\_DIGEST
- CRYPTO\_ALG\_TYPE\_SHASH Synchronous multi-block hash
- CRYPTO\_ALG\_TYPE\_AHASH Asynchronous multi-block hash
- CRYPTO\_ALG\_TYPE\_RNG Random Number Generation
- CRYPTO\_ALG\_TYPE\_AKIPHER Asymmetric cipher
- CRYPTO\_ALG\_TYPE\_PCOMPRESS Enhanced version of CRYPTO\_ALG\_TYPE\_COMPRESS allowing for segmented compression / decompression instead of performing the operation on one segment only. CRYPTO\_ALG\_TYPE\_PCOMPRESS is intended to replace CRYPTO\_ALG\_TYPE\_COMPRESS once existing consumers are converted.

The mask flag restricts the type of cipher. The only allowed flag is CRYPTO\_ALG\_ASYNC to restrict the cipher lookup function to asynchronous ciphers. Usually, a caller provides a 0 for the mask flag.

When the caller provides a mask and type specification, the caller limits the search the kernel crypto API can perform for a suitable cipher implementation for the given cipher name. That means, even when a caller uses a cipher name that exists during its initialization call, the kernel crypto API may not select it due to the used type and mask field.

## Internal Structure of Kernel Crypto API

The kernel crypto API has an internal structure where a cipher implementation may use many layers and indirections. This section shall help to clarify how the kernel crypto API uses various components to implement the complete cipher.

The following subsections explain the internal structure based on existing cipher implementations. The first section addresses the most complex scenario where all other scenarios form a logical subset.

### Generic AEAD Cipher Structure

The following ASCII art decomposes the kernel crypto API layers when using the AEAD cipher with the automated IV generation. The shown example is used by the IPSEC layer.

For other use cases of AEAD ciphers, the ASCII art applies as well, but the caller may not use the AEAD cipher with a separate IV generator. In this case, the caller must generate the IV.

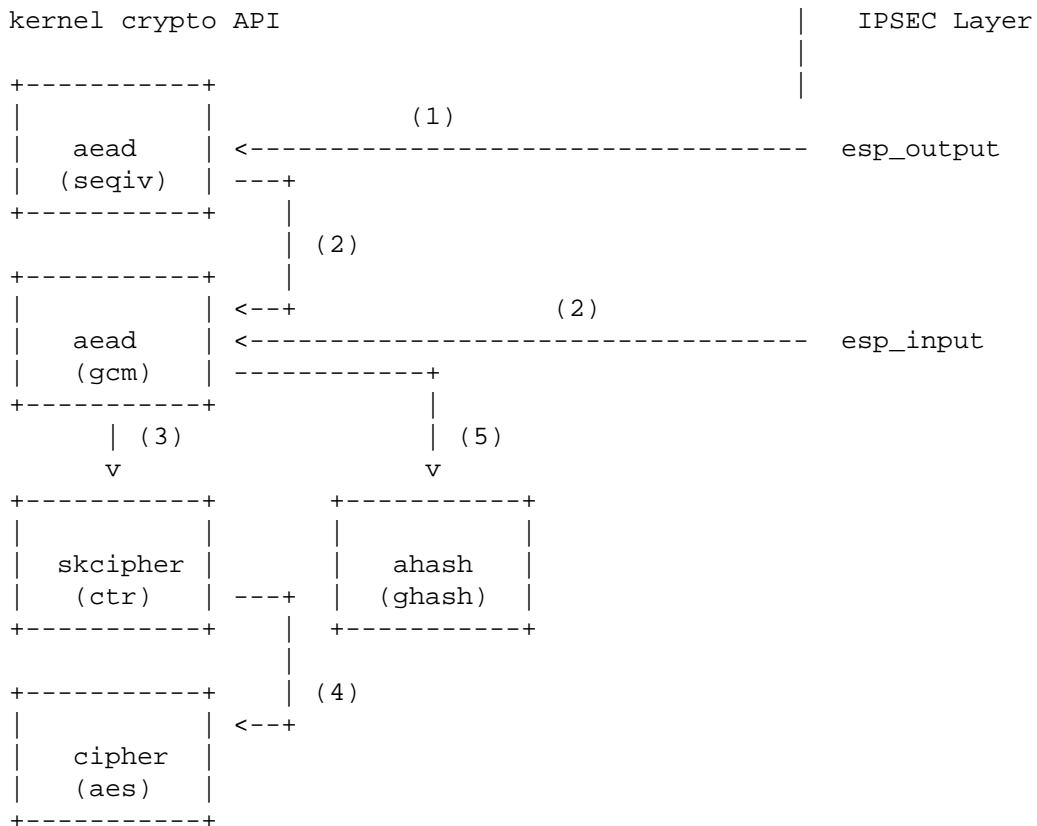
The depicted example decomposes the AEAD cipher of GCM(AES) based on the generic C implementations (`gcm.c`, `aes-generic.c`, `ctr.c`, `ghash-generic.c`, `seqiv.c`). The generic implementation serves as an example showing the complete logic of the kernel crypto API.

It is possible that some streamlined cipher implementations (like AES-NI) provide implementations merging aspects which in the view of the kernel crypto API cannot be decomposed into layers any more. In case of the AES-NI implementation, the CTR mode, the GHASH implementation and the AES cipher are all merged into one cipher implementation registered with the kernel crypto API. In this case, the concept described by the following ASCII art applies too. However, the decomposition of GCM into the individual sub-components by the kernel crypto API is not done any more.

Each block in the following ASCII art is an independent cipher instance obtained from the kernel crypto API. Each block is accessed by the caller or by other blocks using the API functions defined by the kernel crypto API for the cipher implementation type.

The blocks below indicate the cipher type as well as the specific logic implemented in the cipher.

The ASCII art picture also indicates the call structure, i.e. who calls which component. The arrows point to the invoked block where the caller uses the API applicable to the cipher type specified for the block.



The following call sequence is applicable when the IPSEC layer triggers an encryption operation with the esp\_output function. During configuration, the administrator set up the use of rfc4106(gcm(aes)) as the cipher for ESP. The following call sequence is now depicted in the ASCII art above:

1. esp\_output() invokes crypto\_aead\_encrypt() to trigger an encryption operation of the AEAD cipher with IV generator.

In case of GCM, the SEQIV implementation is registered as GIVCIPHER in crypto\_rfc4106\_alloc().

The SEQIV performs its operation to generate an IV where the core function is `seqiv_geniv()`.

2. Now, SEQIV uses the AEAD API function calls to invoke the associated AEAD cipher. In our case, during the instantiation of SEQIV, the cipher handle for GCM is provided to SEQIV. This means that SEQIV invokes AEAD cipher operations with the GCM cipher handle.

During instantiation of the GCM handle, the CTR(AES) and GHASH ciphers are instantiated. The cipher handles for CTR(AES) and GHASH are retained for later use.

The GCM implementation is responsible to invoke the CTR mode AES and the GHASH cipher in the right manner to implement the GCM specification.

3. The GCM AEAD cipher type implementation now invokes the SKCIPHER API with the instantiated CTR(AES) cipher handle.

During instantiation of the CTR(AES) cipher, the CIPHER type implementation of AES is instantiated. The cipher handle for AES is retained.

That means that the SKCIPHER implementation of CTR(AES) only implements the CTR block chaining mode. After performing the block chaining operation, the CIPHER implementation of AES is invoked.

4. The SKCIPHER of CTR(AES) now invokes the CIPHER API with the AES cipher handle to encrypt one block.
5. The GCM AEAD implementation also invokes the GHASH cipher implementation via the AHASH API.

When the IPSEC layer triggers the `esp_input()` function, the same call sequence is followed with the only difference that the operation starts with step (2).

## Generic Block Cipher Structure

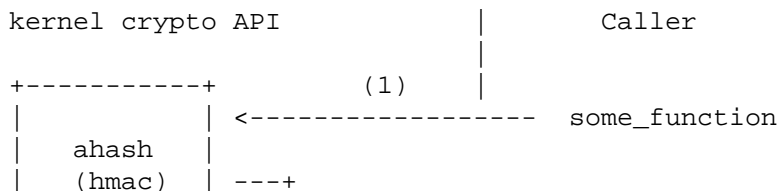
Generic block ciphers follow the same concept as depicted with the ASCII art picture above.

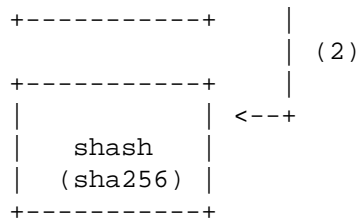
For example, CBC(AES) is implemented with `cbc.c`, and `aes-generic.c`. The ASCII art picture above applies as well with the difference that only step (4) is used and the SKCIPHER block chaining mode is CBC.

## Generic Keyed Message Digest Structure

Keyed message digest implementations again follow the same concept as depicted in the ASCII art picture above.

For example, HMAC(SHA256) is implemented with `hmac.c` and `sha256_generic.c`. The following ASCII art illustrates the implementation:





The following call sequence is applicable when a caller triggers an HMAC operation:

1. The AHASH API functions are invoked by the caller. The HMAC implementation performs its operation as needed.

During initialization of the HMAC cipher, the SHASH cipher type of SHA256 is instantiated. The cipher handle for the SHA256 instance is retained.

At one time, the HMAC implementation requires a SHA256 operation where the SHA256 cipher handle is used.

2. The HMAC instance now invokes the SHASH API with the SHA256 cipher handle to calculate the message digest.

---

# Chapter 3. Developing Cipher Algorithms

## Registering And Unregistering Transformation

There are three distinct types of registration functions in the Crypto API. One is used to register a generic cryptographic transformation, while the other two are specific to HASH transformations and COMPRESSION. We will discuss the latter two in a separate chapter, here we will only look at the generic ones.

Before discussing the register functions, the data structure to be filled with each, struct crypto\_alg, must be considered -- see below for a description of this data structure.

The generic registration functions can be found in include/linux/crypto.h and their definition can be seen below. The former function registers a single transformation, while the latter works on an array of transformation descriptions. The latter is useful when registering transformations in bulk.

```
int crypto_register_alg(struct crypto_alg *alg);
int crypto_register_algs(struct crypto_alg *algs, int count);
```

The counterparts to those functions are listed below.

```
int crypto_unregister_alg(struct crypto_alg *alg);
int crypto_unregister_algs(struct crypto_alg *algs, int count);
```

Notice that both registration and unregistration functions do return a value, so make sure to handle errors. A return code of zero implies success. Any return code < 0 implies an error.

The bulk registration / unregistration functions require that struct crypto\_alg is an array of count size. These functions simply loop over that array and register / unregister each individual algorithm. If an error occurs, the loop is terminated at the offending algorithm definition. That means, the algorithms prior to the offending algorithm are successfully registered. Note, the caller has no way of knowing which cipher implementations have successfully registered. If this is important to know, the caller should loop through the different implementations using the single instance \*\_alg functions for each individual implementation.

## Single-Block Symmetric Ciphers [CIPHER]

Example of transformations: aes, arc4, ...

This section describes the simplest of all transformation implementations, that being the CIPHER type used for symmetric ciphers. The CIPHER type is used for transformations which operate on exactly one block at a time and there are no dependencies between blocks at all.

### Registration specifics

The registration of [CIPHER] algorithm is specific in that struct crypto\_alg field .cra\_type is empty. The .cra\_u.cipher has to be filled in with proper callbacks to implement this transformation.

See struct `cipher_alg` below.

## Cipher Definition With struct `cipher_alg`

Struct `cipher_alg` defines a single block cipher.

Here are schematics of how these functions are called when operated from other part of the kernel. Note that the `.cia_setkey()` call might happen before or after any of these schematics happen, but must not happen during any of these are in-flight.

```

KEY ---.      PLAINTEXT ---.
    v              v
    .cia_setkey() -> .cia_encrypt()
                      |
                      '-----> CIPHERTEXT

```

Please note that a pattern where `.cia_setkey()` is called multiple times is also valid:

```

KEY1 --.      PLAINTEXT1 --.      KEY2 --.      PLAINTEXT2 --.
    v              v              v              v
    .cia_setkey() -> .cia_encrypt() -> .cia_setkey() -> .cia_encrypt()
                      |                               |
                      '----> CIPHERTEXT1             '----> CIPHERTEXT2

```

## Multi-Block Ciphers

Example of transformations: `cbc(aes)`, `ecb(arc4)`, ...

This section describes the multi-block cipher transformation implementations. The multi-block ciphers are used for transformations which operate on scatterlists of data supplied to the transformation functions. They output the result into a scatterlist of data as well.

## Registration Specifics

The registration of multi-block cipher algorithms is one of the most standard procedures throughout the crypto API.

Note, if a cipher implementation requires a proper alignment of data, the caller should use the functions of `crypto_skcipher_alignmask()` to identify a memory alignment mask. The kernel crypto API is able to process requests that are unaligned. This implies, however, additional overhead as the kernel crypto API needs to perform the realignment of the data which may imply moving of data.

## Cipher Definition With struct `blkcipher_alg` and `ablkcipher_alg`

Struct `blkcipher_alg` defines a synchronous block cipher whereas struct `ablkcipher_alg` defines an asynchronous block cipher.

Please refer to the single block cipher description for schematics of the block cipher usage.

## Specifics Of Asynchronous Multi-Block Cipher

There are a couple of specifics to the asynchronous interface.

First of all, some of the drivers will want to use the Generic ScatterWalk in case the hardware needs to be fed separate chunks of the scatterlist which contains the plaintext and will contain the ciphertext. Please refer to the ScatterWalk interface offered by the Linux kernel scatter / gather list implementation.

## Hashing [HASH]

Example of transformations: crc32, md5, sha1, sha256,...

## Registering And Unregistering The Transformation

There are multiple ways to register a HASH transformation, depending on whether the transformation is synchronous [SHASH] or asynchronous [AHASH] and the amount of HASH transformations we are registering. You can find the prototypes defined in include/crypto/internal/hash.h:

```
int crypto_register_ahash(struct ahash_alg *alg);

int crypto_register_shash(struct shash_alg *alg);
int crypto_register_shashes(struct shash_alg *algs, int count);
```

The respective counterparts for unregistering the HASH transformation are as follows:

```
int crypto_unregister_ahash(struct ahash_alg *alg);

int crypto_unregister_shash(struct shash_alg *alg);
int crypto_unregister_shashes(struct shash_alg *algs, int count);
```

## Cipher Definition With struct shash\_alg and ahash\_alg

Here are schematics of how these functions are called when operated from other part of the kernel. Note that the .setkey() call might happen before or after any of these schematics happen, but must not happen during any of these are in-flight. Please note that calling .init() followed immediately by .finish() is also a perfectly valid transformation.

```
I)  DATA -----
      v
      .init() -> .update() -> .final()      ! .update() might not be called
      ^         |         |                at all in this scenario.
      '-----'         '----> HASH

II) DATA -----
      v               v
      .init() -> .update() -> .finup()      ! .update() may not be called
```

```

      ^   |           |           at all in this scenario.
      '---'         '---> HASH

III) DATA -----
      v
      .digest()           ! The entire process is handled
      |                   by the .digest() call.
      '-----> HASH

```

Here is a schematic of how the .export()/import() functions are called when used from another part of the kernel.

```

KEY--.           DATA--.
  v             v
.setkey() -> .init() -> .update() -> .export() ! .update() may not be called
      ^   |           |           at all in this scenario.
      '---'         '---> PARTIAL_HASH

----- other transformations happen here -----

PARTIAL_HASH--.  DATA1--.
      v             v
      .import -> .update() -> .final() ! .update() may not be called
      ^   |           |           at all in this scenario.
      '---'         '---> HASH1

PARTIAL_HASH--.  DATA2--.
      v             v
      .import -> .finup()
      |
      '-----> HASH2

```

## Specifics Of Asynchronous HASH Transformation

Some of the drivers will want to use the Generic ScatterWalk in case the implementation needs to be fed separate chunks of the scatterlist which contains the input data. The buffer containing the resulting hash will always be properly aligned to .cra\_alignmask so there is no need to worry about this.

---

# Chapter 4. User Space Interface

## Introduction

The concepts of the kernel crypto API visible to kernel space is fully applicable to the user space interface as well. Therefore, the kernel crypto API high level discussion for the in-kernel use cases applies here as well.

The major difference, however, is that user space can only act as a consumer and never as a provider of a transformation or cipher algorithm.

The following covers the user space interface exported by the kernel crypto API. A working example of this description is libkcapi that can be obtained from [1]. That library can be used by user space applications that require cryptographic services from the kernel.

Some details of the in-kernel kernel crypto API aspects do not apply to user space, however. This includes the difference between synchronous and asynchronous invocations. The user space API call is fully synchronous.

[1] <http://www.chronox.de/libkcapi.html>

## User Space API General Remarks

The kernel crypto API is accessible from user space. Currently, the following ciphers are accessible:

- Message digest including keyed message digest (HMAC, CMAC)
- Symmetric ciphers
- AEAD ciphers
- Random Number Generators

The interface is provided via socket type using the type AF\_ALG. In addition, the setsockopt option type is SOL\_ALG. In case the user space header files do not export these flags yet, use the following macros:

```
#ifndef AF_ALG
#define AF_ALG 38
#endif
#ifndef SOL_ALG
#define SOL_ALG 279
#endif
```

A cipher is accessed with the same name as done for the in-kernel API calls. This includes the generic vs. unique naming schema for ciphers as well as the enforcement of priorities for generic names.

To interact with the kernel crypto API, a socket must be created by the user space application. User space invokes the cipher operation with the send()/write() system call family. The result of the cipher operation is obtained with the read()/recv() system call family.

The following API calls assume that the socket descriptor is already opened by the user space application and discusses only the kernel crypto API specific invocations.

To initialize the socket interface, the following sequence has to be performed by the consumer:

1. Create a socket of type AF\_ALG with the struct sockaddr\_alg parameter specified below for the different cipher types.
2. Invoke bind with the socket descriptor
3. Invoke accept with the socket descriptor. The accept system call returns a new file descriptor that is to be used to interact with the particular cipher instance. When invoking send/write or recv/read system calls to send data to the kernel or obtain data from the kernel, the file descriptor returned by accept must be used.

## In-place Cipher operation

Just like the in-kernel operation of the kernel crypto API, the user space interface allows the cipher operation in-place. That means that the input buffer used for the send/write system call and the output buffer used by the read/recv system call may be one and the same. This is of particular interest for symmetric cipher operations where a copying of the output data to its final destination can be avoided.

If a consumer on the other hand wants to maintain the plaintext and the ciphertext in different memory locations, all a consumer needs to do is to provide different memory pointers for the encryption and decryption operation.

## Message Digest API

The message digest type to be used for the cipher operation is selected when invoking the bind syscall. bind requires the caller to provide a filled struct sockaddr data structure. This data structure must be filled as follows:

```
struct sockaddr_alg sa = {
    .salg_family = AF_ALG,
    .salg_type = "hash", /* this selects the hash logic in the kernel */
    .salg_name = "sha1" /* this is the cipher name */
};
```

The salg\_type value "hash" applies to message digests and keyed message digests. Though, a keyed message digest is referenced by the appropriate salg\_name. Please see below for the setsockopt interface that explains how the key can be set for a keyed message digest.

Using the send() system call, the application provides the data that should be processed with the message digest. The send system call allows the following flags to be specified:

- MSG\_MORE: If this flag is set, the send system call acts like a message digest update function where the final hash is not yet calculated. If the flag is not set, the send system call calculates the final message digest immediately.

With the recv() system call, the application can read the message digest from the kernel crypto API. If the buffer is too small for the message digest, the flag MSG\_TRUNC is set by the kernel.

In order to set a message digest key, the calling application must use the setsockopt() option of ALG\_SET\_KEY. If the key is not set the HMAC operation is performed without the initial HMAC state change caused by the key.

# Symmetric Cipher API

The operation is very similar to the message digest discussion. During initialization, the struct sockaddr data structure must be filled as follows:

```
struct sockaddr_alg sa = {
    .salg_family = AF_ALG,
    .salg_type = "skcipher", /* this selects the symmetric cipher */
    .salg_name = "cbc(aes)" /* this is the cipher name */
};
```

Before data can be sent to the kernel using the write/send system call family, the consumer must set the key. The key setting is described with the setsockopt invocation below.

Using the sendmsg() system call, the application provides the data that should be processed for encryption or decryption. In addition, the IV is specified with the data structure provided by the sendmsg() system call.

The sendmsg system call parameter of struct msghdr is embedded into the struct cmsghdr data structure. See recv(2) and cmsg(3) for more information on how the cmsghdr data structure is used together with the send/recv system call family. That cmsghdr data structure holds the following information specified with a separate header instances:

- specification of the cipher operation type with one of these flags:
  - ALG\_OP\_ENCRYPT - encryption of data
  - ALG\_OP\_DECRYPT - decryption of data
- specification of the IV information marked with the flag ALG\_SET\_IV

The send system call family allows the following flag to be specified:

- MSG\_MORE: If this flag is set, the send system call acts like a cipher update function where more input data is expected with a subsequent invocation of the send system call.

Note: The kernel reports -EINVAL for any unexpected data. The caller must make sure that all data matches the constraints given in /proc/crypto for the selected cipher.

With the recv() system call, the application can read the result of the cipher operation from the kernel crypto API. The output buffer must be at least as large as to hold all blocks of the encrypted or decrypted data. If the output data size is smaller, only as many blocks are returned that fit into that output buffer size.

# AEAD Cipher API

The operation is very similar to the symmetric cipher discussion. During initialization, the struct sockaddr data structure must be filled as follows:

```
struct sockaddr_alg sa = {
    .salg_family = AF_ALG,
    .salg_type = "aead", /* this selects the symmetric cipher */
    .salg_name = "gcm(aes)" /* this is the cipher name */
};
```

Before data can be sent to the kernel using the write/send system call family, the consumer must set the key. The key setting is described with the setsockopt invocation below.

In addition, before data can be sent to the kernel using the write/send system call family, the consumer must set the authentication tag size. To set the authentication tag size, the caller must use the setsockopt invocation described below.

Using the sendmsg() system call, the application provides the data that should be processed for encryption or decryption. In addition, the IV is specified with the data structure provided by the sendmsg() system call.

The sendmsg system call parameter of struct msghdr is embedded into the struct cmsghdr data structure. See recv(2) and cmsg(3) for more information on how the cmsghdr data structure is used together with the send/recv system call family. That cmsghdr data structure holds the following information specified with a separate header instances:

- specification of the cipher operation type with one of these flags:
  - ALG\_OP\_ENCRYPT - encryption of data
  - ALG\_OP\_DECRYPT - decryption of data
- specification of the IV information marked with the flag ALG\_SET\_IV
- specification of the associated authentication data (AAD) with the flag ALG\_SET\_AEAD\_ASSOCLEN. The AAD is sent to the kernel together with the plaintext / ciphertext. See below for the memory structure.

The send system call family allows the following flag to be specified:

- MSG\_MORE: If this flag is set, the send system call acts like a cipher update function where more input data is expected with a subsequent invocation of the send system call.

Note: The kernel reports -EINVAL for any unexpected data. The caller must make sure that all data matches the constraints given in /proc/crypto for the selected cipher.

With the recv() system call, the application can read the result of the cipher operation from the kernel crypto API. The output buffer must be at least as large as defined with the memory structure below. If the output data size is smaller, the cipher operation is not performed.

The authenticated decryption operation may indicate an integrity error. Such breach in integrity is marked with the -EBADMSG error code.

## AEAD Memory Structure

The AEAD cipher operates with the following information that is communicated between user and kernel space as one data stream:

- plaintext or ciphertext
- associated authentication data (AAD)
- authentication tag

The sizes of the AAD and the authentication tag are provided with the sendmsg and setsockopt calls (see there). As the kernel knows the size of the entire data stream, the kernel is now able to calculate the right offsets of the data components in the data stream.

The user space caller must arrange the aforementioned information in the following order:

- AEAD encryption input: AAD || plaintext
- AEAD decryption input: AAD || ciphertext || authentication tag

The output buffer the user space caller provides must be at least as large to hold the following data:

- AEAD encryption output: ciphertext || authentication tag
- AEAD decryption output: plaintext

## Random Number Generator API

Again, the operation is very similar to the other APIs. During initialization, the struct `sockaddr_data` structure must be filled as follows:

```
struct sockaddr_alg sa = {
    .salg_family = AF_ALG,
    .salg_type = "rng", /* this selects the symmetric cipher */
    .salg_name = "drbg_nopr_sha256" /* this is the cipher name */
};
```

Depending on the RNG type, the RNG must be seeded. The seed is provided using the `setsockopt` interface to set the key. For example, the `ansi_cprng` requires a seed. The DRBGs do not require a seed, but may be seeded.

Using the `read()/recvmsg()` system calls, random numbers can be obtained. The kernel generates at most 128 bytes in one call. If user space requires more data, multiple calls to `read()/recvmsg()` must be made.

**WARNING:** The user space caller may invoke the initially mentioned accept system call multiple times. In this case, the returned file descriptors have the same state.

## Zero-Copy Interface

In addition to the `send/write/read/recv` system call family, the `AF_ALG` interface can be accessed with the zero-copy interface of `splice/vmsplice`. As the name indicates, the kernel tries to avoid a copy operation into kernel space.

The zero-copy operation requires data to be aligned at the page boundary. Non-aligned data can be used as well, but may require more operations of the kernel which would defeat the speed gains obtained from the zero-copy interface.

The system-interent limit for the size of one zero-copy operation is 16 pages. If more data is to be sent to `AF_ALG`, user space must slice the input into segments with a maximum size of 16 pages.

Zero-copy can be used with the following code example (a complete working example is provided with `libkcap`):

```
int pipes[2];

pipe(pipes);
```

```
/* input data in iov */
vmsplice(pipes[1], iov, iovlen, SPLICE_F_GIFT);
/* opfd is the file descriptor returned from accept() system call */
splice(pipes[0], NULL, opfd, NULL, ret, 0);
read(opfd, out, outlen);
```

## Setsockopt Interface

In addition to the read/recv and send/write system call handling to send and retrieve data subject to the cipher operation, a consumer also needs to set the additional information for the cipher operation. This additional information is set using the `setsockopt` system call that must be invoked with the file descriptor of the open cipher (i.e. the file descriptor returned by the `accept` system call).

Each `setsockopt` invocation must use the level `SOL_ALG`.

The `setsockopt` interface allows setting the following data using the mentioned optname:

- `ALG_SET_KEY` -- Setting the key. Key setting is applicable to:
  - the skcipher cipher type (symmetric ciphers)
  - the hash cipher type (keyed message digests)
  - the AEAD cipher type
  - the RNG cipher type to provide the seed
- `ALG_SET_AEAD_AUTHSIZE` -- Setting the authentication tag size for AEAD ciphers. For an encryption operation, the authentication tag of the given size will be generated. For a decryption operation, the provided ciphertext is assumed to contain an authentication tag of the given size (see section about AEAD memory layout below).

## User space API example

Please see [1] for `libkcapi` which provides an easy-to-use wrapper around the aforementioned Netlink kernel interface. [1] also contains a test application that invokes all `libkcapi` API calls.

[1] <http://www.chronox.de/libkcapi.html>

---

# Chapter 5. Programming Interface

Please note that the kernel crypto API contains the AEAD givcrypt API (`crypto_aead_giv*` and `aead_givcrypt_*` function calls in `include/crypto/aead.h`). This API is obsolete and will be removed in the future. To obtain the functionality of an AEAD cipher with internal IV generation, use the IV generator as a regular cipher. For example, `rfc4106(gcm(aes))` is the AEAD cipher with external IV generation and `seqniv(rfc4106(gcm(aes)))` implies that the kernel crypto API generates the IV. Different IV generators are available.

## Block Cipher Context Data Structures

These data structures define the operating context for each block cipher type.

## Name

struct aead\_request — AEAD request

## Synopsis

```
struct aead_request {
    struct crypto_async_request base;
    unsigned int assoclen;
    unsigned int cryptlen;
    u8 * iv;
    struct scatterlist * src;
    struct scatterlist * dst;
    void * __ctx[];
};
```

## Members

base	Common attributes for async crypto requests
assoclen	Length in bytes of associated data for authentication
cryptlen	Length of data to be encrypted or decrypted
iv	Initialisation vector
src	Source data
dst	Destination data
__ctx[]	Start of private context data

## Block Cipher Algorithm Definitions

These data structures define modular crypto algorithm implementations, managed via `crypto_register_alg` and `crypto_unregister_alg`.

## Name

struct crypto\_alg — definition of a cryptographic cipher algorithm

## Synopsis

```
struct crypto_alg {
    struct list_head cra_list;
    struct list_head cra_users;
    u32 cra_flags;
    unsigned int cra_blocksize;
    unsigned int cra_ctxsize;
    unsigned int cra_alignmask;
    int cra_priority;
    atomic_t cra_refcnt;
    char cra_name[CRYPTO_MAX_ALG_NAME];
    char cra_driver_name[CRYPTO_MAX_ALG_NAME];
    const struct crypto_type * cra_type;
    union cra_u;
    int (* cra_init) (struct crypto_tfm *tfm);
    void (* cra_exit) (struct crypto_tfm *tfm);
    void (* cra_destroy) (struct crypto_alg *alg);
    struct module * cra_module;
};
```

## Members

cra_list	internally used
cra_users	internally used
cra_flags	Flags describing this transformation. See include/linux/crypto.h CRYPTO_ALG_* flags for the flags which go in here. Those are used for fine-tuning the description of the transformation algorithm.
cra_blocksize	Minimum block size of this transformation. The size in bytes of the smallest possible unit which can be transformed with this algorithm. The users must respect this value. In case of HASH transformation, it is possible for a smaller block than <i>cra_blocksize</i> to be passed to the crypto API for transformation, in case of any other transformation type, an error will be returned upon any attempt to transform smaller than <i>cra_blocksize</i> chunks.
cra_ctxsize	Size of the operational context of the transformation. This value informs the kernel crypto API about the memory size needed to be allocated for the transformation context.
cra_alignmask	Alignment mask for the input and output data buffer. The data buffer containing the input data for the algorithm must be aligned to this alignment mask. The data buffer for the output data must be aligned to this alignment mask. Note that the Crypto API will do the re-alignment in software, but only under special conditions and there is a performance hit. The re-alignment happens at these occasions for different

<code>cra_priority</code>	Priority of this transformation implementation. In case multiple transformations with same <i>cra_name</i> are available to the Crypto API, the kernel will use the one with highest <i>cra_priority</i> .
<code>cra_refcnt</code>	internally used
<code>cra_name[CRYPTO_MAX_ALG_NAME]</code>	Generic name (usable by multiple implementations) of the transformation algorithm. This is the name of the transformation itself. This field is used by the kernel when looking up the providers of particular transformation.
<code>cra_driver_name[CRYPTO_MAX_ALG_NAME]</code>	Unique name of the transformation provider. This is the name of the provider of the transformation. This can be any arbitrary value, but in the usual case, this contains the name of the chip or provider and the name of the transformation algorithm.
<code>cra_type</code>	Type of the cryptographic transformation. This is a pointer to struct <code>crypto_type</code> , which implements callbacks common for all transformation types. There are multiple options: <code>crypto_blkcipher_type</code> , <code>crypto_ablkcipher_type</code> , <code>crypto_ahash_type</code> , <code>crypto_rng_type</code> . This field might be empty. In that case, there are no common callbacks. This is the case for: cipher, compress, shash.
<code>cra_u</code>	Callbacks implementing the transformation. This is a union of multiple structures. Depending on the type of transformation selected by <i>cra_type</i> and <i>cra_flags</i> above, the associated structure must be filled with callbacks. This field might be empty. This is the case for ahash, shash.
<code>cra_init</code>	Initialize the cryptographic transformation object. This function is used to initialize the cryptographic transformation object. This function is called only once at the instantiation time, right after the transformation context was allocated. In case the cryptographic hardware has some special requirements which need to be handled by software, this function shall check for the precise requirement of the transformation and put any software fallbacks in place.
<code>cra_exit</code>	Deinitialize the cryptographic transformation object. This is a counterpart to <i>cra_init</i> , used to remove various changes set in <i>cra_init</i> .
<code>cra_destroy</code>	internally used
<code>cra_module</code>	Owner of this transformation implementation. Set to <code>THIS_MODULE</code>

## Description

The struct `crypto_alg` describes a generic Crypto API algorithm and is common for all of the transformations. Any variable not documented here shall not be used by a cipher implementation as it is internal to the Crypto API.

## Name

struct ablkcipher\_alg — asynchronous block cipher definition

## Synopsis

```
struct ablkcipher_alg {
    int (* setkey) (struct crypto_ablkcipher *tfm, const u8 *key, unsigned int keylen);
    int (* encrypt) (struct ablkcipher_request *req);
    int (* decrypt) (struct ablkcipher_request *req);
    int (* givencrypt) (struct skcipher_givcrypt_request *req);
    int (* givdecrypt) (struct skcipher_givcrypt_request *req);
    const char * geniv;
    unsigned int min_keysize;
    unsigned int max_keysize;
    unsigned int ivsize;
};
```

## Members

setkey	Set key for the transformation. This function is used to either program a supplied key into the hardware or store the key in the transformation context for programming it later. Note that this function does modify the transformation context. This function can be called multiple times during the existence of the transformation object, so one must make sure the key is properly reprogrammed into the hardware. This function is also responsible for checking the key length for validity. In case a software fallback was put in place in the <i>cra_init</i> call, this function might need to use the fallback if the algorithm doesn't support all of the key sizes.
encrypt	Encrypt a scatterlist of blocks. This function is used to encrypt the supplied scatterlist containing the blocks of data. The crypto API consumer is responsible for aligning the entries of the scatterlist properly and making sure the chunks are correctly sized. In case a software fallback was put in place in the <i>cra_init</i> call, this function might need to use the fallback if the algorithm doesn't support all of the key sizes. In case the key was stored in transformation context, the key might need to be re-programmed into the hardware in this function. This function shall not modify the transformation context, as this function may be called in parallel with the same transformation object.
decrypt	Decrypt a single block. This is a reverse counterpart to <i>encrypt</i> and the conditions are exactly the same.
givencrypt	Update the IV for encryption. With this function, a cipher implementation may provide the function on how to update the IV for encryption.
givdecrypt	Update the IV for decryption. This is the reverse of <i>givencrypt</i> .
geniv	The transformation implementation may use an “IV generator” provided by the kernel crypto API. Several use cases have a predefined approach how IVs are to be updated. For such use cases, the kernel crypto API provides ready-to-use implementations that can be referenced with this variable.
min_keysize	Minimum key size supported by the transformation. This is the smallest key length supported by this transformation algorithm. This must be set to one of the pre-defined values as this is not hardware specific. Possible values for this field can be found via <code>git grep “_MIN_KEY_SIZE” include/crypto/</code>

max_keysize	Maximum key size supported by the transformation. This is the largest key length supported by this transformation algorithm. This must be set to one of the pre-defined values as this is not hardware specific. Possible values for this field can be found via <code>git grep "_MAX_KEY_SIZE" include/crypto/</code>
ivsize	IV size applicable for transformation. The consumer must provide an IV of exactly that size to perform the encrypt or decrypt operation.

## Description

All fields except *givencrypt*, *givdecrypt*, *geniv* and *ivsize* are mandatory and must be filled.

## Name

struct aead\_alg — AEAD cipher definition

## Synopsis

```
struct aead_alg {
    int (* setkey) (struct crypto_aead *tfm, const u8 *key, unsigned int keylen);
    int (* setauthsize) (struct crypto_aead *tfm, unsigned int authsize);
    int (* encrypt) (struct aead_request *req);
    int (* decrypt) (struct aead_request *req);
    int (* init) (struct crypto_aead *tfm);
    void (* exit) (struct crypto_aead *tfm);
    const char * geniv;
    unsigned int ivsize;
    unsigned int maxauthsize;
    struct crypto_alg base;
};
```

## Members

setkey	see struct ablkcipher_alg
setauthsize	Set authentication size for the AEAD transformation. This function is used to specify the consumer requested size of the authentication tag to be either generated by the transformation during encryption or the size of the authentication tag to be supplied during the decryption operation. This function is also responsible for checking the authentication tag size for validity.
encrypt	see struct ablkcipher_alg
decrypt	see struct ablkcipher_alg
init	Initialize the cryptographic transformation object. This function is used to initialize the cryptographic transformation object. This function is called only once at the instantiation time, right after the transformation context was allocated. In case the cryptographic hardware has some special requirements which need to be handled by software, this function shall check for the precise requirement of the transformation and put any software fallbacks in place.
exit	Deinitialize the cryptographic transformation object. This is a counterpart to <i>init</i> , used to remove various changes set in <i>init</i> .
geniv	see struct ablkcipher_alg
ivsize	see struct ablkcipher_alg
maxauthsize	Set the maximum authentication tag size supported by the transformation. A transformation may support smaller tag sizes. As the authentication tag is a message digest to ensure the integrity of the encrypted data, a consumer typically wants the largest authentication tag possible as defined by this variable.
base	Definition of a generic crypto cipher algorithm.

## Description

All fields except *ivsize* is mandatory and must be filled.

## Name

struct blkcipher\_alg — synchronous block cipher definition

## Synopsis

```
struct blkcipher_alg {
    int (* setkey) (struct crypto_tfm *tfm, const u8 *key, unsigned int keylen);
    int (* encrypt) (struct blkcipher_desc *desc, struct scatterlist *dst, struct sca
    int (* decrypt) (struct blkcipher_desc *desc, struct scatterlist *dst, struct sca
    const char * geniv;
    unsigned int min_keysize;
    unsigned int max_keysize;
    unsigned int ivsize;
};
```

## Members

setkey	see struct ablkcipher_alg
encrypt	see struct ablkcipher_alg
decrypt	see struct ablkcipher_alg
geniv	see struct ablkcipher_alg
min_keysize	see struct ablkcipher_alg
max_keysize	see struct ablkcipher_alg
ivsize	see struct ablkcipher_alg

## Description

All fields except *geniv* and *ivsize* are mandatory and must be filled.

## Name

struct cipher\_alg — single-block symmetric ciphers definition

## Synopsis

```
struct cipher_alg {
    unsigned int cia_min_keysize;
    unsigned int cia_max_keysize;
    int (* cia_setkey) (struct crypto_tfm *tfm, const u8 *key, unsigned int keylen);
    void (* cia_encrypt) (struct crypto_tfm *tfm, u8 *dst, const u8 *src);
    void (* cia_decrypt) (struct crypto_tfm *tfm, u8 *dst, const u8 *src);
};
```

## Members

<code>cia_min_keysize</code>	Minimum key size supported by the transformation. This is the smallest key length supported by this transformation algorithm. This must be set to one of the pre-defined values as this is not hardware specific. Possible values for this field can be found via git grep “_MIN_KEY_SIZE” include/crypto/
<code>cia_max_keysize</code>	Maximum key size supported by the transformation. This is the largest key length supported by this transformation algorithm. This must be set to one of the pre-defined values as this is not hardware specific. Possible values for this field can be found via git grep “_MAX_KEY_SIZE” include/crypto/
<code>cia_setkey</code>	Set key for the transformation. This function is used to either program a supplied key into the hardware or store the key in the transformation context for programming it later. Note that this function does modify the transformation context. This function can be called multiple times during the existence of the transformation object, so one must make sure the key is properly reprogrammed into the hardware. This function is also responsible for checking the key length for validity.
<code>cia_encrypt</code>	Encrypt a single block. This function is used to encrypt a single block of data, which must be <i>cra_blocksize</i> big. This always operates on a full <i>cra_blocksize</i> and it is not possible to encrypt a block of smaller size. The supplied buffers must therefore also be at least of <i>cra_blocksize</i> size. Both the input and output buffers are always aligned to <i>cra_alignmask</i> . In case either of the input or output buffer supplied by user of the crypto API is not aligned to <i>cra_alignmask</i> , the crypto API will re-align the buffers. The re-alignment means that a new buffer will be allocated, the data will be copied into the new buffer, then the processing will happen on the new buffer, then the data will be copied back into the original buffer and finally the new buffer will be freed. In case a software fallback was put in place in the <i>cra_init</i> call, this function might need to use the fallback if the algorithm doesn't support all of the key sizes. In case the key was stored in transformation context, the key might need to be re-programmed into the hardware in this function. This function shall not modify the transformation context, as this function may be called in parallel with the same transformation object.
<code>cia_decrypt</code>	Decrypt a single block. This is a reverse counterpart to <i>cia_encrypt</i> , and the conditions are exactly the same.

## Description

All fields are mandatory and must be filled.

## Name

struct rng\_alg — random number generator definition

## Synopsis

```
struct rng_alg {
    int (* generate) (struct crypto_rng *tfm, const u8 *src, unsigned int slen, u8 *dst);
    int (* seed) (struct crypto_rng *tfm, const u8 *seed, unsigned int slen);
    void (* set_ent) (struct crypto_rng *tfm, const u8 *data, unsigned int len);
    unsigned int seedsize;
    struct crypto_alg base;
};
```

## Members

generate	The function defined by this variable obtains a random number. The random number generator transform must generate the random number out of the context provided with this call, plus any additional data if provided to the call.
seed	Seed or reseed the random number generator. With the invocation of this function call, the random number generator shall become ready for generation. If the random number generator requires a seed for setting up a new state, the seed must be provided by the consumer while invoking this function. The required size of the seed is defined with <i>seedsize</i> .
set_ent	Set entropy that would otherwise be obtained from entropy source. Internal use only.
seedsize	The seed size required for a random number generator initialization defined with this variable. Some random number generators does not require a seed as the seeding is implemented internally without the need of support by the consumer. In this case, the seed size is set to zero.
base	Common crypto API algorithm data structure.

## Symmetric Key Cipher API

Symmetric key cipher API is used with the ciphers of type CRYPTO\_ALG\_TYPE\_SKCIPHER (listed as type “skcipher” in /proc/crypto).

Asynchronous cipher operations imply that the function invocation for a cipher request returns immediately before the completion of the operation. The cipher request is scheduled as a separate kernel thread and therefore load-balanced on the different CPUs via the process scheduler. To allow the kernel crypto API to inform the caller about the completion of a cipher request, the caller must provide a callback function. That function is invoked with the cipher handle when the request completes.

To support the asynchronous operation, additional information than just the cipher handle must be supplied to the kernel crypto API. That additional information is given by filling in the skcipher\_request data structure.

For the symmetric key cipher API, the state is maintained with the tfm cipher handle. A single tfm can be used across multiple calls and in parallel. For asynchronous block cipher calls, context data supplied and only used by the caller can be referenced the request data structure in addition to the IV used for the cipher request. The maintenance of such state information would be important for a crypto driver implementer to

have, because when calling the callback function upon completion of the cipher operation, that callback function may need some information about which operation just finished if it invoked multiple in parallel. This state information is unused by the kernel crypto API.

## Name

`crypto_alloc_skcipher` — allocate symmetric key cipher handle

## Synopsis

```
struct crypto_skcipher * crypto_alloc_skcipher (const char * alg_name,  
u32 type, u32 mask);
```

## Arguments

*alg\_name* is the `cra_name` / name or `cra_driver_name` / driver name of the skcipher cipher

*type* specifies the type of the cipher

*mask* specifies the mask for the cipher

## Description

Allocate a cipher handle for an skcipher. The returned `struct crypto_skcipher` is the cipher handle that is required for any subsequent API invocation for that skcipher.

## Return

allocated cipher handle in case of success; `IS_ERR` is true in case of an error, `PTR_ERR` returns the error code.

## Name

`crypto_free_skcipher` — zeroize and free cipher handle

## Synopsis

```
void crypto_free_skcipher (struct crypto_skcipher * tfm);
```

## Arguments

*tfm* cipher handle to be freed

## Name

`crypto_has_skcipher` — Search for the availability of an skcipher.

## Synopsis

```
int crypto_has_skcipher (const char * alg_name, u32 type, u32 mask);
```

## Arguments

*alg\_name* is the `cra_name` / name or `cra_driver_name` / driver name of the skcipher

*type* specifies the type of the cipher

*mask* specifies the mask for the cipher

## Return

true when the skcipher is known to the kernel crypto API; false otherwise

## Name

`crypto_skcipher_ivsize` — obtain IV size

## Synopsis

```
unsigned int crypto_skcipher_ivsize (struct crypto_skcipher * tfm);
```

## Arguments

*tfm* cipher handle

## Description

The size of the IV for the skcipher referenced by the cipher handle is returned. This IV size may be zero if the cipher does not need an IV.

## Return

IV size in bytes

## Name

`crypto_skcipher_blocksize` — obtain block size of cipher

## Synopsis

```
unsigned int crypto_skcipher_blocksize (struct crypto_skcipher * tfm);
```

## Arguments

*tfm* cipher handle

## Description

The block size for the skcipher referenced with the cipher handle is returned. The caller may use that information to allocate appropriate memory for the data returned by the encryption or decryption operation

## Return

block size of cipher

## Name

`crypto_skcipher_setkey` — set key for cipher

## Synopsis

```
int crypto_skcipher_setkey (struct crypto_skcipher * tfm, const u8 *  
key, unsigned int keylen);
```

## Arguments

*tfm*      cipher handle

*key*      buffer holding the key

*keylen*   length of the key in bytes

## Description

The caller provided key is set for the skcipher referenced by the cipher handle.

Note, the key length determines the cipher type. Many block ciphers implement different cipher modes depending on the key size, such as AES-128 vs AES-192 vs. AES-256. When providing a 16 byte key for an AES cipher handle, AES-128 is performed.

## Return

0 if the setting of the key was successful; < 0 if an error occurred

## Name

`crypto_skcipher_reqtfm` — obtain cipher handle from request

## Synopsis

```
struct crypto_skcipher * crypto_skcipher_reqtfm (struct skcipher_re-  
quest * req);
```

## Arguments

*req* skcipher\_request out of which the cipher handle is to be obtained

## Description

Return the `crypto_skcipher` handle when furnishing an `skcipher_request` data structure.

## Return

`crypto_skcipher` handle

## Name

`crypto_skcipher_encrypt` — encrypt plaintext

## Synopsis

```
int crypto_skcipher_encrypt (struct skcipher_request * req);
```

## Arguments

*req* reference to the `skcipher_request` handle that holds all information needed to perform the cipher operation

## Description

Encrypt plaintext data using the `skcipher_request` handle. That data structure and how it is filled with data is discussed with the `skcipher_request_*` functions.

## Return

0 if the cipher operation was successful; < 0 if an error occurred

## Name

`crypto_skcipher_decrypt` — decrypt ciphertext

## Synopsis

```
int crypto_skcipher_decrypt (struct skcipher_request * req);
```

## Arguments

*req* reference to the `skcipher_request` handle that holds all information needed to perform the cipher operation

## Description

Decrypt ciphertext data using the `skcipher_request` handle. That data structure and how it is filled with data is discussed with the `skcipher_request_*` functions.

## Return

0 if the cipher operation was successful; < 0 if an error occurred

# Symmetric Key Cipher Request Handle

The `skcipher_request` data structure contains all pointers to data required for the symmetric key cipher operation. This includes the cipher handle (which can be used by multiple `skcipher_request` instances), pointer to plaintext and ciphertext, asynchronous callback function, etc. It acts as a handle to the `skcipher_request_*` API calls in a similar way as `skcipher` handle to the `crypto_skcipher_*` API calls.

## Name

`crypto_skcipher_reqsizes` — obtain size of the request data structure

## Synopsis

```
unsigned int crypto_skcipher_reqsizes (struct crypto_skcipher * tfm);
```

## Arguments

*tfm* cipher handle

## Return

number of bytes

## Name

`skcipher_request_set_tfm` — update cipher handle reference in request

## Synopsis

```
void skcipher_request_set_tfm (struct skcipher_request * req, struct  
crypto_skcipher * tfm);
```

## Arguments

*req* request handle to be modified

*tfm* cipher handle that shall be added to the request handle

## Description

Allow the caller to replace the existing skcipher handle in the request data structure with a different one.

## Name

`skcipher_request_alloc` — allocate request data structure

## Synopsis

```
struct skcipher_request * skcipher_request_alloc (struct crypto_skciph-  
er * tfm, gfp_t gfp);
```

## Arguments

*tfm* cipher handle to be registered with the request

*gfp* memory allocation flag that is handed to `kmalloc` by the API call.

## Description

Allocate the request data structure that must be used with the `skcipher_encrypt` and `skcipher_decrypt` API calls. During the allocation, the provided `skcipher` handle is registered in the request data structure.

## Return

allocated request handle in case of success, or `NULL` if out of memory

## Name

`skcipher_request_free` — zeroize and free request data structure

## Synopsis

```
void skcipher_request_free (struct skcipher_request * req);
```

## Arguments

*req* request data structure cipher handle to be freed

## Name

skcipher\_request\_set\_callback — set asynchronous callback function

## Synopsis

```
void skcipher_request_set_callback (struct skcipher_request * req, u32
flags, crypto_completion_t compl, void * data);
```

## Arguments

<i>req</i>	request handle
<i>flags</i>	specify zero or an ORing of the flags CRYPTO_TFM_REQ_MAY_BACKLOG the request queue may back log and increase the wait queue beyond the initial maximum size; CRYPTO_TFM_REQ_MAY_SLEEP the request processing may sleep
<i>compl</i>	callback function pointer to be registered with the request handle
<i>data</i>	The data pointer refers to memory that is not used by the kernel crypto API, but provided to the callback function for it to use. Here, the caller can provide a reference to memory the callback function can operate on. As the callback function is invoked asynchronously to the related functionality, it may need to access data structures of the related functionality which can be referenced using this pointer. The callback function can access the memory via the “data” field in the crypto_async_request data structure provided to the callback function.

## Description

This function allows setting the callback function that is triggered once the cipher operation completes.

The callback function is registered with the skcipher\_request handle and must comply with the following template

```
void callback_function(struct crypto_async_request *req, int error)
```

## Name

skcipher\_request\_set\_crypt — set data buffers

## Synopsis

```
void skcipher_request_set_crypt (struct skcipher_request * req, struct scatterlist * src, struct scatterlist * dst, unsigned int cryptlen, void * iv);
```

## Arguments

<i>req</i>	request handle
<i>src</i>	source scatter / gather list
<i>dst</i>	destination scatter / gather list
<i>cryptlen</i>	number of bytes to process from <i>src</i>
<i>iv</i>	IV for the cipher operation which must comply with the IV size defined by <code>crypto_skcipher_ivsize</code>

## Description

This function allows setting of the source data and destination data scatter / gather lists.

For encryption, the source is treated as the plaintext and the destination is the ciphertext. For a decryption operation, the use is reversed - the source is the ciphertext and the destination is the plaintext.

# Asynchronous Block Cipher API - Deprecated

Asynchronous block cipher API is used with the ciphers of type `CRYPTO_ALG_TYPE_ABLKCIPHER` (listed as type “ablkcipher” in `/proc/crypto`).

Asynchronous cipher operations imply that the function invocation for a cipher request returns immediately before the completion of the operation. The cipher request is scheduled as a separate kernel thread and therefore load-balanced on the different CPUs via the process scheduler. To allow the kernel crypto API to inform the caller about the completion of a cipher request, the caller must provide a callback function. That function is invoked with the cipher handle when the request completes.

To support the asynchronous operation, additional information than just the cipher handle must be supplied to the kernel crypto API. That additional information is given by filling in the `ablkcipher_request` data structure.

For the asynchronous block cipher API, the state is maintained with the tfm cipher handle. A single tfm can be used across multiple calls and in parallel. For asynchronous block cipher calls, context data supplied and only used by the caller can be referenced the request data structure in addition to the IV used for the cipher request. The maintenance of such state information would be important for a crypto driver implementer to have, because when calling the callback function upon completion of the cipher operation, that callback function may need some information about which operation just finished if it invoked multiple in parallel. This state information is unused by the kernel crypto API.

## Name

`crypto_alloc_ablkcipher` — allocate asynchronous block cipher handle

## Synopsis

```
struct crypto_ablkcipher * crypto_alloc_ablkcipher (const char * alg_name, u32 type, u32 mask);
```

## Arguments

*alg\_name* is the `cra_name` / name or `cra_driver_name` / driver name of the ablkcipher cipher

*type* specifies the type of the cipher

*mask* specifies the mask for the cipher

## Description

Allocate a cipher handle for an ablkcipher. The returned struct `crypto_ablkcipher` is the cipher handle that is required for any subsequent API invocation for that ablkcipher.

## Return

allocated cipher handle in case of success; `IS_ERR` is true in case of an error, `PTR_ERR` returns the error code.

## Name

`crypto_free_ablkcipher` — zeroize and free cipher handle

## Synopsis

```
void crypto_free_ablkcipher (struct crypto_ablkcipher * tfm);
```

## Arguments

*tfm* cipher handle to be freed

## Name

`crypto_has_ablkcipher` — Search for the availability of an ablkcipher.

## Synopsis

```
int crypto_has_ablkcipher (const char * alg_name, u32 type, u32 mask);
```

## Arguments

*alg\_name* is the `cra_name` / name or `cra_driver_name` / driver name of the ablkcipher

*type* specifies the type of the cipher

*mask* specifies the mask for the cipher

## Return

true when the ablkcipher is known to the kernel crypto API; false otherwise

## Name

`crypto_ablkcipher_ivsize` — obtain IV size

## Synopsis

```
unsigned int crypto_ablkcipher_ivsize (struct crypto_ablkcipher * tfm);
```

## Arguments

*tfm* cipher handle

## Description

The size of the IV for the ablkcipher referenced by the cipher handle is returned. This IV size may be zero if the cipher does not need an IV.

## Return

IV size in bytes

## Name

`crypto_ablkcipher_blocksize` — obtain block size of cipher

## Synopsis

```
unsigned int crypto_ablkcipher_blocksize (struct crypto_ablkcipher *  
    tfm);
```

## Arguments

*tfm* cipher handle

## Description

The block size for the ablkcipher referenced with the cipher handle is returned. The caller may use that information to allocate appropriate memory for the data returned by the encryption or decryption operation

## Return

block size of cipher

## Name

`crypto_ablkcipher_setkey` — set key for cipher

## Synopsis

```
int crypto_ablkcipher_setkey (struct crypto_ablkcipher * tfm, const u8  
* key, unsigned int keylen);
```

## Arguments

<i>tfm</i>	cipher handle
<i>key</i>	buffer holding the key
<i>keylen</i>	length of the key in bytes

## Description

The caller provided key is set for the ablkcipher referenced by the cipher handle.

Note, the key length determines the cipher type. Many block ciphers implement different cipher modes depending on the key size, such as AES-128 vs AES-192 vs. AES-256. When providing a 16 byte key for an AES cipher handle, AES-128 is performed.

## Return

0 if the setting of the key was successful; < 0 if an error occurred

## Name

`crypto_ablkcipher_reqtfm` — obtain cipher handle from request

## Synopsis

```
struct crypto_ablkcipher * crypto_ablkcipher_reqtfm (struct ablkcipher_request * req);
```

## Arguments

*req* ablkcipher\_request out of which the cipher handle is to be obtained

## Description

Return the `crypto_ablkcipher` handle when furnishing an `ablkcipher_request` data structure.

## Return

`crypto_ablkcipher` handle

## Name

`crypto_ablkcipher_encrypt` — encrypt plaintext

## Synopsis

```
int crypto_ablkcipher_encrypt (struct ablkcipher_request * req);
```

## Arguments

*req* reference to the `ablkcipher_request` handle that holds all information needed to perform the cipher operation

## Description

Encrypt plaintext data using the `ablkcipher_request` handle. That data structure and how it is filled with data is discussed with the `ablkcipher_request_*` functions.

## Return

0 if the cipher operation was successful; < 0 if an error occurred

## Name

crypto\_ablkcipher\_decrypt — decrypt ciphertext

## Synopsis

```
int crypto_ablkcipher_decrypt (struct ablkcipher_request * req);
```

## Arguments

*req* reference to the `ablkcipher_request` handle that holds all information needed to perform the cipher operation

## Description

Decrypt ciphertext data using the `ablkcipher_request` handle. That data structure and how it is filled with data is discussed with the `ablkcipher_request_*` functions.

## Return

0 if the cipher operation was successful; < 0 if an error occurred

# Asynchronous Cipher Request Handle - Deprecated

The `ablkcipher_request` data structure contains all pointers to data required for the asynchronous cipher operation. This includes the cipher handle (which can be used by multiple `ablkcipher_request` instances), pointer to plaintext and ciphertext, asynchronous callback function, etc. It acts as a handle to the `ablkcipher_request_*` API calls in a similar way as `ablkcipher` handle to the `crypto_ablkcipher_*` API calls.

## Name

`crypto_ablkcipher_reqsize` — obtain size of the request data structure

## Synopsis

```
unsigned int crypto_ablkcipher_reqsize (struct crypto_ablkcipher * tfm);
```

## Arguments

*tfm* cipher handle

## Return

number of bytes

## Name

`ablkcipher_request_set_tfm` — update cipher handle reference in request

## Synopsis

```
void ablkcipher_request_set_tfm (struct ablkcipher_request * req, struct  
crypto_ablkcipher * tfm);
```

## Arguments

*req* request handle to be modified

*tfm* cipher handle that shall be added to the request handle

## Description

Allow the caller to replace the existing ablkcipher handle in the request data structure with a different one.

## Name

`ablkcipher_request_alloc` — allocate request data structure

## Synopsis

```
struct ablkcipher_request * ablkcipher_request_alloc (struct crypt-  
to_ablkcipher * tfm, gfp_t gfp);
```

## Arguments

*tfm* cipher handle to be registered with the request

*gfp* memory allocation flag that is handed to `kmalloc` by the API call.

## Description

Allocate the request data structure that must be used with the `ablkcipher` encrypt and decrypt API calls. During the allocation, the provided `ablkcipher` handle is registered in the request data structure.

## Return

allocated request handle in case of success, or `NULL` if out of memory

## Name

`ablkcipher_request_free` — zeroize and free request data structure

## Synopsis

```
void ablkcipher_request_free (struct ablkcipher_request * req);
```

## Arguments

*req* request data structure cipher handle to be freed

## Name

`ablkcipher_request_set_callback` — set asynchronous callback function

## Synopsis

```
void ablkcipher_request_set_callback (struct ablkcipher_request * req,
u32 flags, crypto_completion_t compl, void * data);
```

## Arguments

*req* request handle

*flags* specify zero or an ORing of the flags `CRYPTO_TFM_REQ_MAY_BACKLOG` the request queue may back log and increase the wait queue beyond the initial maximum size; `CRYPTO_TFM_REQ_MAY_SLEEP` the request processing may sleep

*compl* callback function pointer to be registered with the request handle

*data* The data pointer refers to memory that is not used by the kernel crypto API, but provided to the callback function for it to use. Here, the caller can provide a reference to memory the callback function can operate on. As the callback function is invoked asynchronously to the related functionality, it may need to access data structures of the related functionality which can be referenced using this pointer. The callback function can access the memory via the “data” field in the `crypto_async_request` data structure provided to the callback function.

## Description

This function allows setting the callback function that is triggered once the cipher operation completes.

The callback function is registered with the `ablkcipher_request` handle and must comply with the following template

```
void callback_function(struct crypto_async_request *req, int error)
```

## Name

`ablkcipher_request_set_crypt` — set data buffers

## Synopsis

```
void ablkcipher_request_set_crypt (struct ablkcipher_request * req,  
struct scatterlist * src, struct scatterlist * dst, unsigned int nbytes,  
void * iv);
```

## Arguments

<i>req</i>	request handle
<i>src</i>	source scatter / gather list
<i>dst</i>	destination scatter / gather list
<i>nbytes</i>	number of bytes to process from <i>src</i>
<i>iv</i>	IV for the cipher operation which must comply with the IV size defined by <code>crypto_ablkcipher_ivsize</code>

## Description

This function allows setting of the source data and destination data scatter / gather lists.

For encryption, the source is treated as the plaintext and the destination is the ciphertext. For a decryption operation, the use is reversed - the source is the ciphertext and the destination is the plaintext.

# Authenticated Encryption With Associated Data (AEAD) Cipher API

The AEAD cipher API is used with the ciphers of type `CRYPTO_ALG_TYPE_AEAD` (listed as type “`aead`” in `/proc/crypto`)

The most prominent examples for this type of encryption is GCM and CCM. However, the kernel supports other types of AEAD ciphers which are defined with the following cipher string:

`authenc(keyed message digest, block cipher)`

For example: `authenc(hmac(sha256), cbc(aes))`

The example code provided for the symmetric key cipher operation applies here as well. Naturally all `*skcipher*` symbols must be exchanged the `*aead*` pendants discussed in the following. In addition, for the AEAD operation, the `aead_request_set_ad` function must be used to set the pointer to the associated data memory location before performing the encryption or decryption operation. In case of an encryption, the associated data memory is filled during the encryption operation. For decryption, the associated data memory must contain data that is used to verify the integrity of the decrypted data. Another deviation from the asynchronous block cipher operation is that the caller should explicitly check for `-EBADMSG` of the `crypto_aead_decrypt`. That error indicates an authentication error, i.e. a breach in the integrity of the message. In essence, that `-EBADMSG` error code is the key bonus an AEAD cipher has over “standard” block chaining modes.

Memory Structure:

To support the needs of the most prominent user of AEAD ciphers, namely IPSEC, the AEAD ciphers have a special memory layout the caller must adhere to.

The scatter list pointing to the input data must contain:

- \* for RFC4106 ciphers, the concatenation of associated authentication data || IV || plaintext or ciphertext. Note, the same IV (buffer) is also set with the `aead_request_set_crypt` call. Note, the API call of `aead_request_set_ad` must provide the length of the AAD and the IV. The API call of `aead_request_set_crypt` only points to the size of the input plaintext or ciphertext.

- \* for “normal” AEAD ciphers, the concatenation of associated authentication data || plaintext or ciphertext.

It is important to note that if multiple scatter gather list entries form the input data mentioned above, the first entry must not point to a NULL buffer. If there is any potential where the AAD buffer can be NULL, the calling code must contain a precaution to ensure that this does not result in the first scatter gather list entry pointing to a NULL buffer.

## Name

`crypto_alloc_aead` — allocate AEAD cipher handle

## Synopsis

```
struct crypto_aead * crypto_alloc_aead (const char * alg_name, u32 type,
u32 mask);
```

## Arguments

*alg\_name* is the `cra_name` / name or `cra_driver_name` / driver name of the AEAD cipher

*type* specifies the type of the cipher

*mask* specifies the mask for the cipher

## Description

Allocate a cipher handle for an AEAD. The returned struct `crypto_aead` is the cipher handle that is required for any subsequent API invocation for that AEAD.

## Return

allocated cipher handle in case of success; `IS_ERR` is true in case of an error, `PTR_ERR` returns the error code.

## Name

`crypto_free_aead` — zeroize and free aead handle

## Synopsis

```
void crypto_free_aead (struct crypto_aead * tfm);
```

## Arguments

*tfm* cipher handle to be freed

## Name

`crypto_aead_ivsize` — obtain IV size

## Synopsis

```
unsigned int crypto_aead_ivsize (struct crypto_aead * tfm);
```

## Arguments

*tfm* cipher handle

## Description

The size of the IV for the aead referenced by the cipher handle is returned. This IV size may be zero if the cipher does not need an IV.

## Return

IV size in bytes

## Name

`crypto_aead_authsize` — obtain maximum authentication data size

## Synopsis

```
unsigned int crypto_aead_authsize (struct crypto_aead * tfm);
```

## Arguments

*tfm* cipher handle

## Description

The maximum size of the authentication data for the AEAD cipher referenced by the AEAD cipher handle is returned. The authentication data size may be zero if the cipher implements a hard-coded maximum.

The authentication data may also be known as “tag value”.

## Return

authentication data size / tag size in bytes

## Name

`crypto_aead_blocksize` — obtain block size of cipher

## Synopsis

```
unsigned int crypto_aead_blocksize (struct crypto_aead * tfm);
```

## Arguments

*tfm* cipher handle

## Description

The block size for the AEAD referenced with the cipher handle is returned. The caller may use that information to allocate appropriate memory for the data returned by the encryption or decryption operation

## Return

block size of cipher

## Name

`crypto_aead_setkey` — set key for cipher

## Synopsis

```
int crypto_aead_setkey (struct crypto_aead * tfm, const u8 * key, unsigned int keylen);
```

## Arguments

<i>tfm</i>	cipher handle
<i>key</i>	buffer holding the key
<i>keylen</i>	length of the key in bytes

## Description

The caller provided key is set for the AEAD referenced by the cipher handle.

Note, the key length determines the cipher type. Many block ciphers implement different cipher modes depending on the key size, such as AES-128 vs AES-192 vs. AES-256. When providing a 16 byte key for an AES cipher handle, AES-128 is performed.

## Return

0 if the setting of the key was successful; < 0 if an error occurred

## Name

`crypto_aead_setauthsize` — set authentication data size

## Synopsis

```
int crypto_aead_setauthsize (struct crypto_aead * tfm, unsigned int  
authsize);
```

## Arguments

*tfm*            cipher handle

*authsize*    size of the authentication data / tag in bytes

## Description

Set the authentication data size / tag size. AEAD requires an authentication tag (or MAC) in addition to the associated data.

## Return

0 if the setting of the key was successful; < 0 if an error occurred

## Name

`crypto_aead_encrypt` — encrypt plaintext

## Synopsis

```
int crypto_aead_encrypt (struct aead_request * req);
```

## Arguments

*req* reference to the `aead_request` handle that holds all information needed to perform the cipher operation

## Description

Encrypt plaintext data using the `aead_request` handle. That data structure and how it is filled with data is discussed with the `aead_request_*` functions.

**IMPORTANT NOTE** The encryption operation creates the authentication data / tag. That data is concatenated with the created ciphertext. The ciphertext memory size is therefore the given number of block cipher blocks + the size defined by the `crypto_aead_setauthsize` invocation. The caller must ensure that sufficient memory is available for the ciphertext and the authentication tag.

## Return

0 if the cipher operation was successful; < 0 if an error occurred

## Name

`crypto_aead_decrypt` — decrypt ciphertext

## Synopsis

```
int crypto_aead_decrypt (struct aead_request * req);
```

## Arguments

*req* reference to the `ablkcipher_request` handle that holds all information needed to perform the cipher operation

## Description

Decrypt ciphertext data using the `aead_request` handle. That data structure and how it is filled with data is discussed with the `aead_request_*` functions.

**IMPORTANT NOTE** The caller must concatenate the ciphertext followed by the authentication data / tag. That authentication data / tag must have the size defined by the `crypto_aead_setauthsize` invocation.

## Return

0 if the cipher operation was successful; `-EBADMSG`: The AEAD cipher operation performs the authentication of the data during the decryption operation. Therefore, the function returns this error if the authentication of the ciphertext was unsuccessful (i.e. the integrity of the ciphertext or the associated data was violated); `< 0` if an error occurred.

# Asynchronous AEAD Request Handle

The `aead_request` data structure contains all pointers to data required for the AEAD cipher operation. This includes the cipher handle (which can be used by multiple `aead_request` instances), pointer to plaintext and ciphertext, asynchronous callback function, etc. It acts as a handle to the `aead_request_*` API calls in a similar way as AEAD handle to the `crypto_aead_*` API calls.

## Name

`crypto_aead_reqsize` — obtain size of the request data structure

## Synopsis

```
unsigned int crypto_aead_reqsize (struct crypto_aead * tfm);
```

## Arguments

*tfm* cipher handle

## Return

number of bytes

## Name

`aead_request_set_tfm` — update cipher handle reference in request

## Synopsis

```
void aead_request_set_tfm (struct aead_request * req, struct crypto_aead  
* tfm);
```

## Arguments

*req* request handle to be modified

*tfm* cipher handle that shall be added to the request handle

## Description

Allow the caller to replace the existing aead handle in the request data structure with a different one.

## Name

`aead_request_alloc` — allocate request data structure

## Synopsis

```
struct aead_request * aead_request_alloc (struct crypto_aead * tfm,  
gfp_t gfp);
```

## Arguments

*tfm* cipher handle to be registered with the request

*gfp* memory allocation flag that is handed to `kmalloc` by the API call.

## Description

Allocate the request data structure that must be used with the AEAD encrypt and decrypt API calls. During the allocation, the provided aead handle is registered in the request data structure.

## Return

allocated request handle in case of success, or NULL if out of memory

## Name

`aead_request_free` — zeroize and free request data structure

## Synopsis

```
void aead_request_free (struct aead_request * req);
```

## Arguments

*req* request data structure cipher handle to be freed

## Name

`aead_request_set_callback` — set asynchronous callback function

## Synopsis

```
void aead_request_set_callback (struct aead_request * req, u32 flags,
crypto_completion_t compl, void * data);
```

## Arguments

*req* request handle

*flags* specify zero or an ORing of the flags `CRYPTO_TFM_REQ_MAY_BACKLOG` the request queue may back log and increase the wait queue beyond the initial maximum size; `CRYPTO_TFM_REQ_MAY_SLEEP` the request processing may sleep

*compl* callback function pointer to be registered with the request handle

*data* The data pointer refers to memory that is not used by the kernel crypto API, but provided to the callback function for it to use. Here, the caller can provide a reference to memory the callback function can operate on. As the callback function is invoked asynchronously to the related functionality, it may need to access data structures of the related functionality which can be referenced using this pointer. The callback function can access the memory via the “data” field in the `crypto_async_request` data structure provided to the callback function.

## Description

Setting the callback function that is triggered once the cipher operation completes

The callback function is registered with the `aead_request` handle and must comply with the following template

```
void callback_function(struct crypto_async_request *req, int error)
```

## Name

`aead_request_set_crypt` — set data buffers

## Synopsis

```
void aead_request_set_crypt (struct aead_request * req, struct scatterlist * src, struct scatterlist * dst, unsigned int cryptlen, u8 * iv);
```

## Arguments

<i>req</i>	request handle
<i>src</i>	source scatter / gather list
<i>dst</i>	destination scatter / gather list
<i>cryptlen</i>	number of bytes to process from <i>src</i>
<i>iv</i>	IV for the cipher operation which must comply with the IV size defined by <code>crypto_aead_ivsize</code>

## Description

Setting the source data and destination data scatter / gather lists which hold the associated data concatenated with the plaintext or ciphertext. See below for the authentication tag.

For encryption, the source is treated as the plaintext and the destination is the ciphertext. For a decryption operation, the use is reversed - the source is the ciphertext and the destination is the plaintext.

For both *src*/*dst* the layout is associated data, plain/cipher text, authentication tag.

The content of the AD in the destination buffer after processing will either be untouched, or it will contain a copy of the AD from the source buffer. In order to ensure that it always has a copy of the AD, the user must copy the AD over either before or after processing. Of course this is not relevant if the user is doing in-place processing where *src* == *dst*.

**IMPORTANT NOTE** AEAD requires an authentication tag (MAC). For decryption, the caller must concatenate the ciphertext followed by the authentication tag and provide the entire data stream to the decryption operation (i.e. the data length used for the initialization of the scatterlist and the data length for the decryption operation is identical). For encryption, however, the authentication tag is created while encrypting the data. The destination buffer must hold sufficient space for the ciphertext and the authentication tag while the encryption invocation must only point to the plaintext data size. The following code snippet illustrates the memory usage `buffer = kmalloc(ptbuflen + (enc ? authsize : 0)); sg_init_one(sg, buffer, ptbuflen + (enc ? authsize : 0)); aead_request_set_crypt(req, sg, sg, ptbuflen, iv);`

## Name

`aead_request_set_ad` — set associated data information

## Synopsis

```
void aead_request_set_ad (struct aead_request * req, unsigned int as-
soclen);
```

## Arguments

*req*            request handle

*assoclen*    number of bytes in associated data

## Description

Setting the AD information. This function sets the length of the associated data.

# Synchronous Block Cipher API - Deprecated

The synchronous block cipher API is used with the ciphers of type `CRYPTO_ALG_TYPE_BLKCIPHER` (listed as type “`blkcipher`” in `/proc/crypto`)

Synchronous calls, have a context in the tfm. But since a single tfm can be used in multiple calls and in parallel, this info should not be changeable (unless a lock is used). This applies, for example, to the symmetric key. However, the IV is changeable, so there is an `iv` field in `blkcipher_tfm` structure for synchronous `blkcipher` api. So, its the only state info that can be kept for synchronous calls without using a big lock across a tfm.

The block cipher API allows the use of a complete cipher, i.e. a cipher consisting of a template (a block chaining mode) and a single block cipher primitive (e.g. AES).

The plaintext data buffer and the ciphertext data buffer are pointed to by using scatter/gather lists. The cipher operation is performed on all segments of the provided scatter/gather lists.

The kernel crypto API supports a cipher operation “in-place” which means that the caller may provide the same scatter/gather list for the plaintext and cipher text. After the completion of the cipher operation, the plaintext data is replaced with the ciphertext data in case of an encryption and vice versa for a decryption. The caller must ensure that the scatter/gather lists for the output data point to sufficiently large buffers, i.e. multiples of the block size of the cipher.

## Name

`crypto_alloc_blkcipher` — allocate synchronous block cipher handle

## Synopsis

```
struct crypto_blkcipher * crypto_alloc_blkcipher (const char * alg_name,
u32 type, u32 mask);
```

## Arguments

*alg\_name* is the `cra_name` / name or `cra_driver_name` / driver name of the blkcipher cipher

*type* specifies the type of the cipher

*mask* specifies the mask for the cipher

## Description

Allocate a cipher handle for a block cipher. The returned struct `crypto_blkcipher` is the cipher handle that is required for any subsequent API invocation for that block cipher.

## Return

allocated cipher handle in case of success; `IS_ERR` is true in case of an error, `PTR_ERR` returns the error code.

## Name

`crypto_free_blkcipher` — zeroize and free the block cipher handle

## Synopsis

```
void crypto_free_blkcipher (struct crypto_blkcipher * tfm);
```

## Arguments

*tfm* cipher handle to be freed

## Name

`crypto_has_blkcipher` — Search for the availability of a block cipher

## Synopsis

```
int crypto_has_blkcipher (const char * alg_name, u32 type, u32 mask);
```

## Arguments

*alg\_name* is the `cra_name` / name or `cra_driver_name` / driver name of the block cipher

*type* specifies the type of the cipher

*mask* specifies the mask for the cipher

## Return

true when the block cipher is known to the kernel crypto API; false otherwise

## Name

`crypto_blkcipher_name` — return the name / `cra_name` from the cipher handle

## Synopsis

```
const char * crypto_blkcipher_name (struct crypto_blkcipher * tfm);
```

## Arguments

*tfm* cipher handle

## Return

The character string holding the name of the cipher

## Name

`crypto_blkcipher_ivsize` — obtain IV size

## Synopsis

```
unsigned int crypto_blkcipher_ivsize (struct crypto_blkcipher * tfm);
```

## Arguments

*tfm* cipher handle

## Description

The size of the IV for the block cipher referenced by the cipher handle is returned. This IV size may be zero if the cipher does not need an IV.

## Return

IV size in bytes

## Name

`crypto_blkcipher_blocksize` — obtain block size of cipher

## Synopsis

```
unsigned int crypto_blkcipher_blocksize (struct crypto_blkcipher * tfm);
```

## Arguments

*tfm* cipher handle

## Description

The block size for the block cipher referenced with the cipher handle is returned. The caller may use that information to allocate appropriate memory for the data returned by the encryption or decryption operation.

## Return

block size of cipher

## Name

`crypto_blkcipher_setkey` — set key for cipher

## Synopsis

```
int crypto_blkcipher_setkey (struct crypto_blkcipher * tfm, const u8 *  
key, unsigned int keylen);
```

## Arguments

<i>tfm</i>	cipher handle
<i>key</i>	buffer holding the key
<i>keylen</i>	length of the key in bytes

## Description

The caller provided key is set for the block cipher referenced by the cipher handle.

Note, the key length determines the cipher type. Many block ciphers implement different cipher modes depending on the key size, such as AES-128 vs AES-192 vs. AES-256. When providing a 16 byte key for an AES cipher handle, AES-128 is performed.

## Return

0 if the setting of the key was successful; < 0 if an error occurred

## Name

`crypto_blkcipher_encrypt` — encrypt plaintext

## Synopsis

```
int crypto_blkcipher_encrypt (struct blkcipher_desc * desc, struct scatterlist * dst, struct scatterlist * src, unsigned int nbytes);
```

## Arguments

*desc*      reference to the block cipher handle with meta data

*dst*        scatter/gather list that is filled by the cipher operation with the ciphertext

*src*        scatter/gather list that holds the plaintext

*nbytes*    number of bytes of the plaintext to encrypt.

## Description

Encrypt plaintext data using the IV set by the caller with a preceding call of `crypto_blkcipher_set_iv`.

The `blkcipher_desc` data structure must be filled by the caller and can reside on the stack. The caller must fill `desc` as follows: `desc.tfm` is filled with the block cipher handle; `desc.flags` is filled with either `CRYPTO_TFM_REQ_MAY_SLEEP` or 0.

## Return

0 if the cipher operation was successful; < 0 if an error occurred

## Name

`crypto_blkcipher_encrypt_iv` — encrypt plaintext with dedicated IV

## Synopsis

```
int crypto_blkcipher_encrypt_iv (struct blkcipher_desc * desc, struct
scatterlist * dst, struct scatterlist * src, unsigned int nbytes);
```

## Arguments

*desc*      reference to the block cipher handle with meta data

*dst*        scatter/gather list that is filled by the cipher operation with the ciphertext

*src*        scatter/gather list that holds the plaintext

*nbytes*    number of bytes of the plaintext to encrypt.

## Description

Encrypt plaintext data with the use of an IV that is solely used for this cipher operation. Any previously set IV is not used.

The `blkcipher_desc` data structure must be filled by the caller and can reside on the stack. The caller must fill `desc` as follows: `desc.tfm` is filled with the block cipher handle; `desc.info` is filled with the IV to be used for the current operation; `desc.flags` is filled with either `CRYPTO_TFM_REQ_MAY_SLEEP` or 0.

## Return

0 if the cipher operation was successful; < 0 if an error occurred

## Name

`crypto_blkcipher_decrypt` — decrypt ciphertext

## Synopsis

```
int crypto_blkcipher_decrypt (struct blkcipher_desc * desc, struct scatterlist * dst, struct scatterlist * src, unsigned int nbytes);
```

## Arguments

*desc*      reference to the block cipher handle with meta data

*dst*        scatter/gather list that is filled by the cipher operation with the plaintext

*src*        scatter/gather list that holds the ciphertext

*nbytes*    number of bytes of the ciphertext to decrypt.

## Description

Decrypt ciphertext data using the IV set by the caller with a preceding call of `crypto_blkcipher_set_iv`.

The `blkcipher_desc` data structure must be filled by the caller as documented for the `crypto_blkcipher_encrypt` call above.

## Return

0 if the cipher operation was successful; < 0 if an error occurred

## Name

`crypto_blkcipher_decrypt_iv` — decrypt ciphertext with dedicated IV

## Synopsis

```
int crypto_blkcipher_decrypt_iv (struct blkcipher_desc * desc, struct
scatterlist * dst, struct scatterlist * src, unsigned int nbytes);
```

## Arguments

*desc*      reference to the block cipher handle with meta data

*dst*        scatter/gather list that is filled by the cipher operation with the plaintext

*src*        scatter/gather list that holds the ciphertext

*nbytes*    number of bytes of the ciphertext to decrypt.

## Description

Decrypt ciphertext data with the use of an IV that is solely used for this cipher operation. Any previously set IV is not used.

The `blkcipher_desc` data structure must be filled by the caller as documented for the `crypto_blkcipher_encrypt_iv` call above.

## Return

0 if the cipher operation was successful; < 0 if an error occurred

## Name

`crypto_blkcipher_set_iv` — set IV for cipher

## Synopsis

```
void crypto_blkcipher_set_iv (struct crypto_blkcipher * tfm, const u8  
* src, unsigned int len);
```

## Arguments

*tfm* cipher handle

*src* buffer holding the IV

*len* length of the IV in bytes

## Description

The caller provided IV is set for the block cipher referenced by the cipher handle.

## Name

`crypto_blkcipher_get_iv` — obtain IV from cipher

## Synopsis

```
void crypto_blkcipher_get_iv (struct crypto_blkcipher * tfm, u8 * dst,  
unsigned int len);
```

## Arguments

*tfm* cipher handle

*dst* buffer filled with the IV

*len* length of the buffer *dst*

## Description

The caller can obtain the IV set for the block cipher referenced by the cipher handle and store it into the user-provided buffer. If the buffer has an insufficient space, the IV is truncated to fit the buffer.

# Single Block Cipher API

The single block cipher API is used with the ciphers of type `CRYPTO_ALG_TYPE_CIPHER` (listed as type “cipher” in `/proc/crypto`).

Using the single block cipher API calls, operations with the basic cipher primitive can be implemented. These cipher primitives exclude any block chaining operations including IV handling.

The purpose of this single block cipher API is to support the implementation of templates or other concepts that only need to perform the cipher operation on one block at a time. Templates invoke the underlying cipher primitive block-wise and process either the input or the output data of these cipher operations.

## Name

`crypto_alloc_cipher` — allocate single block cipher handle

## Synopsis

```
struct crypto_cipher * crypto_alloc_cipher (const char * alg_name, u32
type, u32 mask);
```

## Arguments

*alg\_name* is the `cra_name` / name or `cra_driver_name` / driver name of the single block cipher

*type* specifies the type of the cipher

*mask* specifies the mask for the cipher

## Description

Allocate a cipher handle for a single block cipher. The returned struct `crypto_cipher` is the cipher handle that is required for any subsequent API invocation for that single block cipher.

## Return

allocated cipher handle in case of success; `IS_ERR` is true in case of an error, `PTR_ERR` returns the error code.

## Name

`crypto_free_cipher` — zeroize and free the single block cipher handle

## Synopsis

```
void crypto_free_cipher (struct crypto_cipher * tfm);
```

## Arguments

*tfm* cipher handle to be freed

## Name

`crypto_has_cipher` — Search for the availability of a single block cipher

## Synopsis

```
int crypto_has_cipher (const char * alg_name, u32 type, u32 mask);
```

## Arguments

*alg\_name* is the `cra_name` / name or `cra_driver_name` / driver name of the single block cipher

*type* specifies the type of the cipher

*mask* specifies the mask for the cipher

## Return

true when the single block cipher is known to the kernel crypto API; false otherwise

## Name

`crypto_cipher_blocksize` — obtain block size for cipher

## Synopsis

```
unsigned int crypto_cipher_blocksize (struct crypto_cipher * tfm);
```

## Arguments

*tfm* cipher handle

## Description

The block size for the single block cipher referenced with the cipher handle *tfm* is returned. The caller may use that information to allocate appropriate memory for the data returned by the encryption or decryption operation

## Return

block size of cipher

## Name

`crypto_cipher_setkey` — set key for cipher

## Synopsis

```
int crypto_cipher_setkey (struct crypto_cipher * tfm, const u8 * key,  
unsigned int keylen);
```

## Arguments

<i>tfm</i>	cipher handle
<i>key</i>	buffer holding the key
<i>keylen</i>	length of the key in bytes

## Description

The caller provided key is set for the single block cipher referenced by the cipher handle.

Note, the key length determines the cipher type. Many block ciphers implement different cipher modes depending on the key size, such as AES-128 vs AES-192 vs. AES-256. When providing a 16 byte key for an AES cipher handle, AES-128 is performed.

## Return

0 if the setting of the key was successful; < 0 if an error occurred

## Name

`crypto_cipher_encrypt_one` — encrypt one block of plaintext

## Synopsis

```
void crypto_cipher_encrypt_one (struct crypto_cipher * tfm, u8 * dst,  
const u8 * src);
```

## Arguments

*tfm* cipher handle

*dst* points to the buffer that will be filled with the ciphertext

*src* buffer holding the plaintext to be encrypted

## Description

Invoke the encryption operation of one block. The caller must ensure that the plaintext and ciphertext buffers are at least one block in size.

## Name

`crypto_cipher_decrypt_one` — decrypt one block of ciphertext

## Synopsis

```
void crypto_cipher_decrypt_one (struct crypto_cipher * tfm, u8 * dst,
    const u8 * src);
```

## Arguments

*tfm* cipher handle

*dst* points to the buffer that will be filled with the plaintext

*src* buffer holding the ciphertext to be decrypted

## Description

Invoke the decryption operation of one block. The caller must ensure that the plaintext and ciphertext buffers are at least one block in size.

# Message Digest Algorithm Definitions

These data structures define modular message digest algorithm implementations, managed via `crypto_register_ahash`, `crypto_register_shash`, `crypto_unregister_ahash` and `crypto_unregister_shash`.

## Name

struct hash\_alg\_common — define properties of message digest

## Synopsis

```
struct hash_alg_common {  
    unsigned int digestsize;  
    unsigned int statesize;  
    struct crypto_alg base;  
};
```

## Members

digestsize	Size of the result of the transformation. A buffer of this size must be available to the <i>final</i> and <i>finup</i> calls, so they can store the resulting hash into it. For various predefined sizes, search include/crypto/ using <code>git grep _DIGEST_SIZE include/crypto</code> .
statesize	Size of the block for partial state of the transformation. A buffer of this size must be passed to the <i>export</i> function as it will save the partial state of the transformation into it. On the other side, the <i>import</i> function will load the state from a buffer of this size as well.
base	Start of data structure of cipher algorithm. The common data structure of <code>crypto_alg</code> contains information common to all ciphers. The <code>hash_alg_common</code> data structure now adds the hash-specific information.

## Name

struct ahash\_alg — asynchronous message digest definition

## Synopsis

```
struct ahash_alg {
    int (* init) (struct ahash_request *req);
    int (* update) (struct ahash_request *req);
    int (* final) (struct ahash_request *req);
    int (* finup) (struct ahash_request *req);
    int (* digest) (struct ahash_request *req);
    int (* export) (struct ahash_request *req, void *out);
    int (* import) (struct ahash_request *req, const void *in);
    int (* setkey) (struct crypto_ahash *tfm, const u8 *key, unsigned int keylen);
    struct hash_alg_common halg;
};
```

## Members

init	Initialize the transformation context. Intended only to initialize the state of the HASH transformation at the beginning. This shall fill in the internal structures used during the entire duration of the whole transformation. No data processing happens at this point.
update	Push a chunk of data into the driver for transformation. This function actually pushes blocks of data from upper layers into the driver, which then passes those to the hardware as seen fit. This function must not finalize the HASH transformation by calculating the final message digest as this only adds more data into the transformation. This function shall not modify the transformation context, as this function may be called in parallel with the same transformation object. Data processing can happen synchronously [SHASH] or asynchronously [AHASH] at this point.
final	Retrieve result from the driver. This function finalizes the transformation and retrieves the resulting hash from the driver and pushes it back to upper layers. No data processing happens at this point.
finup	Combination of <i>update</i> and <i>final</i> . This function is effectively a combination of <i>update</i> and <i>final</i> calls issued in sequence. As some hardware cannot do <i>update</i> and <i>final</i> separately, this callback was added to allow such hardware to be used at least by IPsec. Data processing can happen synchronously [SHASH] or asynchronously [AHASH] at this point.
digest	Combination of <i>init</i> and <i>update</i> and <i>final</i> . This function effectively behaves as the entire chain of operations, <i>init</i> , <i>update</i> and <i>final</i> issued in sequence. Just like <i>finup</i> , this was added for hardware which cannot do even the <i>finup</i> , but can only do the whole transformation in one run. Data processing can happen synchronously [SHASH] or asynchronously [AHASH] at this point.
export	Export partial state of the transformation. This function dumps the entire state of the ongoing transformation into a provided block of data so it can be <i>import</i> 'ed back later on. This is useful in case you want to save partial result of the transformation after processing certain amount of data and reload this partial result multiple times later on for multiple re-use. No data processing happens at this point.

import	Import partial state of the transformation. This function loads the entire state of the ongoing transformation from a provided block of data so the transformation can continue from this point onward. No data processing happens at this point.
setkey	Set optional key used by the hashing algorithm. Intended to push optional key used by the hashing algorithm from upper layers into the driver. This function can store the key in the transformation context or can outright program it into the hardware. In the former case, one must be careful to program the key into the hardware at appropriate time and one must be careful that <code>.setkey</code> can be called multiple times during the existence of the transformation object. Not all hashing algorithms do implement this function as it is only needed for keyed message digests. SHAx/MDx/CRCx do NOT implement this function. HMAC(MDx)/HMAC(SHAx)/CMAC(AES) do implement this function. This function must be called before any other of the <i>init, update, final, finup, digest</i> is called. No data processing happens at this point.
halg	see struct <code>hash_alg_common</code>

## Name

struct shash\_alg — synchronous message digest definition

## Synopsis

```
struct shash_alg {
    int (* init) (struct shash_desc *desc);
    int (* update) (struct shash_desc *desc, const u8 *data,unsigned int len);
    int (* final) (struct shash_desc *desc, u8 *out);
    int (* finup) (struct shash_desc *desc, const u8 *data,unsigned int len, u8 *out);
    int (* digest) (struct shash_desc *desc, const u8 *data,unsigned int len, u8 *out);
    int (* export) (struct shash_desc *desc, void *out);
    int (* import) (struct shash_desc *desc, const void *in);
    int (* setkey) (struct crypto_shash *tfm, const u8 *key,unsigned int keylen);
    unsigned int descsize;
    unsigned int digestsize;
    unsigned int statesize;
    struct crypto_alg base;
};
```

## Members

init	see struct ahash_alg
update	see struct ahash_alg
final	see struct ahash_alg
finup	see struct ahash_alg
digest	see struct ahash_alg
export	see struct ahash_alg
import	see struct ahash_alg
setkey	see struct ahash_alg
descsize	Size of the operational state for the message digest. This state size is the memory size that needs to be allocated for shash_desc.__ctx
digestsize	see struct ahash_alg
statesize	see struct ahash_alg
base	internally used

# Asynchronous Message Digest API

The asynchronous message digest API is used with the ciphers of type CRYPTO\_ALG\_TYPE\_AHASH (listed as type “ahash” in /proc/crypto)

The asynchronous cipher operation discussion provided for the CRYPTO\_ALG\_TYPE\_ABLKCIPHER API applies here as well.

## Name

`crypto_alloc_ahash` — allocate ahash cipher handle

## Synopsis

```
struct crypto_ahash * crypto_alloc_ahash (const char * alg_name, u32
type, u32 mask);
```

## Arguments

*alg\_name* is the `cra_name` / name or `cra_driver_name` / driver name of the ahash cipher

*type* specifies the type of the cipher

*mask* specifies the mask for the cipher

## Description

Allocate a cipher handle for an ahash. The returned struct `crypto_ahash` is the cipher handle that is required for any subsequent API invocation for that ahash.

## Return

allocated cipher handle in case of success; `IS_ERR` is true in case of an error, `PTR_ERR` returns the error code.

## Name

`crypto_free_ahash` — zeroize and free the ahash handle

## Synopsis

```
void crypto_free_ahash (struct crypto_ahash * tfm);
```

## Arguments

*tfm* cipher handle to be freed

## Name

`crypto_ahash_init` — (re)initialize message digest handle

## Synopsis

```
int crypto_ahash_init (struct ahash_request * req);
```

## Arguments

*req* ahash\_request handle that already is initialized with all necessary data using the ahash\_request\_\* API functions

## Description

The call (re-)initializes the message digest referenced by the ahash\_request handle. Any potentially existing state created by previous operations is discarded.

## Return

0 if the message digest initialization was successful; < 0 if an error occurred

## Name

`crypto_ahash_digestsize` — obtain message digest size

## Synopsis

```
unsigned int crypto_ahash_digestsize (struct crypto_ahash * tfm);
```

## Arguments

*tfm* cipher handle

## Description

The size for the message digest created by the message digest cipher referenced with the cipher handle is returned.

## Return

message digest size of cipher

## Name

`crypto_ahash_reqtfm` — obtain cipher handle from request

## Synopsis

```
struct crypto_ahash * crypto_ahash_reqtfm (struct ahash_request * req);
```

## Arguments

*req* asynchronous request handle that contains the reference to the ahash cipher handle

## Description

Return the ahash cipher handle that is registered with the asynchronous request handle `ahash_request`.

## Return

ahash cipher handle

## Name

`crypto_ahash_reqsize` — obtain size of the request data structure

## Synopsis

```
unsigned int crypto_ahash_reqsize (struct crypto_ahash * tfm);
```

## Arguments

*tfm* cipher handle

## Description

Return the size of the ahash state size. With the `crypto_ahash_export` function, the caller can export the state into a buffer whose size is defined with this function.

## Return

size of the ahash state

## Name

`crypto_ahash_setkey` — set key for cipher handle

## Synopsis

```
int crypto_ahash_setkey (struct crypto_ahash * tfm, const u8 * key,  
unsigned int keylen);
```

## Arguments

<i>tfm</i>	cipher handle
<i>key</i>	buffer holding the key
<i>keylen</i>	length of the key in bytes

## Description

The caller provided key is set for the ahash cipher. The cipher handle must point to a keyed hash in order for this function to succeed.

## Return

0 if the setting of the key was successful; < 0 if an error occurred

## Name

`crypto_ahash_finup` — update and finalize message digest

## Synopsis

```
int crypto_ahash_finup (struct ahash_request * req);
```

## Arguments

*req* reference to the `ahash_request` handle that holds all information needed to perform the cipher operation

## Description

This function is a “short-hand” for the function calls of `crypto_ahash_update` and `crypto_shash_final`. The parameters have the same meaning as discussed for those separate functions.

## Return

0 if the message digest creation was successful; < 0 if an error occurred

## Name

`crypto_ahash_final` — calculate message digest

## Synopsis

```
int crypto_ahash_final (struct ahash_request * req);
```

## Arguments

*req* reference to the `ahash_request` handle that holds all information needed to perform the cipher operation

## Description

Finalize the message digest operation and create the message digest based on all data added to the cipher handle. The message digest is placed into the output buffer registered with the `ahash_request` handle.

## Return

0 if the message digest creation was successful; < 0 if an error occurred

## Name

`crypto_ahash_digest` — calculate message digest for a buffer

## Synopsis

```
int crypto_ahash_digest (struct ahash_request * req);
```

## Arguments

*req* reference to the `ahash_request` handle that holds all information needed to perform the cipher operation

## Description

This function is a “short-hand” for the function calls of `crypto_ahash_init`, `crypto_ahash_update` and `crypto_ahash_final`. The parameters have the same meaning as discussed for those separate three functions.

## Return

0 if the message digest creation was successful; < 0 if an error occurred

## Name

`crypto_ahash_export` — extract current message digest state

## Synopsis

```
int crypto_ahash_export (struct ahash_request * req, void * out);
```

## Arguments

*req* reference to the `ahash_request` handle whose state is exported

*out* output buffer of sufficient size that can hold the hash state

## Description

This function exports the hash state of the `ahash_request` handle into the caller-allocated output buffer `out` which must have sufficient size (e.g. by calling `crypto_ahash_reqsize`).

## Return

0 if the export was successful; < 0 if an error occurred

## Name

`crypto_ahash_import` — import message digest state

## Synopsis

```
int crypto_ahash_import (struct ahash_request * req, const void * in);
```

## Arguments

*req* reference to ahash\_request handle the state is imported into

*in* buffer holding the state

## Description

This function imports the hash state into the ahash\_request handle from the input buffer. That buffer should have been generated with the `crypto_ahash_export` function.

## Return

0 if the import was successful; < 0 if an error occurred

# Asynchronous Hash Request Handle

The ahash\_request data structure contains all pointers to data required for the asynchronous cipher operation. This includes the cipher handle (which can be used by multiple ahash\_request instances), pointer to plaintext and the message digest output buffer, asynchronous callback function, etc. It acts as a handle to the ahash\_request\_\* API calls in a similar way as ahash handle to the crypto\_ahash\_\* API calls.

## Name

`ahash_request_set_tfm` — update cipher handle reference in request

## Synopsis

```
void ahash_request_set_tfm (struct ahash_request * req, struct crypto_ahash * tfm);
```

## Arguments

*req* request handle to be modified

*tfm* cipher handle that shall be added to the request handle

## Description

Allow the caller to replace the existing ahash handle in the request data structure with a different one.

## Name

`ahash_request_alloc` — allocate request data structure

## Synopsis

```
struct ahash_request * ahash_request_alloc (struct crypto_ahash * tfm,  
gfp_t gfp);
```

## Arguments

*tfm* cipher handle to be registered with the request

*gfp* memory allocation flag that is handed to `kmalloc` by the API call.

## Description

Allocate the request data structure that must be used with the ahash message digest API calls. During the allocation, the provided ahash handle is registered in the request data structure.

## Return

allocated request handle in case of success, or NULL if out of memory

## Name

`ahash_request_free` — zeroize and free the request data structure

## Synopsis

```
void ahash_request_free (struct ahash_request * req);
```

## Arguments

*req* request data structure cipher handle to be freed

## Name

`ahash_request_set_callback` — set asynchronous callback function

## Synopsis

```
void ahash_request_set_callback (struct ahash_request * req, u32 flags,
crypto_completion_t compl, void * data);
```

## Arguments

<i>req</i>	request handle
<i>flags</i>	specify zero or an ORing of the flags <code>CRYPTO_TFM_REQ_MAY_BACKLOG</code> the request queue may back log and increase the wait queue beyond the initial maximum size; <code>CRYPTO_TFM_REQ_MAY_SLEEP</code> the request processing may sleep
<i>compl</i>	callback function pointer to be registered with the request handle
<i>data</i>	The data pointer refers to memory that is not used by the kernel crypto API, but provided to the callback function for it to use. Here, the caller can provide a reference to memory the callback function can operate on. As the callback function is invoked asynchronously to the related functionality, it may need to access data structures of the related functionality which can be referenced using this pointer. The callback function can access the memory via the “data” field in the <code>crypto_async_request</code> data structure provided to the callback function.

## Description

This function allows setting the callback function that is triggered once the cipher operation completes.

The callback function is registered with the `ahash_request` handle and must comply with the following template

```
void callback_function(struct crypto_async_request *req, int error)
```

## Name

`ahash_request_set_crypt` — set data buffers

## Synopsis

```
void ahash_request_set_crypt (struct ahash_request * req, struct scatterlist * src, u8 * result, unsigned int nbytes);
```

## Arguments

<i>req</i>	ahash_request handle to be updated
<i>src</i>	source scatter/gather list
<i>result</i>	buffer that is filled with the message digest -- the caller must ensure that the buffer has sufficient space by, for example, calling <code>crypto_ahash_digestsize</code>
<i>nbytes</i>	number of bytes to process from the source scatter/gather list

## Description

By using this call, the caller references the source scatter/gather list. The source scatter/gather list points to the data the message digest is to be calculated for.

# Synchronous Message Digest API

The synchronous message digest API is used with the ciphers of type `CRYPTO_ALG_TYPE_SHASH` (listed as type “shash” in `/proc/crypto`)

The message digest API is able to maintain state information for the caller.

The synchronous message digest API can store user-related context in its `shash_desc` request data structure.

## Name

`crypto_alloc_shash` — allocate message digest handle

## Synopsis

```
struct crypto_shash * crypto_alloc_shash (const char * alg_name, u32
type, u32 mask);
```

## Arguments

*alg\_name* is the `cra_name` / name or `cra_driver_name` / driver name of the message digest cipher

*type* specifies the type of the cipher

*mask* specifies the mask for the cipher

## Description

Allocate a cipher handle for a message digest. The returned struct `crypto_shash` is the cipher handle that is required for any subsequent API invocation for that message digest.

## Return

allocated cipher handle in case of success; `IS_ERR` is true in case of an error, `PTR_ERR` returns the error code.

## Name

`crypto_free_shash` — zeroize and free the message digest handle

## Synopsis

```
void crypto_free_shash (struct crypto_shash * tfm);
```

## Arguments

*tfm* cipher handle to be freed

## Name

`crypto_shash_blocksize` — obtain block size for cipher

## Synopsis

```
unsigned int crypto_shash_blocksize (struct crypto_shash * tfm);
```

## Arguments

*tfm* cipher handle

## Description

The block size for the message digest cipher referenced with the cipher handle is returned.

## Return

block size of cipher

## Name

`crypto_shash_digestsize` — obtain message digest size

## Synopsis

```
unsigned int crypto_shash_digestsize (struct crypto_shash * tfm);
```

## Arguments

*tfm* cipher handle

## Description

The size for the message digest created by the message digest cipher referenced with the cipher handle is returned.

## Return

digest size of cipher

## Name

`crypto_shash_descsize` — obtain the operational state size

## Synopsis

```
unsigned int crypto_shash_descsize (struct crypto_shash * tfm);
```

## Arguments

*tfm* cipher handle

## Description

The size of the operational state the cipher needs during operation is returned for the hash referenced with the cipher handle. This size is required to calculate the memory requirements to allow the caller allocating sufficient memory for operational state.

The operational state is defined with struct `shash_desc` where the size of that data structure is to be calculated as `sizeof(struct shash_desc) + crypto_shash_descsize(alg)`

## Return

size of the operational state

## Name

`crypto_shash_setkey` — set key for message digest

## Synopsis

```
int crypto_shash_setkey (struct crypto_shash * tfm, const u8 * key,  
unsigned int keylen);
```

## Arguments

<i>tfm</i>	cipher handle
<i>key</i>	buffer holding the key
<i>keylen</i>	length of the key in bytes

## Description

The caller provided key is set for the keyed message digest cipher. The cipher handle must point to a keyed message digest cipher in order for this function to succeed.

## Return

0 if the setting of the key was successful; < 0 if an error occurred

## Name

`crypto_shash_digest` — calculate message digest for buffer

## Synopsis

```
int crypto_shash_digest (struct shash_desc * desc, const u8 * data,  
unsigned int len, u8 * out);
```

## Arguments

*desc*    see `crypto_shash_final`

*data*    see `crypto_shash_update`

*len*     see `crypto_shash_update`

*out*     see `crypto_shash_final`

## Description

This function is a “short-hand” for the function calls of `crypto_shash_init`, `crypto_shash_update` and `crypto_shash_final`. The parameters have the same meaning as discussed for those separate three functions.

## Return

0 if the message digest creation was successful; < 0 if an error occurred

## Name

`crypto_shash_export` — extract operational state for message digest

## Synopsis

```
int crypto_shash_export (struct shash_desc * desc, void * out);
```

## Arguments

*desc*    reference to the operational state handle whose state is exported

*out*     output buffer of sufficient size that can hold the hash state

## Description

This function exports the hash state of the operational state handle into the caller-allocated output buffer out which must have sufficient size (e.g. by calling `crypto_shash_descsize`).

## Return

0 if the export creation was successful; < 0 if an error occurred

## Name

`crypto_shash_import` — import operational state

## Synopsis

```
int crypto_shash_import (struct shash_desc * desc, const void * in);
```

## Arguments

*desc*    reference to the operational state handle the state imported into

*in*       buffer holding the state

## Description

This function imports the hash state into the operational state handle from the input buffer. That buffer should have been generated with the `crypto_ahash_export` function.

## Return

0 if the import was successful; < 0 if an error occurred

## Name

`crypto_shash_init` — (re)initialize message digest

## Synopsis

```
int crypto_shash_init (struct shash_desc * desc);
```

## Arguments

*desc* operational state handle that is already filled

## Description

The call (re-)initializes the message digest referenced by the operational state handle. Any potentially existing state created by previous operations is discarded.

## Return

0 if the message digest initialization was successful; < 0 if an error occurred

## Name

`crypto_shash_update` — add data to message digest for processing

## Synopsis

```
int crypto_shash_update (struct shash_desc * desc, const u8 * data,  
unsigned int len);
```

## Arguments

*desc* operational state handle that is already initialized

*data* input data to be added to the message digest

*len* length of the input data

## Description

Updates the message digest state of the operational state handle.

## Return

0 if the message digest update was successful; < 0 if an error occurred

## Name

`crypto_shash_final` — calculate message digest

## Synopsis

```
int crypto_shash_final (struct shash_desc * desc, u8 * out);
```

## Arguments

*desc* operational state handle that is already filled with data

*out* output buffer filled with the message digest

## Description

Finalize the message digest operation and create the message digest based on all data added to the cipher handle. The message digest is placed into the output buffer. The caller must ensure that the output buffer is large enough by using `crypto_shash_digestsize`.

## Return

0 if the message digest creation was successful; < 0 if an error occurred

## Name

`crypto_shash_finup` — calculate message digest of buffer

## Synopsis

```
int crypto_shash_finup (struct shash_desc * desc, const u8 * data,
unsigned int len, u8 * out);
```

## Arguments

*desc*    see `crypto_shash_final`

*data*    see `crypto_shash_update`

*len*     see `crypto_shash_update`

*out*     see `crypto_shash_final`

## Description

This function is a “short-hand” for the function calls of `crypto_shash_update` and `crypto_shash_final`. The parameters have the same meaning as discussed for those separate functions.

## Return

0 if the message digest creation was successful; < 0 if an error occurred

# Crypto API Random Number API

The random number generator API is used with the ciphers of type `CRYPTO_ALG_TYPE_RNG` (listed as type “rng” in `/proc/crypto`)

## Name

`crypto_alloc_rng` — - allocate RNG handle

## Synopsis

```
struct crypto_rng * crypto_alloc_rng (const char * alg_name, u32 type,  
u32 mask);
```

## Arguments

*alg\_name* is the `cra_name` / name or `cra_driver_name` / driver name of the message digest cipher

*type* specifies the type of the cipher

*mask* specifies the mask for the cipher

## Description

Allocate a cipher handle for a random number generator. The returned struct `crypto_rng` is the cipher handle that is required for any subsequent API invocation for that random number generator.

For all random number generators, this call creates a new private copy of the random number generator that does not share a state with other instances. The only exception is the “krng” random number generator which is a kernel crypto API use case for the `get_random_bytes` function of the `/dev/random` driver.

## Return

allocated cipher handle in case of success; `IS_ERR` is true in case of an error, `PTR_ERR` returns the error code.

## Name

`crypto_rng_alg` — obtain name of RNG

## Synopsis

```
struct rng_alg * crypto_rng_alg (struct crypto_rng * tfm);
```

## Arguments

*tfm* cipher handle

## Description

Return the generic name (`cra_name`) of the initialized random number generator

## Return

generic name string

## Name

`crypto_free_rng` — zeroize and free RNG handle

## Synopsis

```
void crypto_free_rng (struct crypto_rng * tfm);
```

## Arguments

*tfm* cipher handle to be freed

## Name

`crypto_rng_generate` — get random number

## Synopsis

```
int crypto_rng_generate (struct crypto_rng * tfm, const u8 * src, unsigned int slen, u8 * dst, unsigned int dlen);
```

## Arguments

*tfm*    cipher handle

*src*    Input buffer holding additional data, may be NULL

*slen*   Length of additional data

*dst*    output buffer holding the random numbers

*dlen*   length of the output buffer

## Description

This function fills the caller-allocated buffer with random numbers using the random number generator referenced by the cipher handle.

## Return

0 function was successful; < 0 if an error occurred

## Name

`crypto_rng_get_bytes` — get random number

## Synopsis

```
int crypto_rng_get_bytes (struct crypto_rng * tfm, u8 * rdata, unsigned  
int dlen);
```

## Arguments

*tfm*      cipher handle

*rdata*    output buffer holding the random numbers

*dlen*     length of the output buffer

## Description

This function fills the caller-allocated buffer with random numbers using the random number generator referenced by the cipher handle.

## Return

0 function was successful; < 0 if an error occurred

## Name

`crypto_rng_reset` — re-initialize the RNG

## Synopsis

```
int crypto_rng_reset (struct crypto_rng * tfm, const u8 * seed, unsigned  
int slen);
```

## Arguments

*tfm*    cipher handle

*seed*   seed input data

*slen*   length of the seed input data

## Description

The reset function completely re-initializes the random number generator referenced by the cipher handle by clearing the current state. The new state is initialized with the caller provided seed or automatically, depending on the random number generator type (the ANSI X9.31 RNG requires caller-provided seed, the SP800-90A DRBGs perform an automatic seeding). The seed is provided as a parameter to this function call. The provided seed should have the length of the seed size defined for the random number generator as defined by `crypto_rng_seedsz`.

## Return

0 if the setting of the key was successful; < 0 if an error occurred

## Name

`crypto_rng_seedsizesize` — obtain seed size of RNG

## Synopsis

```
int crypto_rng_seedsizesize (struct crypto_rng * tfm);
```

## Arguments

*tfm* cipher handle

## Description

The function returns the seed size for the random number generator referenced by the cipher handle. This value may be zero if the random number generator does not implement or require a reseeding. For example, the SP800-90A DRBGs implement an automated reseeding after reaching a pre-defined threshold.

## Return

seed size for the random number generator

# Asymmetric Cipher API

The Public Key API is used with the algorithms of type `CRYPTO_ALG_TYPE_AKCIPHER` (listed as type “akcipher” in `/proc/crypto`)

## Name

struct akcipher\_alg — generic public key algorithm

## Synopsis

```
struct akcipher_alg {
    int (* sign) (struct akcipher_request *req);
    int (* verify) (struct akcipher_request *req);
    int (* encrypt) (struct akcipher_request *req);
    int (* decrypt) (struct akcipher_request *req);
    int (* set_pub_key) (struct crypto_akcipher *tfm, const void *key, unsigned int k
    int (* set_priv_key) (struct crypto_akcipher *tfm, const void *key, unsigned int
    int (* max_size) (struct crypto_akcipher *tfm);
    int (* init) (struct crypto_akcipher *tfm);
    void (* exit) (struct crypto_akcipher *tfm);
    unsigned int reqsize;
    struct crypto_alg base;
};
```

## Members

sign	Function performs a sign operation as defined by public key algorithm. In case of error, where the dst_len was insufficient, the req->dst_len will be updated to the size required for the operation
verify	Function performs a sign operation as defined by public key algorithm. In case of error, where the dst_len was insufficient, the req->dst_len will be updated to the size required for the operation
encrypt	Function performs an encrypt operation as defined by public key algorithm. In case of error, where the dst_len was insufficient, the req->dst_len will be updated to the size required for the operation
decrypt	Function performs a decrypt operation as defined by public key algorithm. In case of error, where the dst_len was insufficient, the req->dst_len will be updated to the size required for the operation
set_pub_key	Function invokes the algorithm specific set public key function, which knows how to decode and interpret the BER encoded public key
set_priv_key	Function invokes the algorithm specific set private key function, which knows how to decode and interpret the BER encoded private key
max_size	Function returns dest buffer size required for a given key.
init	Initialize the cryptographic transformation object. This function is used to initialize the cryptographic transformation object. This function is called only once at the instantiation time, right after the transformation context was allocated. In case the cryptographic hardware has some special requirements which need to be handled by software, this function shall check for the precise requirement of the transformation and put any software fallbacks in place.
exit	Deinitialize the cryptographic transformation object. This is a counterpart to <i>init</i> , used to remove various changes set in <i>init</i> .

reqsize	Request context size required by algorithm implementation
base	Common crypto API algorithm data structure

## Name

struct akcipher\_request — public key request

## Synopsis

```
struct akcipher_request {  
    struct crypto_async_request base;  
    struct scatterlist * src;  
    struct scatterlist * dst;  
    unsigned int src_len;  
    unsigned int dst_len;  
    void * __ctx[];  
};
```

## Members

base	Common attributes for async crypto requests
src	Source data
dst	Destination data
src_len	Size of the input buffer
dst_len	Size of the output buffer. It needs to be at least as big as the expected result depending on the operation. After operation it will be updated with the actual size of the result. In case of error where the dst sgl size was insufficient, it will be updated to the size required for the operation.
__ctx[]	Start of private context data

## Name

`crypto_alloc_akcipher` — allocate AKCIPHER tfm handle

## Synopsis

```
struct crypto_akcipher * crypto_alloc_akcipher (const char * alg_name,  
u32 type, u32 mask);
```

## Arguments

*alg\_name* is the `cra_name` / name or `cra_driver_name` / driver name of the public key algorithm e.g. "rsa"

*type* specifies the type of the algorithm

*mask* specifies the mask for the algorithm

## Description

Allocate a handle for public key algorithm. The returned struct `crypto_akcipher` is the handle that is required for any subsequent API invocation for the public key operations.

## Return

allocated handle in case of success; `IS_ERR` is true in case of an error, `PTR_ERR` returns the error code.

## Name

`crypto_free_akcipher` — free AKCIPHER tfm handle

## Synopsis

```
void crypto_free_akcipher (struct crypto_akcipher * tfm);
```

## Arguments

*tfm* AKCIPHER tfm handle allocated with `crypto_alloc_akcipher`

## Name

`crypto_akcipher_set_pub_key` — Invoke set public key operation

## Synopsis

```
int crypto_akcipher_set_pub_key (struct crypto_akcipher * tfm, const  
void * key, unsigned int keylen);
```

## Arguments

<i>tfm</i>	tfm handle
<i>key</i>	BER encoded public key
<i>keylen</i>	length of the key

## Description

Function invokes the algorithm specific set key function, which knows how to decode and interpret the encoded key

## Return

zero on success; error code in case of error

## Name

`crypto_akcipher_set_priv_key` — Invoke set private key operation

## Synopsis

```
int crypto_akcipher_set_priv_key (struct crypto_akcipher * tfm, const  
void * key, unsigned int keylen);
```

## Arguments

*tfm*      tfm handle

*key*      BER encoded private key

*keylen*   length of the key

## Description

Function invokes the algorithm specific set key function, which knows how to decode and interpret the encoded key

## Return

zero on success; error code in case of error

# Asymmetric Cipher Request Handle

## Name

`akcipher_request_alloc` — allocates public key request

## Synopsis

```
struct akcipher_request * akcipher_request_alloc (struct crypto_akci-  
pher * tfm, gfp_t gfp);
```

## Arguments

*tfm* AKCIPHER tfm handle allocated with `crypto_alloc_akcipher`

*gfp* allocation flags

## Return

allocated handle in case of success or NULL in case of an error.

## Name

`akcipher_request_free` — zeroize and free public key request

## Synopsis

```
void akcipher_request_free (struct akcipher_request * req);
```

## Arguments

*req* request to free

## Name

`akcipher_request_set_callback` — Sets an asynchronous callback.

## Synopsis

```
void akcipher_request_set_callback (struct akcipher_request * req, u32  
flgs, crypto_completion_t cmpl, void * data);
```

## Arguments

*req* request that the callback will be set for

*flgs* specify for instance if the operation may backlog

*cmpl* callback which will be called

*data* private data used by the caller

## Description

Callback will be called when an asynchronous operation on a given request is finished.

## Name

`akcipher_request_set_crypt` — Sets request parameters

## Synopsis

```
void akcipher_request_set_crypt (struct akcipher_request * req, struct  
scatterlist * src, struct scatterlist * dst, unsigned int src_len,  
unsigned int dst_len);
```

## Arguments

<i>req</i>	public key request
<i>src</i>	ptr to input scatter list
<i>dst</i>	ptr to output scatter list
<i>src_len</i>	size of the src input scatter list to be processed
<i>dst_len</i>	size of the dst output scatter list

## Description

Sets parameters required by crypto operation

## Name

`crypto_akcipher_maxsize` — Get len for output buffer

## Synopsis

```
int crypto_akcipher_maxsize (struct crypto_akcipher * tfm);
```

## Arguments

*tfm* AKCIPHER tfm handle allocated with `crypto_alloc_akcipher`

## Description

Function returns the dest buffer size required for a given key

## Return

minimum len for output buffer or error code in key hasn't been set

## Name

`crypto_akcipher_encrypt` — Invoke public key encrypt operation

## Synopsis

```
int crypto_akcipher_encrypt (struct akcipher_request * req);
```

## Arguments

*req* asymmetric key request

## Description

Function invokes the specific public key encrypt operation for a given public key algorithm

## Return

zero on success; error code in case of error

## Name

`crypto_akcipher_decrypt` — Invoke public key decrypt operation

## Synopsis

```
int crypto_akcipher_decrypt (struct akcipher_request * req);
```

## Arguments

*req* asymmetric key request

## Description

Function invokes the specific public key decrypt operation for a given public key algorithm

## Return

zero on success; error code in case of error

## Name

`crypto_akcipher_sign` — Invoke public key sign operation

## Synopsis

```
int crypto_akcipher_sign (struct akcipher_request * req);
```

## Arguments

*req* asymmetric key request

## Description

Function invokes the specific public key sign operation for a given public key algorithm

## Return

zero on success; error code in case of error

## Name

`crypto_akcipher_verify` — Invoke public key verify operation

## Synopsis

```
int crypto_akcipher_verify (struct akcipher_request * req);
```

## Arguments

*req* asymmetric key request

## Description

Function invokes the specific public key verify operation for a given public key algorithm

## Return

zero on success; error code in case of error

---

# Chapter 6. Code Examples

## Code Example For Symmetric Key Cipher Operation

```
struct tcrypt_result {
    struct completion completion;
    int err;
};

/* tie all data structures together */
struct skcipher_def {
    struct scatterlist sg;
    struct crypto_skcipher *tfm;
    struct skcipher_request *req;
    struct tcrypt_result result;
};

/* Callback function */
static void test_skcipher_cb(struct crypto_async_request *req, int error)
{
    struct tcrypt_result *result = req->data;

    if (error == -EINPROGRESS)
        return;
    result->err = error;
    complete(&result->completion);
    pr_info("Encryption finished successfully\n");
}

/* Perform cipher operation */
static unsigned int test_skcipher_encdec(struct skcipher_def *sk,
    int enc)
{
    int rc = 0;

    if (enc)
        rc = crypto_skcipher_encrypt(sk->req);
    else
        rc = crypto_skcipher_decrypt(sk->req);

    switch (rc) {
    case 0:
        break;
    case -EINPROGRESS:
    case -EBUSY:
        rc = wait_for_completion_interruptible(
            &sk->result.completion);
        if (!rc && !sk->result.err) {
```

```
    reinit_completion(&sk->result.completion);
    break;
}
default:
    pr_info("skcipher encrypt returned with %d result %d\n",
        rc, sk->result.err);
    break;
}
init_completion(&sk->result.completion);

return rc;
}

/* Initialize and trigger cipher operation */
static int test_skcipher(void)
{
    struct skcipher_def sk;
    struct crypto_skcipher *skcipher = NULL;
    struct skcipher_request *req = NULL;
    char *scratchpad = NULL;
    char *ivdata = NULL;
    unsigned char key[32];
    int ret = -EFAULT;

    skcipher = crypto_alloc_skcipher("cbc-aes-aesni", 0, 0);
    if (IS_ERR(skcipher)) {
        pr_info("could not allocate skcipher handle\n");
        return PTR_ERR(skcipher);
    }

    req = skcipher_request_alloc(skcipher, GFP_KERNEL);
    if (!req) {
        pr_info("could not allocate skcipher request\n");
        ret = -ENOMEM;
        goto out;
    }

    skcipher_request_set_callback(req, CRYPTO_TFM_REQ_MAY_BACKLOG,
        test_skcipher_cb,
        &sk.result);

    /* AES 256 with random key */
    get_random_bytes(&key, 32);
    if (crypto_skcipher_setkey(skcipher, key, 32)) {
        pr_info("key could not be set\n");
        ret = -EAGAIN;
        goto out;
    }

    /* IV will be random */
    ivdata = kmalloc(16, GFP_KERNEL);
    if (!ivdata) {
        pr_info("could not allocate ivdata\n");
        goto out;
    }
}
```

```
    }
    get_random_bytes(ivdata, 16);

    /* Input data will be random */
    scratchpad = kmalloc(16, GFP_KERNEL);
    if (!scratchpad) {
        pr_info("could not allocate scratchpad\n");
        goto out;
    }
    get_random_bytes(scratchpad, 16);

    sk.tfm = skcipher;
    sk.req = req;

    /* We encrypt one block */
    sg_init_one(&sk.sg, scratchpad, 16);
    skcipher_request_set_crypt(req, &sk.sg, &sk.sg, 16, ivdata);
    init_completion(&sk.result.completion);

    /* encrypt data */
    ret = test_skcipher_encdec(&sk, 1);
    if (ret)
        goto out;

    pr_info("Encryption triggered successfully\n");

out:
    if (skcipher)
        crypto_free_skcipher(skcipher);
    if (req)
        skcipher_request_free(req);
    if (ivdata)
        kfree(ivdata);
    if (scratchpad)
        kfree(scratchpad);
    return ret;
}
```

## Code Example For Use of Operational State Memory With SHASH

```
struct sdesc {
    struct shash_desc shash;
    char ctx[];
};

static struct sdescinit_sdesc(struct crypto_shash *alg)
{
    struct sdescsdesc;
```

```
int size;

size = sizeof(struct shash_desc) + crypto_shash_descsize(alg);
sdesc = kmalloc(size, GFP_KERNEL);
if (!sdesc)
    return ERR_PTR(-ENOMEM);
sdesc->shash.tfm = alg;
sdesc->shash.flags = 0x0;
return sdesc;
}

static int calc_hash(struct crypto_shashalg,
                    const unsigned char data, unsigned int datalen,
                    unsigned char digest) {
    struct shash_desc sdesc;
    int ret;

    sdesc = init_shash_desc(alg);
    if (IS_ERR(sdesc)) {
        pr_info("trusted_key: can't alloc %s\n", hash_alg);
        return PTR_ERR(sdesc);
    }

    ret = crypto_shash_digest(&sdesc->shash, data, datalen, digest);
    kfree(sdesc);
    return ret;
}
```

## Code Example For Random Number Generator Usage

```
static int get_random_numbers(u8 *buf, unsigned int len)
{
    struct crypto_rng rng = NULL;
    char drbg = "drbg_nopr_sha256"; /* Hash DRBG with SHA-256, no PR */
    int ret;

    if (!buf || !len) {
        pr_debug("No output buffer provided\n");
        return -EINVAL;
    }

    rng = crypto_alloc_rng(drbg, 0, 0);
    if (IS_ERR(rng)) {
        pr_debug("could not allocate RNG handle for %s\n", drbg);
        return PTR_ERR(rng);
    }

    ret = crypto_rng_get_bytes(rng, buf, len);
}
```

```
    if (ret < 0)
        pr_debug("generation of random numbers failed\n");
    else if (ret == 0)
        pr_debug("RNG returned no data");
    else
        pr_debug("RNG returned %d bytes of data\n", ret);

out:
    crypto_free_rng(rng);
    return ret;
}
```